

KINZE GRAIN CARTS

PARTS MANUAL

(900/1100/1300/1500)

M0238-02

Rev. 4/16

This manual applies to: 2012 Production and on

Record the model number and serial number of your planter along with date purchased:

Serial Number _____

Date Purchased _____

Information in this manual was current at time of printing. However, due to Kinze's ongoing product improvement, production changes may cause your machine to appear slightly different in detail. Kinze Manufacturing, Inc. reserves the right to change specifications or design without notice and without incurring obligation to install the same on machines previously manufactured.

Right hand (R.H.) and left hand (L.H.), as used throughout this manual, are determined by facing in the direction the machine will travel when in use, unless otherwise stated.

This page left blank intentionally.

DRIVE COMPONENTS

PTO Assembly - 1¾"-20 Spline Yoke	P1
PTO Assembly - 1¾"-20 Spline Yoke, Grain Transfer (900)	P3
PTO Assembly - 1¾"-20 Spline Yoke, Grain Transfer (1100/1300/1500)	P4
Intermediate Drive Line	P5
Gearbox	P6
V-Belt Idler Assembly	P7
Lower V-Belt Assembly	P9
Horizontal Auger Drive Hub Assembly	P12

MAIN FRAME

Clevis Hitch Assemblies	P15
Front Hitch	P17
Jack Assembly	P19
Grain Transfer	P21
Front Lower Housing	P23
Vertical Auger Assembly	P24
Lower Vertical Auger Assembly (2012 Production)	P25
Lower Vertical Auger Assembly (2013-2014 Production)	P27
Lower Vertical Auger Assembly (2015 Production and on)	P29
Lower Vertical Auger Sub Assembly (900) Prior to G1K570 Auger Spindle and Coupler Update Kit	P33
Lower Vertical Auger Sub Assembly (900) 2013 Production and On	P34
Lower Vertical Auger Sub Assembly (1100/1300/1500)	P35
Upper Vertical Auger Assembly	P36
Upper Vertical Auger Sub Assembly	P37
Upper Vertical Auger Discharge Hood	P39
Frame Assembly (900)	P41
Frame Assembly (1100/1300/1500 Flotation/Track)	P43
Frame Assembly (1100/1300 Row Crop)	P45
Inner Grain Transfer	P47
Lower Tank Assembly (900/1100)	P49
Lower Tank Assembly (1300)	P51
Lower Tank Assembly (1500)	P53
Inner Truss Support (2015 Production)	P55
Lower Tank Sub Assembly (900)	P57
Lower Tank Sub Assembly (1100)	P59
Lower Tank Sub Assembly (1300/1500)	P61
Hydraulic Flow Gate (900)	P63
Hydraulic Flow Gate, Front Assembly (900)	P65
Hydraulic Flow Gate, Rear Assembly (900)	P67
Hydraulic Flow Gate (1100)	P69
Hydraulic Flow Gate, Front Assembly (1100)	P71
Hydraulic Flow Gate, Rear Assembly (1100)	P73

Hydraulic Flow Gate (1300)	P75
Hydraulic Flow Gate, Front Assembly (1300)	P77
Hydraulic Flow Gate, Rear Assembly (1300)	P79
Hydraulic Flow Gate (1500)	P81
Hydraulic Flow Gate, Front Assembly (1500)	P83
Hydraulic Flow Gate, Rear Assembly (1500)	P85
Lower Tank Supports (900)	P87
Lower Tank Supports (1100/1300/1500)	P89
Cross Brace Assemblies (2012 Production)	P91
Cross Brace Assemblies (2013 Production)	P92
Cross Brace Assemblies (2014 Production and on)	P93
Safety Screens (900)	P94
Safety Screens (1100/1300/1500) (2013 Production)	P95
Safety Screens (2014 Production and on)	P97
Upper Tank Assembly	P99
Upper Tank Side Panels and Bracing (900)	P101
Upper Tank Side Panels and Bracing (1100/1300/1500)	P103
Roll Tarp	P105
Electric Roll Tarp (2012 Production)	P109
Electric Roll Tarp (2013 Production and on)	P111
Electric Roll Tarp Miscellaneous	P113
Flotation Axle (900)	P115
Flotation Axle (1100) 2012-2014 Production	P117
Flotation Axle (1100/1300) 2015 Production and on	P119
Row Crop Axle (1100/1300)	P121
Track Axle (2012-2014 Production)	P123
Track Axle (2015 Production and on)	P125
36" Track Assembly	P127
Track End Wheel	P128
Track Mid Wheel	P129
Hub Assembly (900/1100 Flotation)	P130
Hub Assembly (1300 Flotation)	P131
Hub Assembly (Row Crop Without Electronic Scale Package)	P132
Tire Assemblies (Flotation)	P133
Tire Assemblies (Row Crop)	P134

HYDRAULICS

Hydraulic Schematic	P135
Hydraulic Tractor Control Schematic	P137
Hydraulic Flow Gate Cylinder	P138
Auger Discharge Hood Cylinder	P139
Auger Rotate Cylinder	P141
Vertical Auger Cylinder	P143
Horizontal Auger Drive (Idler) Cylinder	P144
Counterbalance Valve Block	P145
Rotate Valve Block Assembly (2012 Production)	P146
Rotate Valve Block Assembly (2013 Production and On)	P147
Spout Manifold Block Assembly	P148
Floor Auger Manifold Block Assembly	P149
Auger Rotate Manifold Block Assembly	P150

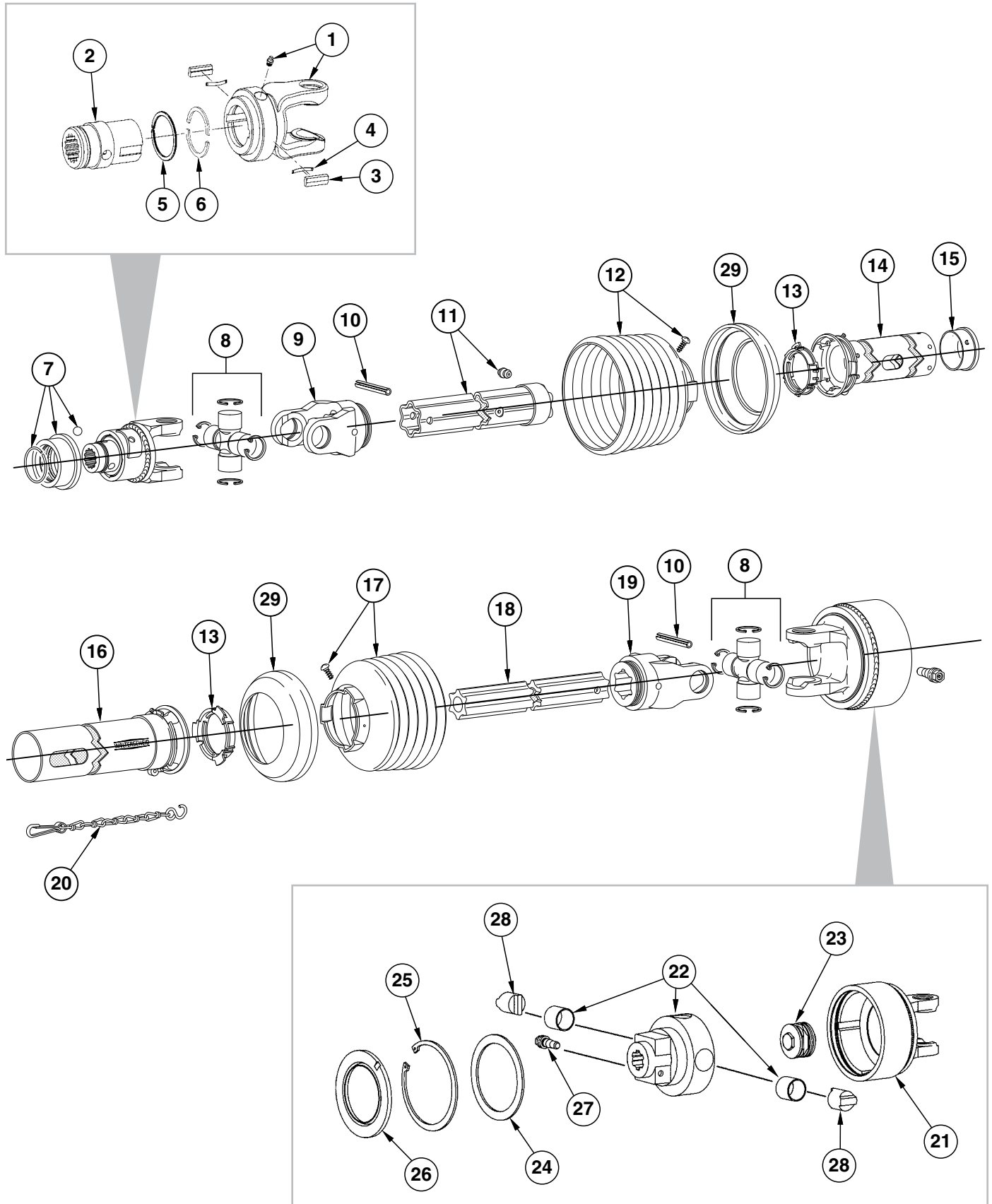
ELECTRICAL

Electrical Schematic	P151
Electrical Miscellaneous	P152
Safety/Warning Lights	P153
Camera Monitoring System	P155
Electronic Scale Components, Flotation and Track (2012-2014 Production)	P157
Electronic Scale Components, Flotation and Track (2015 Production and on)	P158
Electronic Scale Components, Row Crop	P159
Miscellaneous Electronic Scale Components	P161

MISCELLANEOUS P163**NUMERICAL INDEX P173**

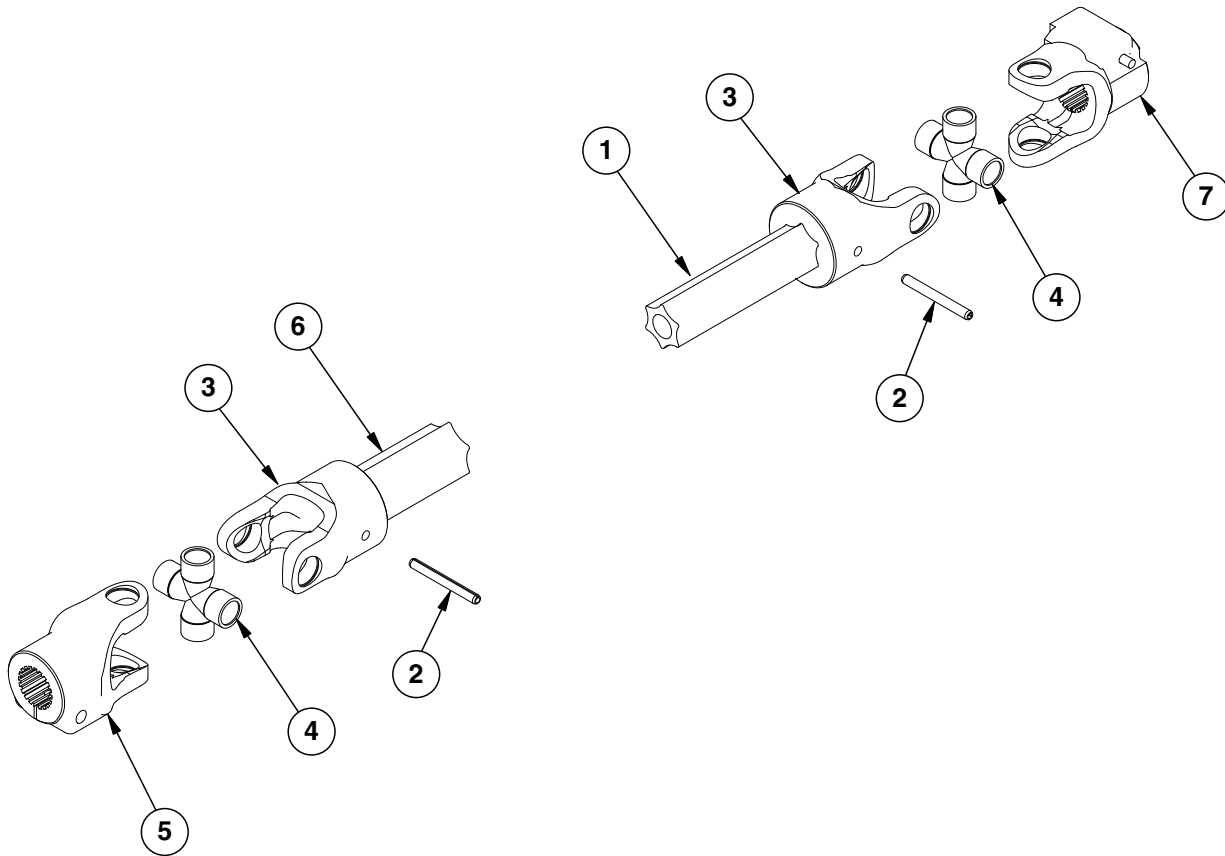
This page left blank intentionally.

(GR1642/A12243/GR1788)



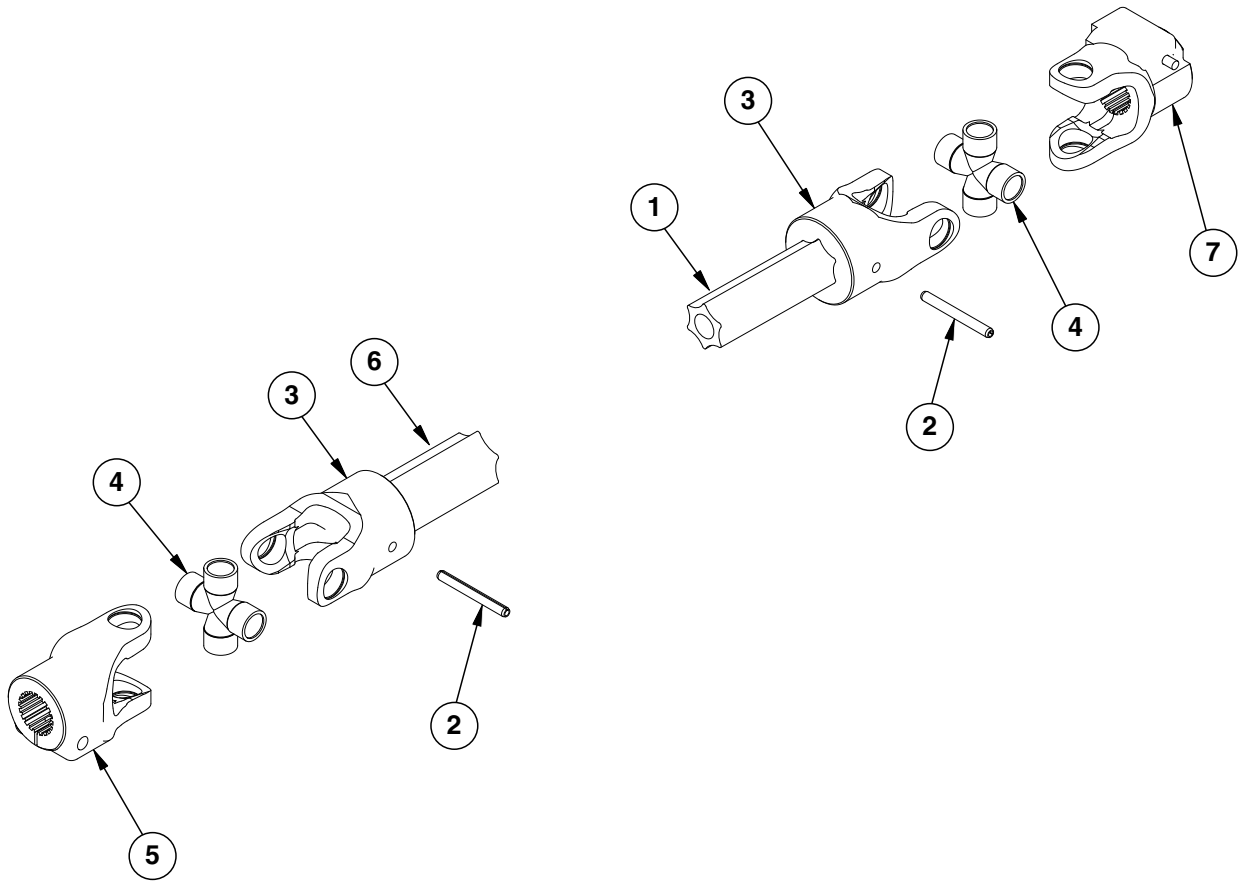
ITEM	PART NO.	QTY.	DESCRIPTION
1	GR1693	1	Housing W/Grease Fitting
	GR1661	-	Grease Fitting
2	GR1694	1	Hub
3	GR1669	2	Key
4	GR1670	2	Leaf Spring
5	GR1672	1	Retaining Ring
6	GR1695	2	Half Ring
7	GR1246	-	Quick Disconnect Kit
8	GR2045	2	Cross And Bearing Kit
9	GR1215	1	Inboard Yoke
10	GR1211	2	Spring Pin
11	GR1644	1	Profile And Sleeve W/Grease Fitting
	GR1430	-	Grease Fitting, $\frac{3}{16}$ ", Drive-In
12	GR1217	1	Guard Cone W/Screw
13	GR1220	2	Bearing Ring
14	GR1618	1	Inner Guard Tube
15	GR1222	1	Support Bearing
16	GR1646	1	Outer Guard Tube
17	GR1648	1	Guard Cone W/Screw
18	GR1645	1	Inner Profile
19	GR1212	1	Inboard Yoke
20	GR1221	1	Safety Chain
21	GR1794	1	Housing
22	GR1791	1	Hub W/Bushings
	GR1704	-	Bushing
23	GR1792	1	Spring
24	GR1699	1	Washer
25	GR1700	1	Retaining Ring
26	GR1701	1	Ring
27	GR1649	-	Lock Assembly
28	GR1793	4	Cam
29	GR2050	-	Reinforcing Collar
A	GR1640	-	PTO Half-Tractor (Items 1-15 and 19)
B	GR1789	-	PTO Half-Machine (Items 8, 10, 13, and 16-29)
C	GR1642	-	Overrunning Clutch Yoke (Items 1-7)
D	GR1788	1	Torque Limiting Clutch (Items 21-28)

(IP1407)



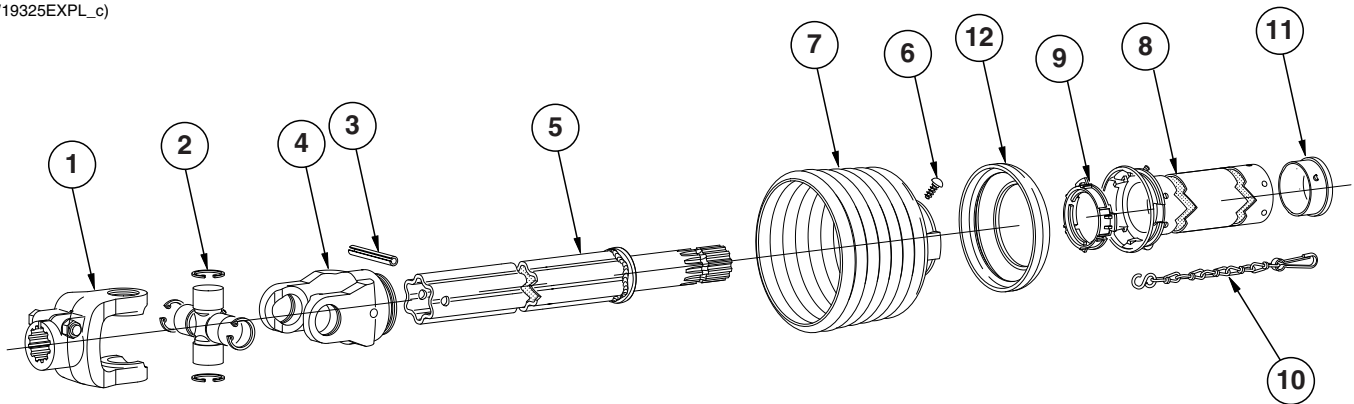
ITEM	PART NO.	QTY.	DESCRIPTION
1	GR2103	1	Inner Profile S4GA
2	GR1211	2	Spring Pin
3	GR1212	1	Inboard Yoke
4	GR2045	2	Cross And Bearing Kit
5	GD23537	1	Yoke
6	GR2104	1	Inboard Yoke and S5G Profile
7	GD24615	1	Yoke
A	GA17094	-	PTO Assembly Complete

(IP1406)

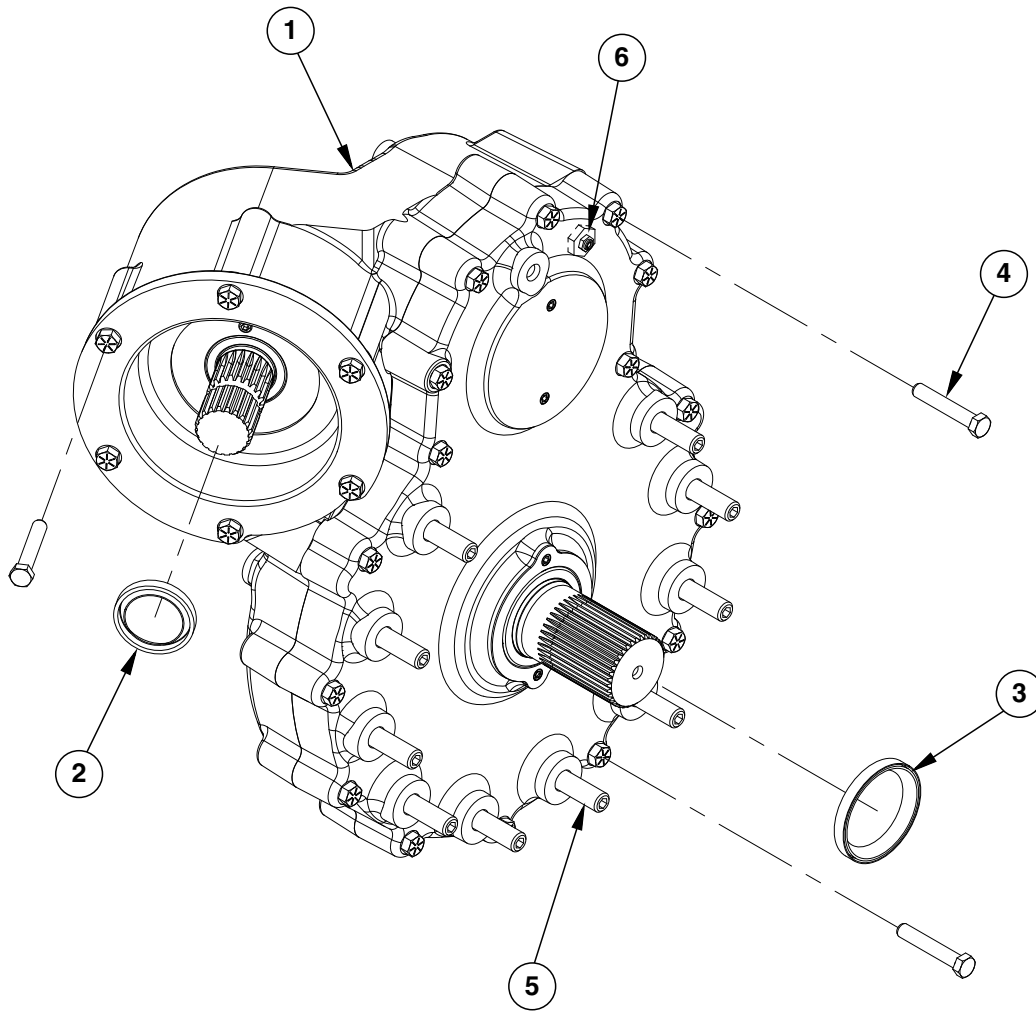


ITEM	PART NO.	QTY.	DESCRIPTION
1	GR2061	1	Inner Profile
2	GR1211	2	Spring Pin
3	GR1212	1	Inboard Yoke
4	GR2045	2	Cross And Bearing Kit
5	GD23537	1	Yoke
6	GR2062	1	Inboard Yoke Profile
7	GD24615	1	Yoke
A	GA15899	-	PTO Assembly Complete (Items 1-7)

(W19325EXPL_c)

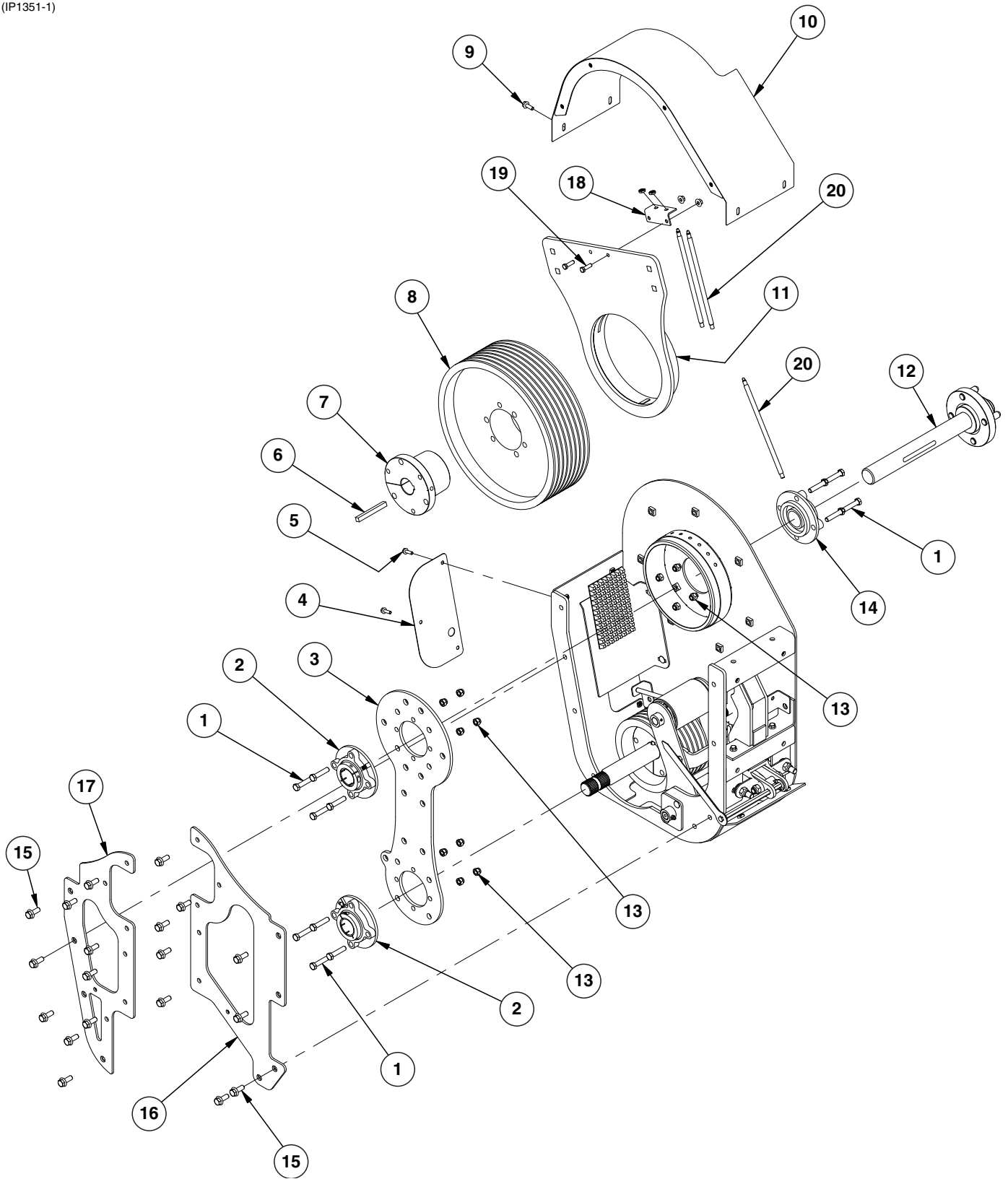


ITEM	PART NO.	QTY.	DESCRIPTION
1	GD23537	1	Yoke
2	GR2045	1	Cross And Bearing Kit
3	GR1211	1	Spring Pin
4	GR1215	1	Inboard Yoke
5	GR2063	1	Inner Profile
6	GR2049	1	Screw
7	GR1217	1	Guard Cone W/Screw
8	GR2064	1	Outer Guard
9	GR1220	1	Bearing Ring
10	GR1221	1	Safety Chain
11	GR1872	1	Support Bearing
12	GR2050	1	Reinforcing Collar
A	GA16263	-	Intermediate Drive Line Complete (Items 1-14)



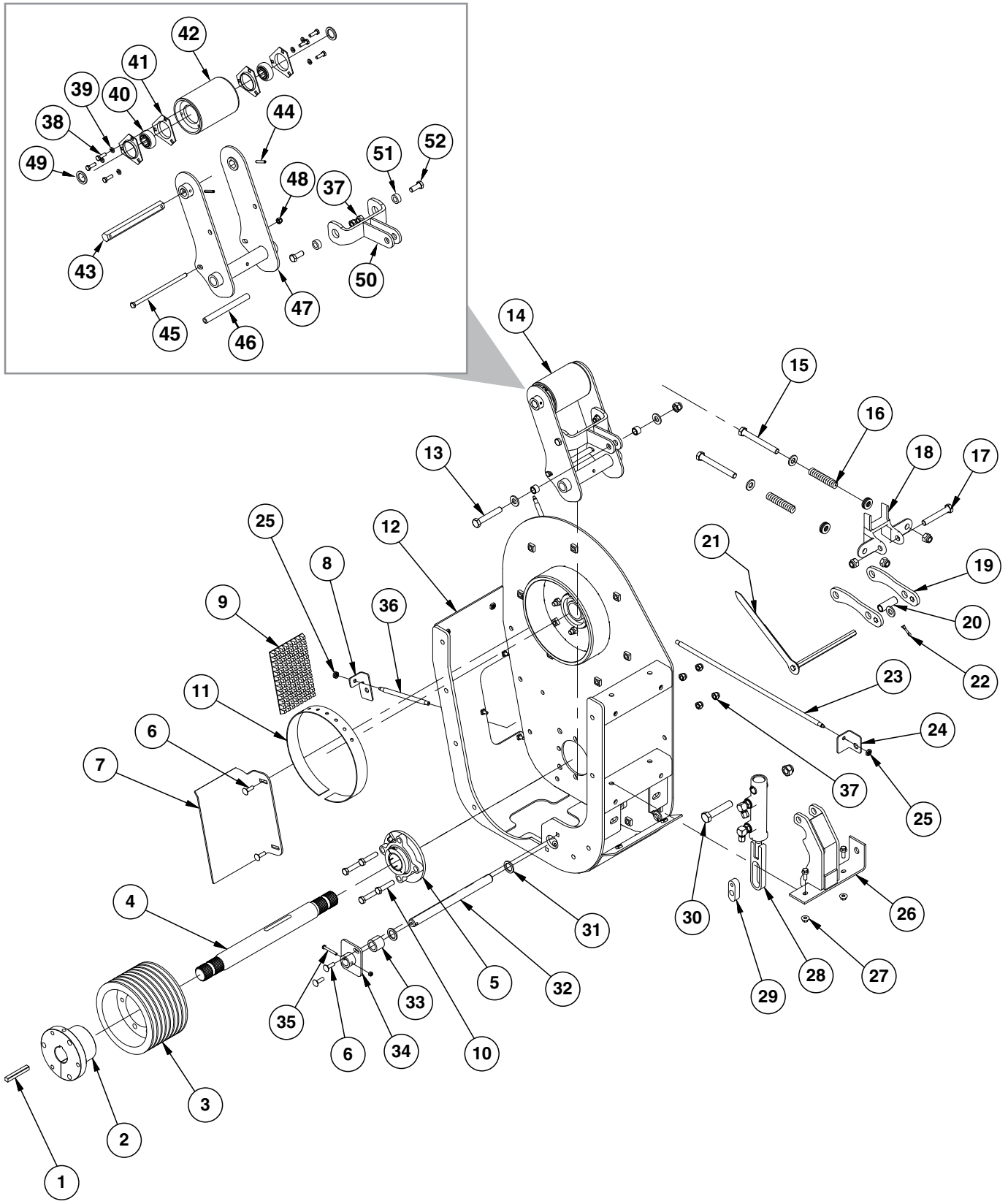
ITEM	PART NO.	QTY.	DESCRIPTION
1	GA16008	1	Gearbox
2	GR2095	1	Seal
3	GR2096	1	Seal
4	GR2101	22	Hex Head Cap Screw, $\frac{7}{16}$ "-14 x 2 $\frac{1}{2}$ "
5	GR2102	10	Stud, $\frac{5}{8}$ "-11 x 3 $\frac{1}{4}$ "
6	GR2097	1	Vent Plug, $\frac{1}{8}$ "-27
7	GR2099	2	Plug, $\frac{1}{2}$ "-14
A	GA16008	-	Gearbox Complete

(IP1351-1)



ITEM	PART NO.	QTY.	DESCRIPTION
1	G10581	12	Hex Head Cap Screw, ½"-13 x 2¼"
2	GA21307	2	2" 4 Bolt Flange Bearing W/45° Grease Zerk
	G10643	1	Grease Fitting, 45°, ¼"-28
3	GA16987	1	Shaft Alignment Plate (900)
	GA16225	-	Shaft Alignment Plate (1100/1300/1500)
4	GD24838	1	Site Shield Plate (900)
	GD23877	-	Site Shield Plate (1100/1300/1500)
5	G11480	3	Hex Socket Flange Cap Screw, ⅝"-18 x 1"
6	GD13677	1	Key, ½" x ½" x 4½"
7	GD13561	1	Bushing (900)
	G11735	-	Hex Head Cap Screw, ½"-13 x 2¼" (900)
	GD23512	1	Bushing, 2" I.D. (1100/1300/1500)
	G11028	-	Hex Head Cap Screw, ⅝"-11 x 4½" (1100/1300/1500)
8	GD13558	1	Pulley, 15", 8 Groove (900)
	GD23510	-	Pulley, 18⅔", 8 Groove (1100/1300/1500)
9	G11124	4	Hex Serrated Flange Cap Screw, ⅜"-16 x 1"
10	GA16992	1	Upper Cover (900)
	GA16235	-	Upper Cover (1100/1300/1500)
11	GA16238	1	Transfer Rotate Support
12	GA16234	1	Upper Pulley Shaft
13	G10111	12	Lock Nut, ½"-13
14	GA21308	1	2" 4 Bolt Flange Bearing W/45° Grease Zerk
	G11725	-	Grease Fitting, 45°, ¼"-28
15	G11271	19	Hex Socket Flange Cap Screw, ½"-13 x 1¼"
16	GA16988	1	Pulley Support (900)
	GA16231	-	Pulley Support (1100/1300/1500)
17	GA16989	1	Pulley Support (900)
	GA16230	-	Pulley Support (1100/1300/1500)
18	GD26753	1	Grease Zerk Mount Plate
19	G10004	2	Hex Head Cap Screw, ⅜"-16 x 1¼"
	G11091	6	Serrated Flange Nut, ⅜"-16
20	GA18511	3	Grease Hose W/Zerk, ⅜" x 12"
	G10640	-	Grease Fitting, ¼"-28
	G11094	3	Lock Nut, ⅛" NPT, Brass

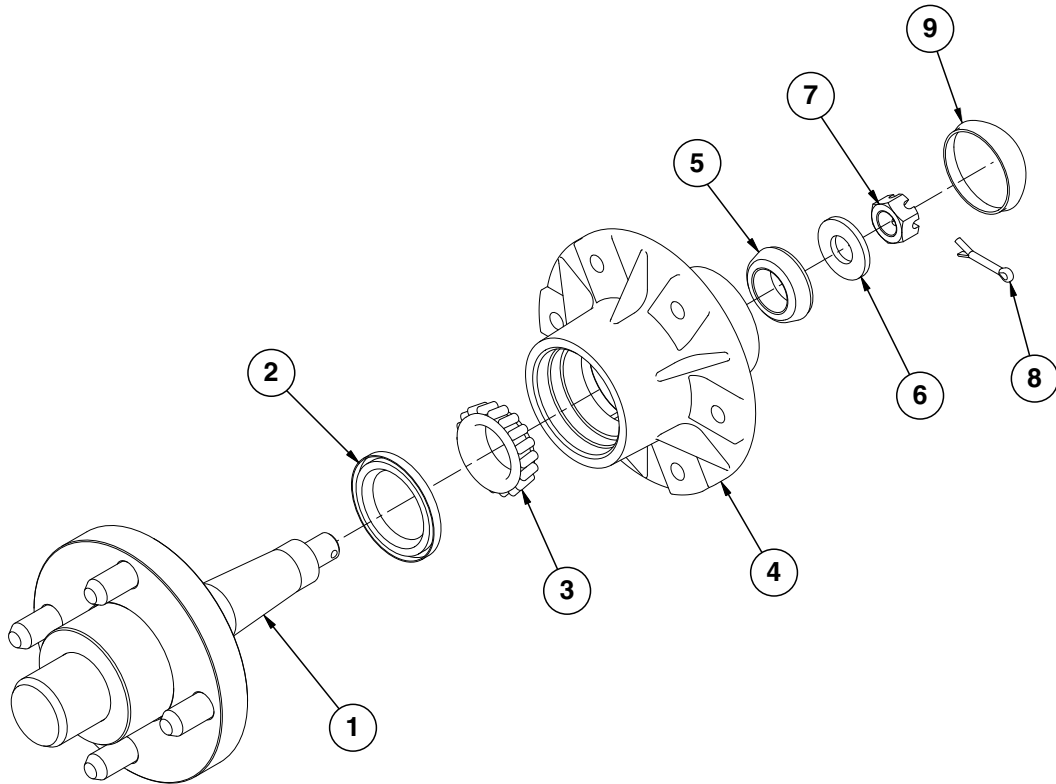
(IP1351-2)



ITEM	PART NO.	QTY.	DESCRIPTION
1	GD13088	1	Key, 1/2" x 1/2" x 3 1/2"
2	GD13560	1	Bushing (900)
	G11736	3	Hex Head Cap Screw, 3/8"-16 x 1 1/4" (900)
	GD23513	1	Bushing, 2" I.D. (1100/1300/1500)
	G11737	3	Hex Head Cap Screw, 9/16"-12 x 3 1/2", Grade 5
3	GD13559	1	Pulley, 7 1/2", 8 Groove (900)
	GD23511	-	Pulley, 9 1/4", 8 Groove (1100/1300/1500)
4	GD24033	1	Lower Pulley Shaft
5	GA21308	1	2" 4 Bolt Flange Bearing W/45° Grease Zerk
	G11725	-	Grease Fitting, 45°, 1/4"-28
6	G10599	4	Carriage Bolt, 3/8"-16 x 1 1/4"
7	GD24830	1	Belt Slide (900)
	GD23580	-	Belt Slide (1100/1300/1500)
8	GD26751	1	Grease Zerk Mount Plate
9	GA9841	1	V-Belt Set (900)
	GA16233	-	V-Belt Set (1100/1300/1500)
10	G10581	4	Hex Head Cap Screw, 1/2"-13 x 2 1/4"
11	GD21206	1	Transfer Rotate Bearing
12	GA16986	1	Auger Drive (900)
	GA16223	-	Auger Drive (1100/1300/1500)
13	G10743	1	Hex Head Cap Screw, 5/8"-11 x 3 3/4"
	GB0218	2	Bushing, 2 1/32" I.D. x 7/8" O.D. x 1 9/32" Long
	G11391	12	Flat Washer, 5/8" SAE
	G10107	2	Lock Nut, 5/8"-11
14	GA9359	1	Idler Arm Assembly (900)
	GA16227	-	Idler Arm Assembly (1100/1300/1500)
15	G10011	2	Hex Head Cap Screw, 5/8"-11 x 5 1/2"
	G10730	2	Lock Nut W/Nylon Insert, 5/8"-11
16	GD24761	2	Compression Spring
17	G10036	1	Hex Head Cap Screw, 5/8"-11 x 4"
18	GB0378	1	Stop Bracket
19	GD24851	2	Indicator Link
20	GD14610	1	Bushing, 7/8" x 2 7/16"
21	GA16243	1	Indicator
22	G10453	2	Cotter Pin, 3/16" x 1"
23	GA10175	1	Grease Hose W/Grease Fitting, 24"
24	GD24852	1	Grease Bracket
25	G11094	4	Lock Nut, 1/8" NPT, Brass
26	GA16226	1	Cylinder Support
27	G11091	6	Serrated Flange Nut, 3/8"-16
	G11124	4	Hex Serrated Flange Cap Screw, 3/8"-16 x 1"
28	GA9616	1	See "Horizontal Auger Drive (Idler) Cylinder" on page P144
29	GD14631	1	Slide Bar (900)
	GD23872	-	Clevis Slide (1100/1300/1500)
30	G10085	1	Hex Head Cap Screw, 3/4"-10 x 3 3/4"
	G10112	1	Lock Nut, 3/4"-10
31	G10233	3	Machine Bushing, 1 1/2" x 1/32", 10 Gauge (.1345")
32	GD23866	1	Pivot Shaft
33	GD5900-29	1	Sleeve, 1 1/2" O.D x 1.015" I.D x 1 1/4"
34	GA17092	1	Belt Alignment Bracket
35	G10638	1	Hex Head Cap Screw, 1/4"-20 x 2"
	G10110	1	Lock Nut, 1/4"-20, Grade B

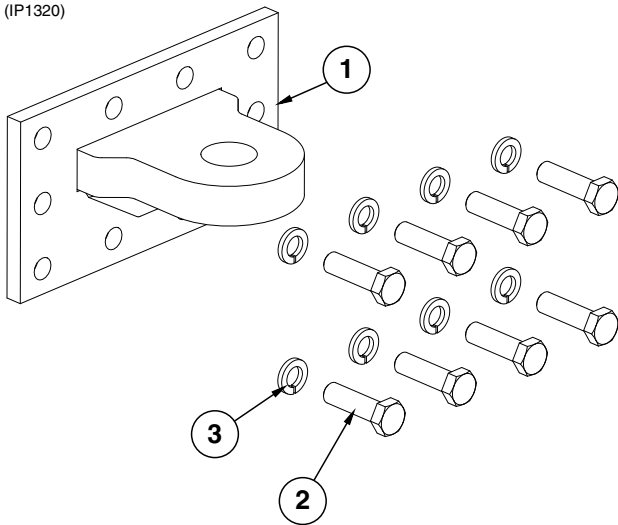
ITEM	PART NO.	QTY.	DESCRIPTION
36	GA18512	1	Hose W/Zerk, 3/16" x 8"
37	G10111	4	Lock Nut, 1/2"-13
38	G10019	6	Hex Head Cap Screw, 5/16"-18 x 1"
39	G10232	6	Lock Washer, 5/16"
40	GA9357	2	Bearing, 7/8" Hex, Single Lip
41	G3400-01	4	Flangette
42	GB0338	1	Idler
43	GD13763	1	Hex Shaft, 7/8" x 8 5/8" (2 Holes)
44	G10602	2	Spring Pin, 1/4" x 1 1/2"
45	G10686	1	Hex Head Cap Screw, 3/8"-16 x 8"
46	GD2971-13	1	Sleeve, 6 9/16" Long
47	GA9311	1	Idler Arm (900)
	GA16228	-	Idler Arm (1100/1300/1500)
48	G10108	1	Lock Nut, 3/8"-16
49	G10233	2	Machine Bushing, 1 1/2" x 1/32", 10 Gauge (.1345")
50	GB0377	1	Inner Link (900)
	GA16229	-	Inner Link (1100/1300/1500)
51	GD7889	2	Bushing, 1" O.D. x 9/16" I.D. x 7/16" Long
52	G10037	2	Hex Head Cap Screw, 1/2"-13 x 1 1/4"

(IP1353)



ITEM	PART NO.	QTY.	DESCRIPTION
1	GA15990	1	Rear Horizontal Auger Spindle
2	GA0239	1	Seal
3	GA0238	1	Bearing
4	GA9316	1	Hub W/Cups
	GR0189	-	Cup
5	GA0237	1	Bearing
6	G10224	1	Special Washer, 3/4", 7 Gauge (.1793")
7	G10723	1	Hex Nut, 3/4"-16, Grade 2
8	G10459	1	Cotter Pin, 3/16" x 1 1/2"
9	G2800-01	1	Cap
A	GA15991	-	Horizontal Auger Drive Hub, Rear (Items 1-9)

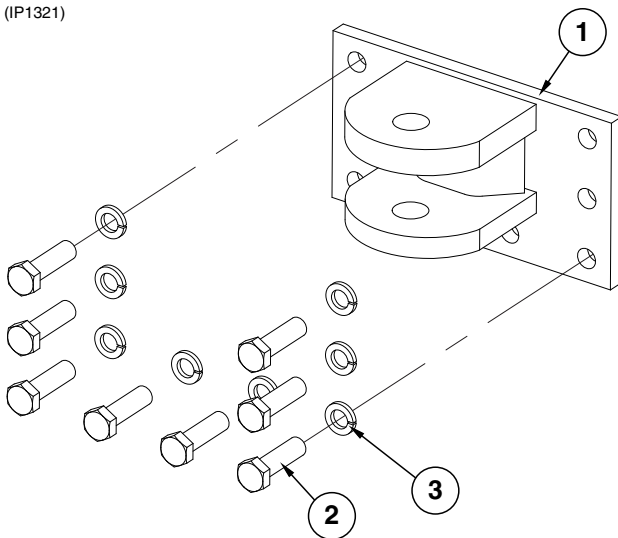
(IP1320)



Single Clevis Hitch

ITEM	PART NO.	QTY.	DESCRIPTION
1	GA7561	1	Hitch Cap, Single Clevis
2	G10441	8	Hex Head Cap Screw, 7/8"-9 x 3", Grade 8
3	G10330	8	Lock Washer, 7/8"

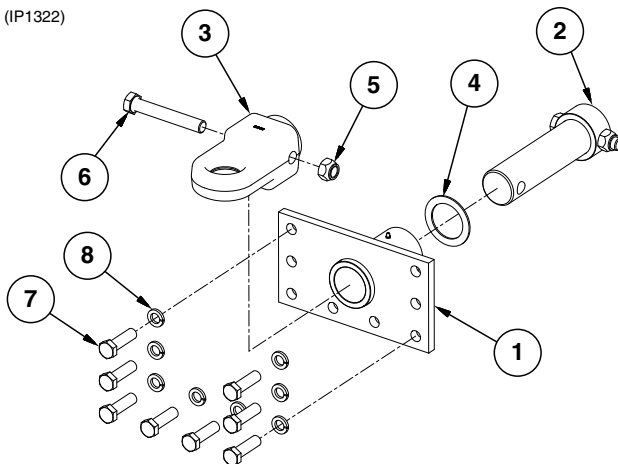
(IP1321)



Double Clevis Hitch

ITEM	PART NO.	QTY.	DESCRIPTION
1	GA4214	1	Hitch Cap, Double Clevis
2	G10441	8	Hex Head Cap Screw, 7/8"-9 x 3", Grade 8
3	G10330	8	Lock Washer, 7/8"


(IP1322)



Single Clevis Swivel Hitch

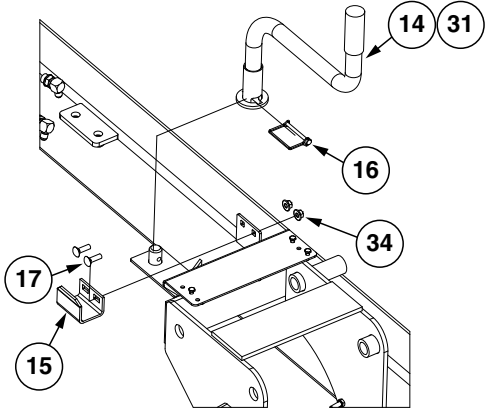
ITEM	PART NO.	QTY.	DESCRIPTION
1	GA17049	1	Swivel Hitch Plate
2	GA19446	1	Pin Assembly
3	GB0499	1	Clevis Hitch
4	G11096	1	Machine Bushing, 3", 10 Gauge (.1345")
5	G10647	1	Hex Nut, 1"-8, Grade 8
6	G11187	1	Hex Head Cap Screw, 1"-8 x 6 1/2", Grade 8
7	G10441	8	Hex Head Cap Screw, 7/8"-9 x 3", Grade 8
8	G10330	8	Lock Washer, 7/8"

(IP1031)

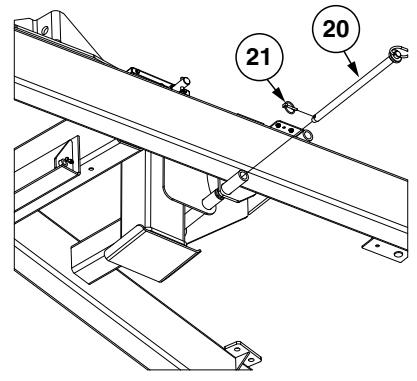


ITEM	PART NO.	QTY.	DESCRIPTION
1	G9568X	1	½" Transport Safety Chain Package, Includes: (1) ½" Safety Chain W/Hook, (1) Hex Head Cap Screw, (1) Lock Nut, (1) Washer, (1) Instruction Sheet

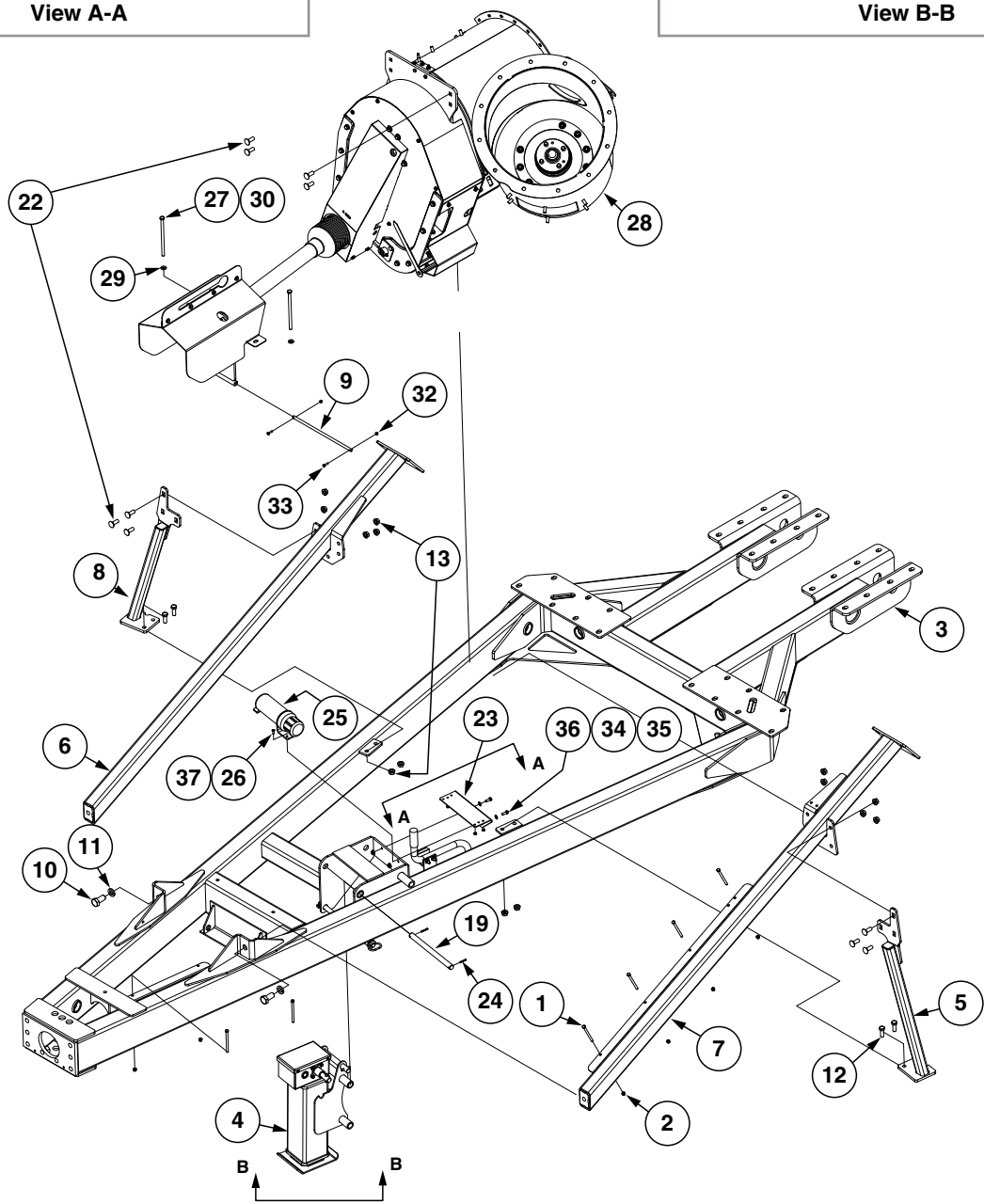
(IP1360)



View A-A

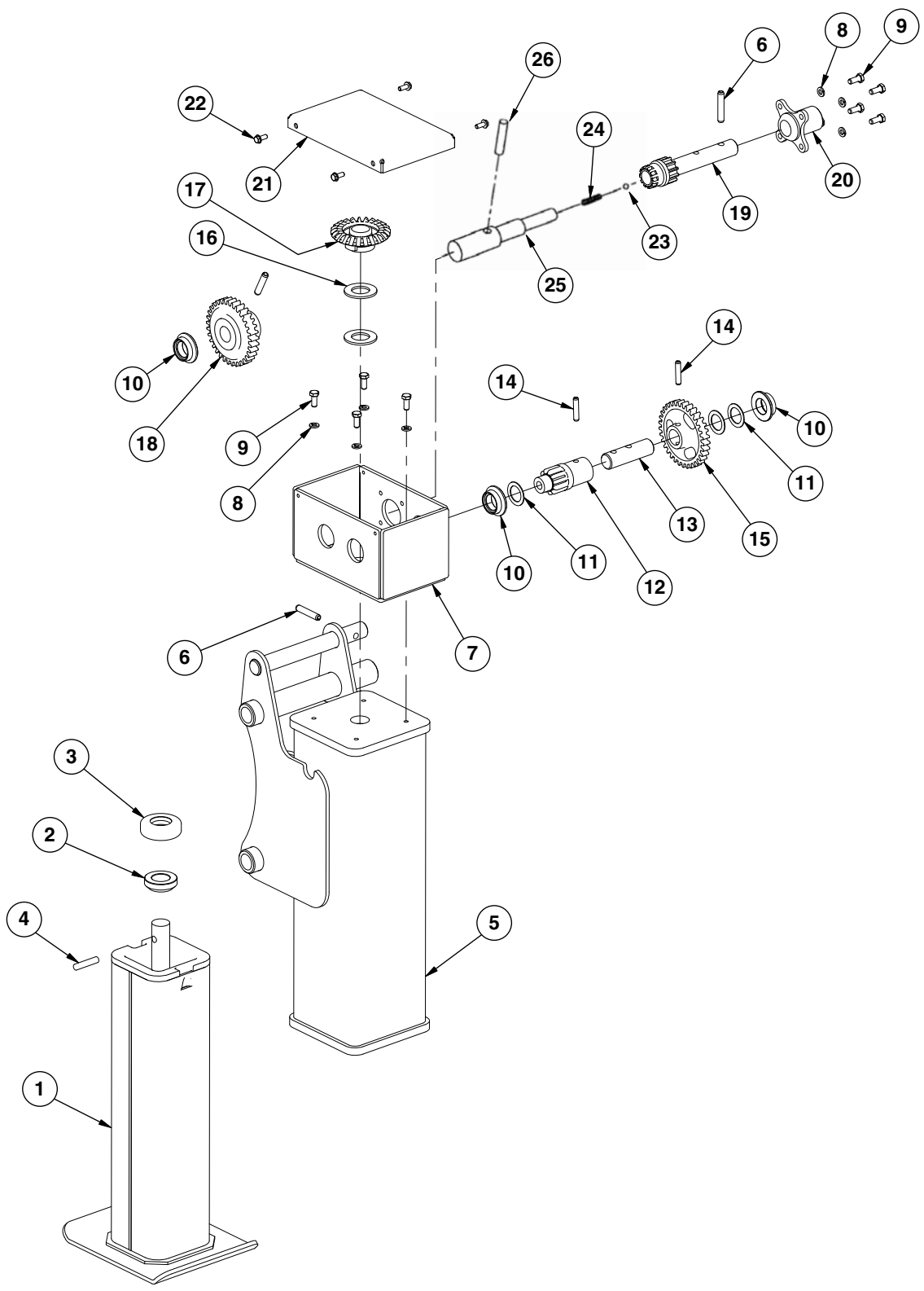


View B-B



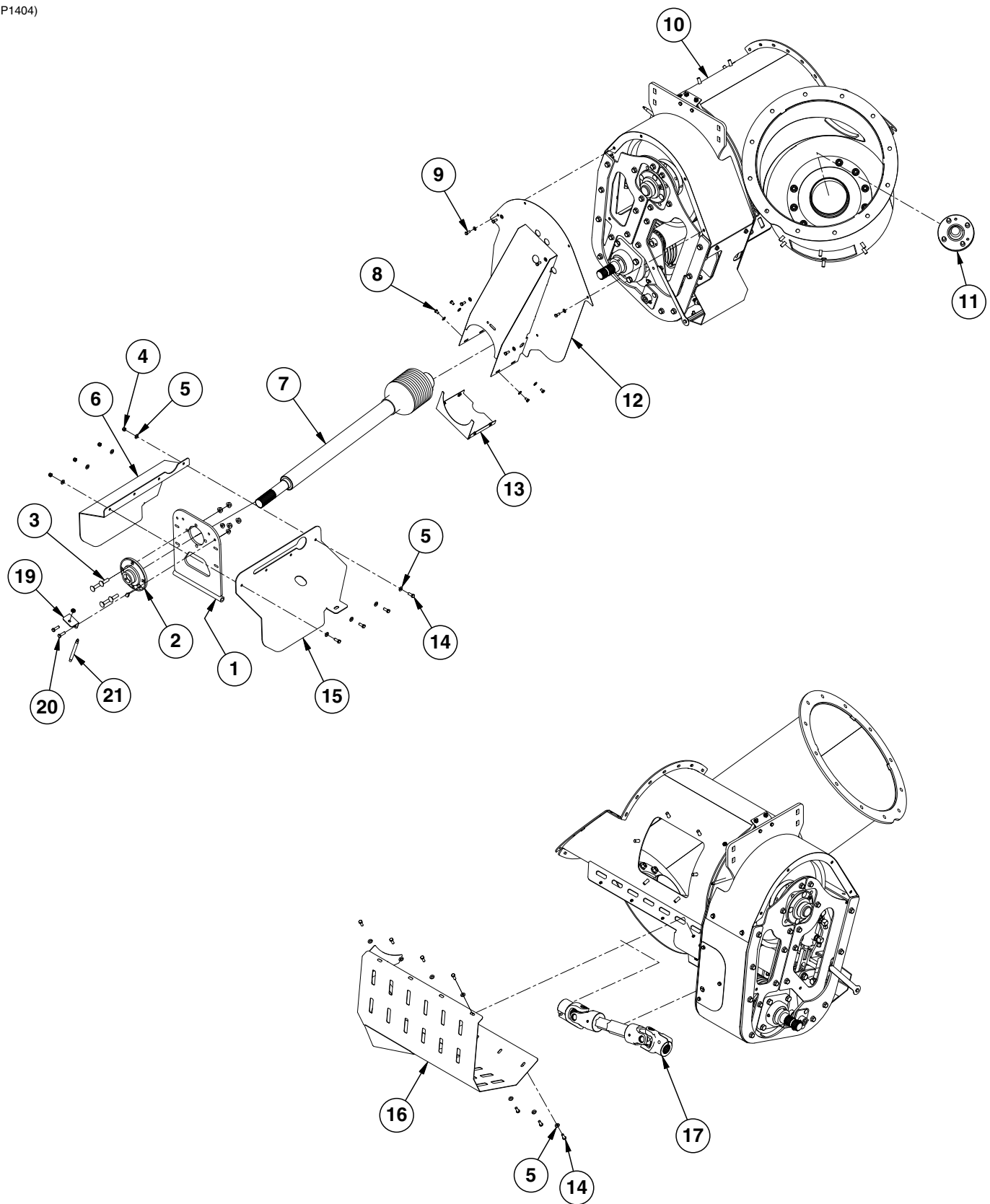
ITEM	PART NO.	QTY.	DESCRIPTION
1	G10172	6	Hex Head Cap Screw, 3/8"-16 x 5"
2	G10108	6	Lock Nut, 3/8"-16
3	GA15961	1	Cart Hitch (1300 Flotation and Track) (Shown)
	GA16248	-	Row Crop Hitch (1300 Row Crop)
	GA16265	-	Cart Hitch (1100 Flotation and Track)
	GA16203	-	Cart Hitch (1100 Row Crop)
	GA16253	-	Cart Hitch (900)
	GA16252	-	Cart Hitch (1500)
4	GA17044	1	See "Jack Assembly" on page P19
5	GA16239	1	Grain Transfer Support
6	GA16242	1	Front Support (1100/1300/1500)
	GA17090		Front Support (900)
7	GA16241	1	Front Support (1100/1300/1500)
	GA17089		Front Support (900)
8	GA16240	1	Grain Transfer Support
9	GD23894	1	Front Bearing Mount Pin
10	G11223	2	Hex Head Cap Screw, 1"-8 x 2"
11	G10118	2	Lock Washer, 1"
12	G10005	4	Hex Head Cap Screw, 5/8"-11 x 1 3/4"
13	G11415	14	Serrated Flange Nut, 5/8"-11
14	GA17046	1	Jack Handle
15	GD13755	1	Handle Holder
16	GD10705	1	Locking Clip Pin, 1/4" x 2 1/2"
17	G10599	2	Carriage Bolt, 3/8"-16 x 1 1/4"
19	GD24127	1	Jack Pin
20	GA17645	1	Cart Jack Pin (2013 Production and on)
	GA15763	1	Cart Jack Pin (2012 Production)
	GD2558	1	Lynch Pin, 1/4"
21	GD2558	1	Lynch Pin, 1/4"
22	G11084	10	Carriage Bolt, 5/8"-11 x 1 3/4"
23	GD29638	1	Canister Mount Bracket
24	G10602	2	Spring Pin, 1/4" x 1 1/2"
25	GA15422	1	Operator's Manual Canister
26	G10023	3	Hex Head Cap Screw, 1/4"-20 x 3/4"
27	G10909	2	Hex Head Cap Screw, 1/2"-13 x 9"
28	GA16782	1	Grain Transfer Assembly (1100/1300/1500)
	GA16781	-	Grain Transfer Assembly (900)
29	G11389	2	Flat Washer, 1/2" Plated SAE
30	G10071	2	Serrated Flange Nut, 1/2"-13
31	G11012	1	Black Protective Cover, 1 1/2" x 4"
32	G10110	2	Lock Nut, 1/4"-20, Grade B
33	G10064	2	Hex Head Cap Screw, 1/4"-20 x 1"
34	G11091	4	Serrated Flange Nut, 3/8"-16
35	G11387	2	Flat Washer, 3/8" SAE
36	G10001	2	Hex Head Cap Screw, 3/8"-16 x 1"
37	G10621	3	Serrated Flange Nut, 1/4"-20

(IP1335)



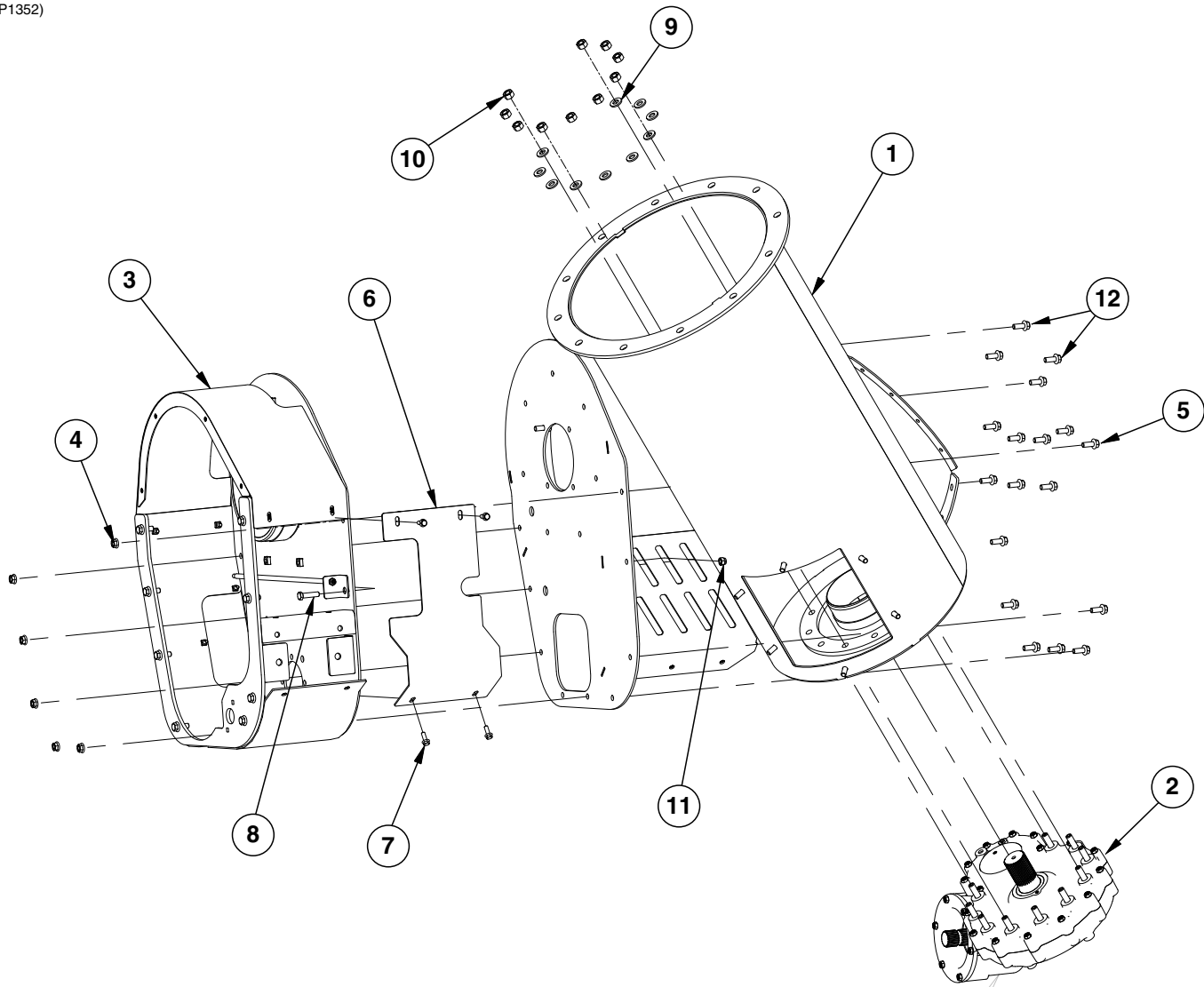
ITEM	PART NO.	QTY.	DESCRIPTION
1	GA17051	1	Lower Leg
2	GD13598	1	Collar
3	GA9665	1	Thrust Bearing
4	G10840	1	Dowel Pin, 3/8" x 1 3/4"
5	GA17052	1	Top Leg
6	G10610	2	Spring Pin, 3/8" x 2
7	GA17053	1	Gearbox
8	G10232	8	Lock Washer, 5/16"
9	G10043	8	Hex Head Cap Screw, 5/16"-18 x 3/4"
10	GD13604	3	Bushing
11	G11032	3	Bushing, 1 1/2" O.D. x 1.015 I.D.
12	GD13605	1	Output Spur Gear
13	GD13608	1	Output Shaft
14	G11031	2	Spring Pin, 5/16" x 1 1/2"
15	GD13606	1	Input Spur Gear
16	GD13600	2	Thrust Washer
17	GD13601	1	Bevel Gear
18	GD13602	1	Output Cluster Gear
19	GD13698	1	Input Shaft
20	GA14992	1	Shifter Housing
21	GD13635	1	Cap
22	G10960	4	Hex Non-Serrated Flange Cap Screw, 1/4"-20 x 5/8", Grade 5
23	GD13609	1	Detent Ball
24	GD13610	1	Detent Spring
25	GD13603	1	Output Shaft
26	G11030	1	Spring Pin, 3/8" x 1 3/4"
A	GA17044	-	Jack Complete (Items 1-26)

(IP1404)



ITEM	PART NO.	QTY.	DESCRIPTION
1	GA16215	1	PTO Bearing Mount
2	GA19119 G11558	1 -	Flange Bearing W/Fitting Adapter, ¼"-28 x ½" NPTF
3	G11162 G10071	4	Carriage Bolt, ½"-13 x 1¾" Serrated Flange Nut, ½"-13
4	G10108	4	Lock Nut, ¾"-16
5	G11387	15	Flat Washer, ¾" SAE
6	GD24516	1	PTO Cover Plate
7	GA16263	1	See "Intermediate Drive Line" on page P5
8	G10054 G11386	4	Hex Head Cap Screw, ⅝"-18 x ½" Flat Washer, ⅝" SAE
9	G10054 G11386	6	Hex Head Cap Screw, ⅝"-18 x ¾" Flat Washer, ⅝" SAE
10	---	-	See "Front Lower Housing" on page P23
11	GA14568	1	Auger Drive Lug
12	GA21315 GA16993	1	Front Cover (1100/1300/1500) (shown) Front Cover (900)
13	GA16669	1	Lower Knuckle Cover
14	G10001	11	Hex Head Cap Screw, ¾"-16 x 1"
15	GD24515	1	PTO Cover Plate
16	GA16247 GA16994	1 -	Lower Shield (1100/1300/1500) (shown) Lower Shield (900)
17	GA15899 GA17094	1	See "PTO Assembly - 1¾"-20 Spline Yoke, Grain Transfer (1100/1300/1500)" on page P4 (Shown) See "PTO Assembly - 1¾"-20 Spline Yoke, Grain Transfer (900)" on page P3
18	---	-	---
19	GD26752	1	Grease Zerk Mount Plate
20	G10004 G11091	2 2	Hex Head Cap Screw, ¾"-16 x 1¼" Serrated Flange Nut, ¾"-16
21	GA18513 G11094	1 1	Grease Hose W/Zerk, ⅜" x 6" Lock Nut, ⅛" NPT, Brass

(IP1352)

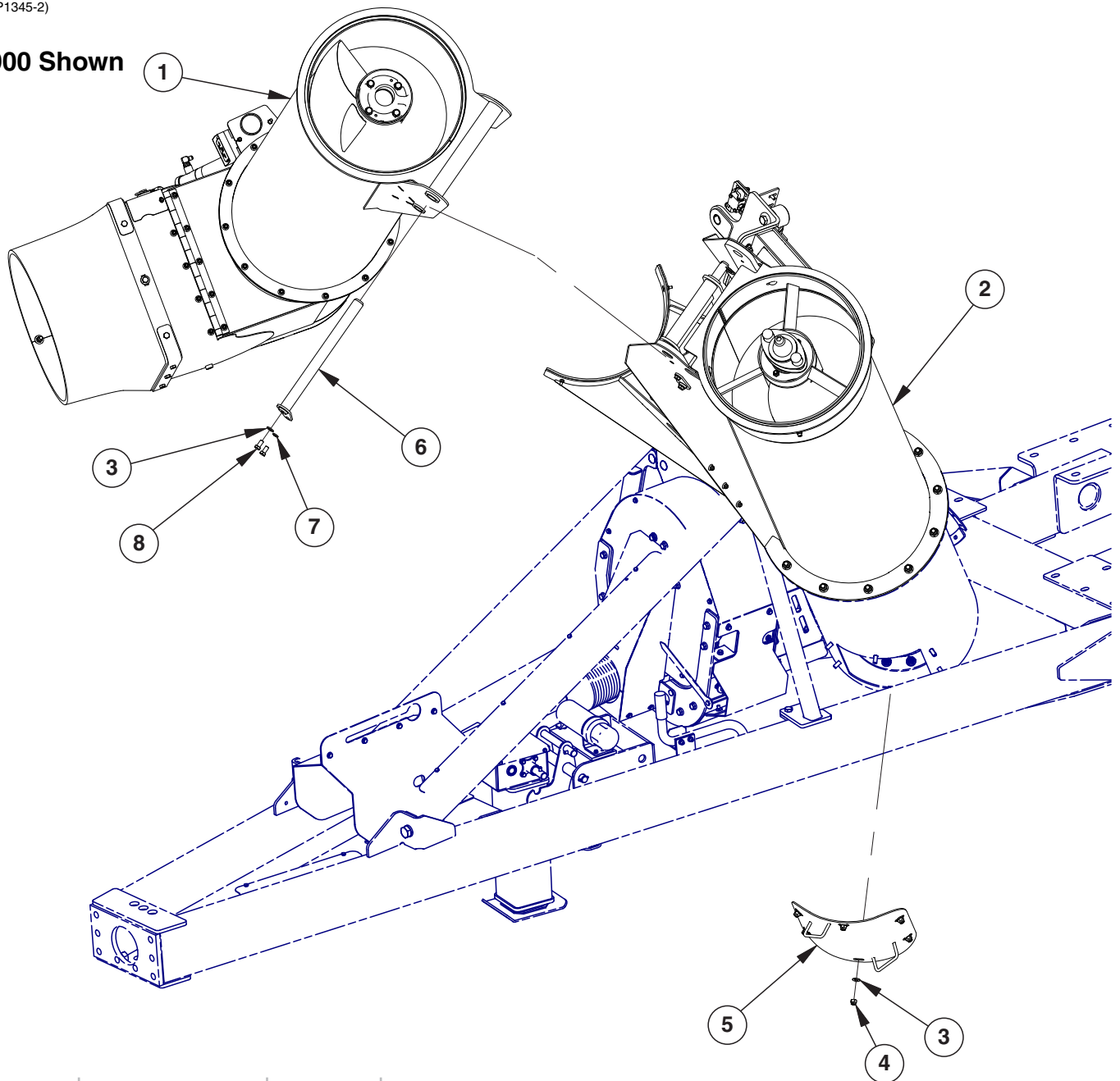


ITEM	PART NO.	QTY.	DESCRIPTION
1	*GA18484 GA16256	1 -	Outer Grain Transfer (1100/1300/1500) (Shown) Outer Grain Transfer (900)
2	GA16008	1	See "Gearbox" on page P6
3	---	-	See "V-Belt Idler Assembly" on page P7 and See "Lower V-Belt Assembly" on page P9
4	G10071	6	Serrated Flange Nut, 1/2"-13
5	G11271	17	Hex Socket Flange Cap Screw, 1/2"-13 x 1 1/4"
6	GD23890 GD24837	1 -	Idler Sheild (1100/1300/1500) (Shown) Idler Sheild (900)
7	G11124	4	Hex Serrated Flange Cap Screw, 3/8"-16 x 1"
8	G10016	1	Hex Head Cap Screw, 1/2"-13 x 2"
9	G11391	10	Flat Washer, 5/8" SAE
10	G11490	10	Hex Nut, 5/8"-11, Grade 8
11	G10111	1	Lock Nut, 1/2"-13
12	G11413 G11271	2 2	Hex Socket Flange Cap Screw, 1/2"-13 x 1", Grade 5 (1100/1300/1500) Hex Socket Flange Cap Screw, 1/2"-13 x 1 1/4" (900)

*If replacing GA18484 on 2012 production carts, additional parts will be needed: (1)GA18511, (1)G11558, (1)G11094, (1)GD26428, (1)GD26430, (1)GA17973, (2)GD26432, (2)GD26442-01, (2)GD26442-02, (1)GD26442-03, and (1)GD26441-01

(IP1345-2)

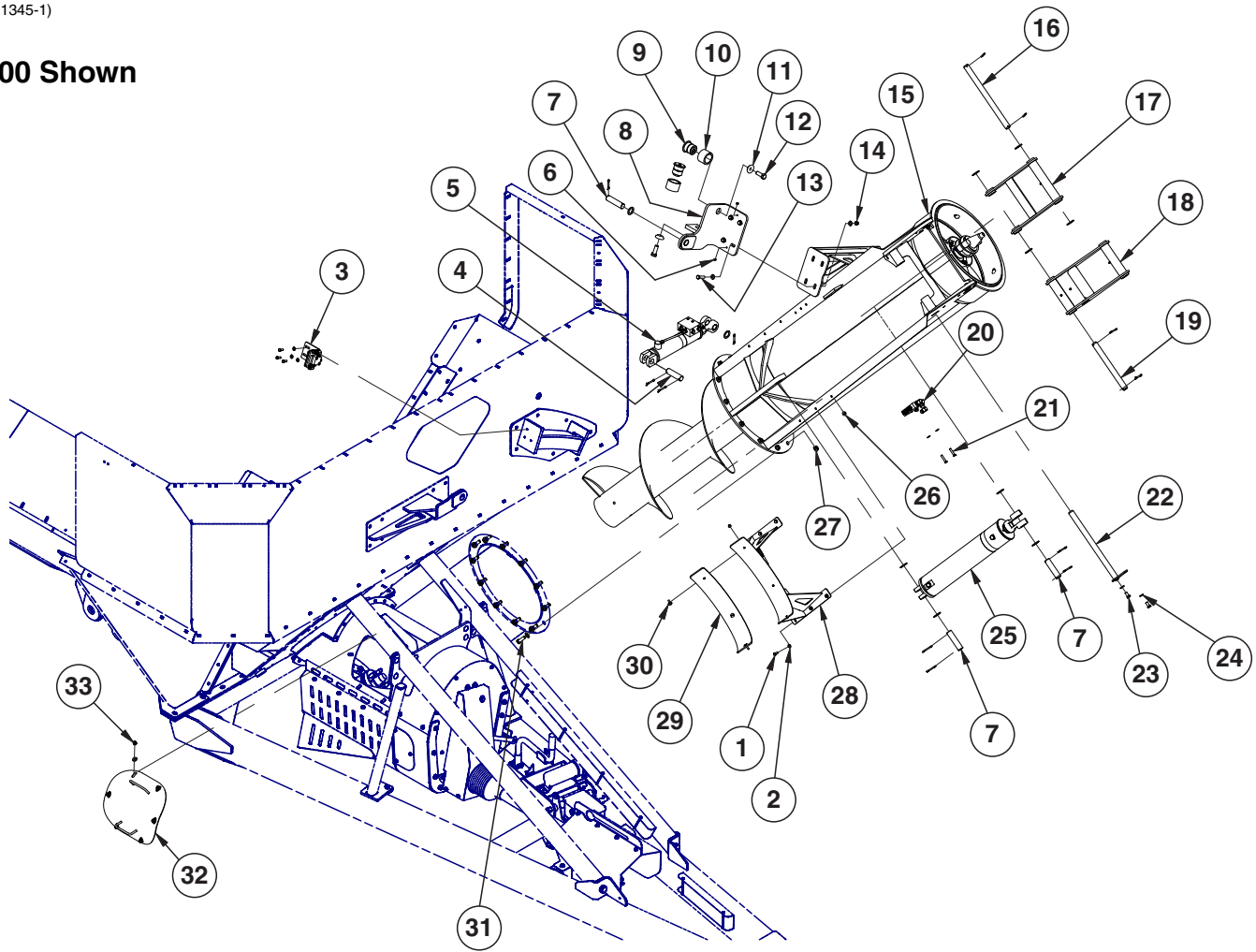
900 Shown



ITEM	PART NO.	QTY.	DESCRIPTION
1	---	-	See "Upper Vertical Auger Assembly" on page P36
2	---	-	See "Lower Vertical Auger Sub Assembly (900) Prior to G1K570 Auger Spindle and Coupler Update Kit" on page P33 See "Lower Vertical Auger Sub Assembly (1100/1300/1500)" on page P35
3	G11389	7	Flat Washer, 1/2" Plated SAE
4	G10974	6	Lock Nut W/Nylon Insert, 1/2"-13
5	GA15527 GA16025	1 -	Vertical Cleanout (900) Vertical Cleanout (1100/1300/1500)
6	GA9354 GA16079	1 -	Auger Pivot Pin (900) Auger Pivot Pin (1100/1300/1500)
7	G10228	1	Lock Washer, 1/2"
8	G10014	2	Hex Head Cap Screw, 1/2"-13 x 1"

(IP1345-1)

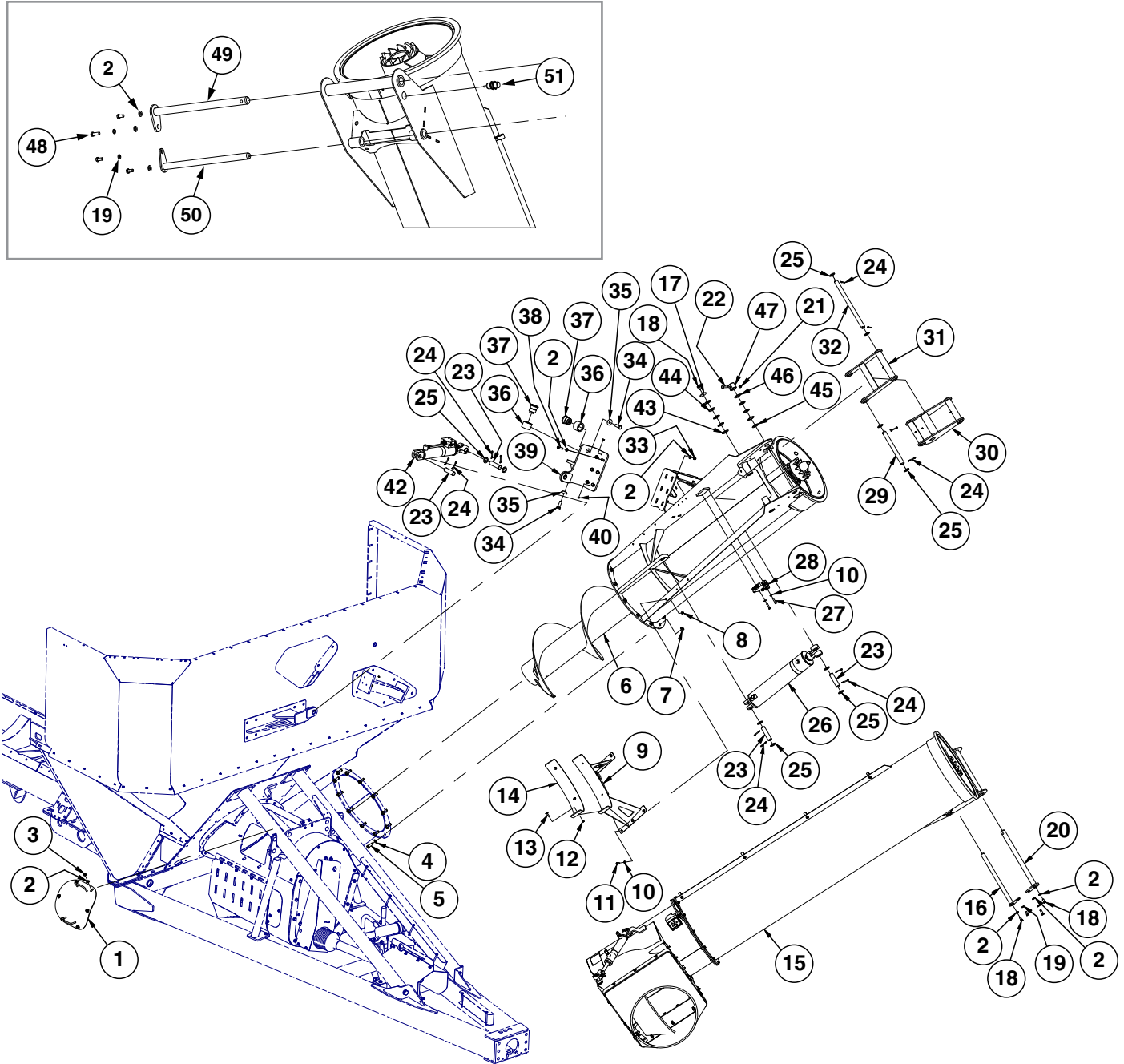
900 Shown



ITEM	PART NO.	QTY.	DESCRIPTION
1	G10001	6	Hex Head Cap Screw, 3/8"-16 x 1"
2	G11387	6	Flat Washer, 3/8" SAE
3	---	1	See "Rotate Valve Block Assembly (2012 Production)" on page P146
4	GR1287	1	Pin W/Cotter Pins
	G10460	2	Cotter Pin, 1/4" x 2"
5	GA16134	1	See "Auger Rotate Cylinder" on page P141
	G10159	4	Washer, 1 7/8"
	G10460	4	Cotter Pin, 1/4" x 2"
6	G11512	2	Hex Set Screw, 3/8"-16 x 1/2"
7	GD6136	3	Pin, 1 1/4" x 5"
	G10159	6	Washer, 1 7/8"
	G10460	6	Cotter Pin, 1/4" x 2"
8	GA17123	1	Rotate Cylinder Mount (900)
	GA17153	-	Rotate Cylinder Mount (1100/1300/1500)
	GD24413	-	Spring Bushing
9	GA6497	2	Cam Follower W/Grease Fitting
	G10640	-	Grease Fitting, 1/4"-28
10	GD10532	2	Sleeve
11	GB0409	2	Spring Washer
12	G10026	2	Hex Head Cap Screw, 3/4"-10 x 2"

ITEM	PART NO.	QTY.	DESCRIPTION
13	G11513	4	Hex Head Cap Screw, 1/2"-13 x 2"
	G11389	4	Flat Washer, 1/2" Plated SAE
14	G11511	4	Locknut, 1/2"-13
	G11389	4	Flat Washer, 1/2" Plated SAE
15	---	-	See "Lower Vertical Auger Sub Assembly (900) Prior to G1K570 Auger Spindle and Coupler Update Kit" on page P33 See "Lower Vertical Auger Sub Assembly (900) 2013 Production and On" on page P34 See "Lower Vertical Auger Sub Assembly (1100/1300/1500)" on page P35
16	GD13735	1	Upper Link Pin (900)
	GD23211	-	Upper Link Pin (1100/1300/1500)
	G10159	2	Washer, 1 7/8"
	G10460	2	Cotter Pin, 1/4" x 2"
17	GA9257	1	Upper Link W/Grease Fitting, 1 17/8" x 15 7/8"
18	GA9256	1	Lower Link W/Grease Fittings And Spring Bushing, 9 1/2" x 17 3/4"
	G10640	-	Grease Fitting, 1 1/4"-28
	GD14621	-	Spring Bushing
19	GD13736	1	Pin, 1 1/4" x 13 1/8"
	G10159	2	Washer, 1 7/8"
	G10460	2	Cotter Pin, 1/4" x 2"
20	---	1	See "Counterbalance Valve Block" on page P145
21	G10047	2	Hex Head Cap Screw, 3/8"-16 x 1 3/4"
	G11387	2	Flat Washer, 3/8" SAE
22	GA9353	1	Auger Pivot Pin (900)
	GA16079	-	Auger Pivot Pin (1100/1300/1500)
23	G10014	2	Hex Head Cap Screw, 1/2"-13 x 1"
	G11389	2	Flat Washer, 1/2" Plated SAE
24	G10228	2	Lock Washer, 1/2"
25	GA20808	1	See "Vertical Auger Cylinder" on page P143
26	G11091	6	Serrated Flange Nut, 3/8"-16
27	G11415	12	Serrated Flange Nut, 5/8"-11
28	GA17149	1	Auger Transport Mount (900)
	GA16023	-	Auger Transport Mount (1100/1300/1500)
29	GD24967	1	Auger Transport Pad (900)
	GD22585	-	Auger Transport Pad (1100/1300/1500)
30	G11272	3	Serrated Flange Head Elevator Bolt, 5/16"-18 x 1 1/4"
	G10109	3	Lock Nut, 5/16"-18
31	G10005	12	Hex Head Cap Screw, 5/8"-11 x 1 3/4"
	G11391	12	Flat Washer, 5/8" SAE
32	GA14556	1	Grain Transfer Cover (900)
	GA16024	-	Grain Transfer Cover (1100/1300/1500)
33	G10974	6	Lock Nut W/Nylon Insert, 1/2"-13
	G11389	6	Flat Washer, 1/2" Plated SAE

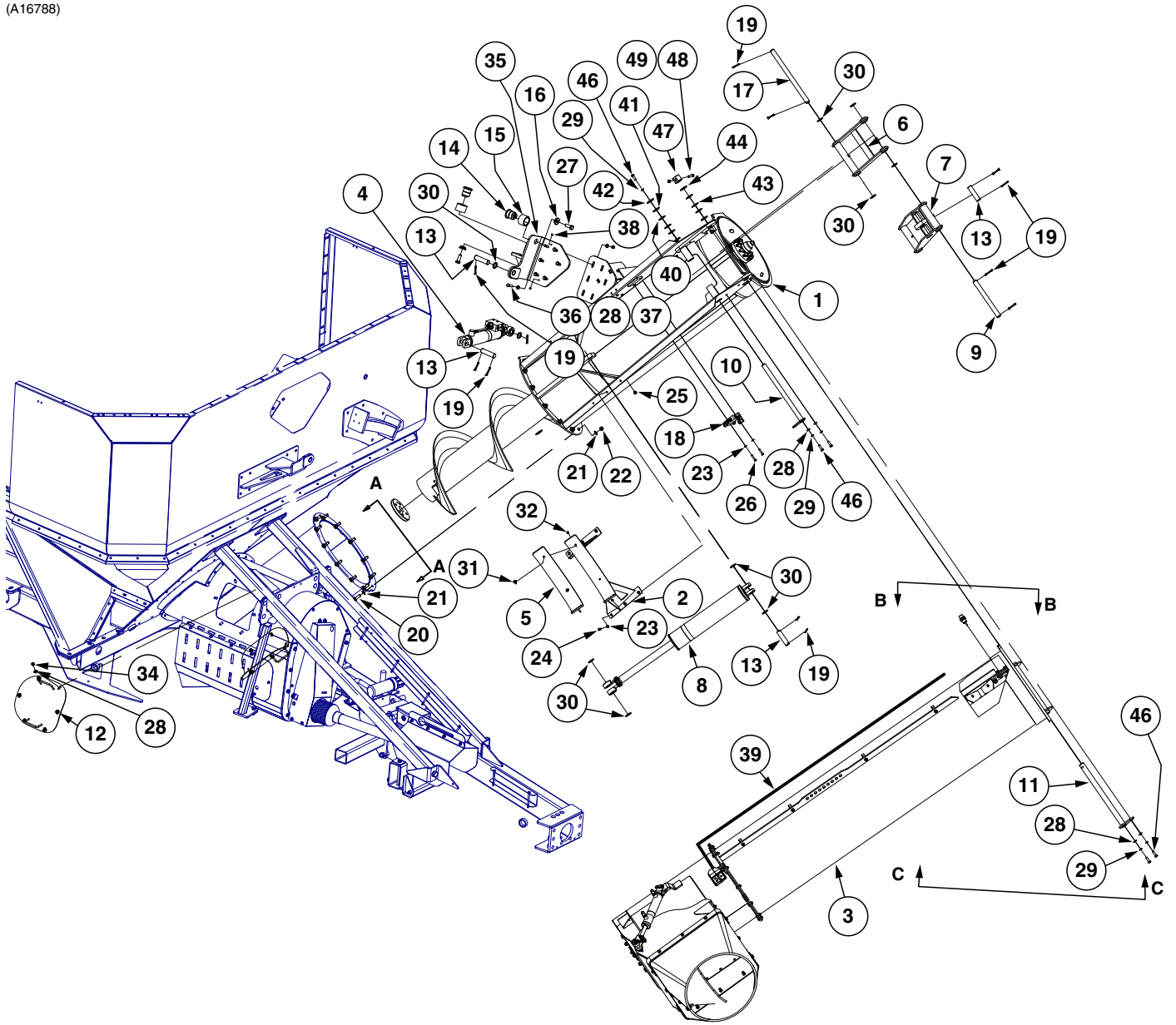
(IP1490)

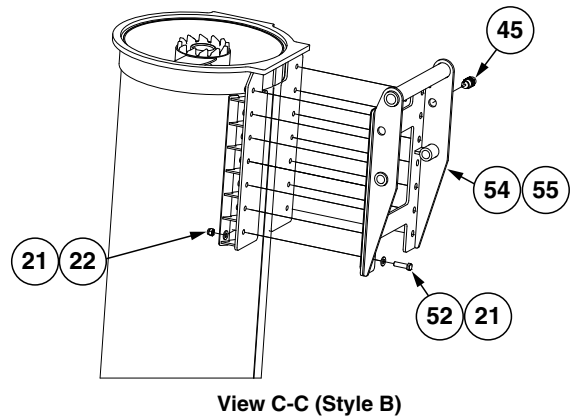
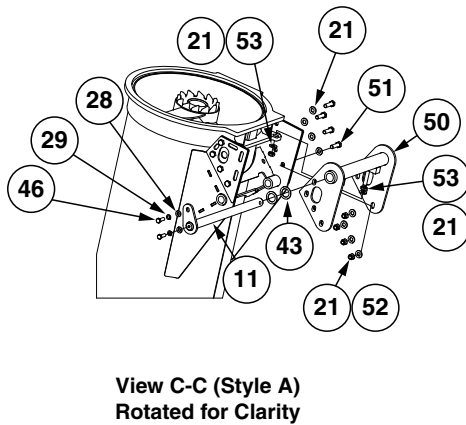
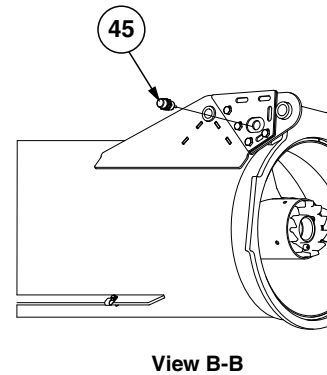
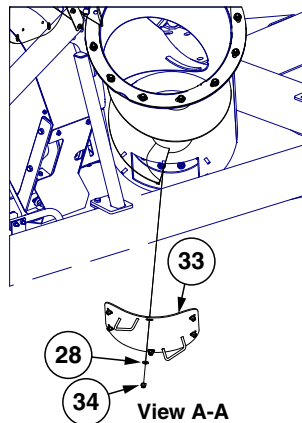


ITEM	PART NO.	QTY.	DESCRIPTION
1	GA16024	1	Grain Transfer Cover
2	G11389	29	Flat Washer, 1/2" Plated SAE
3	G10974	12	Lock Nut W/Nylon Insert, 1/2"-13
4	G11391	24	Flat Washer, 5/8" SAE
5	G10005	12	Hex Head Cap Screw, 5/8"-11 x 1 3/4"
6	---	-	See "Lower Vertical Auger Sub Assembly (1100/1300/1500)" on page P35
7	G10107	12	Lock Nut, 5/8"-11
8	G11091	6	Serrated Flange Nut, 3/8"-16

ITEM	PART NO.	QTY.	DESCRIPTION
9	GA16023	1	Auger Transport Mount
10	G11387	8	Flat Washer, 3/8" SAE
11	G10001	6	Hex Head Cap Screw, 3/8"-16 x 1"
12	G10109	3	Lock Nut, 5/16"-18
13	G11272	3	Serrated Flange Head Elevator Bolt, 5/16"-18 x 1 1/4"
14	GD22585	1	Auger Transport Pad
15	---	1	See "Upper Vertical Auger Assembly" on page P36
16	GA16080	1	Auger Pin
17	GD18828	1	Washer
18	G10014	5	Hex Head Cap Screw, 1/2"-13 x 1"
19	G10228	7	Lock Washer, 1/2"
20	GA18028	1	Auger Pivot Pin
21	G10111	1	Lock Nut, 1/2"-13
22	G10038	1	Hex Head Cap Screw, 1/2"-13 x 3"
23	GD6136	4	Pin, 1 1/4" x 5"
24	G10460	12	Cotter Pin, 1/4" x 2"
25	G10159	10	Washer, 1 7/8"
26	GA20808	1	See "Vertical Auger Cylinder" on page P143
27	G10047	2	Hex Head Cap Screw, 3/8"-16 x 1 3/4"
28	---	-	See "Counterbalance Valve Block" on page P145
29	GD13736	1	Pin, 1 1/4" x 13 1/8"
30	GA9256	1	Lower Link W/Grease Fittings And Spring Bushing, 9 1/2" x 17 3/4"
	GD14621	-	Spring Bushing
	G10640	-	Grease Fitting, 1/4"-28
31	GA9257	1	Upper Link W/Grease Fitting, 11 7/8" x 15 7/8"
	G10640	-	Grease Fitting, 1/4"-28
32	GD23211	1	Upper Link Pin
33	G11511	6	Locknut, 1/2"-13
34	G10026	2	Hex Head Cap Screw, 3/4"-10 x 2"
35	GB0409	2	Spring Washer
36	GD10532	2	Sleeve
37	GA6497	2	Cam Follower W/Grease Fitting
	G10640	-	Grease Fitting, 1/4"-28
38	G11513	6	Hex Head Cap Screw, 1/2"-13 x 2"
39	GA17153	1	Rotate Cylinder Mount
	GD24413		Spring Bushing
40	G11512	2	Hex Set Screw, 3/8"-16 x 1/2"
41	---	-	---
42	GA16134	1	See "Auger Rotate Cylinder" on page P141
43	G10322	3	Machine Bushing, 1 1/4", 18 Gauge (.0478")
44	G11530	2	Machine Bushing, 2 1/4" x 1.265", 12 Gauge (.1046")
45	G10450	3	Machine Bushing, 1 1/2", 18 Gauge (.0478")
46	G11531	2	Machine Bushing, 2 1/4" x 1 17/32", 12 Gauge (.1046")
47	GD26196	1	1 1/2" Collar
48	G10017	5	Hex Head Cap Screw, 1/2"-13 x 1 1/2"
49	GA18028	1	Auger Pivot Pin
50	GA16080	1	Auger Pin
51	GD29033	1	Relay, 6 Amp

(A16788)





ITEM	PART NO.	QTY.	DESCRIPTION
1	---	1	See "Lower Vertical Auger Sub Assembly (1100/1300/1500)" on page P35
2	GA16023	1	Auger Transport Mount
3	---	1	See "Upper Vertical Auger Assembly" on page P36
4	GA16134	1	See "Auger Rotate Cylinder" on page P141
5	GD22585	1	Auger Transport Pad
6	GA9257 G10640	1	Upper Link W/Grease Fitting, 11 ⁷ / ₈ " x 15 ⁷ / ₈ " Grease Fitting, 1/4"-28
7	GA9256 GD14621 G10640	1 - -	Lower Link W/Grease Fittings And Spring Bushing, 9 ¹ / ₂ " x 17 ³ / ₄ " Spring Bushing Grease Fitting, 1/4"-28
8	GA20808	1	See "Vertical Auger Cylinder" on page P143
9	GD13736	1	Pin, 1 ¹ / ₄ " x 13 ¹ / ₈ "
10	GA16080	1	Auger Pin
11	GA18028	1	Auger Pivot Pin
12	GA16024	1	Grain Transfer Cover
13	GD6136	4	Pin, 1 ¹ / ₄ " x 5"
14	GA6497 G10640	2 -	Cam Follower W/Grease Fitting Grease Fitting, 1/4"-28
15	GD10532	2	Sleeve
16	GB0409	2	Spring Washer
17	GD23211	1	Upper Link Pin

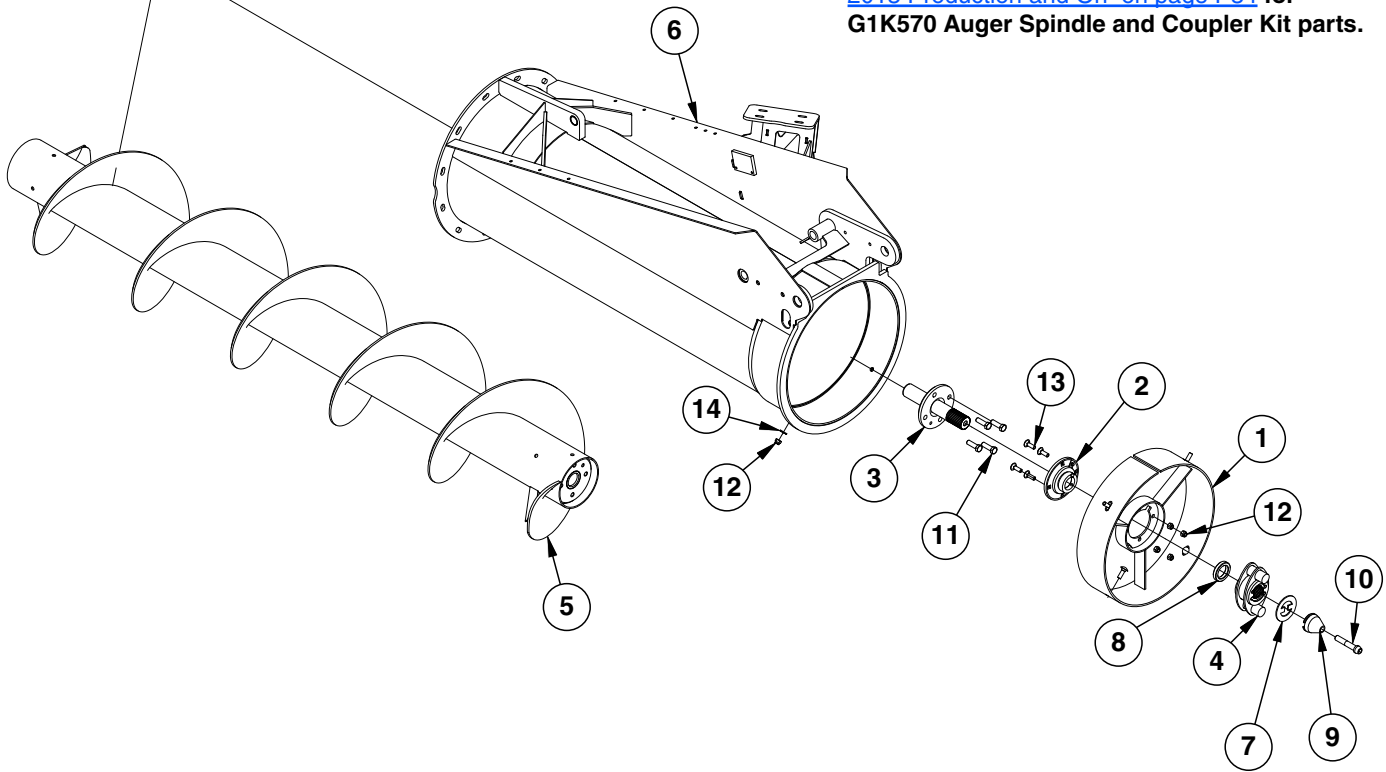
ITEM	PART NO.	QTY.	DESCRIPTION
18	---	1	See "Counterbalance Valve Block" on page P145
19	G10460	12	Cotter Pin, 1/4" x 2"
20	G10005	12	Hex Head Cap Screw, 5/8"-11 x 1 3/4"
21	G11391	44	Flat Washer, 5/8" SAE
22	G10107	12	Lock Nut, 5/8"-11
23	G11387	8	Flat Washer, 3/8" SAE
24	G10001	6	Hex Head Cap Screw, 3/8"-16 x 1"
25	G11091	6	Serrated Flange Nut, 3/8"-16
26	G10047	2	Hex Head Cap Screw, 3/8"-16 x 1 3/4"
27	G10026	2	Hex Head Cap Screw, 3/4"-10 x 2"
28	G11389	28	Flat Washer, 1/2" Plated SAE
29	G10228	5	Lock Washer, 1/2"
30	G10159	10	Washer, 1 7/8"
31	G11272	3	Serrated Flange Head Elevator Bolt, 5/16"-18 x 1 1/4"
32	G10109	3	Lock Nut, 5/16"-18
33	GA16025	1	Vertical Cleanout
34	G10974	12	Lock Nut W/Nylon Insert, 1/2"-13
35	GA21422	1	Cam Roller Mount
	GD24413	-	Spring Bushing
36	G11513	6	Hex Head Cap Screw, 1/2"-13 x 2"
37	G11511	6	Locknut, 1/2"-13
38	G11512	2	Hex Set Screw, 3/8"-16 x 1/2"
39	---	-	See "Electrical Schematic" on page P151
40	G10322	3	Machine Bushing, 1 1/4", 18 Gauge (.0478")
41	G11530	2	Machine Bushing, 2 1/4" x 1.265", 12 Gauge (.1046")
42	GD18828	1	Washer
43	G10450	5	Machine Bushing, 1 1/2", 18 Gauge (.0478")
44	G11531	2	Machine Bushing, 2 1/4" x 1 17/32", 12 Gauge (.1046")
45	GD29033	1	Relay, 6 Amp
46	G10017	5	Hex Head Cap Screw, 1/2"-13 x 1 1/2"
47	GD26196	1	1 1/2" Collar
48	G10038	1	Hex Head Cap Screw, 1/2"-13 x 3"
49	G10111	1	Lock Nut, 1/2"-13
50	GA21424	1	Vertical Auger Pivot
51	G11174	8	Hex Head Cap Screw, 5/8"-11 x 2"
52	G11510	8	Locknut, 5/8"-11, Grade 8
53	G10503	4	Hex Jam Nut, 5/8"-11, Grade 2
54	GA22299	1	Vertical Auger Pivot
55	GD31503	-	Auger Pivot Shim

This page left blank intentionally.

**Lower Vertical Auger Sub Assembly (900)
Prior to G1K570 Auger Spindle and Coupler Update Kit**

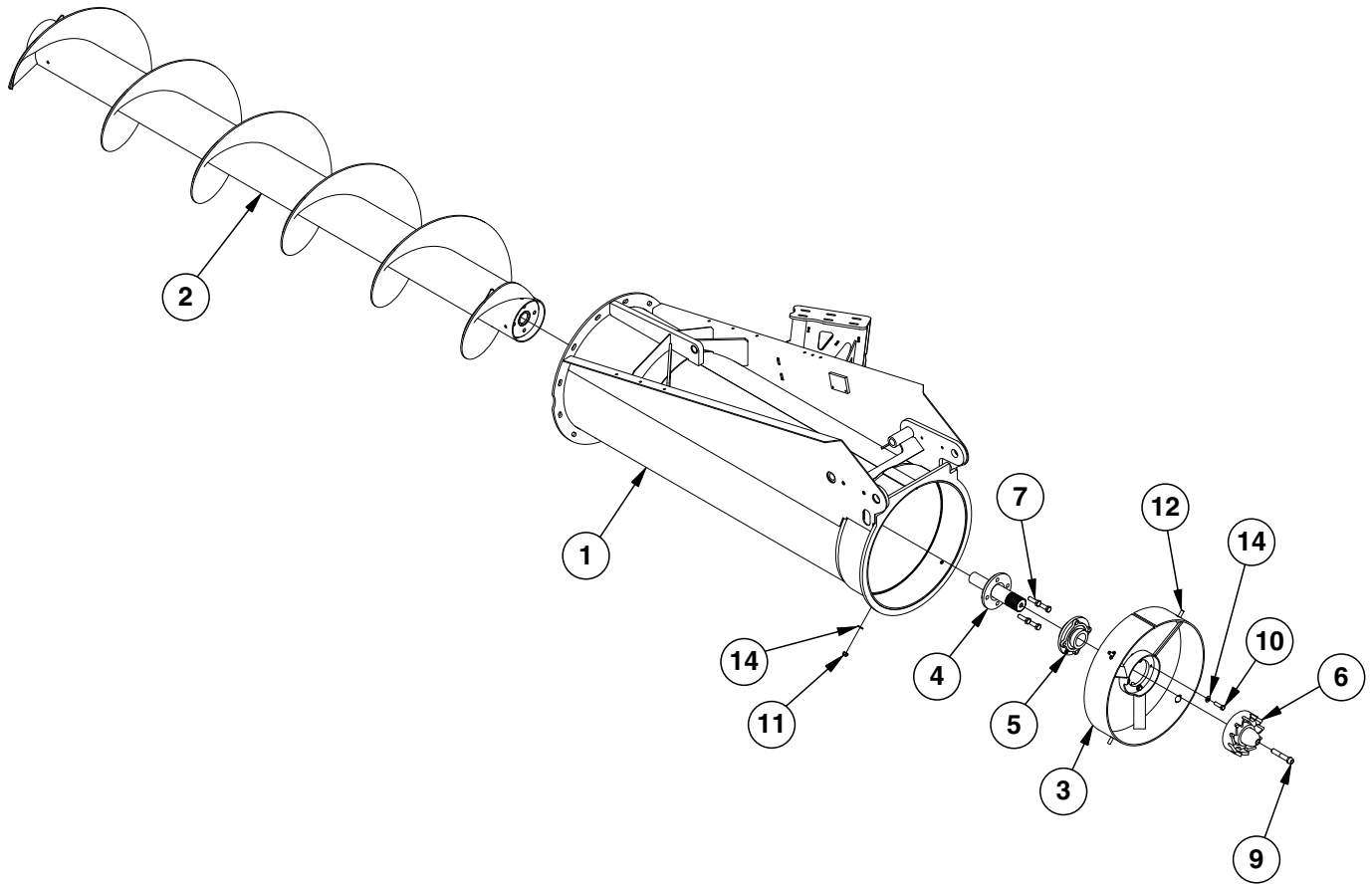
(IP1401)

See "Lower Vertical Auger Sub Assembly (900) 2013 Production and On" on page P34 for G1K570 Auger Spindle and Coupler Kit parts.



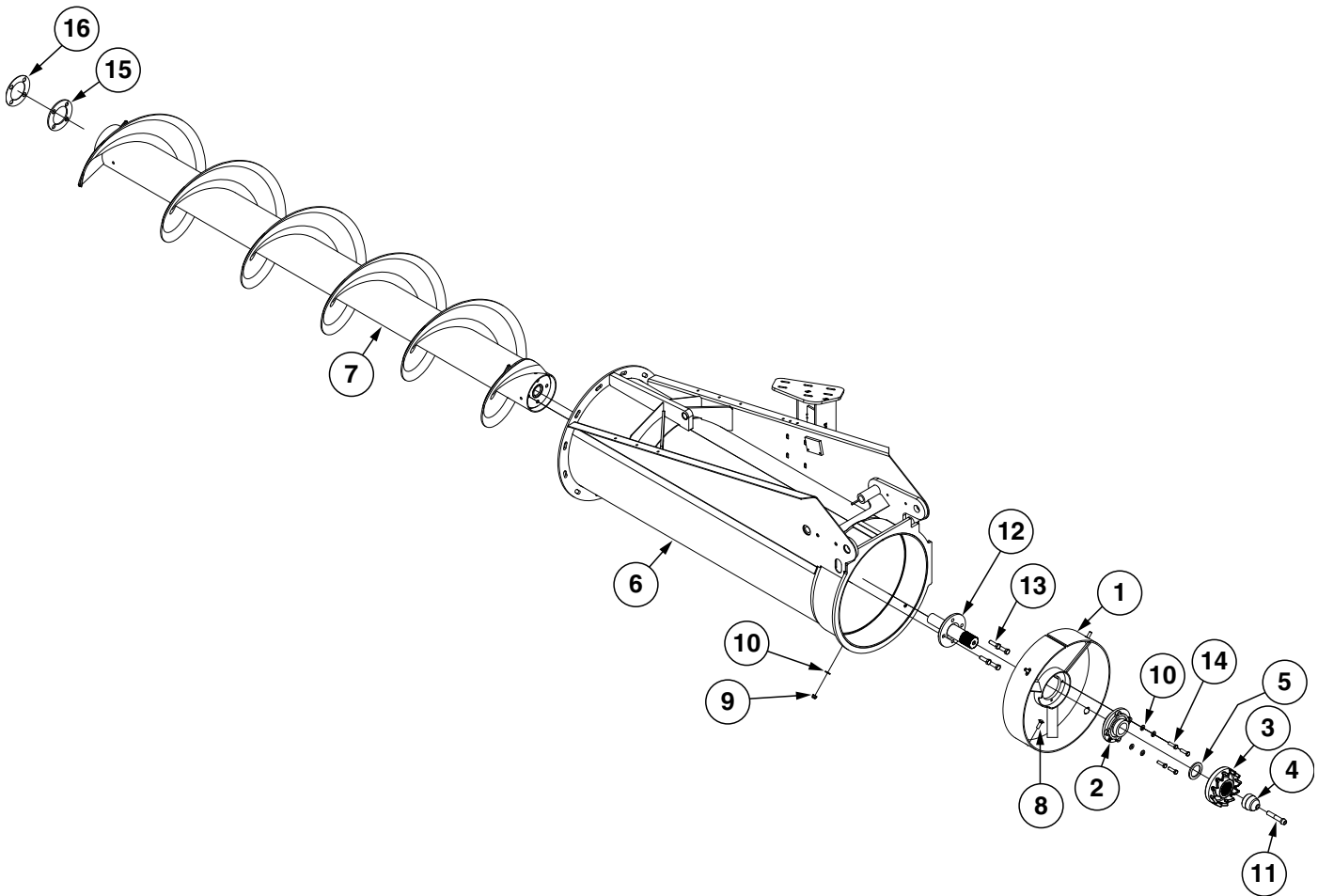
ITEM	PART NO.	QTY.	DESCRIPTION
1	GA17243	1	Vertical Auger Bearing
2	GA11600	1	Flange Bearing W/Lock Collar And Grease Fitting, 2"
3	GA15981	1	Lower Auger Spindle
4	GA16043	1	Drive Lug
5	GA16192	1	Lower Vertical Auger
6	GA17125	1	Lower Auger Housing
7	GD16458	1	Disc, Rubber
8	GD23331	1	Lower Vertical Auger Spacer
9	GD25412	1	Cap
10	GD25419	1	Hex Socket Head Cap Screw, 3/4"-10 x 4", Grade 5
11	G10008	4	Hex Head Cap Screw, 5/8"-11 x 2"
12	G10111	8	Lock Nut, 1/2"-13
13	G10636	8	Carriage Bolt, 1/2"-13 x 1 1/2"
14	G11389	4	Flat Washer, 1/2" Plated SAE

(IP1347)



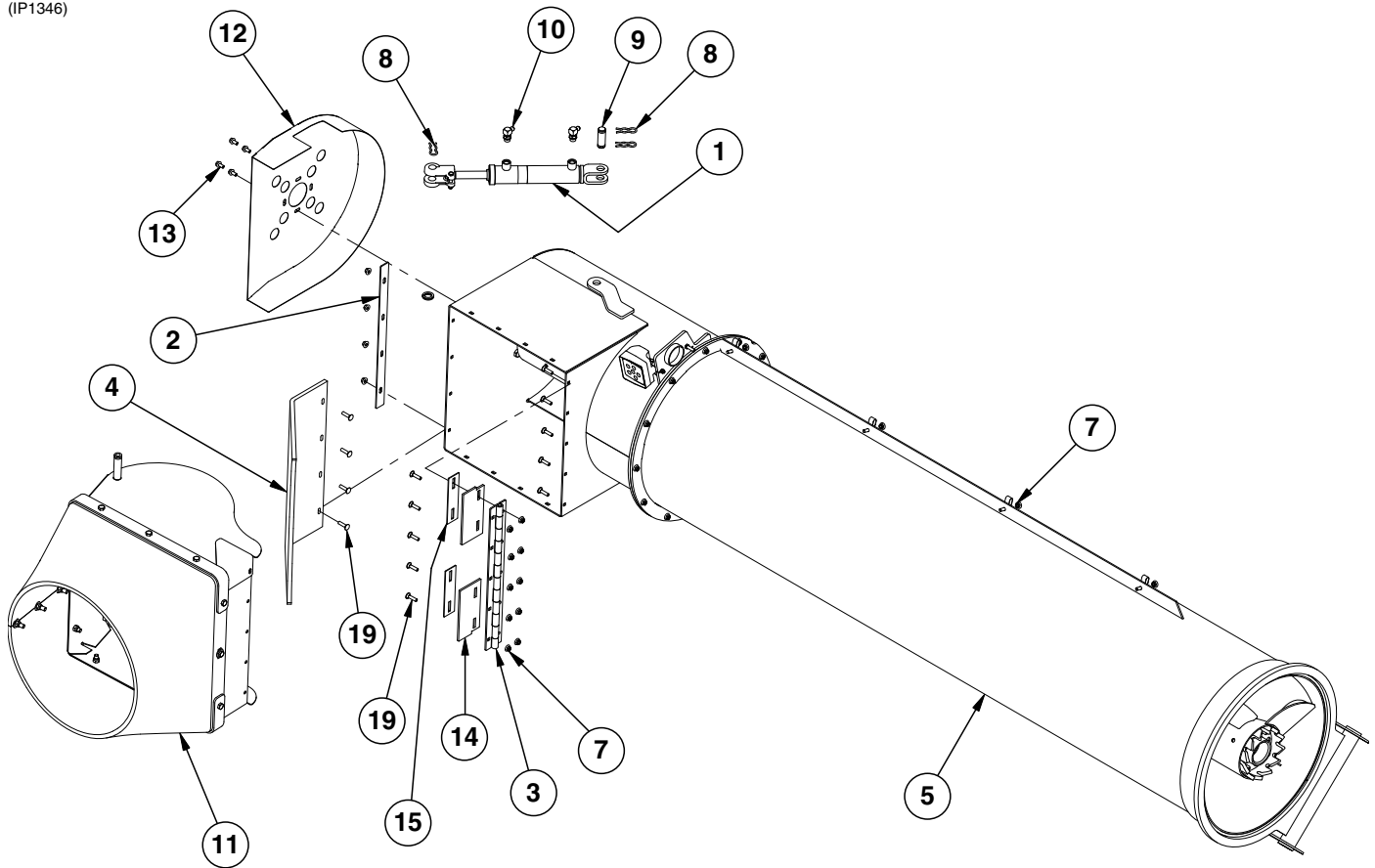
ITEM	PART NO.	QTY.	DESCRIPTION
1	GA17125	1	Lower Auger Housing
2	GA16192	1	Lower Vertical Auger
3	GA18488	1	Vertical Auger Hanger
4	GA18487		Lower Auger Spindle
5	GA18517		4-Bolt Flange Bearing, 27/16"
6	GA18706		Lower Coupler, Serrated
7	G11174	4	Hex Head Cap Screw, 5/8"-11 x 2"
8	---	-	---
9	GD25419		Hex Socket Head Cap Screw, 3/4"-10 x 4", Grade 5 (Modified)
10	G10039	4	Hex Head Cap Screw, 1/2"-13 x 1 3/4"
11	G10008		Hex Head Cap Screw, 5/8"-11 x 2"
12	G10636	4	Carriage Bolt, 1/2"-13 x 1 1/2"
	G11389	4	Flat Washer, 1/2" Plated SAE
	G10111	4	Lock Nut, 1/2"-13
13	---	-	---
14	G11389		Flat Washer, 1/2" Plated SAE

(A15994)



ITEM	PART NO.	QTY.	DESCRIPTION
1	GA18392	1	Vertical Auger Hanger
2	GA18517	1	4-Bolt Flange Bearing, 2 ⁷ / ₁₆ "
3	GD29792	1	Lower Coupler
4	GD26892	1	Vertical Pilot Cone
5	GD29312	1	Coupler Washer
6	GA21414	1	Lower Auger Housing
7	GA15977	1	Lower Vertical Auger
8	G10636	4	Carriage Bolt, 1/2"-13 x 1 1/2"
9	G10111	4	Lock Nut, 1/2"-13
10	G11389	8	Flat Washer, 1/2" Plated SAE
11	GD25419	1	Hex Socket Head Cap Screw, 3/4"-10 x 4", Grade 5 (Modified)
12	GA18487	1	Lower Auger Spindle
13	G11174	4	Hex Head Cap Screw, 5/8"-11 x 2"
14	G10039	4	Hex Head Cap Screw, 1/2"-13 x 1 3/4"
15	GD25033	1	Lower Auger Shim, 1/4"
16	GD25034	1	Lower Auger Shim, 12 Gauge (.0146")

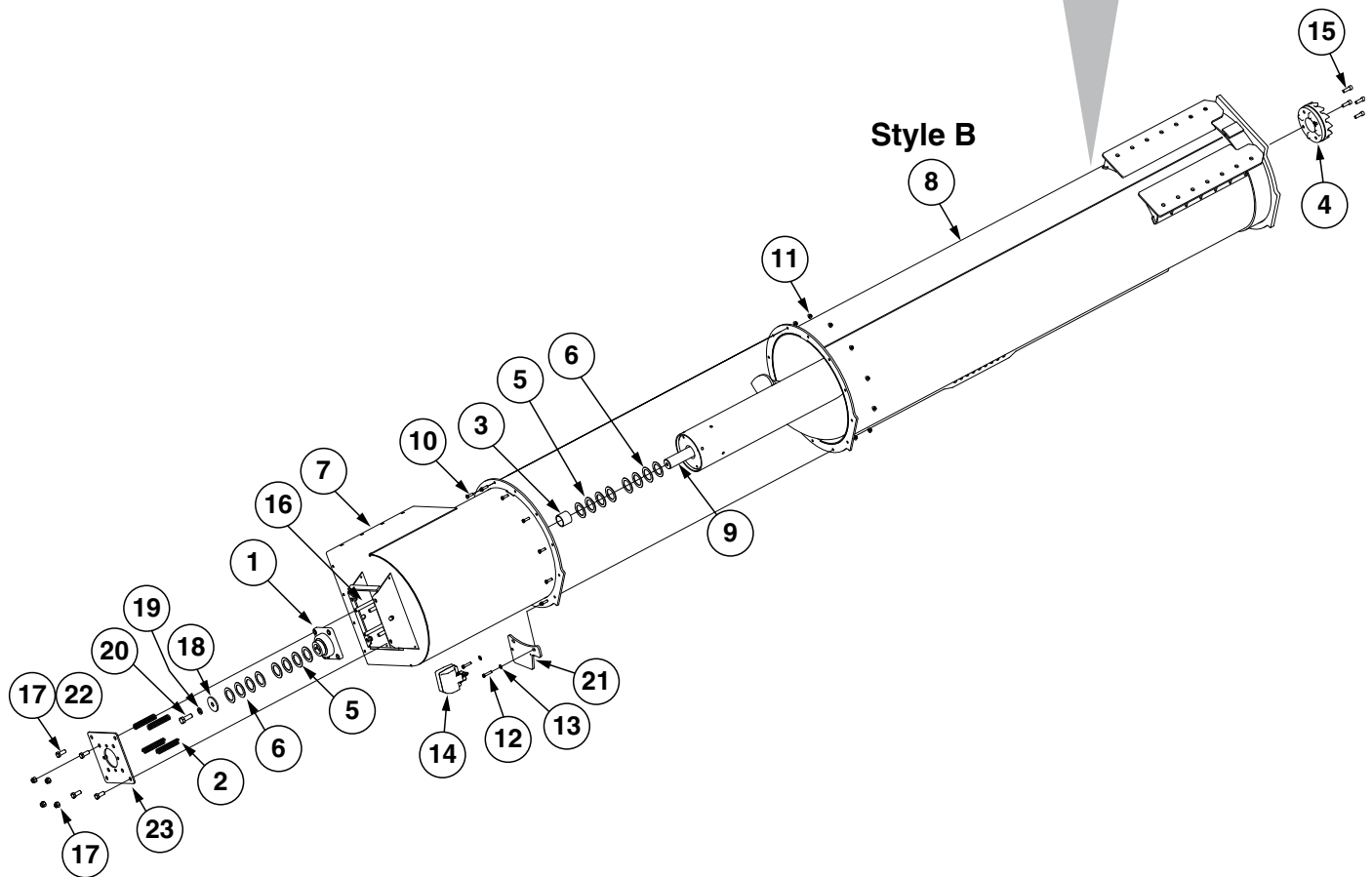
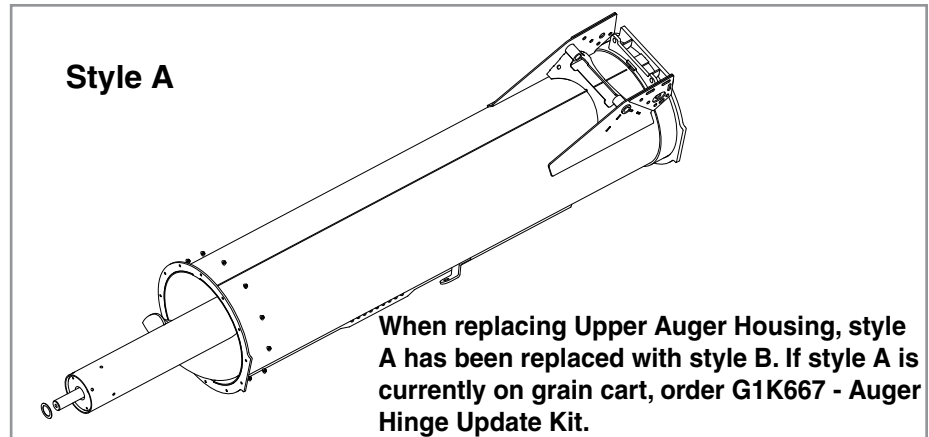
(IP1346)



ITEM	PART NO.	QTY.	DESCRIPTION
1	GA21166	1	See "Auger Discharge Hood Cylinder" on page P139
2	GD23138 GD21248	1 -	Diverter Bar (1100/1300/1500) Diverter Bar (900)
3	GA16001 GA15690	1 1	Continuous Hinge (1100/1300/1500) Continuous Hinge (900)
4	GD23139 GD22141	1 1	Diverter Flap (1100/1300/1500) Diverter Flap (900)
5	---	-	See "Upper Vertical Auger Sub Assembly" on page P37
6	---	-	---
7	G11091	18	Serrated Flange Nut, 3/8"-16
8	GR0193	3	Hair Pin Clip
9	GR0367	1	Pin, 1" x 2 7/8"
10	G6801-06-08 GR1037	2 -	Elbow W/O-Ring, 90°, 1/16"-18 Male JIC To 3/4"-16 O-Ring O-Ring
11	---	1	See "Upper Vertical Auger Discharge Hood" on page P39
12	GA16612 GA16613	1 -	Upper Auger Housing Cover (1100/1300/1500) Upper Auger Housing Cover (900)
13	G11123	4	Hex Serrated Flange Cap Screw, 3/8"-16 x 3/4"
14	GD26383	2	Hinge Cover
15	GD26384	2	Hinge Cover Back Plate
16	G10233	2	Machine Bushing, 1 1/2" x 1/32", 10 Gauge (.1345")
17	GD17161	4	Double Insulated Clamp
18	G10004	4	Hex Head Cap Screw, 3/8"-16 x 1 1/4"
19	G10599	14	Carriage Bolt, 3/8"-16 x 1 1/4"

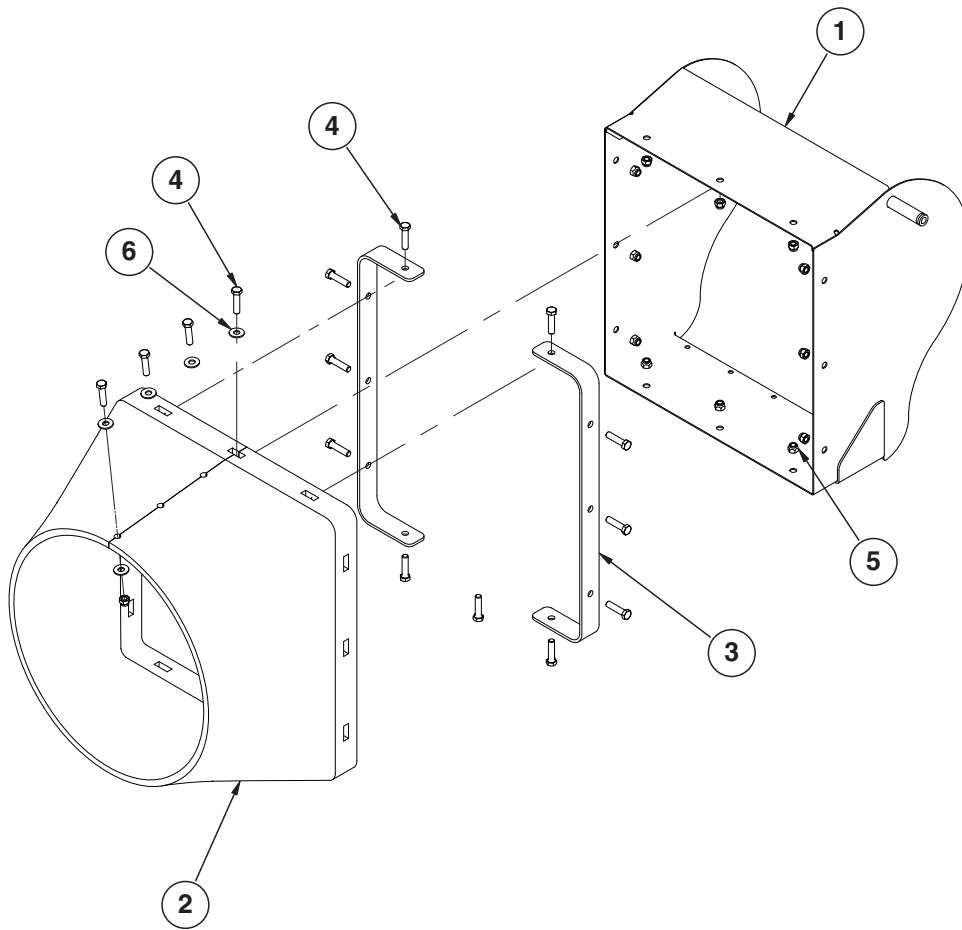
(A15997)

2015 Production Shown



ITEM	PART NO.	QTY.	DESCRIPTION
1	GA0449	1	Bearing W/Lock Collar, Set Screw And Grease Fitting, 2"
2	GD6433	4	Spring
3	GD3457-09	1	Sleeve, 2" x 2¼" Long
4	GD29793	1	Upper Coupler
5	G10234	8	Machine Bushing, 2⅛", 10 Gauge (.1345")
6	G10336	8	Machine Bushing, 2⅛", 14 Gauge (.0747")
7	GA21421 GA17925 GA17128	1	Auger Hood (1100/1300/1500) (2015 Production and on) Auger Hood (1100/1300/1500) (2012-2014 Production) Auger Hood (900)
8	GA22296 GA15995 GA15753	1 1 1	Upper Auger Housing, Style B (1100/1300/1500) (2015 Production and on) Upper Auger Housing (1100/1300/1500) (2012-2014 Production) Upper Auger Housing (900)
9	GA15979 GA16194	1 -	Upper Vertical Auger (1100/1300/1500) Upper Vertical Auger (900)
10	G10004	10	Hex Head Cap Screw, ⅜"-16 x 1¼"
11	G11091	12	Serrated Flange Nut, ⅜"-16
12	G10047	2	Hex Head Cap Screw, ⅜"-16 x 1¾"
13	G11387	2	Flat Washer, ⅜" SAE
14	GA15472	1	Work Light
15	G11559	4	Hex Socket Head Cap Screw, ½"-13 x 1½", Grade 8
16	GD6462	4	Special Bolt, ⅝"-11 x 6"
17	G10107	8	Lock Nut, ⅝"-11
18	GD9592	1	Special Washer
19	G10231	1	Lock Washer, ¾"
20	G10026	1	Hex Head Cap Screw, ¾"-10 x 2"
21	GA15998 GA15831	1 -	Work Light/Camera Bracket (1100/1300/1500) Work Light/Camera Bracket (900)
22	G10007	4	Hex Head Cap Screw, ⅝"-11 x 1½"
23	GA17816	1	Bearing Mount Plate
A	G1K667	-	Auger Hinge Kit, Includes: (14) Hex Head Cap Screws, (28) Flat Washers, (14) Locknuts, (2) Auger Pivot Shims, (1) Upper Auger Housing, (1) Vertical Auger Pivot

(IP1390)

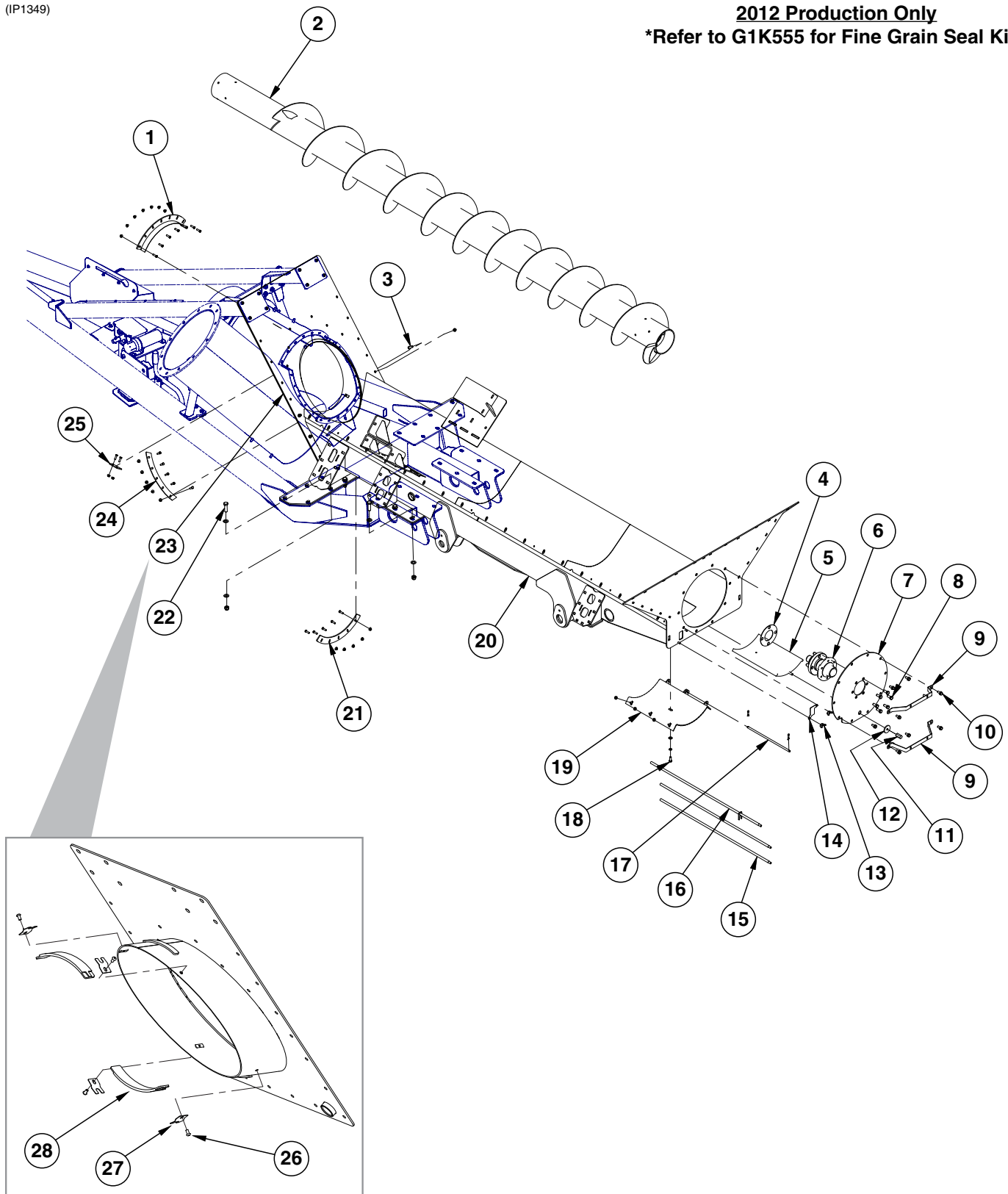


ITEM	PART NO.	QTY.	DESCRIPTION
1	GA15847	1	Adjustable Discharge Hood (900)
	GA16002	-	Adjustable Discharge Hood (1100/1300/1500)
2	GD22866	1	Rubber Belting (900)
	GD23140	-	Rubber Belting (1100/1300/1500)
3	GD22865	2	Side Mount Plate (900)
	GD23141	-	Side Mount Plate (1100/1300/1500)
4	G10016	15	Hex Head Cap Screw, 1/2"-13 x 2"
5	G10111	15	Lock Nut, 1/2"-13
6	G10216	8	Washer, 1/2" USS

This page left blank intentionally.

(IP1349)

2012 Production Only
***Refer to G1K555 for Fine Grain Seal Kit.**

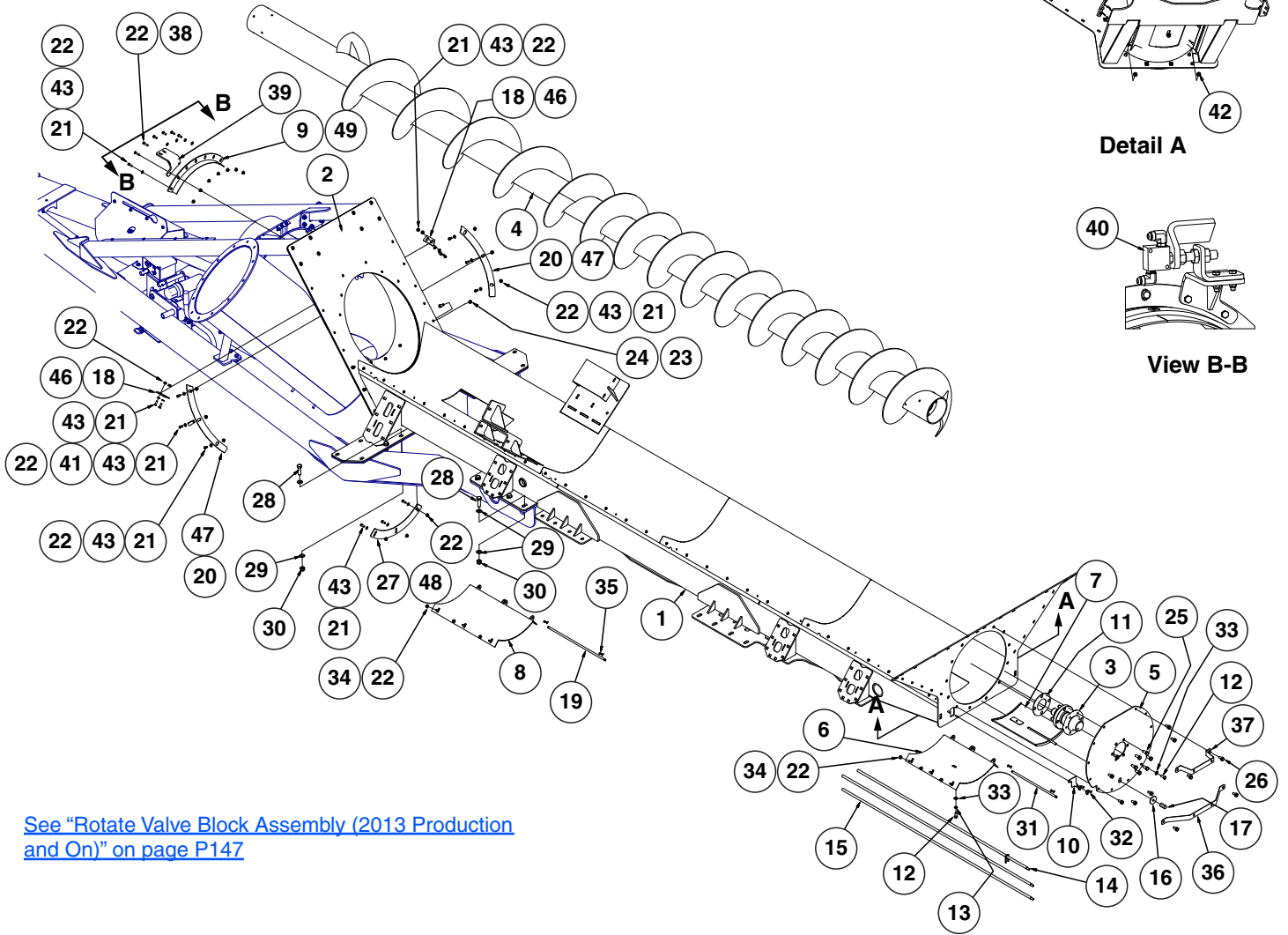


ITEM	PART NO.	QTY.	DESCRIPTION
1	GA17106	1	Upper Bolt Plate
	G10004	7	Hex Head Cap Screw, 3/8"-16 x 1 1/4"
	G11091	7	Serrated Flange Nut, 3/8"-16
2	GA16190	1	Horizontal Auger
3	G10017	10	Hex Head Cap Screw, 1/2"-13 x 1 1/2"
	G10111	10	Lock Nut, 1/2"-13
4	GD23893	1	Auger Shim
5	GB0359	1	Cleanout
6	GA15991	1	See "Horizontal Auger Drive Hub Assembly" on page P12
7	GD24866	1	Rear Horizontal Auger Cover
	GD17332	1	Hex Socket Set Screw, 1/2"-13 x 3"
8	GR0270	6	Lug Bolt, 9/16"-18
9	GD24961	2	SMV Bracket
10	G11413	10	Hex Socket Flange Cap Screw, 1/2"-13 x 1", Grade 5
11	GD13805	1	Slide Pan Nut
12	GD13804	1	Slide Pan Washer
13	G10163	2	Wing Nut, 3/8"-16
14	GD23483	1	Storage Cover Plate
15	GA17104	2	Cleanout Push Rod Assembly
	G11051	1	Hex Socket Set Screw, 1/2"-13 x 2"
16	GA17103	1	Cleanout Push Rod
17	GD24494	1	Rear Hinge Pin
	G10465	2	Cotter Pin, 1/4" x 1 1/4"
18	G10037	1	Hex Head Cap Screw, 1/2"-13 x 1 1/4"
	G11389	1	Flat Washer, 1/2" Plated SAE
	G10228	1	Lock Washer, 1/2"
19	GA17096	1	Clean Out Door
	G10305	3	Carriage Bolt, 3/8"-16 x 1"
	G11091	3	Serrated Flange Nut, 3/8"-16
20	GA17093	1	Frame
21	GD24889	1	Lower Filler Bolt Plate
	G10004	5	Hex Head Cap Screw, 3/8"-16 x 1 1/4"
	G11091	5	Serrated Flange Nut, 3/8"-16
22	G10027	20	Hex Head Cap Screw, 3/4"-10 x 2 1/2"
	G11392	40	Flat Washer, 3/4" SAE
	G10112	20	Lock Nut, 3/4"-10
23	GA16254	1	Rear Inner Transfer Assembly
24	GD24888	2	Side Filler Bolt Plate
	G10001	10	Hex Head Cap Screw, 3/8"-16 x 1"
	G11387	10	Flat Washer, 3/8" SAE
	G11091	10	Serrated Flange Nut, 3/8"-16
25	GD21843	2	Bolt Plate
	G10001	4	Hex Head Cap Screw, 3/8"-16 x 1"
	G11387	4	Flat Washer, 3/8" SAE
	G11091	4	Serrated Flange Nut, 3/8"-16
26	G11286	4	Hex Socket Button Head Cap Screw, 3/8"-16 x 3/4", Grade 8
27	GD21874	4	Retainer Wear Pad
28	GD21835	2	Rotate Wear Pad

(A16793-03)

1300 Model Shown

2012 Production Only
 *Refer to G1K555 for Fine Grain Seal Kit.



[See "Rotate Valve Block Assembly \(2013 Production and On\)" on page P147](#)

ITEM	PART NO.	QTY.	DESCRIPTION
1	GA18438 GA20219 GA18434 GA20215 GA18442 GA20217	1 - - - - -	Frame, Flotation/Track (1100) (2012-2014 Production) Non-Stock Item Frame, Flotation/Track (1100) (2015 Production) Non-Stock Item Frame, Flotation/Track (1300) (2012-2014 Production) Non-Stock Item Frame, Flotation/Track (1300) (2015 Production) Non-Stock Item Frame, Flotation/Track (1500) (2012-2014 Production) Non-Stock Item Frame, Flotation/Track (1500) (2015 Production) Non-Stock Item
2	GA15936	-	See "Inner Grain Transfer" on page P47
3	GA15991	1	See "Horizontal Auger Drive Hub Assembly" on page P12
4	GA15984 GA16196 GA16198	1 1 1	Horizontal Auger (1300) Horizontal Auger (1100) Horizontal Auger (1500)
5	GD23343	1	Rear Horizontal Auger Cover
6	GA16726	1	Rear Cleanout Door
7	GA18074	1	Cleanout Sweep
8	GA16056	1	Front Cleanout Door (1300/1500 Only)

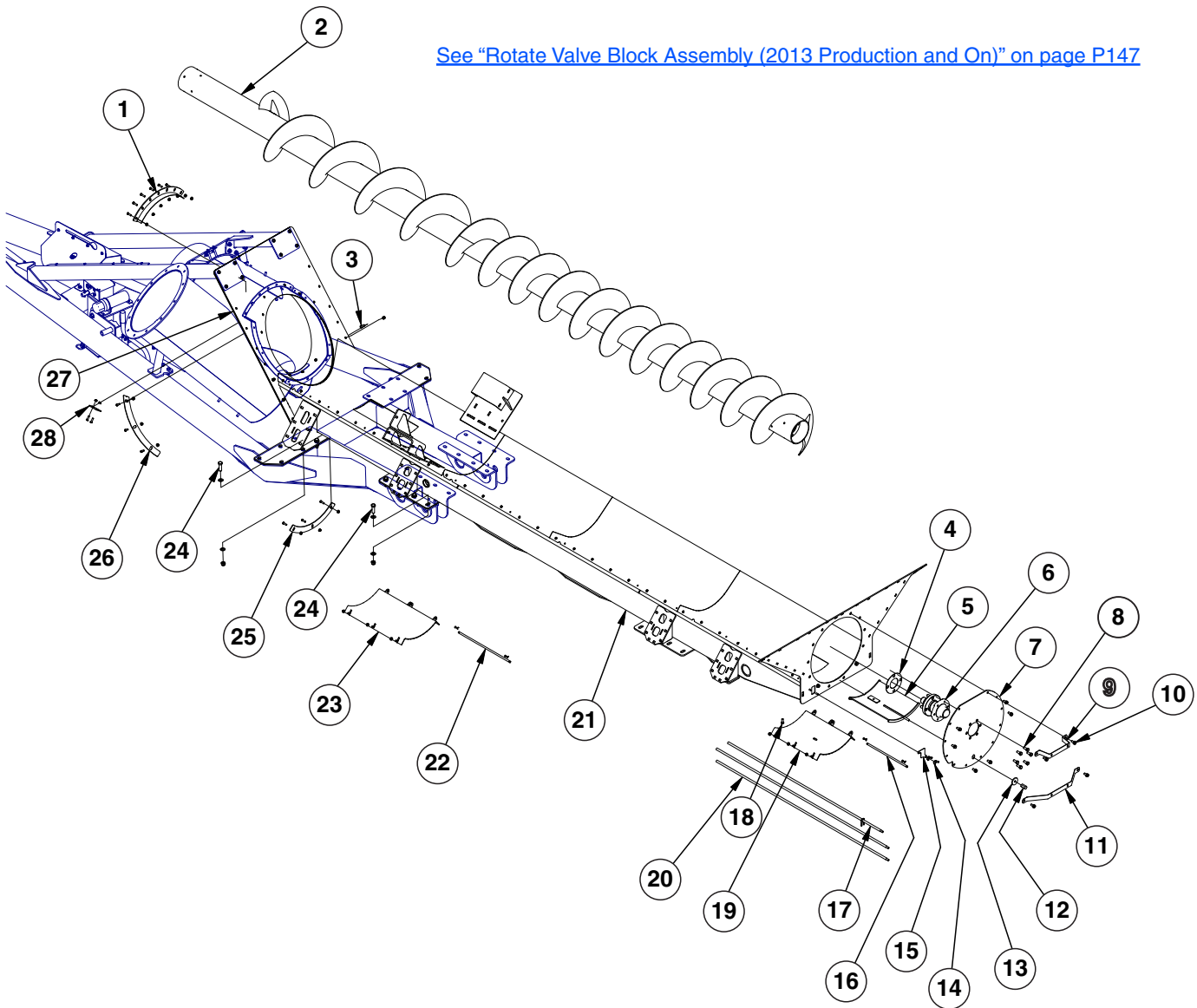
ITEM	PART NO.	QTY.	DESCRIPTION
9	GA17973	1	Upper Bolt Plate
10	GD23483	1	Storage Cover Plate
11	GD23893	1	Auger Shim
12	G10037	2	Hex Head Cap Screw, ½"-13 x 1¼"
13	G10228	1	Lock Washer, ½"
14	GA16053	1	Cleanout Push Rod (1300)
	GA16405	-	Cleanout Push Rod (1100)
	GA16275	-	Cleanout Push Rod (1500)
15	GA16054	2	Cleanout Push Rod Assembly (1300)
	GA16403	-	Cleanout Push Rod Assembly (1100)
	GA16274	-	Cleanout Push Rod Assembly (1500)
16	GD13804	1	Slide Pan Washer
17	GD13805	1	Slide Pan Nut
18	GD26432	2	Bolt Plate
19	GD22750	1	Hinge Pin (1300 Only)
	G10465	1	Cotter Pin, ¼" x 1¼"
20	GD26428	2	Side Filler Bolt Plate
21	G10001	18	Hex Head Cap Screw, ⅜"-16 x 1"
22	G11091	26	Serrated Flange Nut, ⅜"-16
23	G10017	10	Hex Head Cap Screw, ½"-13 x 1½"
24	G10111	10	Lock Nut, ½"-13
25	GR0270	6	Lug Bolt, ⅞"-18
26	G11413	11	Hex Socket Flange Cap Screw, ½"-13 x 1", Grade 5
27	GD26430	1	Lower Filler Bolt Plate
28	G10027	24	Hex Head Cap Screw, ¾"-10 x 2½"
29	G11392	48	Flat Washer, ¾" SAE
30	G10112	24	Lock Nut, ¾"-10
31	GD24494	1	Rear Hinge Pin
32	G10163	2	Wing Nut, ⅜"-16
33	G11389	2	Flat Washer, ½" Plated SAE
34	G10599	6	Carriage Bolt, ⅜"-16 x 1¼"
35	G10465	4	Cotter Pin, ¼" x 1¼"
36	GD24836	1	Lower SMV Bracket
37	GD24835	1	Upper SMV Bracket
38	G10003	2	Hex Head Cap Screw, ⅜"-16 x 1½"
39	GA17949	1	Limit Valve Mount
40	---	1	See "Rotate Valve Block Assembly (2013 Production and On)" on page P147
41	GD17161	1	Double Insulated Clamp
42	G10071	2	Serrated Flange Nut, 1½"-13
43	G11387	18	Flat Washer, ⅜" SAE
44	GD26441-01	1	Grain Transfer Weather Strip, 22"
45	GD26442-03	1	Grain Transfer Weather Strip, 19"
46	GD26442-01	2	Grain Transfer Weather Strip, 3¾"
47	GD26442-02	2	Grain Transfer Weather Strip, 20½"

(IP1392)

2012 Production Only
*Refer to G1K555 for Fine Grain Seal Kit.

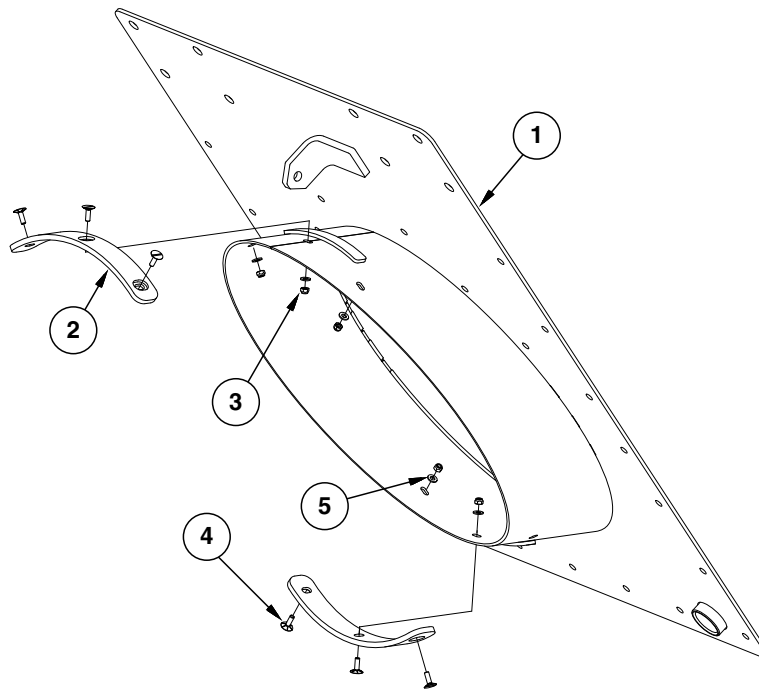
1300 Model Shown

[See "Rotate Valve Block Assembly \(2013 Production and On\)" on page P147](#)



ITEM	PART NO.	QTY.	DESCRIPTION
1	GA17973	1	Upper Bolt Plate
	G10004	-	Hex Head Cap Screw, 3/8"-16 x 1 1/4"
	G11091	-	Serrated Flange Nut, 3/8"-16
	GD26441-01	-	Grain Transfer Weather Strip, 22"
2	GA15984	1	Horizontal Auger (1300)
	GA16196	1	Horizontal Auger (1100)
3	G10017	10	Hex Head Cap Screw, 1/2"-13 x 1 1/2"
	G10111	10	Lock Nut, 1/2"-13
4	GD23893	1	Auger Shim
5	GA17154	1	Cleanout
6	GA15991	1	See "Horizontal Auger Drive Hub Assembly" on page P12
7	GD23343	1	Horizontal Auger Rear Cover
8	GR0270	6	Lug Bolt, 9/16"-18
9	GD24835	1	Upper SMV Bracket
10	G11413	10	Hex Socket Flange Cap Screw, 1/2"-13 x 1", Grade 5
11	GD24836	1	Lower SMV Bracket
12	GD13805	1	Slide Pan Nut
13	GD13804	1	Slide Pan Washer
14	G10163	2	Wing Nut, 3/8"-16
15	GD23483	1	Storage Cover Plate
16	GD24494	1	Rear Hinge Pin
	G10465	-	Cotter Pin, 1/4" x 1 1/4"
17	GA16053	1	Cleanout Push Rod (1300)
	GA16405	-	Cleanout Push Rod (1100)
18	G10037	1	Hex Head Cap Screw, 1/2"-13 X 1 1/4"
	G11389	1	Flat Washer, 1/2" Plated SAE
	G10228	1	Lock Washer, 1/2"
19	GA16726	1	Rear Cleanout Door
	G10305	-	Carriage Bolt, 3/8"-16 x 1"
	G11091	-	Serrated Flange Nut, 3/8"-16
20	GA16054	2	Cleanout Push Rod Assembly (1300)
	GA16403	1	Cleanout Push Rod Assembly, (1100)
	G11051	1	Hex Socket Set Screw, 1/2"-13 x 2"
21	GA16976	1	Frame (1300)
	GA16978	1	Frame (1100)
22	GD22750	1	Hinge Pin (1300)
	G10465	-	Cotter Pin, 1/4" x 1 1/4" (1300)
23	GA16056	1	Front Cleanout Door (1300)
	G10305	-	Carriage Bolt, 3/8"-16 x 1" (1300)
	G11091	-	Serrated Flange Nut, 3/8"-16 (1300)
24	G10027	24	Hex Head Cap Screw, 3/4"-10 x 2 1/2"
	G11392	48	Flat Washer, 3/4" SAE
	G10112	24	Lock Nut, 3/4"-10
25	GD26430	1	Lower Filler Bolt Plate
	G10004	-	Hex Head Cap Screw, 3/8"-16 x 1 1/4"
	G11091	-	Serrated Flange Nut, 3/8"-16
	GD26442-03	-	Grain Transfer Weather Strip, 19"
26	GD26428	2	Side Filler Bolt Plate
	G10004	-	Hex Head Cap Screw, 3/8"-16 x 1 1/4"
	G11091	-	Serrated Flange Nut, 3/8"-16
	GD26442-02	-	Grain Transfer Weather Strip, 20 1/2"
27	GA15936	1	See "Inner Grain Transfer" on page P47
28	GD26432	2	Bolt Plate
	G10004	-	Hex Head Cap Screw, 3/8"-16 x 1 1/4"
	G11091	-	Serrated Flange Nut, 3/8"-16
	GD26442-01	-	Grain Transfer Weather Strip, 3 3/4"

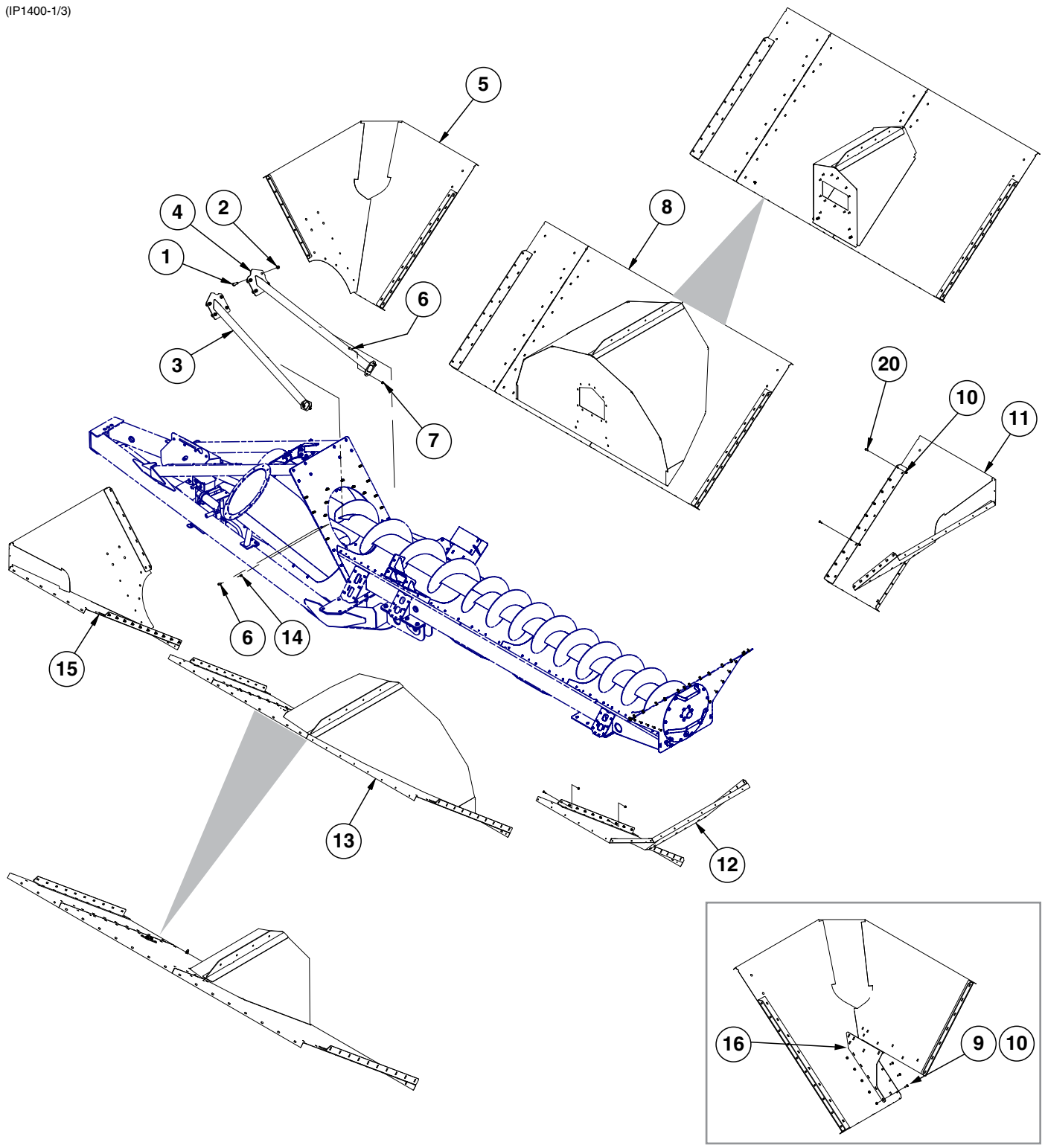
(IP1415)

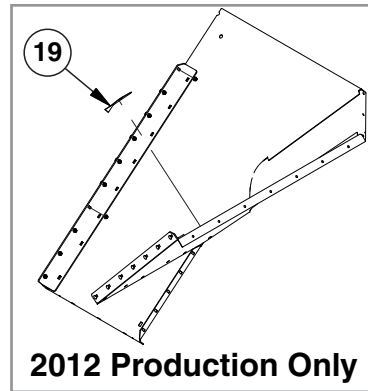
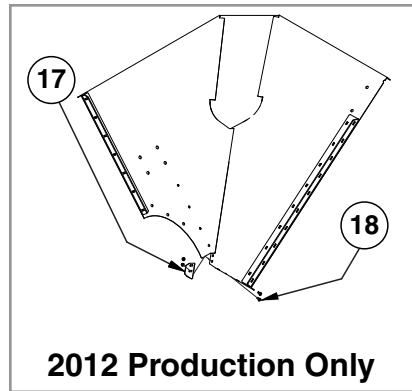


ITEM	PART NO.	QTY.	DESCRIPTION
1	GA15935	1	Inner Grain Transfer
2	GD26023	2	Rotate Wear Pad
3	G10109	6	Lock Nut, 5/16"-18
4	G11192	6	Bolt, 5/16"-18 x 1"
5	G11386	6	Flat Washer, 5/16" SAE
A	GA15936	1	Inner Grain Transfer (Includes Items 1-5)

This page left blank intentionally.

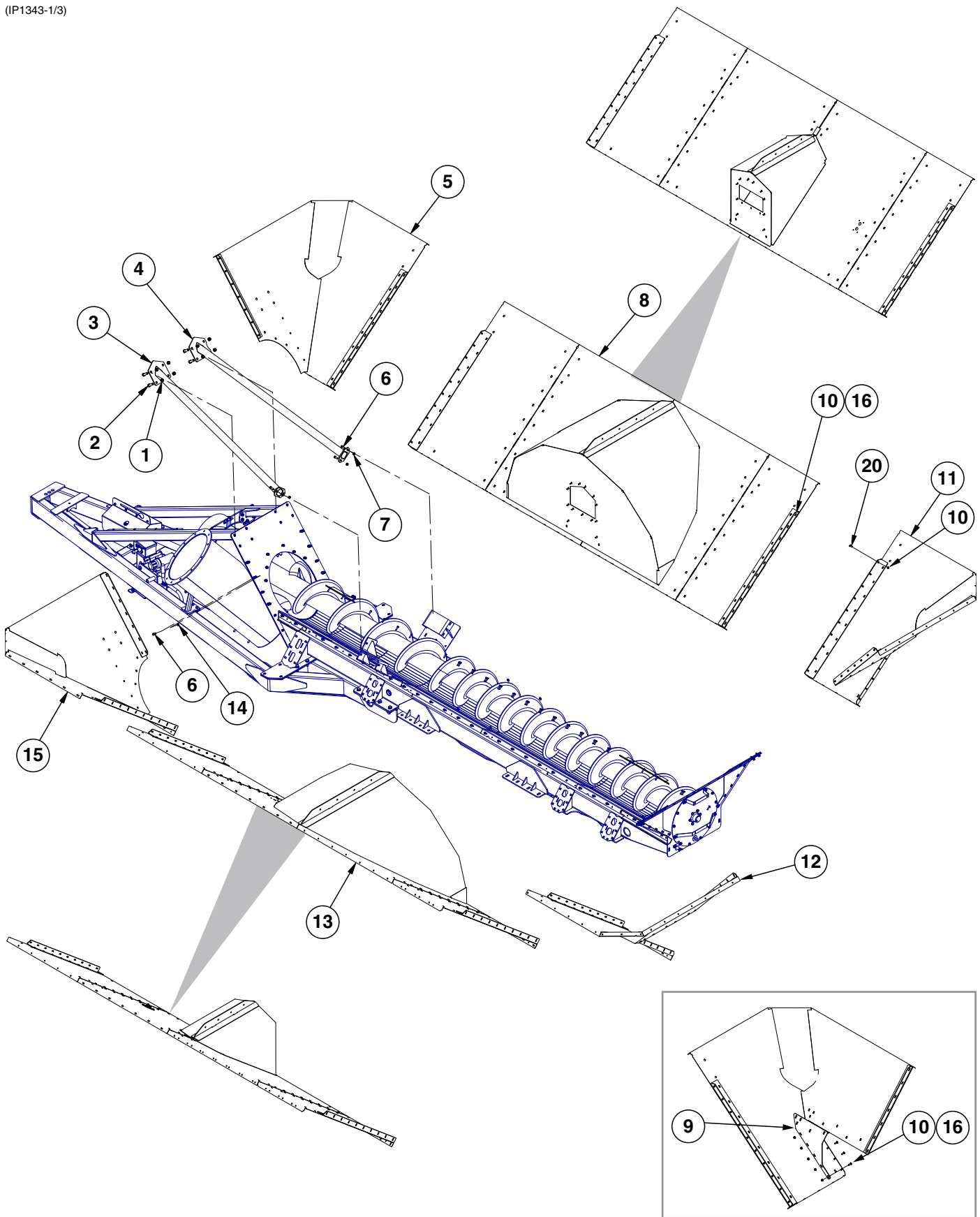
(IP1400-1/3)

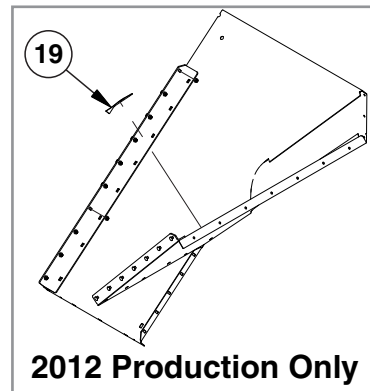
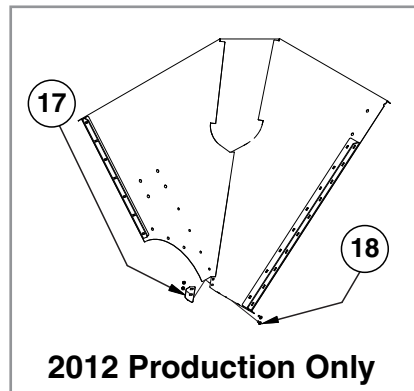




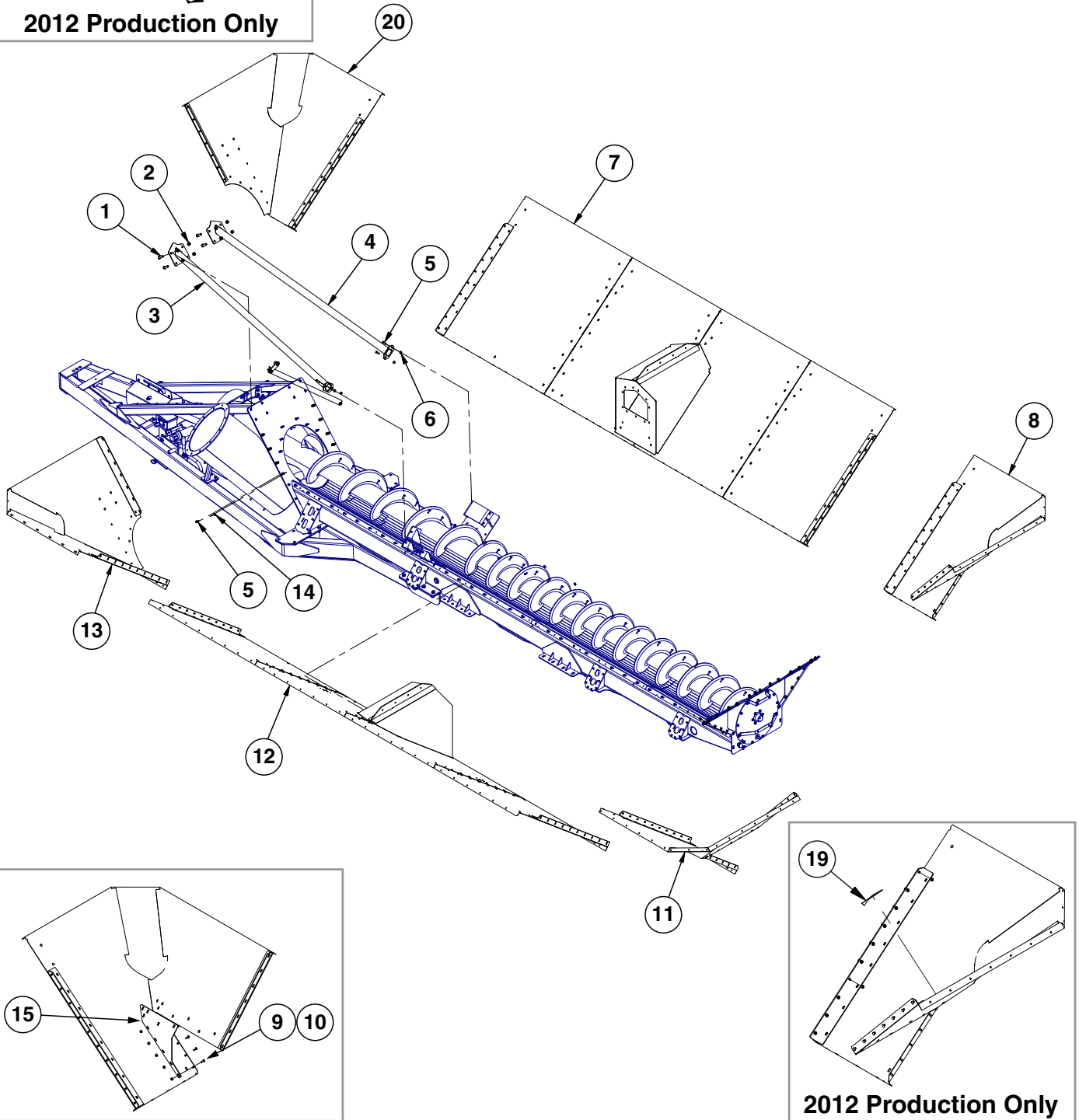
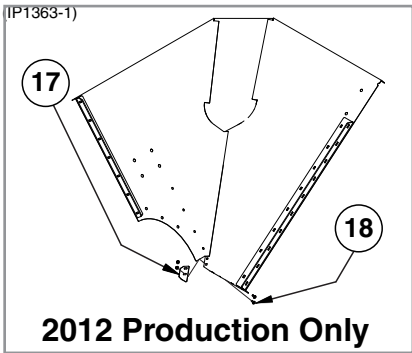
ITEM	PART NO.	QTY.	DESCRIPTION
1	G10027	8	Hex Head Cap Screw, 3/4"-10 x 2 1/2"
	G11392	8	Flat Washer, 3/4" SAE
2	G10112	8	Lock Nut, 3/4"-10
3	GA16621	1	Inner Truss Support (1100) (2012-2014 Production)
	GA17121	-	Inner Truss Support (900)
	---	-	2015 Production See "Inner Truss Support (2015 Production)" on page P55
4	GA16620	1	Inner Truss Support (1100) (2012-2014 Production)
	GA17122	-	Inner Truss Support (900)
	---	-	2015 Production See "Inner Truss Support (2015 Production)" on page P55
5	GA16022	1	Front Tank Corner
6	G10017	18	Hex Head Cap Screw, 1/2"-13 x 1 1/2"
7	G10071	4	Serrated Flange Nut, 1/2"-13
8	GA16742	1	Lower Tank Side (1100 Flotation and Row Crop)
	GA16266	-	Lower Tank Side (1100 Track)
	GA16408	-	Lower Tank Side (900)
9	G10599	10	Carriage Bolt, 3/8"-16 x 1 1/4"
10	G11091	80	Serrated Flange Nut, 3/8"-16
11	GA16030	1	Rear Tank Corner
12	GA16029	1	Rear Tank Corner
13	GA16741	1	Lower Tank Side (1100 Flotation and Row Crop)
	GA16267	-	Lower Tank Side (1100 Track)
	GA16407	-	Lower Tank Side (900)
14	G10111	24	Lock Nut, 1/2"-13
15	GA16021	1	Front Corner Tank
16	GD29559	2	Lower Clamp Plate, L.H.
	GD29560	2	Lower Clamp Plate, R.H.
17	GD24928	1	Adjustable Tank Flange Plate, R.H.
	GD24927	1	Adjustable Tank Flange Plate, L.H.
18	G10599	4	Carriage Bolt, 3/8"-16 x 1 1/4"
	G11091	4	Serrated Flange Nut, 3/8"-16
19	GD24970	1	R.H. Rear Inner Cover
	GD24971	1	L.H. Rear Inner Cover
20	G10305	70	Carriage Bolt, 3/8"-16 x 1"

(IP1343-1/3)



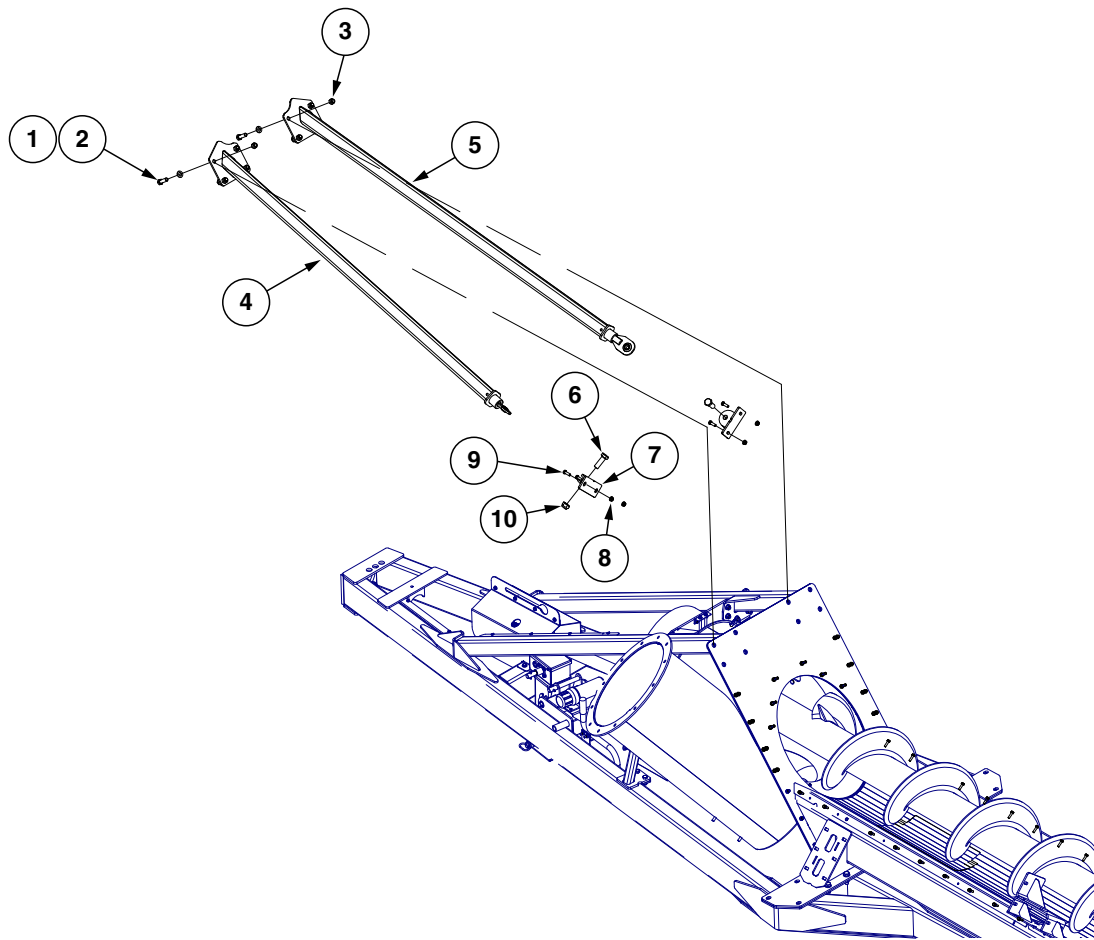


ITEM	PART NO.	QTY.	DESCRIPTION
1	G10112	8	Lock Nut, 3/4"-10
	G11392	8	Flat Washer, 3/4" SAE
2	G10027	8	Hex Head Cap Screw, 3/4"-10 x 2 1/2"
	G11392	8	Flat Washer, 3/4" SAE
3	GA16059	1	Inner Truss Support (2012-2014 Production) 2015 Production See "Inner Truss Support (2015 Production)" on page P55
4	GA16058	1	Inner Truss Support (2012-2014 Production) 2015 Production See "Inner Truss Support (2015 Production)" on page P55
5	GA16022	1	Front Tank Corner
6	G10017	18	Hex Head Cap Screw, 1/2"-13 x 1 1/2"
7	G10071	4	Serrated Flange Nut, 1/2"-13
8	GA16708	1	Lower Tank Side (1300 Flotation and Row Crop)
	GA16034	-	Lower Tank Side (1300 Track)
9	GD29559	2	Lower Clamp Plate, L.H.
	GD29560	2	Lower Clamp Plate, R.H.
10	G11091	80	Serrated Flange Nut, 3/8"-16
11	GA16030	1	Rear Tank Corner
12	GA16029	1	Rear Tank Corner
13	GA16707	1	Lower Tank Side (1300 Flotation and Row Crop)
	GA16033	-	Lower Tank Side (1300 Track)
14	G10111	28	Lock Nut, 1/2"-13
15	GA16021	1	Front Corner Tank
16	G10599	10	Carriage Bolt, 3/8"-16 x 1 1/4"
17	GD24928	1	Adjustable Tank Flange Plate, R.H.
	GD24927	1	Adjustable Tank Flange Plate, L.H.
18	G10599	4	Carriage Bolt, 3/8"-16 x 1 1/4"
	G11091	4	Serrated Flange Nut, 3/8"-16
19	GD24970	1	R.H. Rear Inner Cover
	GD24971	1	L.H. Rear Inner Cover
20	G10305	70	Carriage Bolt, 3/8"-16 x 1"



ITEM	PART NO.	QTY.	DESCRIPTION
1	G10027	8	Hex Head Cap Screw, 3/4"-10 x 2 1/2"
	G11392	8	Flat Washer, 3/4" SAE
2	G10112	8	Lock Nut, 3/4"-10
3	GA16815	1	Inner Truss Support (1500) (2012-2014 Production)
	---	-	2015 Production See "Inner Truss Support (2015 Production)" on page P55
4	GA16814	1	Inner Truss Support (1500) (2012-2014 Production)
	---	-	2015 Production See "Inner Truss Support (2015 Production)" on page P55
5	G10017	18	Hex Head Cap Screw, 1/2"-13 x 1 1/2"
6	G10071	4	Serrated Flange Nut, 1/2"-13
7	GA16498	1	Lower Tank Side (1500 Flotation)
8	GA16030	1	Rear Tank Corner
9	G11091	80	Serrated Flange Nut, 3/8"-16
10	G10599	80	Carriage Bolt, 3/8"-16 x 1 1/4"
11	GA16029	1	Rear Tank Corner
12	GA16497	1	Lower Tank Side (1500 Flotation)
13	GA16021	1	Front Corner Tank
14	G10111	28	Lock Nut, 1/2"-13
15	GD29559	2	Lower Clamp Plate, L.H.
	GD29560	2	Lower Clamp Plate, R.H.
16	---	-	---
17	GD24928	1	Adjustable Tank Flange Plate, R.H.
	GD24927	1	Adjustable Tank Flange Plate, L.H.
18	G10599	4	Carriage Bolt, 3/8"-16 x 1 1/4"
	G11091	4	Serrated Flange Nut, 3/8"-16
19	GD24970	1	R.H. Rear Inner Cover
	GD24971	1	L.H. Rear Inner Cover
20	GA16022	1	Front Tank Corner

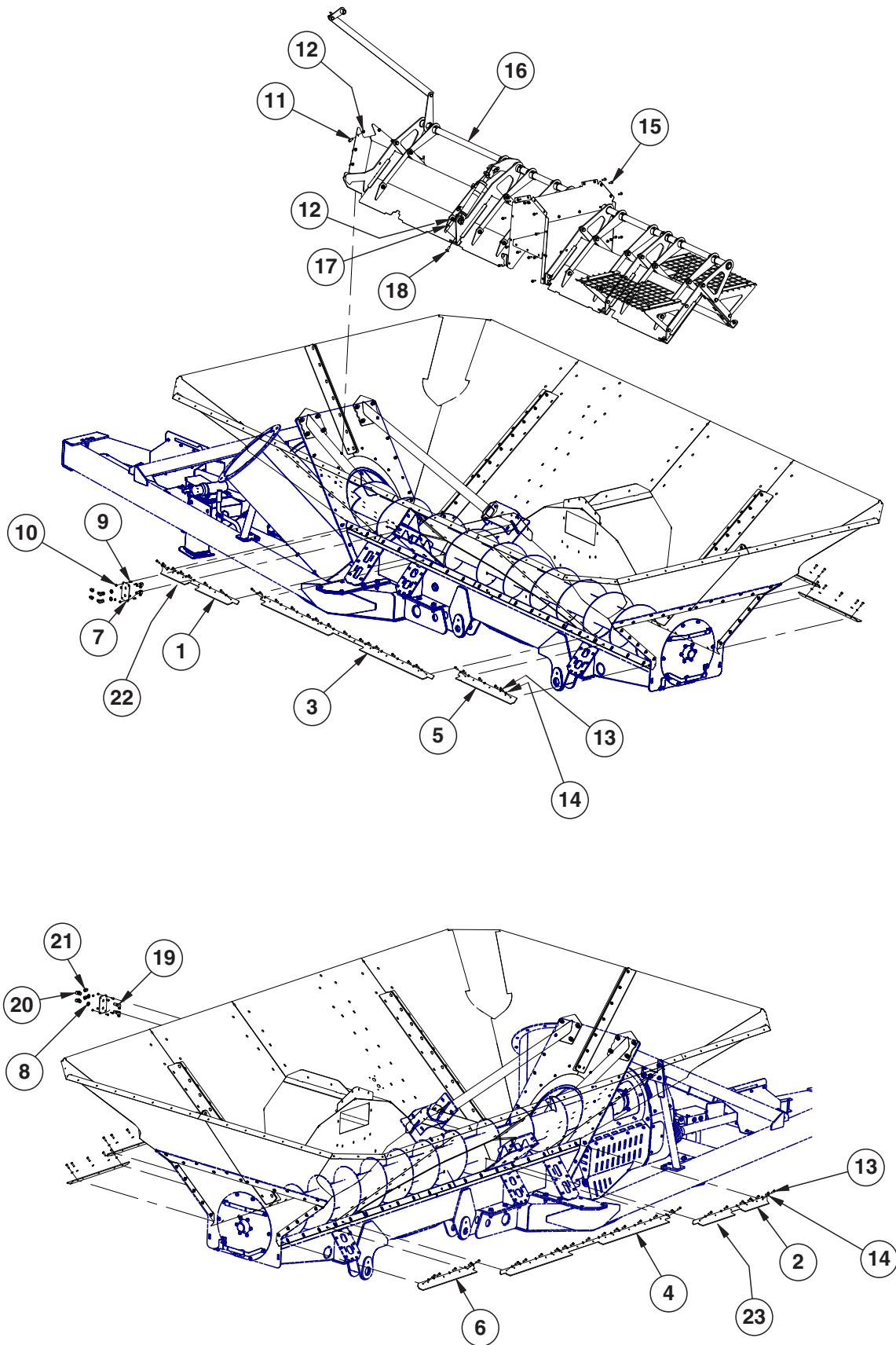
(TP1335)



ITEM	PART NO.	QTY.	DESCRIPTION
1	G11392	8	Flat Washer, 3/4" SAE
2	G10027	8	Hex Head Cap Screw, 3/4"-10 x 2 1/2"
3	G10112	8	Lock Nut, 3/4"-10
4	GA21663	1	Lower Tub Truss Support Assembly (1100)
	GA21665	1	Lower Tub Truss Support Assembly (1300)
	GA21669	1	Lower Tub Truss Support Assembly (1500)
	GA20224	1	Ball Joint Assembly
5	GA21662	1	Lower Tub Truss Support Assembly (1100)
	GA21664	1	Lower Tub Truss Support Assembly (1300)
	GA21668	1	Lower Tub Truss Support Assembly (1500)
	GA20224	1	Ball Joint Assembly
6	G10119	2	Hex Head Cap Screw, 1"-8 x 3"
7	GA21006	2	Pivot Bracket (1100)
	GA20225	2	Pivot Bracket (1300)
	GA20230	2	Pivot Bracket (1500)
8	G10071	4	Serrated Flange Nut, 1/2"-13
9	G10017	2	Hex Head Cap Screw, 1/2"-13 x 1 1/2"
10	G10396	2	Lock Nut, 1"-8

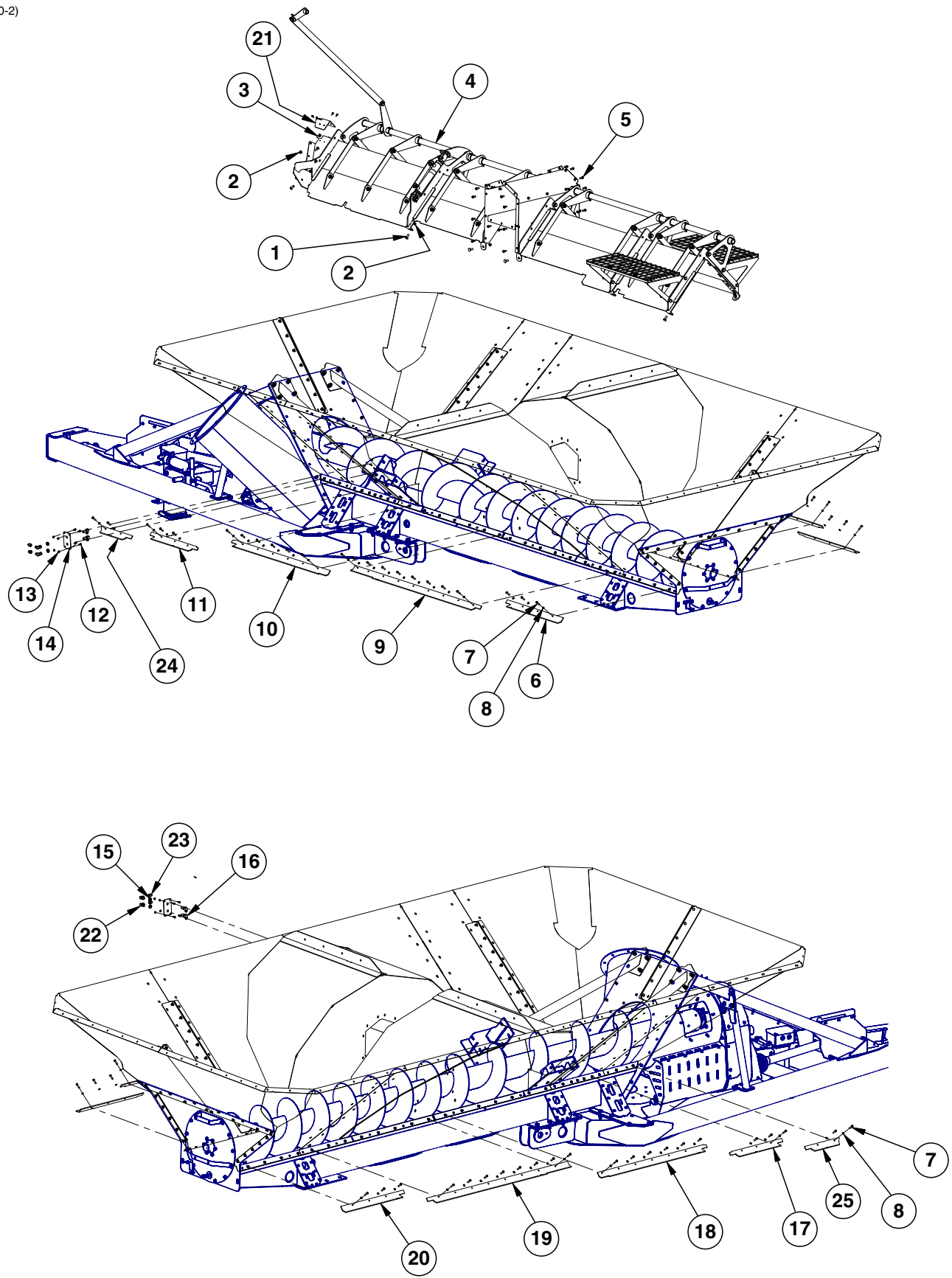
This page left blank intentionally.

(IP1342-2)



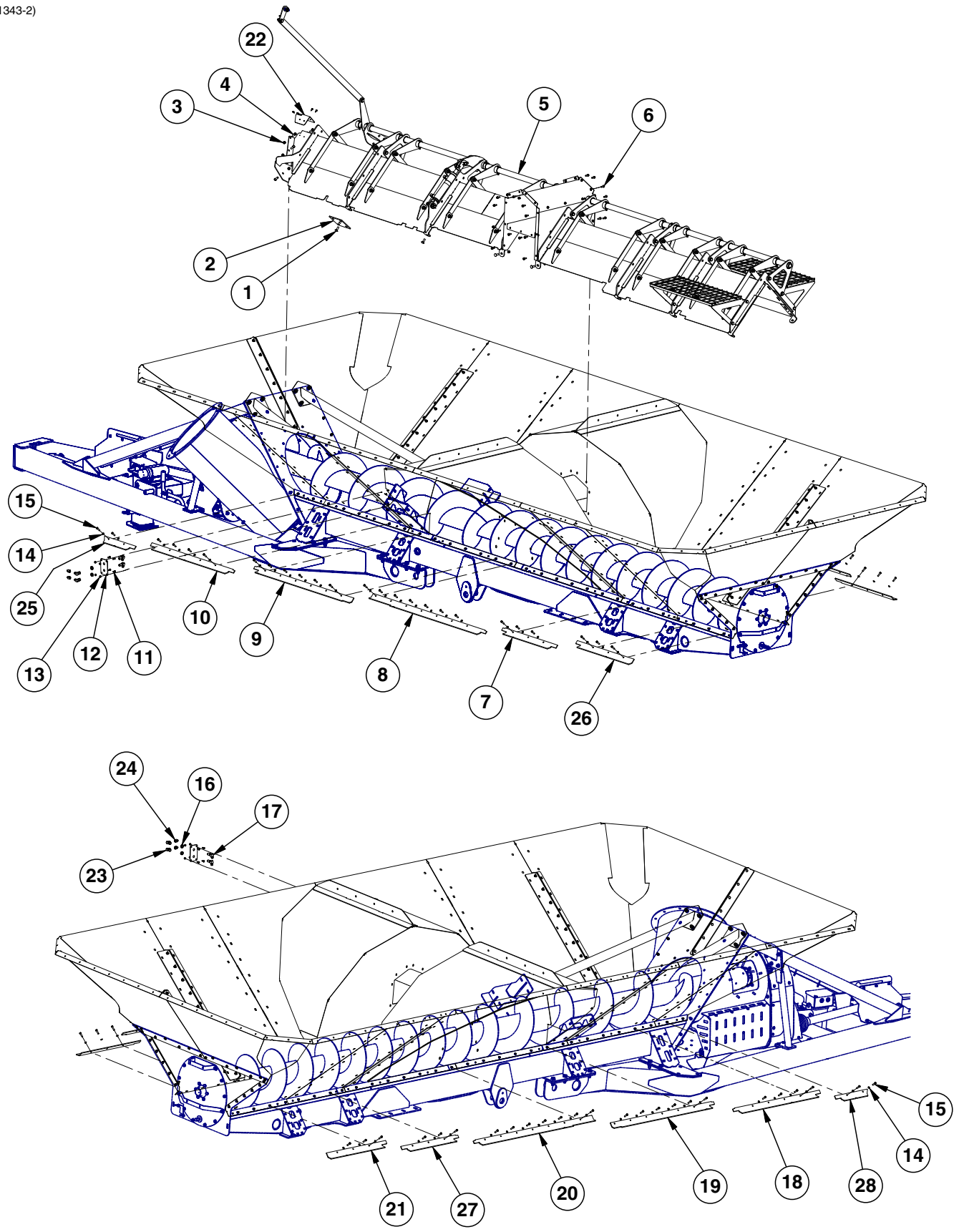
ITEM	PART NO.	QTY.	DESCRIPTION
1	GD26415	1	L.H. Front Side Panel Clamp
2	GD26426	1	R.H. Front Side Panel Clamp
3	GD26417	1	L.H. Mid-Side Panel Clamp
4	GD26418	1	R.H. Mid-Side Panel Clamp
5	GD26407	1	L.H. Rear Side Panel Clamp
6	GD26406	1	R.H. Rear Side Panel Clamp
7	GD24006	1	Flow Gate Cylinder Bulkhead
8	G306-08	2	Lock Nut, 3/4"-16
9	G10043	4	Hex Head Cap Screw, 5/16"-18 x 3/4"
10	G10620	4	Serrated Flange Nut, 5/8"-18
11	G10017	18	Hex Head Cap Screw, 1/2"-13 x 1 1/2"
12	G10111	22	Lock Nut, 1/2"-13
13	G10004	52	Hex Head Cap Screw, 3/8"-16 x 1 1/4"
14	G10229	52	Lock Washer, 3/8"
15	G11124	26	Hex Serrated Flange Cap Screw, 3/8"-16 x 1"
16	---	-	See "Hydraulic Flow Gate (900)" on page P63
17	G11389	8	Flat Washer, 1/2" Plated SAE
18	G10636	8	Carriage Bolt, 1/2"-13 x 1 1/2"
19	G2701-08	2	Bulkhead Tube Union, 3/4"-16 Male JIC
20	G6500-08	2	Swivel Elbow, 90°, 3/4"-16 Male JIC To Female
21	G2406-08-06	2	Reducer, 3/4"-16 Female JIC To 1/2"-18 Male JIC
22	GD26425	1	L.H. Front Side Panel Clamp
23	GD26416	1	R.H. Front Side Panel Clamp

(IP1400-2)



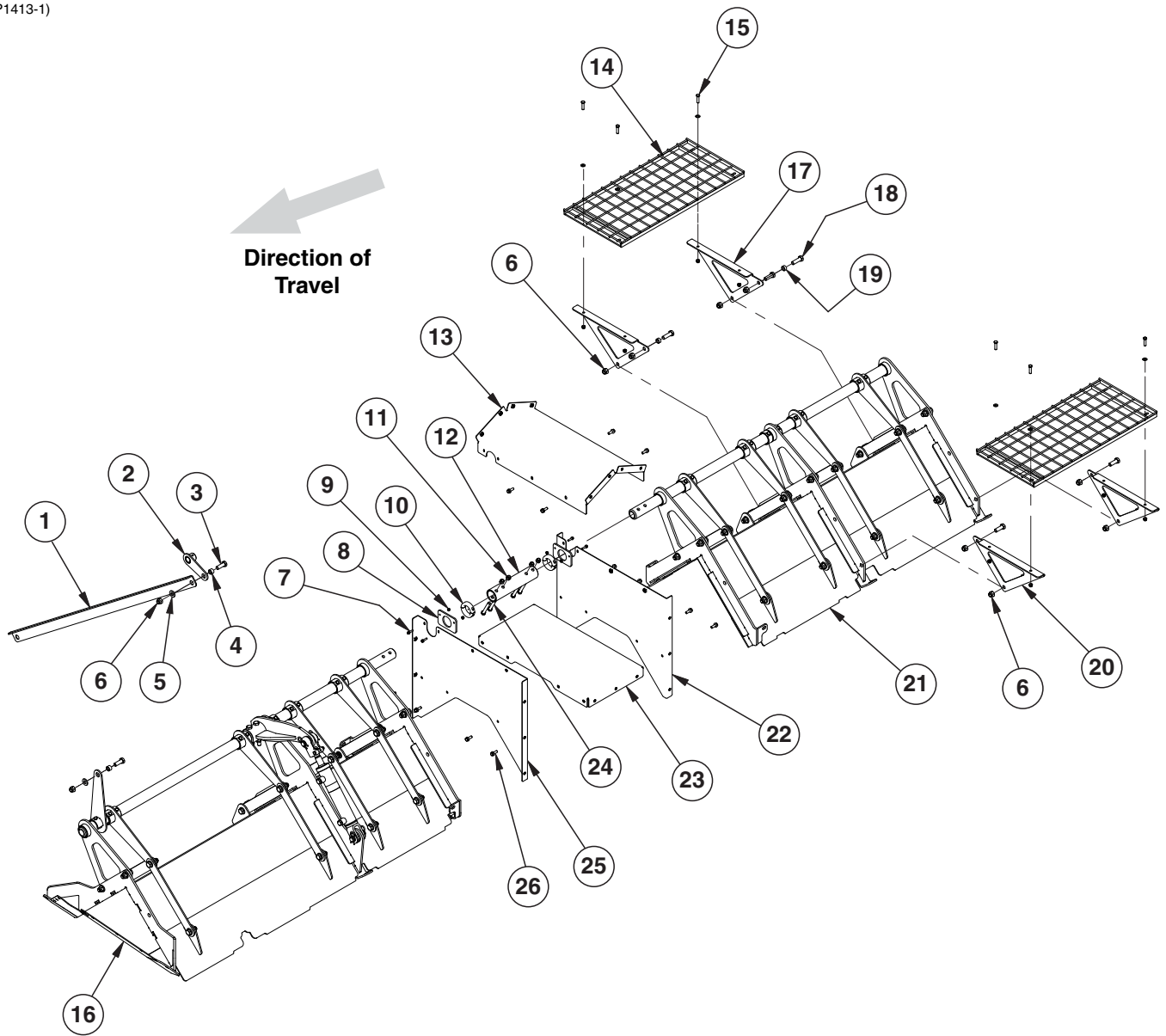
ITEM	PART NO.	QTY.	DESCRIPTION
1	G10636	10	Carriage Bolt, ½"-13 x 1½"
2	G10111	24	Lock Nut, ½"-13
3	G10017	18	Hex Head Cap Screw, ½"-13 x 1½"
4	---	-	See "Hydraulic Flow Gate (1100)" on page P69
5	G11124	40	Hex Serrated Flange Cap Screw, ⅜"-16 x 1"
6	GD26407	1	L.H. Rear Side Panel Clamp
7	G10003	45	Hex Head Cap Screw, ⅜"-16 x 1½"
8	G10229	45	Lock Washer, ⅜"
9	GD26405	1	L.H. Mid-Rear Side Panel Clamp
10	GD26397	1	L.H. Mid-Front Side Panel Clamp
11	GD26403	1	L.H. Front Side Panel Clamp
12	G10043	4	Hex Head Cap Screw, ⅝"-18 x ¾"
13	G10620	4	Serrated Flange Nut, ⅝"-18
14	GD24006	1	Flow Gate Cylinder Bulkhead
15	G306-08	2	Lock Nut, ¾"-16
16	G2701-08	2	Bulkhead Tube Union, ¾"-16 Male JIC
17	GD26402	1	R.H. Front Side Panel Clamp
18	GD26398	1	R.H. Mid-Front Side Panel Clamp
19	GD26404	1	R.H. Mid-Rear Side Panel Clamp
20	GD26406	1	R.H. Rear Side Panel Clamp
21	GD24996	1	Flow Gate Cover
21	G10522	4	Slotted Hex Self-Tapping Screw, ¼"-20 x ¾"
22	G6500-08	2	Swivel Elbow, 90°, ¾"-16 Male JIC To Female
23	G2406-08-06	2	Reducer, ¾"-16 Female JIC To ⅝"-18 Male JIC
24	GD26425	1	L.H. Front Side Panel Clamp
25	GD26426	1	R.H. Front Side Panel Clamp

(IP1343-2)



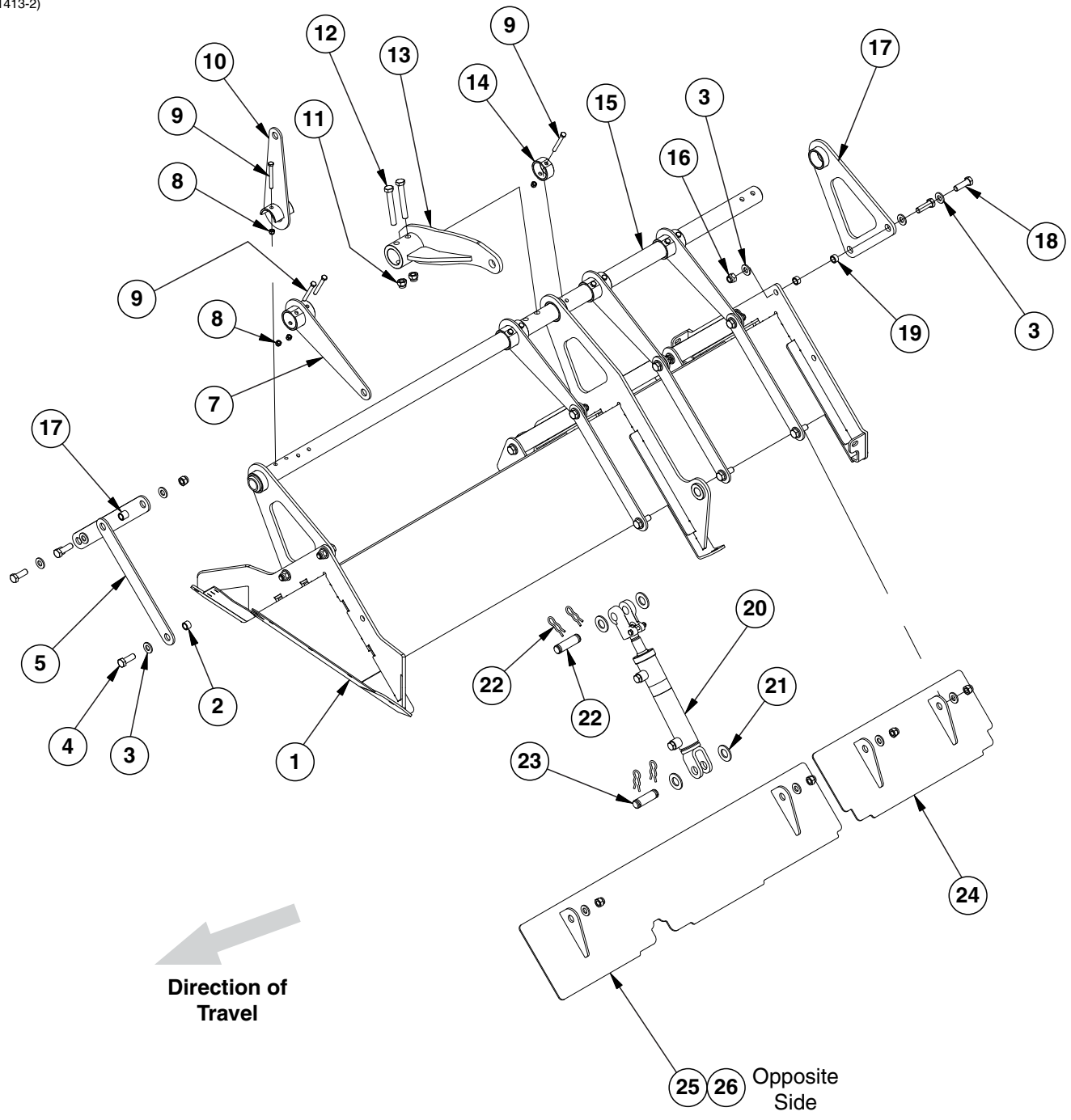
ITEM	PART NO.	QTY.	DESCRIPTION
1	G10636	8	Carriage Bolt, ½"-13 x 1½"
2	GD24234	2	Flow Gate Support Plate
3	G10111	22	Lock Nut, ½"-13
4	G10017	18	Hex Head Cap Screw, ½"-13 x 1½"
5	---	1	See "Hydraulic Flow Gate (1300)" on page P75
	---	-	See "Hydraulic Flow Gate (1500)" on page P81
6	G11124	26	Hex Serrated Flange Cap Screw, ⅜"-16 x 1"
7	GD26401	1	L.H. Rear Side Panel Clamp (1300)
	GD26413	-	L.H. Rear Side Panel Clamp (1500)
8	GD26699	1	L.H. Mid-Rear Side Panel Clamp
9	GD26397	1	L.H. Mid-Front Side Panel Clamp (1300)
	GD26411	-	L.H. Mid-Front Side Panel Clamp (1500)
10	GD26695	1	L.H. Front Side Panel Clamp (1300)
	GD26409	-	L.H. Front Side Panel Clamp (1500)
11	G10043	4	Hex Head Cap Screw, ⅝"-18 x ¾"
12	GD24006	1	Flow Gate Cylinder Bulkhead
13	G10620	4	Serrated Flange Nut, ⅝"-18
14	G10229	50	Lock Washer, ⅜"
15	G10003	50	Hex Head Cap Screw, ⅜"-16 x 1½"
16	G306-08	2	Lock Nut, ¾"-16
17	G2701-08	2	Bulkhead Tube Union, ¾"-16 Male JIC
18	GD26396	1	R.H. Front Side Panel Clamp (1300)
	GD26408	-	R.H. Front Side Panel Clamp (1500)
19	GD26398	1	R.H. Mid-Front Side Panel Clamp (1300)
	GD26410	-	R.H. Mid-Front Side Panel Clamp (1500)
20	GD26394	1	R.H. Mid-Rear Side Panel Clamp (1300)
	GD26412	-	R.H. Mid-Rear Side Panel Clamp (1500)
21	GD26400	1	R.H. Rear Side Panel Clamp
22	GD24996	1	Flow Gate Cover
	G10522	4	Slotted Hex Self-Tapping Screw, ¼"-20 x ¾"
23	G6500-08	2	Swivel Elbow, 90°, ¾"-16 Male JIC To Female
24	G2406-08-06	2	Reducer, ¾"-16 Female JIC To ⅝"-18 Male JIC
25	GD26425	1	L.H. Front Side Panel Clamp
26	GD26453	1	L.H. Rear Side Panel Clamp
27	GD26452	1	R.H. Rear Side Panel Clamp (1300)
	GD26414	-	R.H. Rear Side Panel Clamp (1500)
28	GD26426	1	R.H. Front Side Panel Clamp

(IP1413-1)



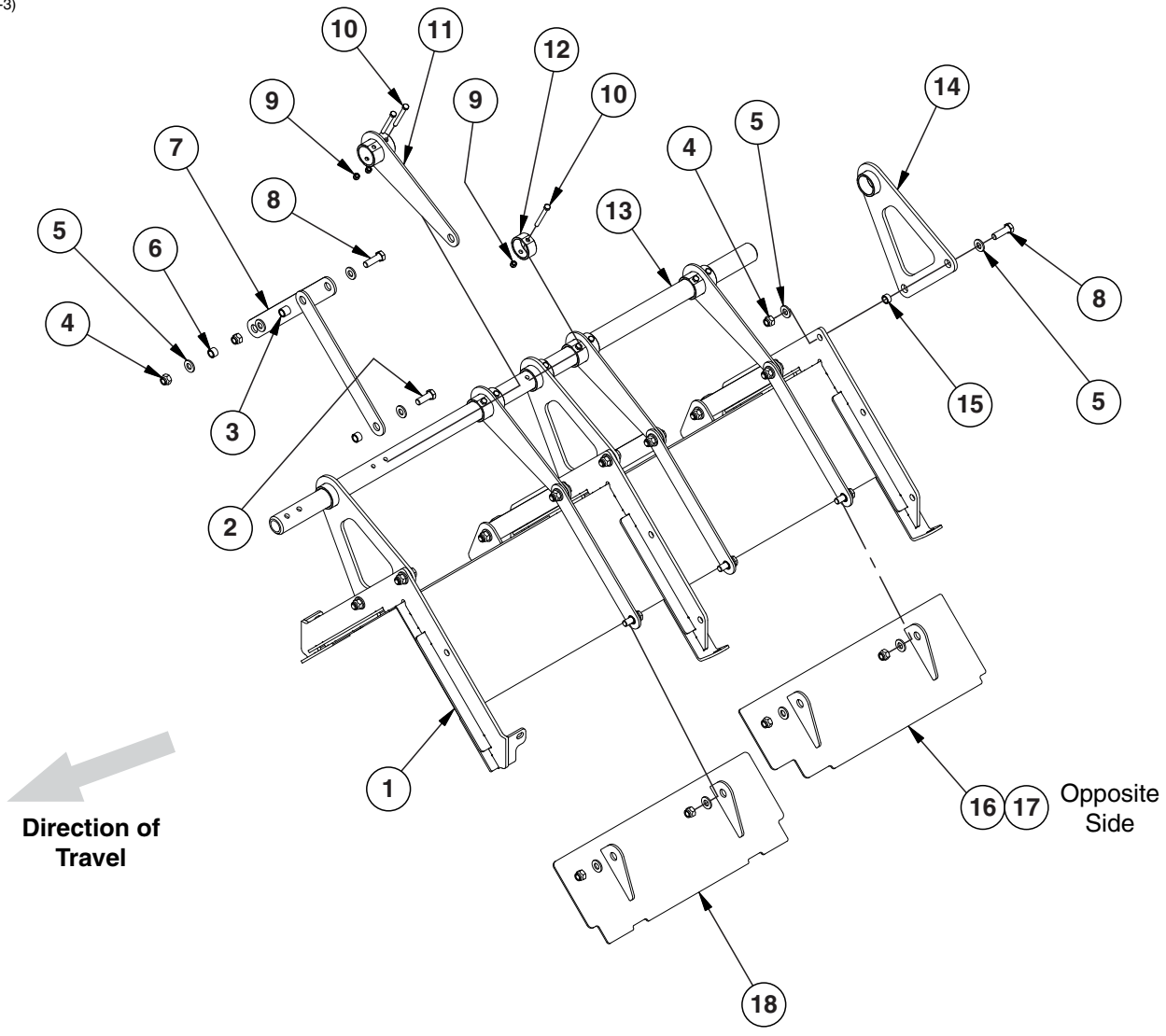
ITEM	PART NO.	QTY.	DESCRIPTION
1	GD24118	1	Indicator Actuator
2	GA17246	1	Sight Gauge Link
3	G10005	8	Hex Head Cap Screw, 5/8"-11 x 1 3/4"
4	GB0218	2	Bushing, 2 1/32" I.D. x 7/8" O.D. x 1 9/32" Long
5	G11391	2	Flat Washer, 5/8" SAE
6	G10107	10	Lock Nut, 5/8"-11
7	G11409	4	Hex Serrated Flanged Cap Screw, 1/4"-20 x 1"
8	GD23979	2	Tube Cover Plate
9	G10110	4	Lock Nut, 1/4"-20, Grade B
10	GD25306	2	Clamp Collar, 2"
11	G10111	4	Lock Nut, 1/2"-13
12	GD23688	1	Coupler Tube
13	GA17227	1	Top Axle Cover
14	GA18554	2	Rear Safety Gate
15	G10003	8	Hex Head Cap Screw, 3/8"-16 x 1 1/2"
	G10108	8	Lock Nut, 3/8"-16
16	---	-	See "Hydraulic Flow Gate, Front Assembly (900)" on page P65
17	GD24014	2	R.H. Safety Screen Bracket
18	G10008	2	Hex Head Cap Screw, 5/8"-11 x 2"
19	GB0672	2	Bushing
20	GD24011	2	L.H. Safety Screen Bracket
21	---	1	See "Hydraulic Flow Gate, Rear Assembly (900)" on page P67
22	GA17225	1	Front Axle Cover
23	GA16188	1	Lower Axle Cover
24	G10585	4	Hex Head Cap Screw, 1/2"-13 x 3 1/4"
25	GA17226	1	Rear Axle Cover
26	G11124	12	Hex Serrated Flange Cap Screw, 3/8"-16 x 1"

(IP1413-2)



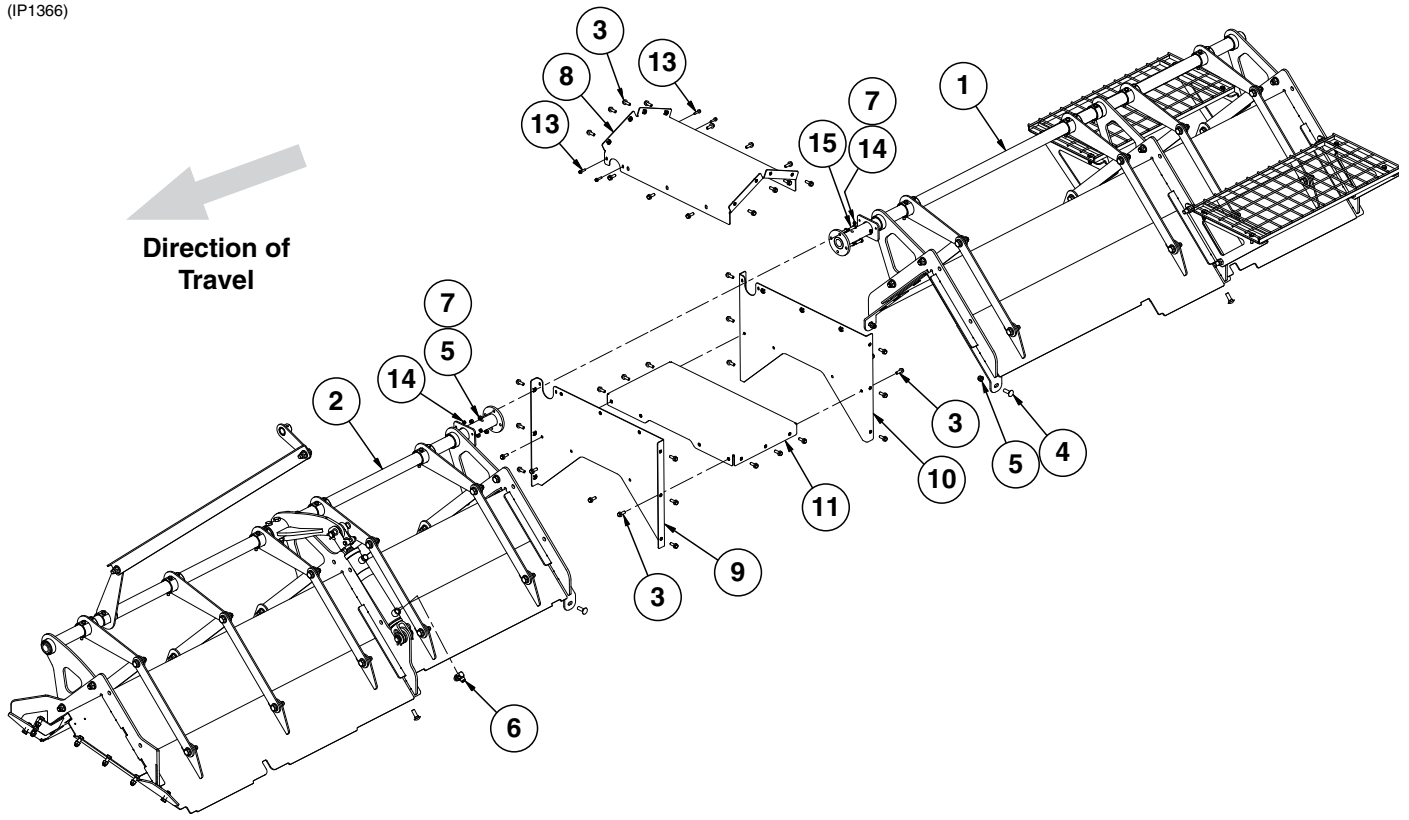
ITEM	PART NO.	QTY.	DESCRIPTION
1	GA17139	1	Front Tunnel
2	GB0218	8	Bushing, $2\frac{1}{32}$ " I.D. x $\frac{7}{8}$ " O.D. x $1\frac{19}{32}$ " Long
3	G11391	32	Flat Washer, $\frac{5}{8}$ " SAE
4	G10005	8	Hex Head Cap Screw, $\frac{5}{8}$ "-11 x $1\frac{3}{4}$ "
5	GD24936	8	Door Linkage Plate
7	GA16319	4	Crank Arm
8	G10108	11	Lock Nut, $\frac{3}{8}$ "-16
9	G10809	11	Hex Head Cap Screw, $\frac{3}{8}$ "-16 x $3\frac{1}{4}$ "
10	GA16625	1	Sight Gauge Link
11	G11510	2	Locknut, $\frac{5}{8}$ "-11, Grade 8
12	G11509	2	Hex Head Cap Screw, $\frac{5}{8}$ "-11 x $4\frac{1}{2}$ ", Grade 8
13	GA17242	1	Cylinder Crank Arm
14	GD23679	1	Locating Ring, 2"
15	GD24949	1	Front Torque Tube
16	G10107	16	Lock Nut, $\frac{5}{8}$ "-11
17	GB0654	4	Bushing
	GA17143	2	Crank Tube Support
18	G10008	8	Hex Head Cap Screw, $\frac{5}{8}$ "-11 x 2"
19	GB0672	4	Bushing
20	GA17629	1	See "Hydraulic Flow Gate Cylinder" on page P138
21	G11394	4	Flat Washer, 1" SAE
22	GR0375	1	Pin, 1" x $3\frac{1}{2}$ "
	GR0193	2	Hair Pin Clip
23	GR0962	1	Pin, 1" x $3\frac{3}{8}$ "
	GR0193	2	Hair Pin Clip
24	GA17136	2	Front Door
25	GA17138	1	Front Flow Gate
26	GA17137	1	Front Flow Gate (Opposite Side)

(IP1413-3)



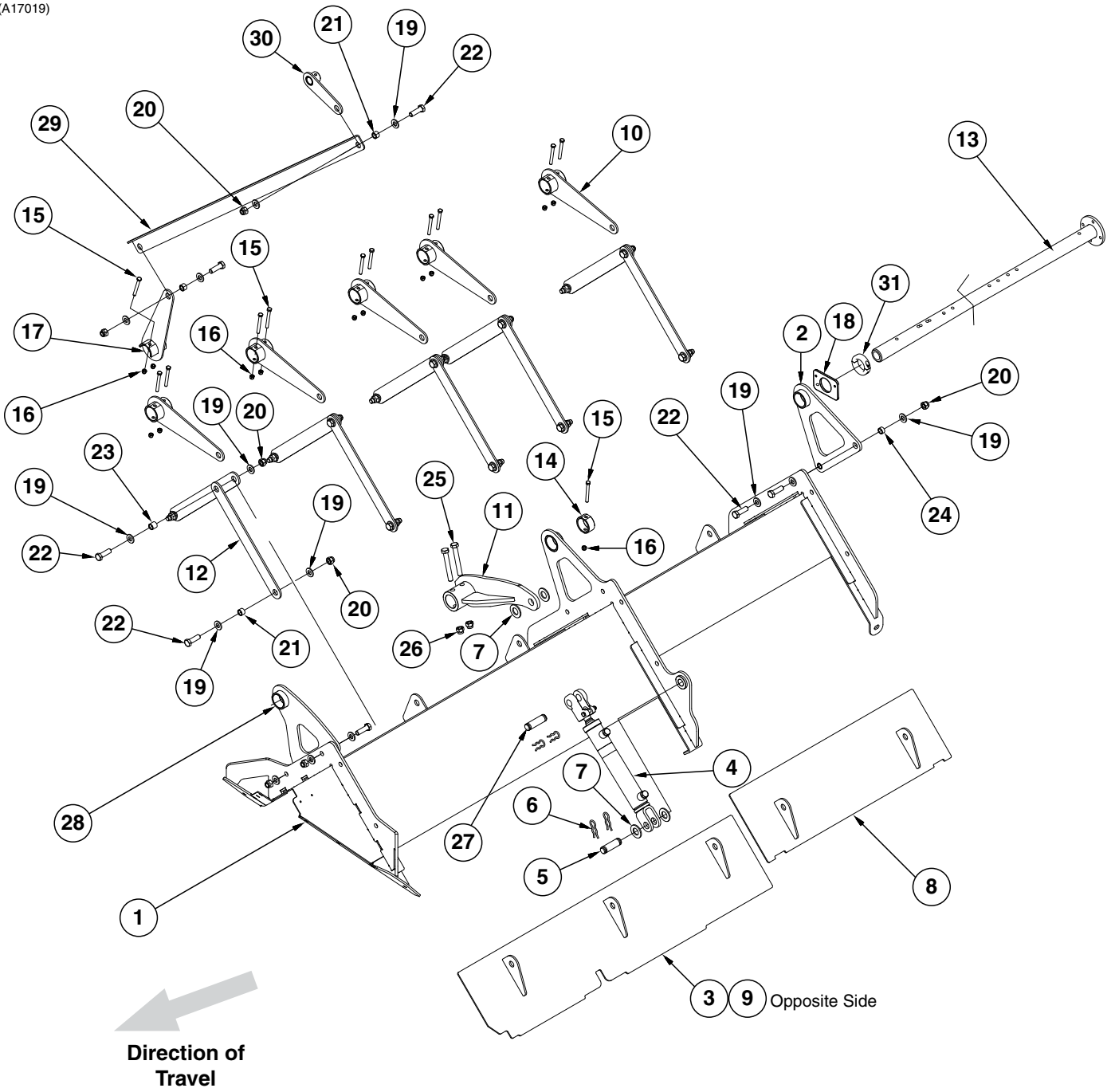
ITEM	PART NO.	QTY.	DESCRIPTION
1	GA17140	1	Rear Flow Gate Tunnel
2	G10005	8	Hex Head Cap Screw, 5/8"-11 x 1 1/4"
3	GB0654	4	Bushing
4	G10107	16	Lock Nut, 5/8"-11
5	G11391	32	Flat Washer, 5/8" SAE
6	GB0218	8	Bushing, 2 1/32" I.D. x 7/8" O.D. x 1 9/32" Long
7	GD24936	8	Door Linkage Plate
8	G10008	8	Hex Head Cap Screw, 5/8"-11 x 2"
9	G10108	10	Lock Nut, 3/8"-16
10	G10809	10	Hex Head Cap Screw, 3/8"-16 x 3 1/4"
11	GA16319	4	Crank Arm
12	GD23679	2	Locating Ring, 2"
13	GD24950	1	Rear Torque Tube
14	GA17143	3	Crank Tube Support
15	GB0672	4	Bushing
16	GA17133	1	Rear Flow Gate
17	GA17134	1	Rear Flow Gate (Opposite Side)
18	GA17135	2	Mid Door

(IP1366)



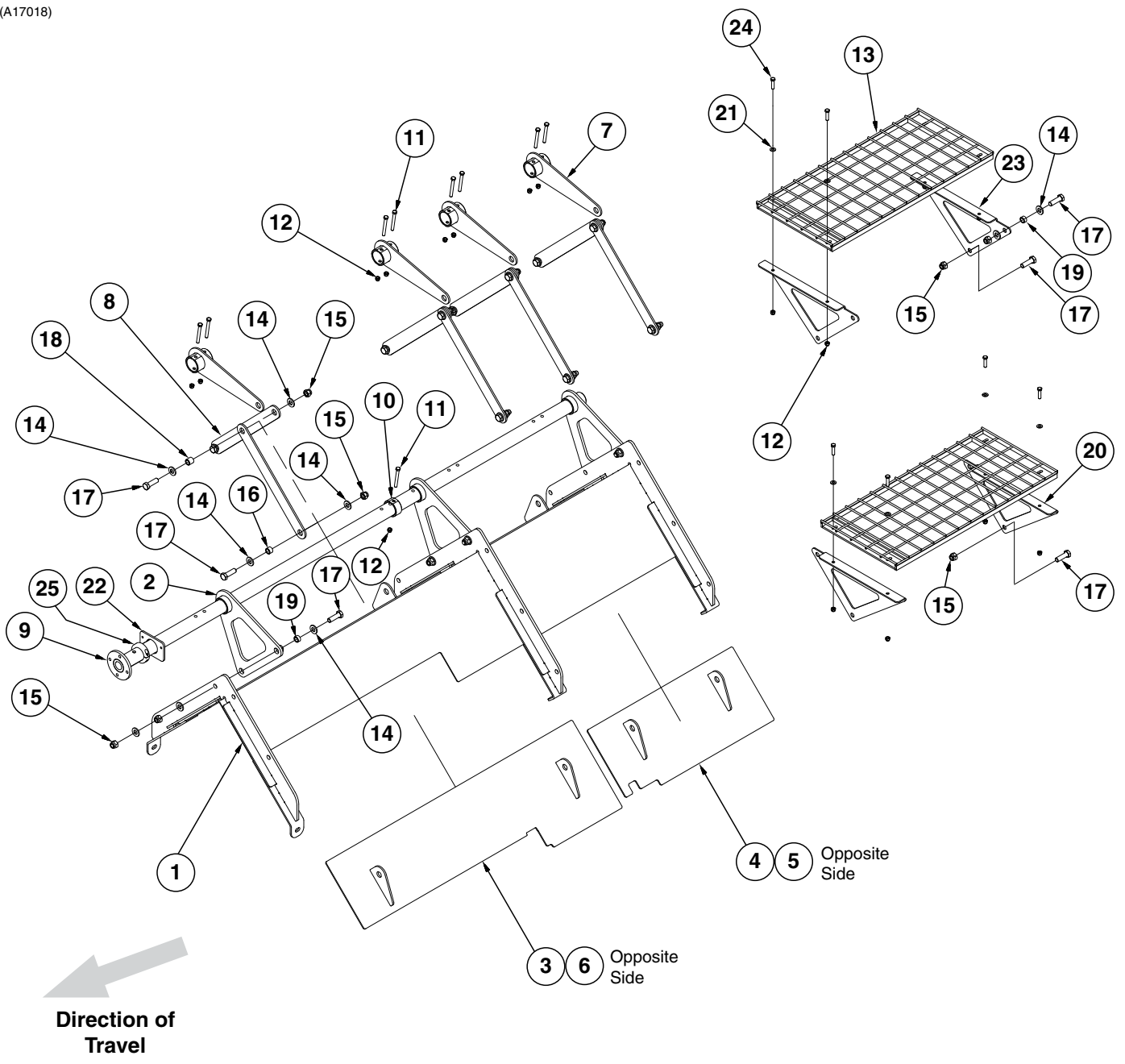
ITEM	PART NO.	QTY.	DESCRIPTION
1	---	1	See "Hydraulic Flow Gate, Rear Assembly (1100)" on page P73
2	---	1	See "Hydraulic Flow Gate, Front Assembly (1100)" on page P71
3	G11124	40	Hex Serrated Flange Cap Screw, 3/8"-16 x 1"
4	G10017	10	Hex Head Cap Screw, 1/2"-13 x 1 1/2"
	G11389	10	Flat Washer, 1/2" Plated SAE
5	G10111	14	Lock Nut, 1/2"-13
6	GA9705	1	Restrictor Elbow
7	G11389	8	Flat Washer, 1/2" Plated SAE
8	GA16616	1	Top Axle Cover
9	GA16615	1	Rear Axle Cover
10	GA16614	1	Front Axle Cover
11	GA16188	1	Lower Axle Cover
12	---	-	---
13	G11409	4	Hex Serrated Flanged Cap Screw, 1/4"-20 x 1"
14	G10110	4	Lock Nut, 1/4"-20, Grade B
15	G11264	4	Hex Head Cap Screw, 1/2"-13 x 1 1/2"

(A17019)



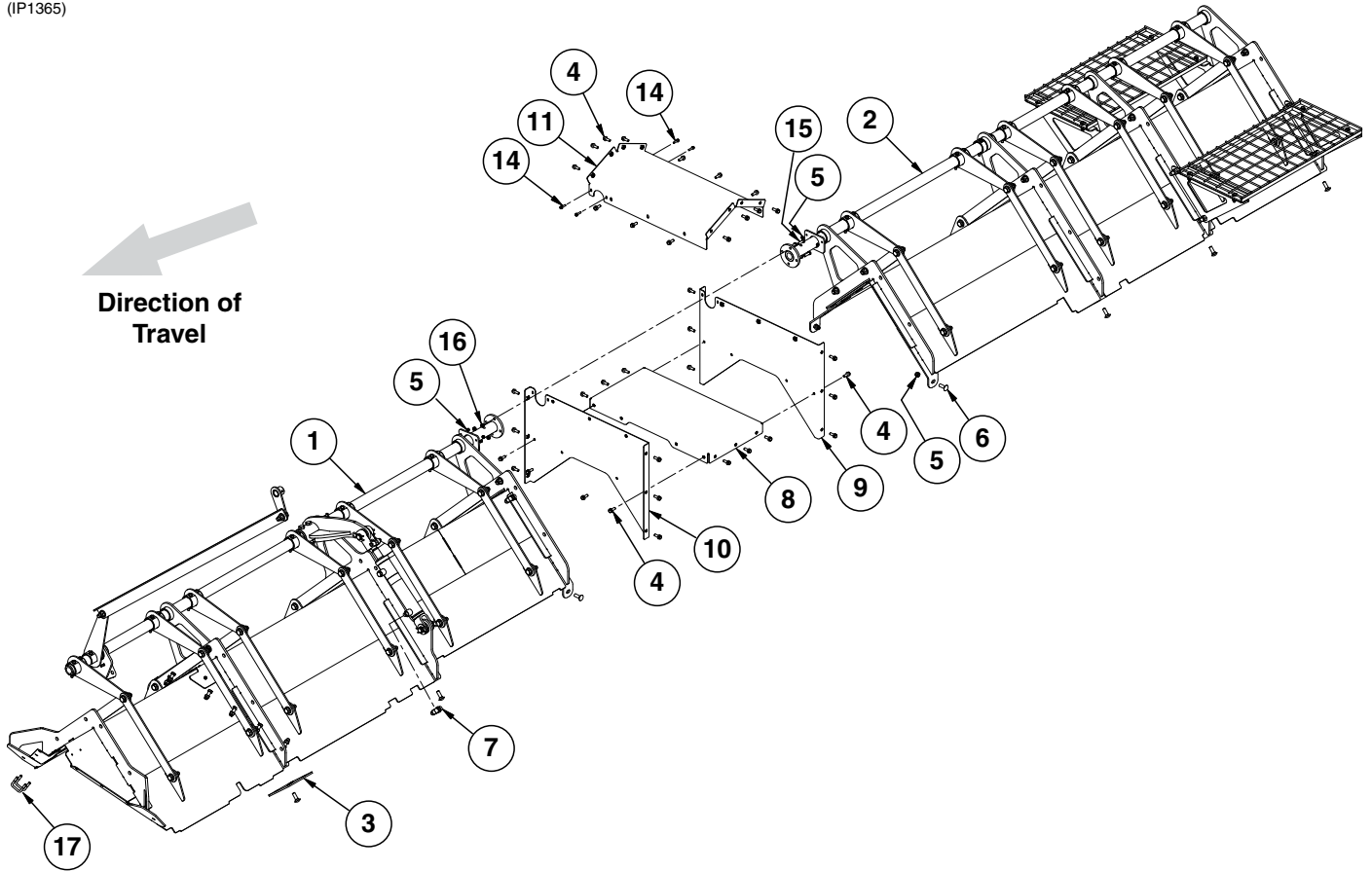
ITEM	PART NO.	QTY.	DESCRIPTION
1	GA16670	1	Front Tunnel
2	GA16318	1	Crank Tube Support
3	GA17169	1	Front Flow Gate (Row Crop and Flotation) (Shown)
	GA17166	-	Front Flow Gate (Track)
4	GA17220	1	See "Hydraulic Flow Gate Cylinder" on page P138
5	GR0962	1	Pin, 1" x 3 $\frac{3}{8}$ "
6	GR0193	4	Hair Pin Clip
7	G11394	4	Flat Washer, 1" SAE
8	GA16320	2	Middle Flow Gate Door (Row Crop and Flotation) (Shown)
	GA16911	-	Front Door (Track)
	GA16912	-	Front Door (Track) (Opposite Side)
9	GA17170	1	Front Flow Gate (Row Crop and Flotation) (Shown) (Opposite Side)
	GA17167	-	Front Flow Gate (Track) (Opposite Side)
10	GA16319	5	Crank Arm
11	GA17242	1	Cylinder Crank Arm
12	GD23672	10	Door Linkage Plate
13	GA20089	1	Front Torque Tube (1100)
14	GD23679	1	Locating Ring, 2"
15	G10809	13	Hex Head Cap Screw, $\frac{3}{8}$ "-16 x 3 $\frac{1}{4}$ "
16	G10108	13	Lock Nut, $\frac{3}{8}$ "-16
17	GA16625	1	Sight Gauge Link
18	GD23979	1	Tube Cover Plate
19	G11391	42	Flat Washer, $\frac{5}{8}$ " SAE
20	G10107	21	Lock Nut, $\frac{5}{8}$ "-11
21	GB0218	12	Bushing, 2 $\frac{1}{32}$ " I.D. x $\frac{7}{8}$ " O.D. x 1 $\frac{9}{32}$ " Long
22	G10008	21	Hex Head Cap Screw, $\frac{5}{8}$ "-11 x 2"
23	GB0654	5	Bushing
24	GB0672	4	Bushing
25	G11509	2	Hex Head Cap Screw, $\frac{5}{8}$ "-11 x 4 $\frac{1}{2}$ ", Grade 8
26	G11510	2	Locknut, $\frac{5}{8}$ "-11, Grade 8
27	GR0375	1	Hair Pin Clip
28	GA17270	1	Crank Tube Support
29	GD24118	1	Indicator Actuator
30	GA17246	1	Sight Gauge Link
31	GD25306	1	Clamp Collar, 2"

(A17018)



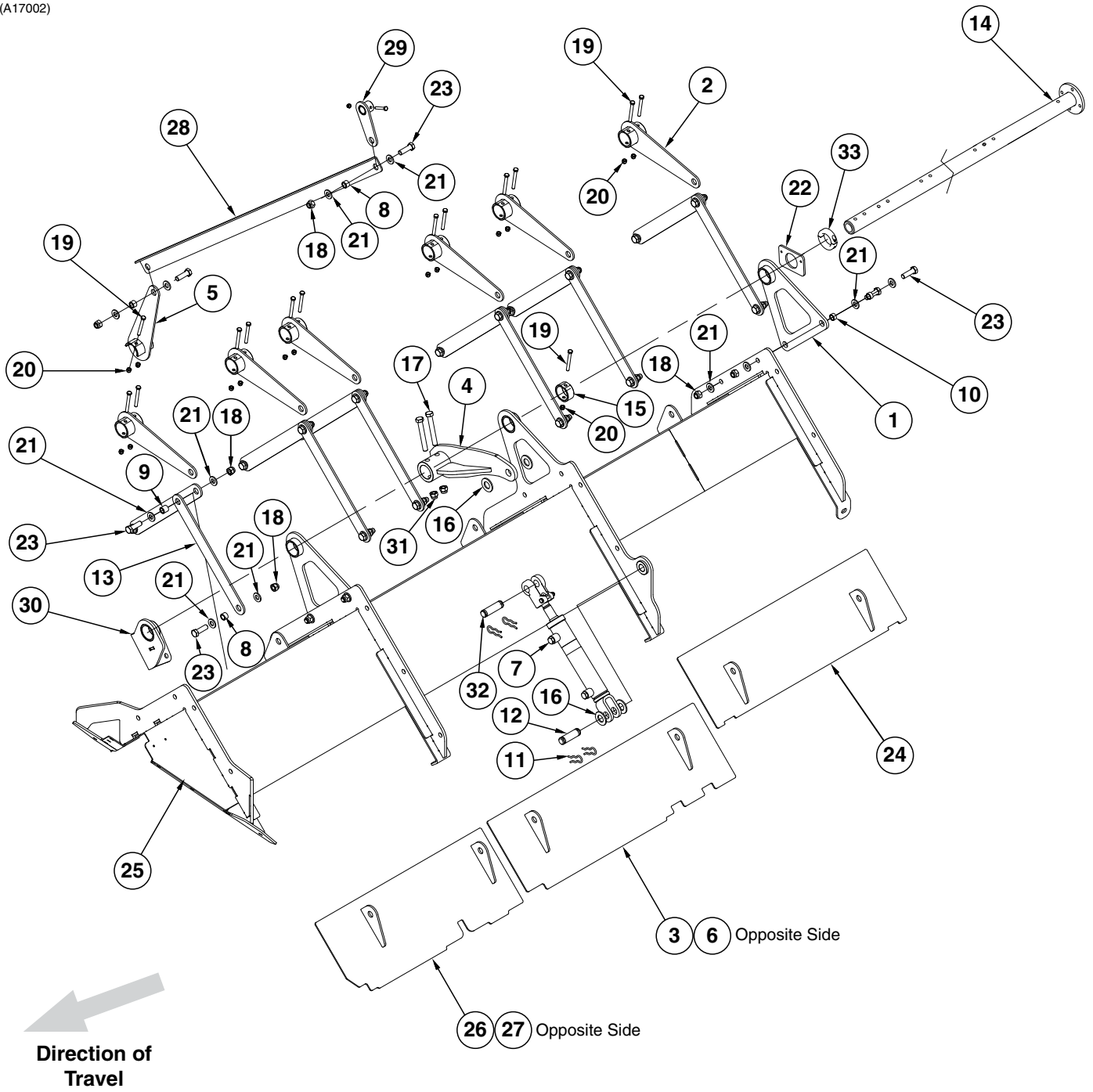
ITEM	PART NO.	QTY.	DESCRIPTION
1	GA16671	1	Rear Flow Gate Tunnel
2	GA16318	3	Crank Tube Support
3	GA16861	1	Front Rear Flow Gate (Row Crop and Flotation) (Shown)
	GA16732	-	Front Rear Flow Gate (Track)
4	GA16772	1	Rear Flow Gate
5	GA16773	1	Rear Flow Gate (Opposite side)
6	GA16855	1	Mid Front Flow Gate (Row Crop and Flotation) (Shown) (Opposite Side)
	GA16731	-	Front Rear Gate (Track) (Opposite Side)
7	GA16319	4	Crank Arm
8	GD23672	8	Door Linkage Plate
9	GA20090	1	Rear Torque Tube (1100)
10	GD23679	1	Locating Ring, 2"
11	G10809	9	Hex Head Cap Screw, 5/8"-16 x 3 1/4"
12	G10108	17	Lock Nut, 5/8"-16
13	GA18554	2	Rear Safety Grate
14	G11391	36	Flat Washer, 5/8" SAE
15	G10107	24	Lock Nut, 5/8"-11
16	GB0218	8	Bushing, 2 1/32" I.D. x 7/8" O.D. x 1 9/32" Long
17	G10008	24	Hex Head Cap Screw, 5/8"-11 x 2"
18	GB0654	4	Bushing
19	GB0672	6	Bushing
20	GD24011	2	L.H. Safety Screen Bracket
21	G11387	8	Flat Washer, 5/8" SAE
22	GD23979	1	Tube Cover Plate
23	GD24014	2	R.H. Safety Screen Bracket
24	G10003	8	Hex Head Cap Screw, 5/8"-16 x 1 1/2"
25	GD25306	1	Clamp Collar, 2"

(IP1365)



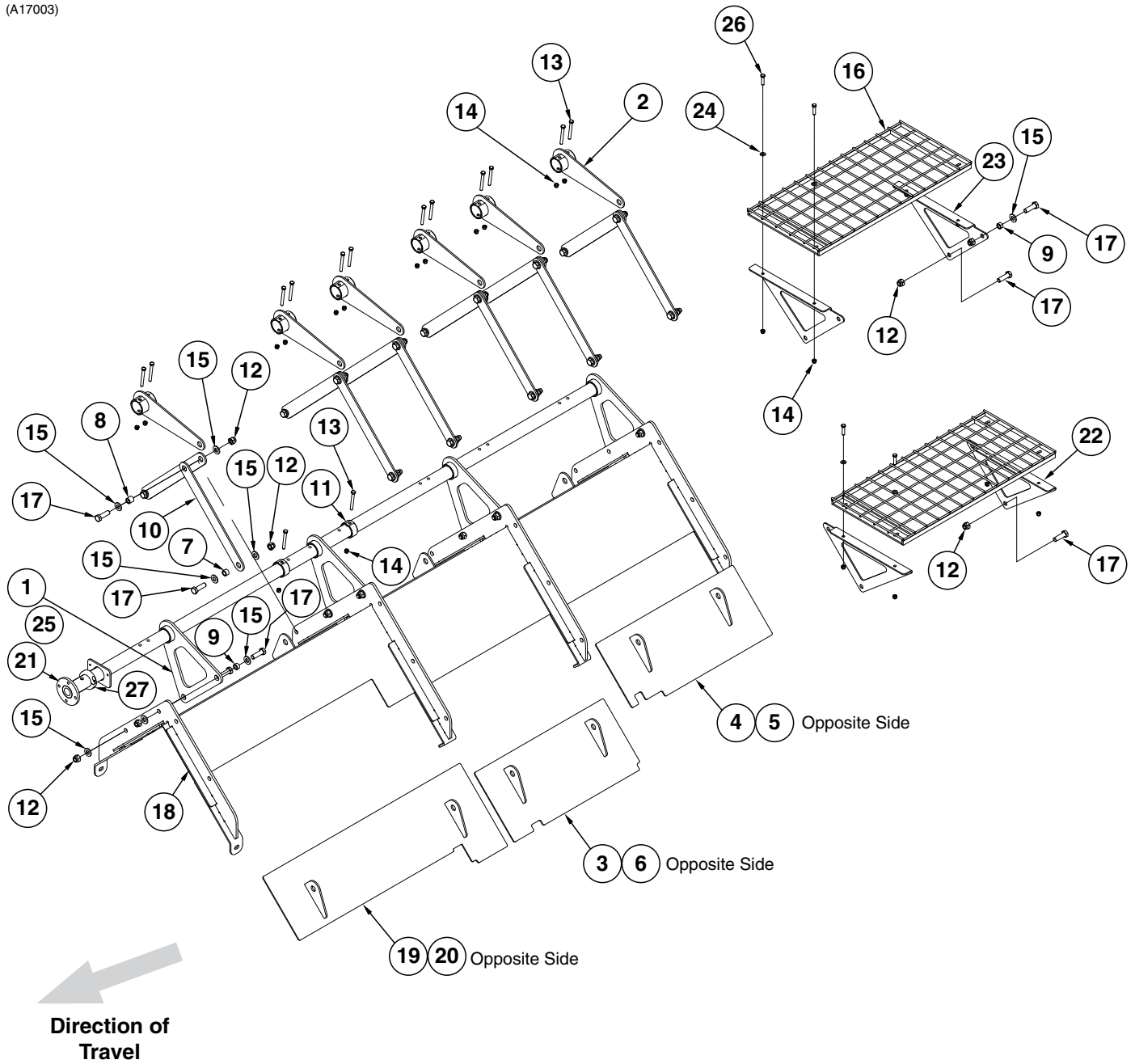
ITEM	PART NO.	QTY.	DESCRIPTION
1	---	-	See "Hydraulic Flow Gate, Front Assembly (1300)" on page P77
2	---	-	See "Hydraulic Flow Gate, Rear Assembly (1300)" on page P79
3	GD24234	2	Flow Gate Support Plate
4	G11124	40	Hex Serrated Flange Cap Screw, 3/8"-16 x 1"
5	G10111	18	Lock Nut, 1/2"-13
6	G10017	14	Hex Head Cap Screw, 1/2"-13 x 1 1/2"
	G11389	14	Flat Washer, 1/2" Plated SAE
7	GA9705	1	Restrictor Elbow
8	GA16188	1	Lower Axle Cover
9	GA16614	1	Front Axle Cover
10	GA16615	1	Rear Axle Cover
11	GA16616	1	Top Axle Cover
12	---	-	---
13	---	-	---
14	G11409	4	Hex Serrated Flanged Cap Screw, 1/4"-20 x 1"
15	G11264	4	Hex Head Cap Screw, 1/2"-13 x 1 1/2"
16	G11389	8	Flat Washer, 1/2" Plated SAE
17	GD14671	2	U-Bolt, 3" x 3" x 5/8"-11
	G11415	4	Serrated Flange Nut, 5/8"-11

(A17002)



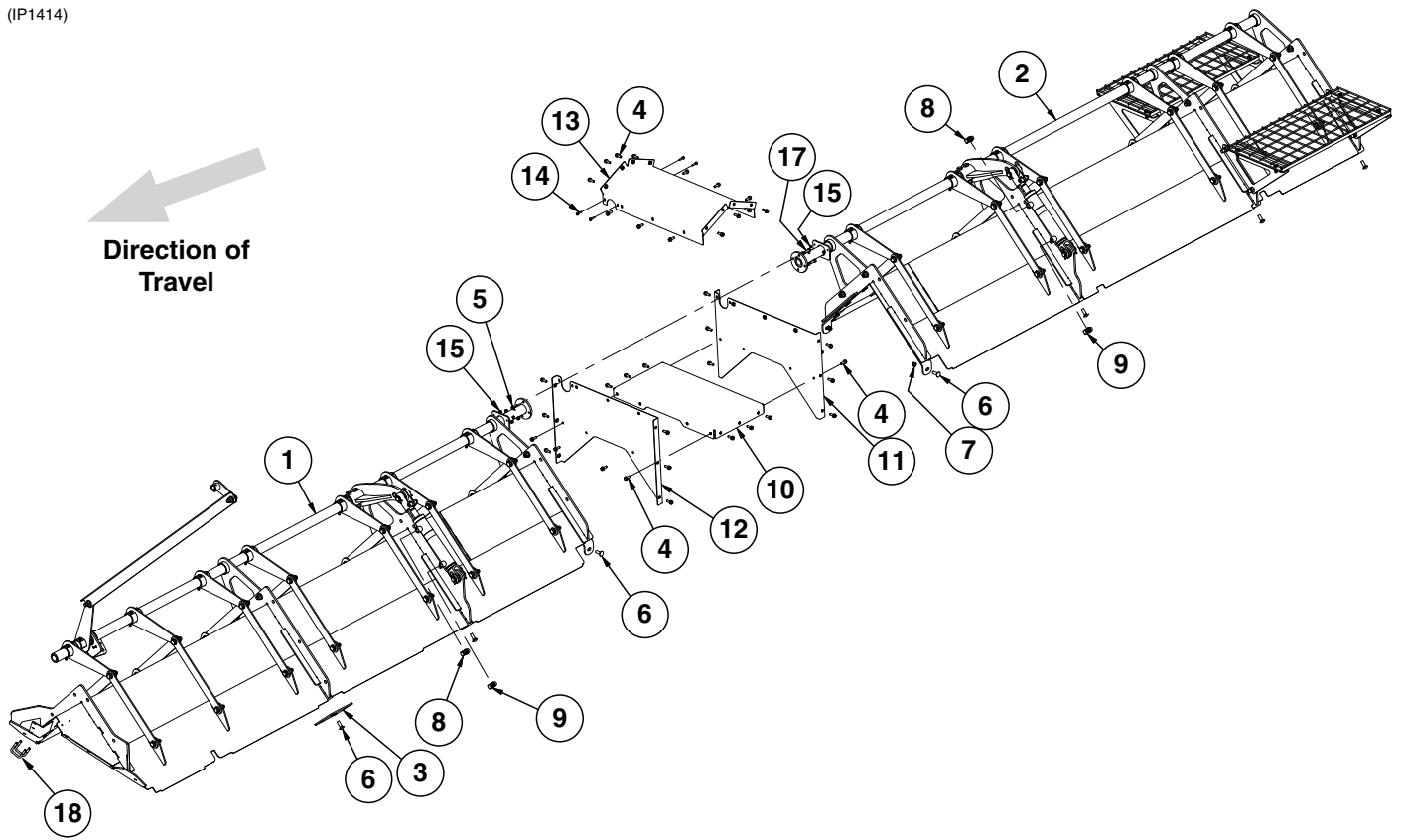
ITEM	PART NO.	QTY.	DESCRIPTION
1	GA16318	2	Crank Tube Support
2	GA16319	6	Crank Arm
3	GA16774	1	Mid Front Flow Gate
4	GA17242	1	Cylinder Crank Arm
5	GA16625	1	Sight Gauge Link
6	GA16775	1	Mid Front Flow Gate (Opposite Side)
7	GA17237	1	See "Hydraulic Flow Gate Cylinder" on page P138
8	GB0218	14	Bushing, 2 ¹ / ₃₂ " I.D. x 7 ⁷ / ₈ " O.D. x 1 ⁹ / ₃₂ " Long
9	GB0654	6	Bushing
10	GB0672	4	Bushing
11	GR0193	4	Hair Pin Clip
12	GR0962	1	Pin, 1" x 3 ³ / ₈ "
13	GD23672	12	Door Linkage Plate
14	GA20091	1	Front Torque Tube (1300)
15	GD23679	1	Locating Ring, 2"
16	G11394	4	Flat Washer, 1" SAE
17	G11509	2	Hex Head Cap Screw, 5 ⁸ / ₈ "-11 x 4 ¹ / ₂ ", Grade 8
18	G10107	24	Lock Nut, 5 ⁸ / ₈ "-11
19	G10809	15	Hex Head Cap Screw, 3 ⁸ / ₈ "-16 x 3 ¹ / ₄ "
20	G10108	15	Lock Nut, 3 ⁸ / ₈ "-16
21	G11391	48	Flat Washer, 5 ⁸ / ₈ " SAE
22	GD23979	1	Tube Cover Plate
23	G10008	24	Hex Head Cap Screw, 5 ⁸ / ₈ "-11 x 2"
24	GA16320	2	Middle Flow Gate Door (Row Crop and Flotation Both Sides) (Shown)
	GA16911	-	Front Door (Track)
	GA16912	-	Front Door (Track) (Opposite Side)
25	GA16767	1	Front Tunnel
26	GA17234	1	Front Flow Gate
27	GA17235	1	Front Flow Gate (Opposite Side)
28	GD24118	1	Indicator Actuator
29	GA16624	1	Sight Gauge Link
30	GA17081	1	Tube Support
31	G11510	2	Locknut, 5 ⁸ / ₈ "-11, Grade 8
32	GR0375	1	Pin, 1" x 3 ¹ / ₂ "
33	GD25306	1	Clamp Collar, 2"

(A17003)



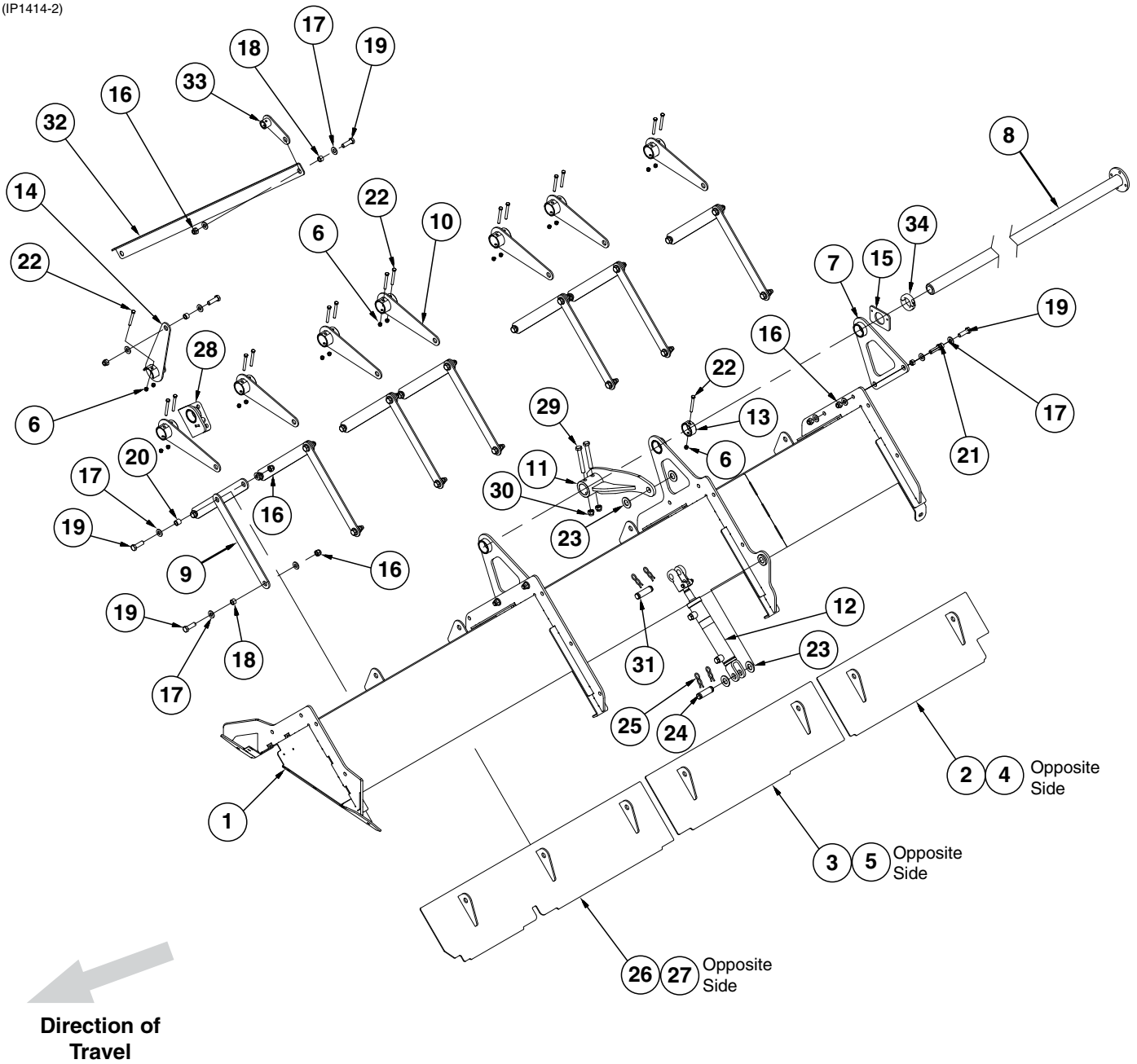
ITEM	PART NO.	QTY.	DESCRIPTION
1	GA16318	4	Crank Tube Support
2	GA16319	6	Crank Arm
3	GA16770	1	Mid Flow Gate (Row Crop and Flotation Shown)
4	GA16772	1	Rear Flow Gate
5	GA16773	1	Rear Flow Gate (Opposite Side)
6	GA16771	1	Mid Flow Gate (Row Crop and Flotation Shown) (Opposite Side)
7	GB0218	12	Bushing, 2 ¹ / ₃₂ " I.D. x 7 ⁷ / ₈ " O.D. x 1 ⁹ / ₃₂ " Long
8	GB0654	6	Bushing
9	GB0672	8	Bushing
10	GD23672	12	Door Linkage Plate
11	GD23679	2	Locating Ring, 2"
12	G10107	32	Lock Nut, 5 ⁸ / ₈ "-11
13	G10809	14	Hex Head Cap Screw, 3 ⁸ / ₈ "-16 x 3 ¹ / ₄ "
14	G10108	22	Lock Nut, 3 ⁸ / ₈ "-16
15	G11391	50	Flat Washer, 5 ⁸ / ₈ " SAE
16	GA18554	2	Rear Safety Gate
17	G10008	32	Hex Head Cap Screw, 5 ⁸ / ₈ "-11 x 2"
18	GA16768	1	Rear Tunnel
19	GA16765 GA16653	1	Front Flow Gate Door (Row Crop and Flotation) (Shown) Front Flow Gate Door (Track)
20	GA16766 GA16652	1 -	Front Flow Gate Door (Row Crop and Flotation) (Shown) (Opposite Side) Front Flow Gate Door (Track) (Opposite Side)
21	GA20092	1	Rear Torque Tube (1300)
22	GD24011	2	L.H. Safety Screen Bracket
23	GD24014	2	R.H. Safety Screen Bracket
24	G11387	8	Flat Washer, 3 ⁸ / ₈ " SAE
25	GD23979	1	Tube Cover Plate
26	G10003	8	Hex Head Cap Screw, 3 ⁸ / ₈ "-16 x 1 ¹ / ₂ "
27	GD25306	1	Clamp Collar, 2"

(IP1414)



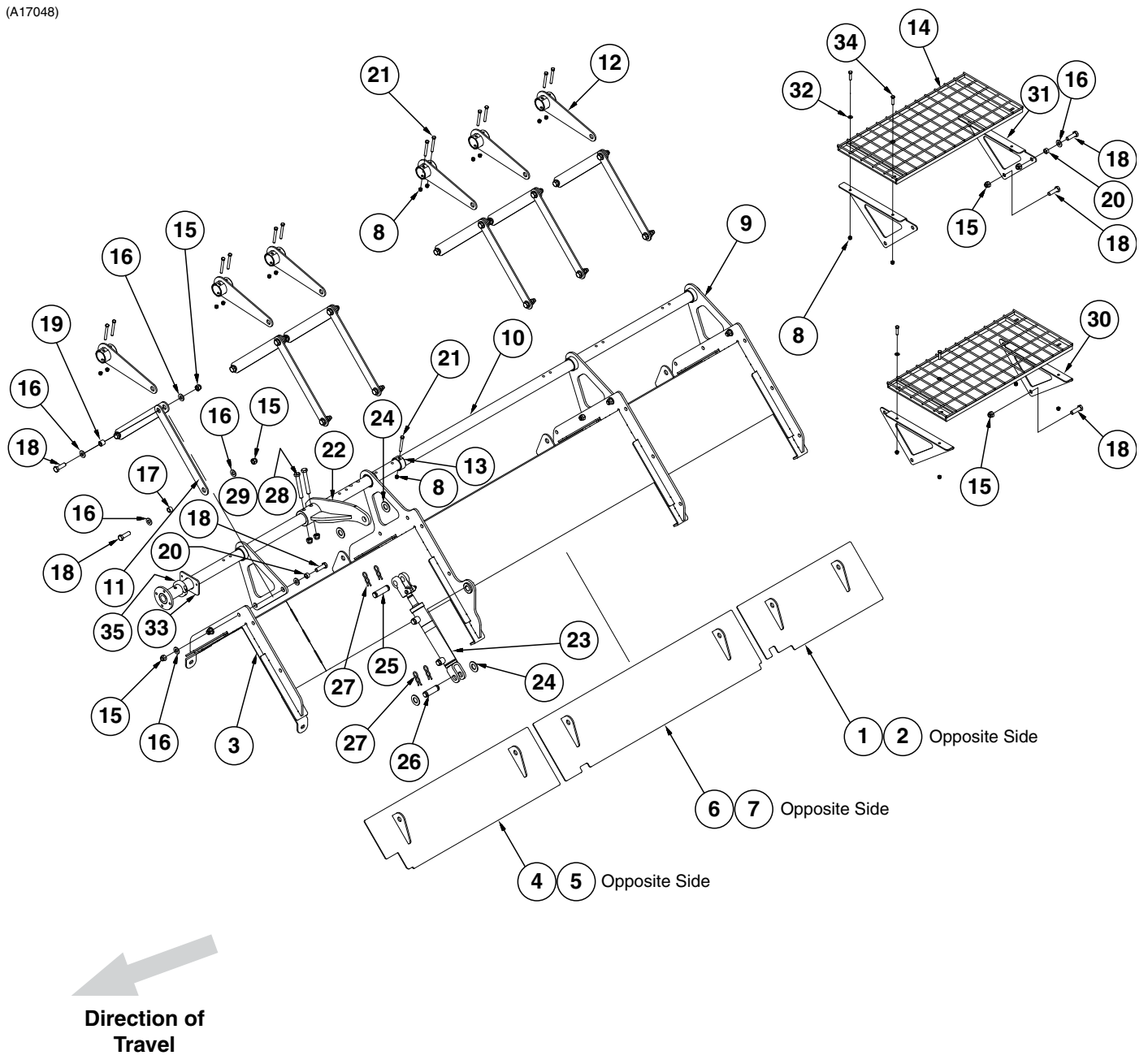
ITEM	PART NO.	QTY.	DESCRIPTION
1	---	1	See "Hydraulic Flow Gate, Front Assembly (1500)" on page P83
2	---	1	See "Hydraulic Flow Gate, Rear Assembly (1500)" on page P85
3	GD24234	2	Flow Gate Support Plate
4	G11124	40	Hex Serrated Flange Cap Screw, 3/8"-16 x 1"
5	G10108	4	Lock Nut, 3/8"-16
6	G10636	14	Carriage Bolt, 1/2"-13 x 1 1/2"
7	G10111	14	Lock Nut, 1/2"-13
8	G6801-08 GR1037	2	Elbow W/O-Ring, 90°, 3/4"-16 Male JIC To O-Ring O-Ring
9	GA9705	2	Restrictor Elbow
10	GA16188	1	Lower Axle Cover
11	GA16614	1	Front Axle Cover
12	GA16615	1	Rear Axle Cover
13	GA16616	1	Top Axle Cover
14	G11409	4	Hex Serrated Flanged Cap Screw, 1/4"-20 x 1"
15	G10110	4	Lock Nut, 1/4"-20, Grade B
16	---	-	---
17	G10004	4	Hex Head Cap Screw, 3/8"-16 x 1 1/4"
18	GD14671 G11415	2 4	U-Bolt, 3" x 3" x 5/8"-11 Serrated Flange Nut, 5/8"-11

(IP1414-2)



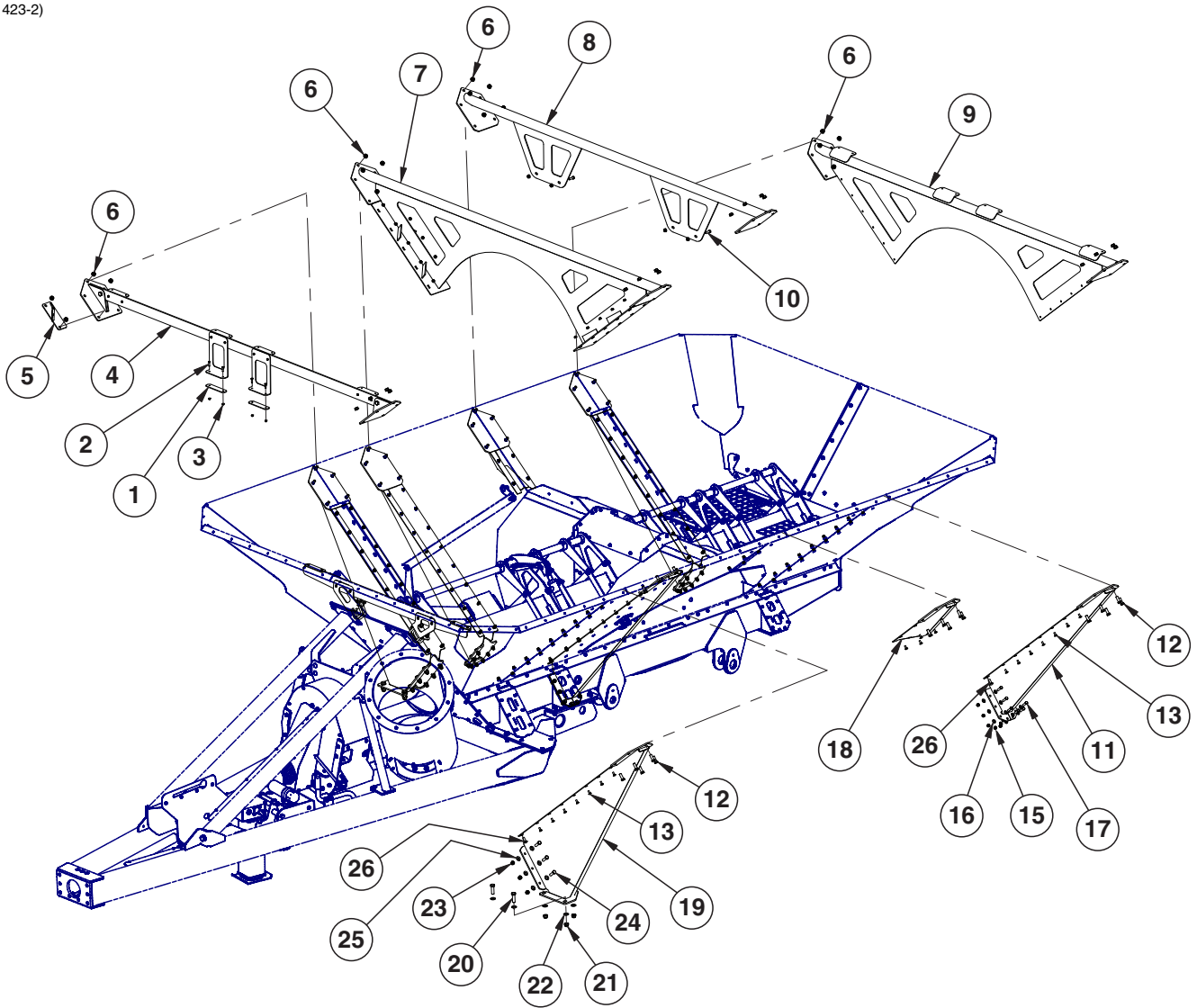
ITEM	PART NO.	QTY.	DESCRIPTION
1	GA16938	1	Front Tunnel
2	GA16911	1	Front Rear Door
3	GA17038	1	Mid Front Flow Gate
4	GA16912	1	Front Rear Door (Opposite Side)
5	GA17039	1	Mid Front Flow Gate (Opposite Side)
6	G10108	17	Lock Nut, 3/8"-16
7	GA16318	2	Crank Tube Support
8	GA20093	1	Front Torque Tube (1500)
9	GD23672	14	Door Linkage Plate
10	GA16319	7	Crank Arm
11	GA17242	1	Cylinder Crank Arm
12	GA17237	1	See "Hydraulic Flow Gate Cylinder" on page P138
13	GD23679	1	Locating Ring, 2"
14	GA16625	1	Sight Gauge Link
15	GD23979	1	Tube Cover Plate
16	G10107	27	Lock Nut, 5/8"-11
17	G11391	54	Flat Washer, 5/8" SAE
18	GB0218	16	Bushing, 2 ¹ / ₃₂ " I.D. x 7/8" O.D. x 1 ⁹ / ₃₂ " Long
19	G10008	27	Hex Head Cap Screw, 5/8"-11 x 2"
20	GB0654	7	Bushing
21	GB0672	4	Bushing
22	G10809	17	Hex Head Cap Screw, 3/8"-16 x 3/4"
23	G11394	4	Flat Washer, 1" SAE
24	GR0962	1	Pin, 1" x 3 ³ / ₈ "
25	GR0193	4	Hair Pin Clip
26	GA17169	1	Front Door Panel
27	GA17170	1	Front Door Panel (Opposite Side)
28	GA17076	1	Tube Support
29	G11509	2	Hex Head Cap Screw, 5/8"-11 x 4 ¹ / ₂ ", Grade 8
30	G11510	2	Locknut, 5/8"-11, Grade 8
31	GR0375	1	Pin, 1" x 3 ¹ / ₂ "
32	GD24118	1	Indicator Actuator
33	GA16624	1	Sight Gauge Link
34	GD25306	1	Clamp Collar, 2"

(A17048)



ITEM	PART NO.	QTY.	DESCRIPTION
1	GA16772	1	Rear Flow Gate
2	GA16773	1	Rear Flow Gate (Opposite Side)
3	GA16939	1	Rear Tunnel
4	GA16653	1	Front Flow Gate Door
5	GA16652	1	Front Flow Gate Door (Opposite Side)
6	GA17036	1	Mid Flow Gate
7	GA17037	1	Mid Flow Gate (Opposite Side)
8	G10108	21	Lock Nut, 3/8"-16
9	GA16318	3	Crank Tube Support
10	GA20094	1	Rear Torque Tube (1500)
11	GD23672	12	Door Linkage Plate
12	GA16319	6	Crank Arm
13	GD23679	1	Locating Ring, 2"
14	GA18554	2	Rear Safety Grate
15	G10107	30	Lock Nut, 5/8"-11
16	G11391	46	Flat Washer, 5/8" SAE
17	GB0218	12	Bushing, 2 1/32" I.D. x 7/8" O.D. x 1 9/32" Long
18	G10008	30	Hex Head Cap Screw, 5/8"-11 x 2"
19	GB0654	6	Bushing
20	GB0672	6	Bushing
21	G10809	13	Hex Head Cap Screw, 3/8"-16 x 3 1/4"
22	GA17242	1	Cylinder Crank Arm
23	GA17237	1	See "Hydraulic Flow Gate Cylinder" on page P138
24	G11394	4	Flat Washer, 1" SAE
25	GR0375	1	Pin, 1" x 3 1/2"
26	GR0962	1	Pin, 1" x 3 3/8"
27	GR0193	4	Hair Pin Clip
28	G11509	2	Hex Head Cap Screw, 5/8"-11 x 4 1/2", Grade 8
29	G11510	2	Locknut, 5/8"-11, Grade 8
30	GD24011	2	L.H. Safety Screen Bracket
31	GD24014	2	R.H. Safety Screen Bracket
32	G11387	8	Flat Washer, 3/8" SAE
33	GD23979	1	Tube Cover Plate
34	G10003	8	Hex Head Cap Screw, 3/8"-16 x 1 1/2"
35	GD25306	1	Clamp Collar, 2"

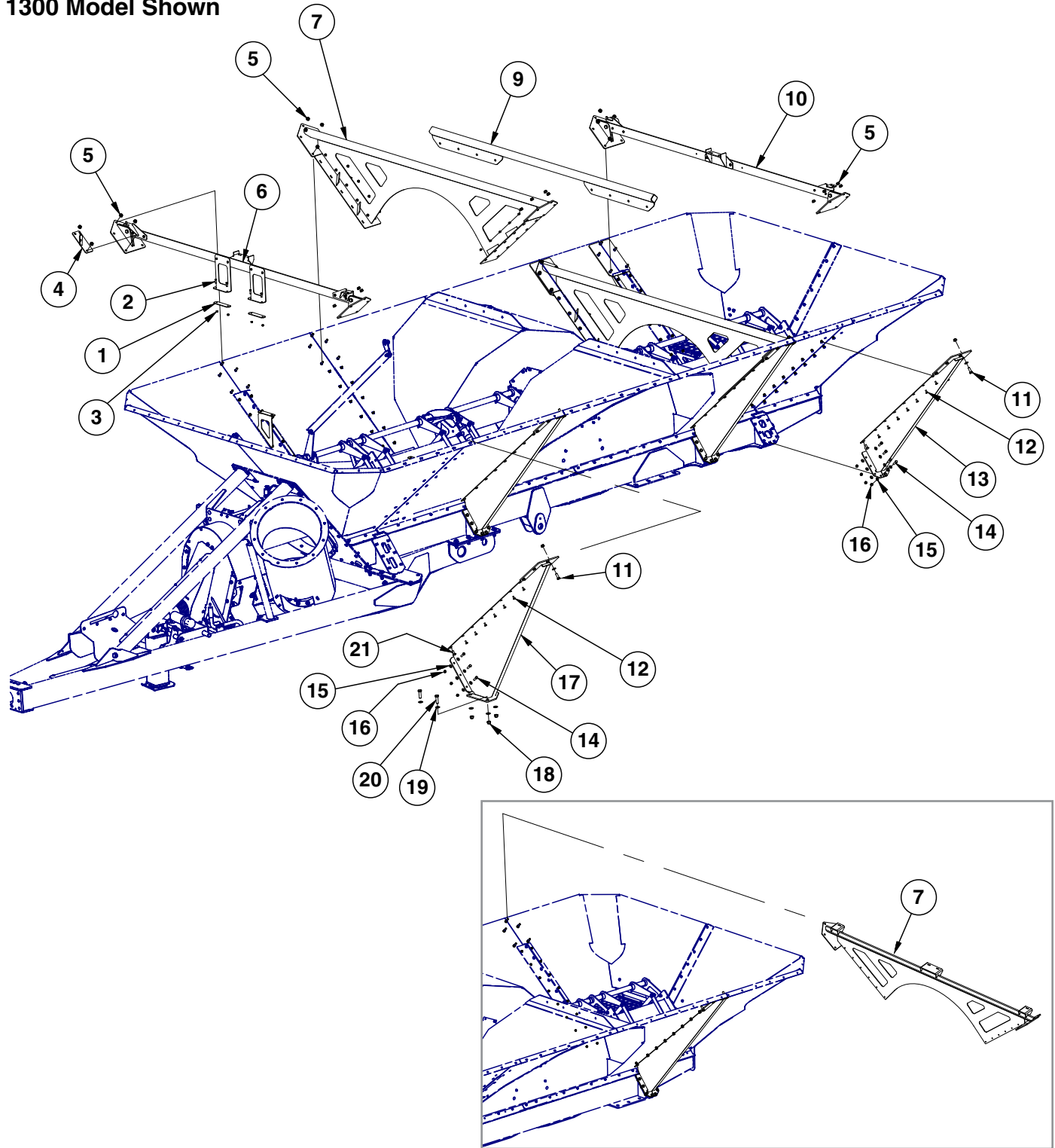
(IP1423-2)



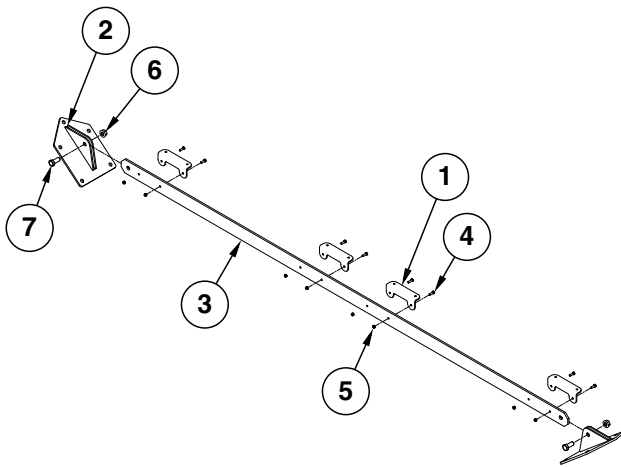
ITEM	PART NO.	QTY.	DESCRIPTION
1	GD24063	2	Upper Screen Clamp Plate
2	G10171	4	Hex Head Cap Screw, 5/16"-18 x 1 1/4"
3	G10109	4	Lock Nut, 5/16"-18, Grade 8
4	---	1	See "Cross Brace Assemblies (2012 Production)" on page P91
5	GA16246	1	Stiffener Plate
6	G11415	40	Serrated Flange Nut, 5/8"-11
7	GA16727	1	Tank Brace
8	GA17108	1	Wheel Well Truss
9	GA17072	1	Tank Brace
10	G10017	4	Hex Head Cap Screw, 1/2"-13 x 1 1/2"
	G10071	4	Serrated Flange Nut, 1/2"-13
11	GA16710	4	Side Stake
12	G10005	40	Hex Head Cap Screw, 5/8"-11 x 1 3/4"
13	G10305	88	Carriage Bolt, 3/8"-16 x 1"
	G11091	88	Serrated Flange Nut, 3/8"-16
15	G10111	32	Lock Nut, 1/2"-13
16	G11389	64	Flat Washer, 1/2" Plated SAE
17	G10039	32	Hex Head Cap Screw, 1/2"-13 x 1 3/4"
18	GA17107	2	Mid-Side Stake
19	GA16709	1	Front Side Stake, L.H. (Shown)
	GA16278	1	Front Side Stake, R.H.
20	G10027	6	Hex Head Cap Screw, 3/4"-10 x 2 1/2"
21	G10112	6	Lock Nut, 3/4"-10
22	G11392	12	Flat Washer, 3/4" SAE
23	G10107	12	Lock Nut, 5/8"-11
24	G10008	12	Hex Head Cap Screw, 5/8"-11 x 2"
25	G11391	24	Flat Washer, 5/8" SAE
26	G10636	12	Carriage Bolt, 1/2"-13 x 1 1/2"

(IP1397-2)

1300 Model Shown

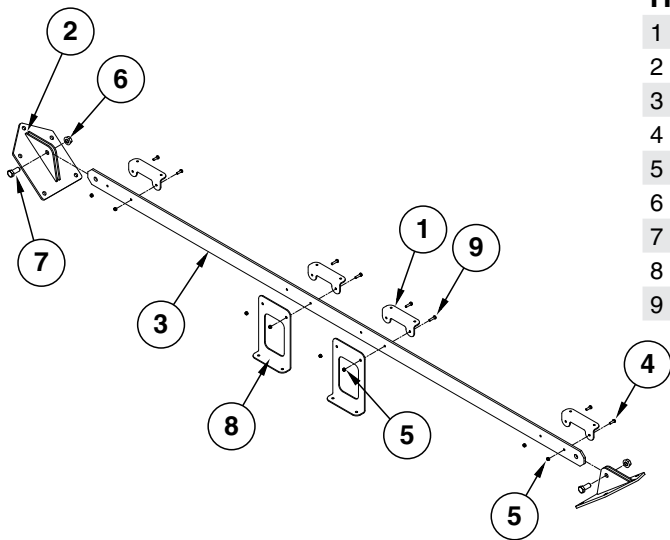


ITEM	PART NO.	QTY.	DESCRIPTION
1	GD24063	2	Upper Screen Clamp Plate
2	G10004	4	Hex Head Cap Screw, 3/8"-16 x 1 1/4"
3	G10108	4	Lock Nut, 3/8"-16
4	GA16246	1	Stiffener Plate
5	G11415	48	Serrated Flange Nut, 5/8"-11
6	---	1	See "Cross Brace Assemblies (2012 Production)" on page P91 See "Cross Brace Assemblies (2013 Production)" on page P92
7	GA16727	2	Tank Brace (1100/1300/1500)
	GA18757	-	Tank Brace (1100 Flotation/Track/Row Crop; 1500 Track)
	GA17072	-	Tank Brace (1100/1500) (2012 Production)
9	GA17061	1	Wheel Well Truss (Flotation/Row Crop)
	GA17062	-	Wheel Well Truss (Track) (2012 Production)
	GA18755	-	Wheel Well Truss (Track) (2013 Production and On)
10	---	1	See "Cross Brace Assemblies (2012 Production)" on page P91 See "Cross Brace Assemblies (2013 Production)" on page P92
11	G10005	-	Hex Head Cap Screw, 5/8"-11 x 1 3/4"
	G11391	-	Flat Washer, 5/8" SAE
	G11415	-	Serrated Flange Nut, 5/8"-11
12	G10599	112	Carriage Bolt, 3/8"-16 x 1 1/4"
	G11091	112	Serrated Flange Nut, 3/8"-16
13	GA16710	6	Side Stake
14	G10039	60	Hex Head Cap Screw, 1/2"-13 x 1 3/4"
15	G11389	120	Flat Washer, 1/2" Plated SAE
16	G10111	60	Lock Nut, 1/2"-13
17	GA16278	1	Front Side Stake, R.H.
	GA16709	1	Front Side Stake, L.H. (Shown)
18	G10112	6	Lock Nut, 3/4"-10
19	G11392	12	Flat Washer, 3/4" SAE
20	G10027	6	Hex Head Cap Screw, 3/4"-10 x 2 1/2"
21	G10017	16	Hex Head Cap Screw, 1/2"-13 x 1 1/2"
	G11389	16	Flat Washer, 1/2" Plated SAE
	G10111	16	Lock Nut, 1/2"-13



Rear

ITEM	PART NO.	QTY.	DESCRIPTION
1	GD24062	4	Upper Screen Framed Bracket
2	GA14773	2	Cross Brace
3	GD23533	1	Brace Side Support
4	G10019	8	Hex Head Cap Screw, 5/16"-18 x 1"
5	G10109	8	Lock Nut, 5/16"-18, Grade 8
6	G11314	2	Serrated Flange Nut, 3/4"-10
7	G11042	2	Hex Head Cap Screw, 3/4"-10 x 1 3/4"



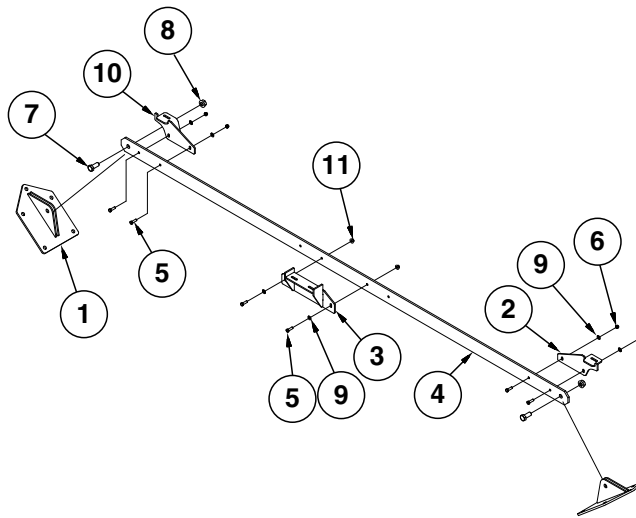
Front

ITEM	PART NO.	QTY.	DESCRIPTION
1	GD24062	4	Upper Screen Framed Bracket
2	GA14773	2	Cross Brace
3	GD23533	1	Brace Side Support
4	G10019	4	Hex Head Cap Screw, 5/16"-18 x 1"
5	G10109	8	Lock Nut, 5/16"-18, Grade 8
6	G11314	2	Serrated Flange Nut, 3/4"-10
7	G11042	2	Hex Head Cap Screw, 3/4"-10 x 1 3/4"
8	GD24246	2	Screen Mount Bracket
9	G10171	4	Hex Head Cap Screw, 5/16"-18 x 1 1/4"

2012 Production

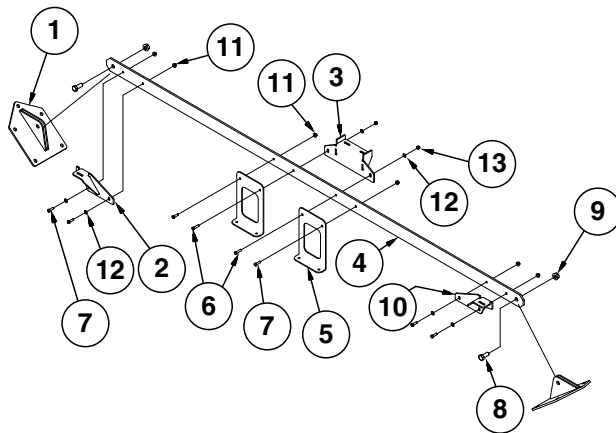
Safety Screen Support Bracket Update Kits

- Model 900 G1K556
- Model 1100 (Row Crop and Flotation) G1K557
- Model 1100 (Track) G1K558
- Model 1300 (Row Crop and Flotation) G1K559
- Model 1300 (Track) G1K560
- Model 1500 (Track) G1K561



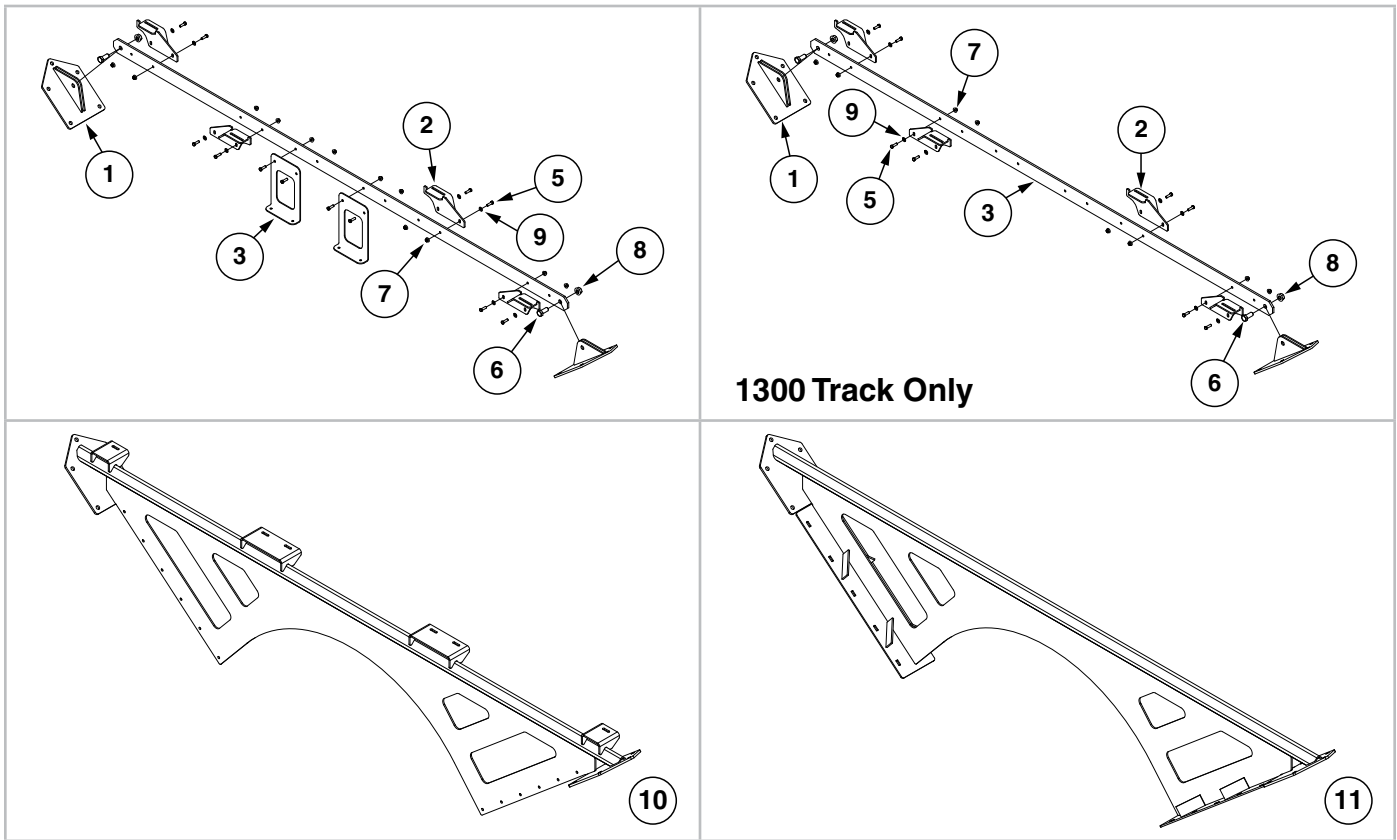
Rear

ITEM	PART NO.	QTY.	DESCRIPTION
1	GA14773	2	Cross Brace
2	GA18744	1	Screen Bracket
3	GA18748	1	Screen Bracket
4	GD23533	1	Brace Side Support
5	G10004	6	Hex Head Cap Screw, 3/8"-16 x 1 1/4"
6	G10108	4	Lock Nut, 3/8"-16
7	G11042	2	Hex Head Cap Screw, 3/4"-10 x 1 3/4"
8	G11314	2	Serrated Flange Nut, 3/4"-10
9	G11387	6	Flat Washer, 3/8" SAE
10	GA18805	1	Screen Bracket
11	G11091	2	Serrated Flange Nut, 3/8"-16



Front

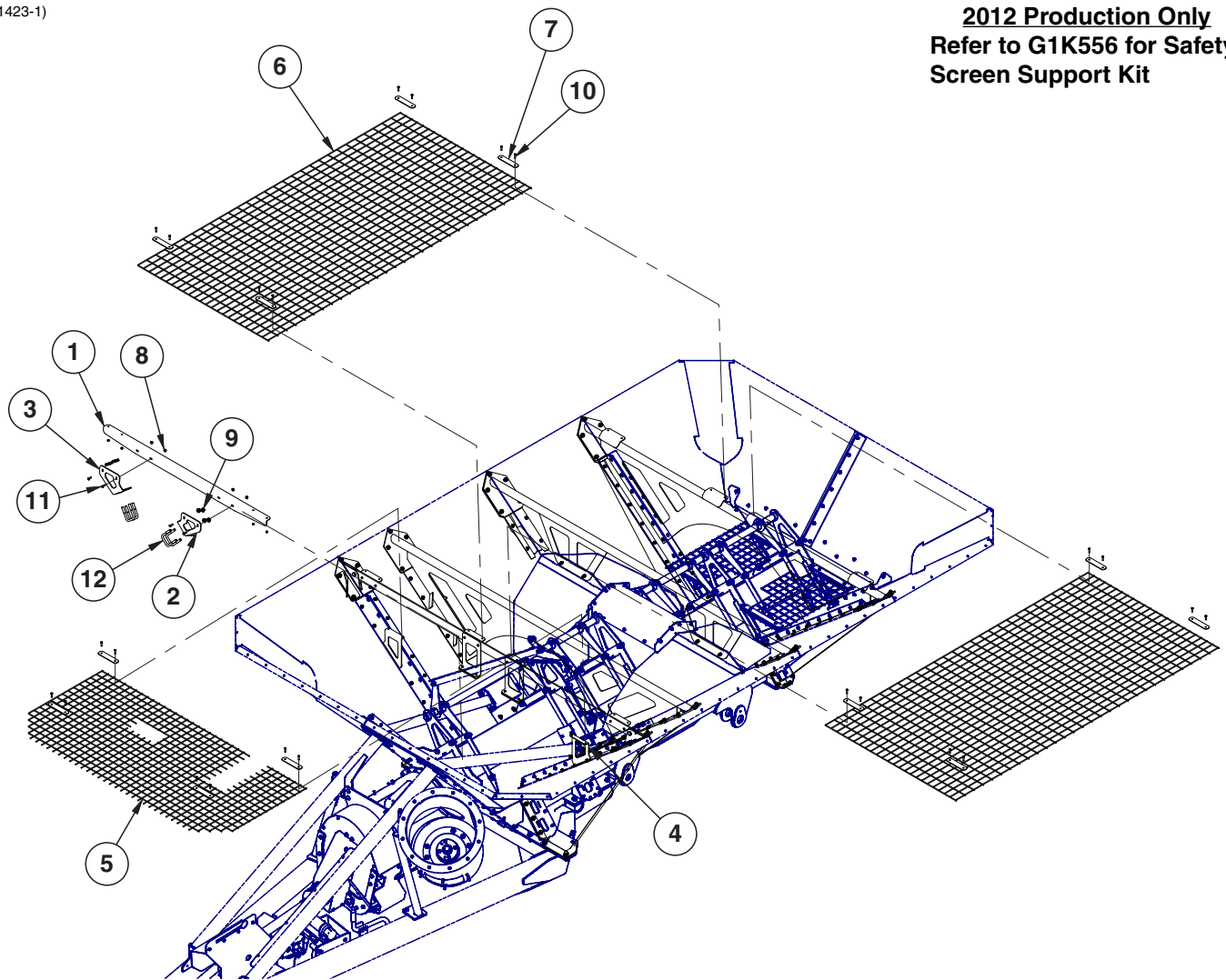
ITEM	PART NO.	QTY.	DESCRIPTION
1	GA14773	2	Cross Brace
2	GA18744	1	Screen Bracket
3	GA18748	1	Screen Bracket
4	GD23533	1	Brace Side Support
5	GD24246	2	Brace Side Support
6	G10003	2	Hex Head Cap Screw, 3/8"-16 x 1 1/2"
7	G10004	6	Hex Head Cap Screw, 3/8"-16 x 1 1/4"
8	G11042	2	Hex Head Cap Screw, 3/4"-10 x 1 3/4"
9	G11314	2	Serrated Flange Nut, 3/4"-10
10	GA18805	1	Screen Bracket
11	G11091	6	Serrated Flange Nut, 3/8"-16
12	G11387	6	Flat Washer, 3/8" SAE
13	G10108	2	Lock Nut, 3/8"-16



ITEM	PART NO.	QTY.	DESCRIPTION
1	GA14773	-	Cross Brace
2	GA19747	-	Screen Bracket
3	GD24246	-	Screen Mount Bracket
4	GD28198	-	Side Support Brace
5	G10004	-	Hex Head Cap Screw, 3/8"-16 x 1 1/4"
6	G11042	-	Hex Head Cap Screw, 3/4"-10 x 1 3/4"
7	G11091	-	Serrated Flange Nut, 3/8"-16
8	G11314	-	Serrated Flange Nut, 3/4"-10
9	G11387	-	Flat Washer, 3/8" SAE
10	GA19742	-	Tub Brace
11	GA16727	-	Tub Brace, 1300

(IP1423-1)

2012 Production Only
Refer to G1K556 for Safety
Screen Support Kit



ITEM	PART NO.	QTY.	DESCRIPTION
1	GD24242	1	Front Screen Bracket Bar
2	GD24975	1	L.H. Front Screen Brace
3	GD24976	1	R.H. Front Screen Brace
4	GD24245	2	Rear Screen Brace
5	GD24390	1	Front Safety Screen
6	GD24905	2	Safety Screen
7	GD24063	12	Upper Screen Clamp Plate
8	G11091	4	Serrated Flange Nut, 3/8"-16
9	G11415	8	Serrated Flange Nut, 5/8"-11
10	G10171	24	Hex Head Cap Screw, 5/16"-18 x 1 1/4"
	G10109	24	Lock Nut, 5/16"-18
11	G10001	4	Hex Head Cap Screw, 3/8"-16 x 1"
12	GD14671	4	U-Bolt, 3" x 3" x 5/8"-11

(IP1397-1)

1300 Model Shown

2012 Production Only

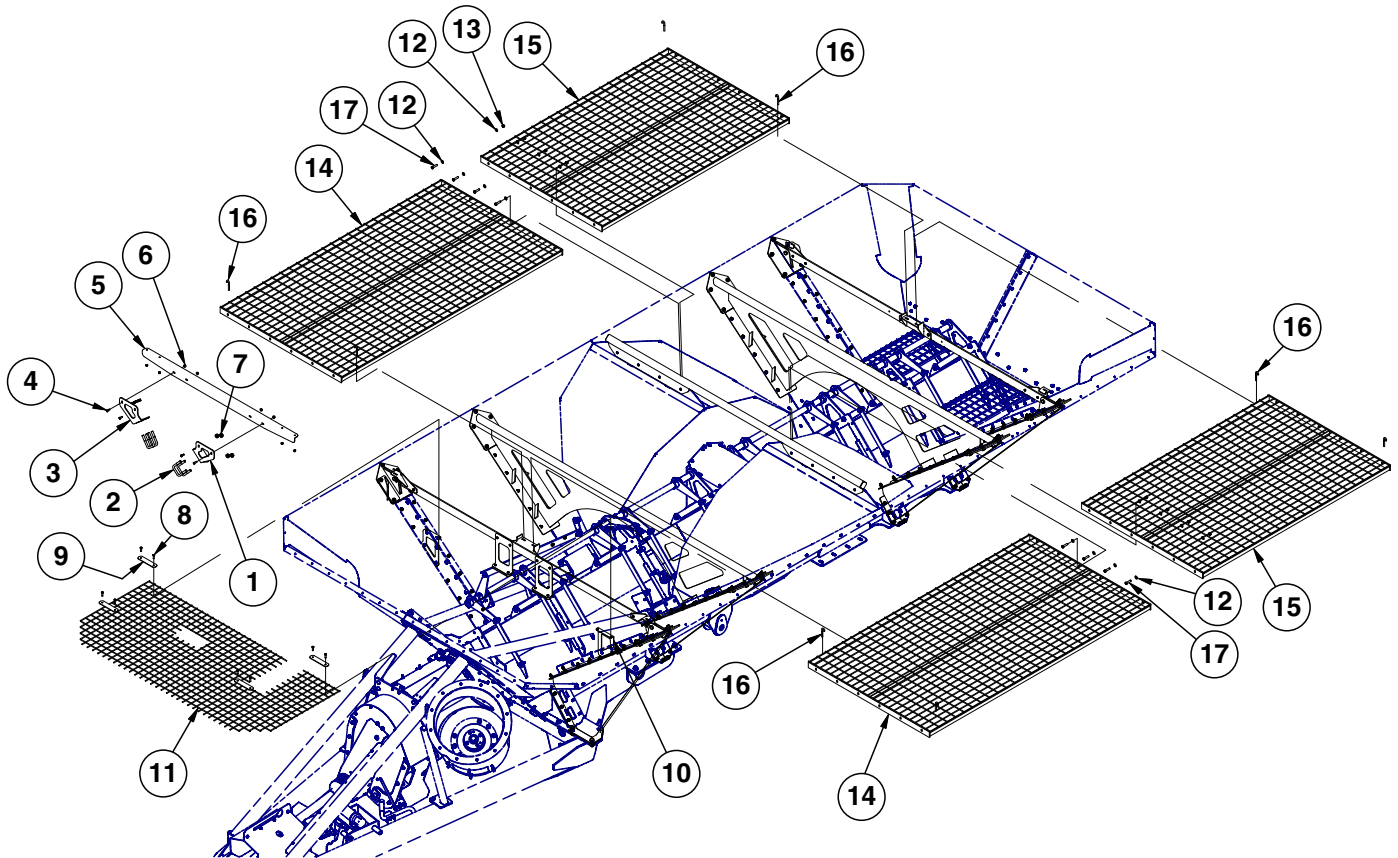
Safety Screen Support Kits

G1K557 (Model 1100 Row Crop and Flotation)

G1K558 (Model 1100 Track)

G1K559 (Model 1300 Row Crop and Flotation)

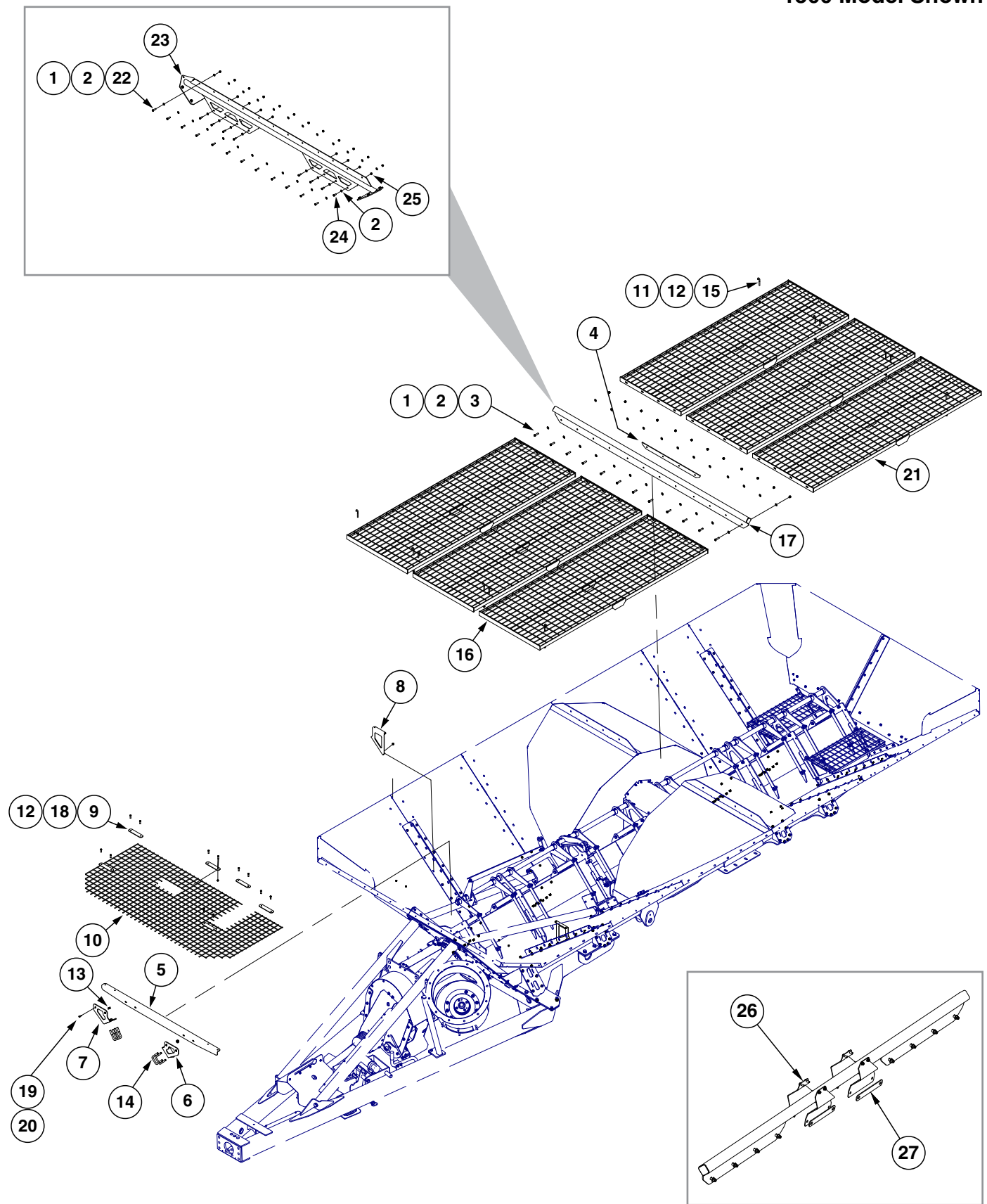
G1K560 (Model 1300 Track)



ITEM	PART NO.	QTY.	DESCRIPTION
1	GD24975	1	L.H. Front Screen Brace
2	GD14671	4	U-Bolt, 3" x 3" x 5/8"-11
3	GD24976	1	R.H. Front Screen Brace
4	G10001	4	Hex Head Cap Screw, 3/8"-16 x 1"
5	GD24242	1	Front Screen Bracket Bar
6	G11091	4	Serrated Flange Nut, 3/8"-16
7	G11415	8	Serrated Flange Nut, 5/8"-11
8	G10004	12	Hex Head Cap Screw, 3/8"-16 x 1 1/4"
	G10108	12	Lock Nut, 3/8"-16
9	GD24063	6	Upper Screen Clamp Plate
10	GD24245	2	Rear Screen Brace
11	GD24390	1	Front Safety Screen (1300/1500)
	GA17245	-	Front Safety Screen (1100)
12	G11389	16	Flat Washer, 1/2" Plated SAE
13	G10111	8	Lock Nut, 1/2"-13
14	GA18510	2	Front Screen, 1100
	GA18747	-	Front Screen, 1300 (Shown)
	GA18743	-	Front Screen, 1500
15	GA18742	2	Rear Screen, 1100
	GA18746	-	Rear Screen, 1300 (Shown)
	GA18745	-	Rear Screen, 1500
16	GD26963	8	J-Bolt, 3/8"-16 x 3 3/4"
	G11387	8	Flat Washer, 3/8" SAE
	G10108	8	Lock Nut, 3/8"-16
17	G10016	8	Hex Head Cap Screw, 1/2"-13 x 2"

(TP1256)

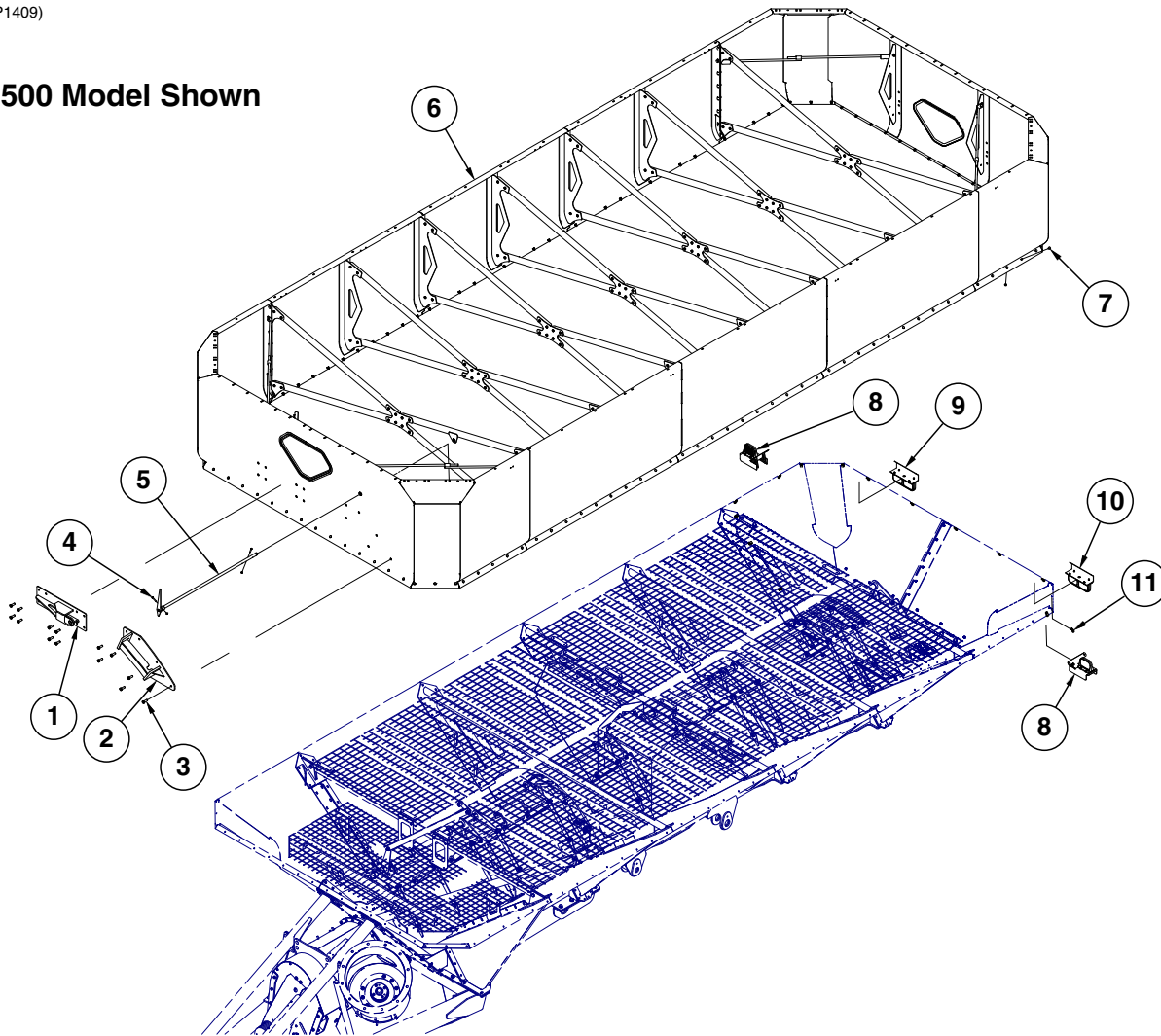
1300 Model Shown



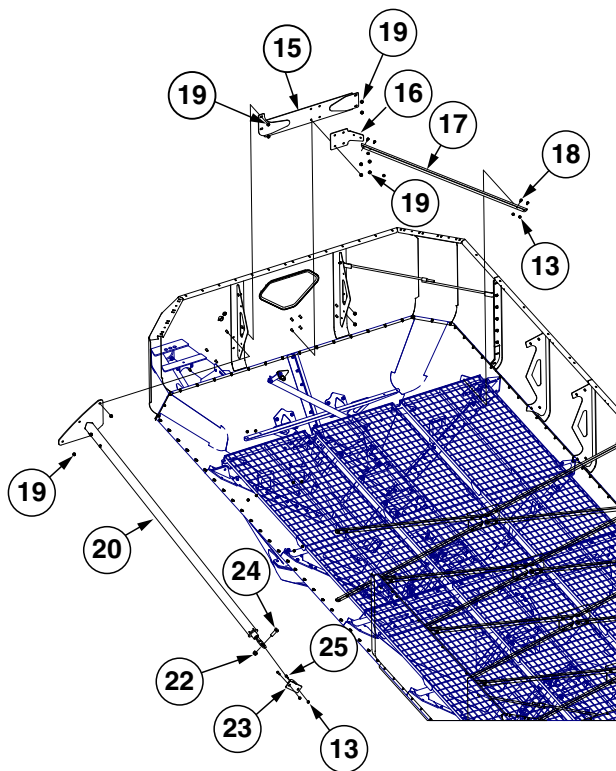
ITEM	PART NO.	QTY.	DESCRIPTION
1	G10111	-	Lock Nut, 1/2"-13
2	G11389	-	Flat Washer, 1/2" Plated SAE
3	G10016	-	Hex Head Cap Screw, 1/2"-13 x 2"
4	GD28192	-	Flanged Wheel Well Truss
5	GD24242	-	Front Screen Bracket Bar
6	GD24975	1	L.H. Front Screen Brace
7	GD24976	1	R.H. Front Screen Brace
8	GD24245	2	Rear Screen Brace
9	GD24063	6	Upper Screen Clamp Plate
10	GD24390	1	Front Safety Screen (1300/1500)
	GA17245	-	Front Safety Screen (1100)
11	G11387	-	Flat Washer, 3/8" SAE
12	G10108	-	Lock Nut, 3/8"-16
13	G11415	-	Serrated Flange Nut, 5/8"-11
14	GD14671	-	U-Bolt, 3" x 3" x 5/8"-11
15	GD26963	-	J-Bolt, 3/8"-16 x 3 3/4"
16	GA19744	3	Screen, 1300
	GA19749	3	Front Screen, 1100
	GA19741	3	Screen, 1500
17	GA19740	1	Wheel Well Truss
18	G10004	-	Hex Head Cap Screw, 3/8"-16 x 1 1/4"
19	G11091	-	Serrated Flange Nut, 3/8"-16
20	G10001	-	Hex Head Cap Screw, 3/8"-16 x 1"
21	GA19744	3	Screen, 1300
	GA19750	3	Rear Screen, 1100
	GA19741	3	Screen, 1500
22	G10039	-	Hex Head Cap Screw, 1/2"-13 x 1 3/4"
23	GA19746	1	Track Well Truss
24	G10037	-	Hex Head Cap Screw, 1/2"-13 X 1 1/4"
25	G10071	-	Serrated Flange Nut, 1/2"-13
26	GD28177	4	Center Screen Support
27	GD28178	4	Center Screen Support Spacer

(IP1409)

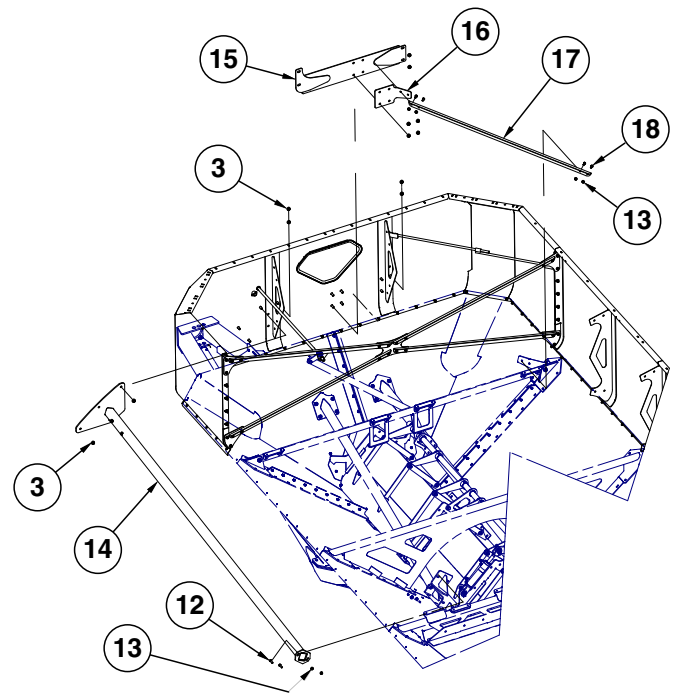
1500 Model Shown



ITEM	PART NO.	QTY.	DESCRIPTION
1	GA16018	1	Auger Cylinder Mount
	GD24413	-	Spring Bushing
2	GA16026	1	Auger Rotate Mount
3	G10005	14	Hex Head Cap Screw, 5/8"-11 x 1 3/4"
	G11415	14	Serrated Flange Nut, 5/8"-11
4	G10041	2	Hex Head Cap Screw, 5/16"-18 x 2"
	GD24951	1	Locking Sleeve
	G10109	2	Lock Nut, 5/16"-18
5	GA16694	1	Flow Gate Indicator
6	---	1	See "Upper Tank Side Panels and Bracing (900)" on page P101 See "Upper Tank Side Panels and Bracing (1100/1300/1500)" on page P103
7	G10599	101-120	Carriage Bolt, 3/8"-16 x 1 1/4"
	G11091	120	Serrated Flange Nut, 3/8"-16
8	---	2	See "Safety/Warning Lights" on page P153
9	---	1	See "Safety/Warning Lights" on page P153
10	---	1	See "Safety/Warning Lights" on page P153
11	GD13348	15	Insulated Clamp, 1 1/16"

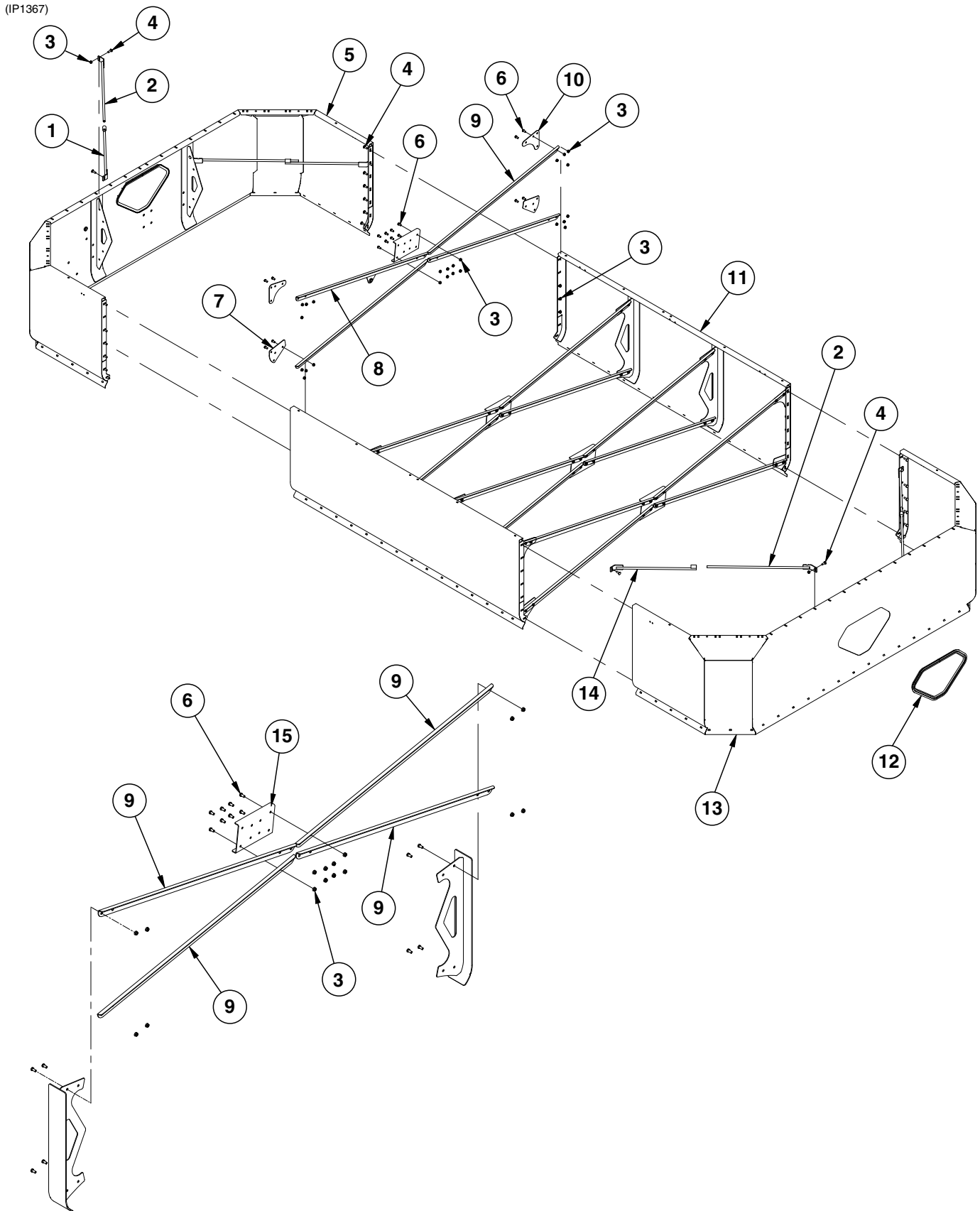


2015 Production



2012-2014 Production

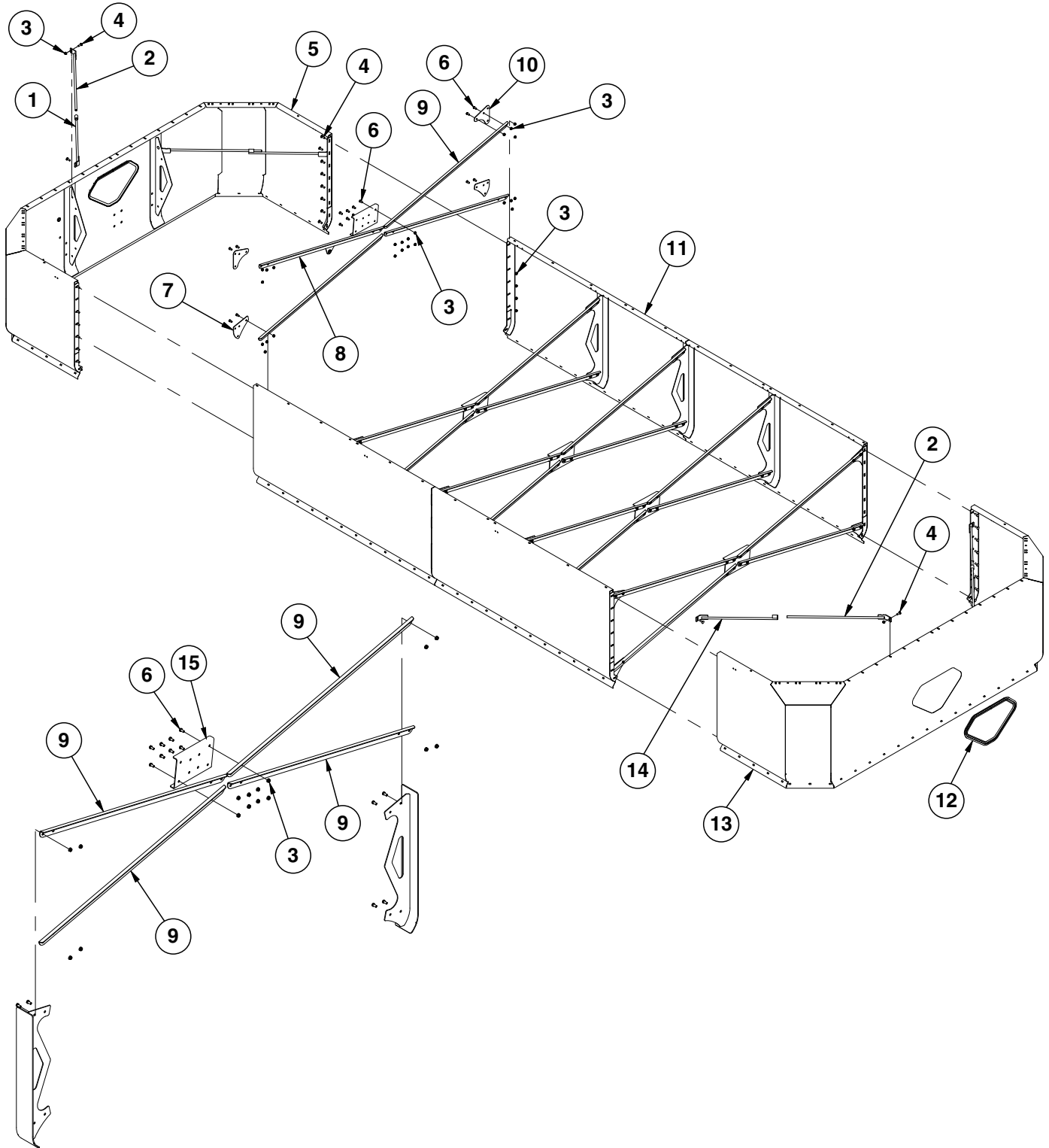
ITEM	PART NO.	QTY.	DESCRIPTION
12	G10636	2	Carriage Bolt, 1/2"-13 x 1 1/2"
13	G10071	6	Serrated Flange Nut, 1/2"-13
14	GA16647	1	Inner Auger Support (900)
	GA16647	-	Inner Auger Support (1100)
	GA16175	-	Inner Auger Support (1300)
	GA16813	-	Inner Auger Support (1500) (Shown)
15	GA16718	1	Stiffener Plate
16	GD23896	1	Vertical Auger Stiffener Plate
17	GD23897	1	Auger Brace Strap
18	G10014	4	Hex Head Cap Screw, 1/2"-13 x 1"
19	G11415	14	Serrated Flange Nut, 5/8"-11
20	GA21661	1	Upper Tub Truss Support Assembly (1100)
	GA21667	1	Upper Tub Truss Support Assembly (1300)
	GA21666	1	Upper Tub Truss Support Assembly (1500)
	GA20224	1	Ball Joint Assembly
21	---	-	---
22	G10396	1	Lock Nut, 1"-8
23	GA21006	1	Pivot Bracket (1100)
	GA20225	1	Pivot Bracket (1300)
	GA20230	1	Pivot Bracket (1500)
24	G10119	1	Hex Head Cap Screw, 1"-8 x 3"
25	G10017	2	Hex Head Cap Screw, 1/2"-13 x 1 1/2"



ITEM	PART NO.	QTY.	DESCRIPTION
1	GA16155	2	Corner Brace
2	GA16156	4	Panel Brace
3	G10071	96	Serrated Flange Nut, ½"-13
4	G10636	32	Carriage Bolt, ½"-13 x 1½"
5	GA16434	1	Front Upper Tank
6	G10014	64	Hex Head Cap Screw, ½"-13 x 1"
7	GD23816	4	Lower Cross Plate
8	GA16996	1	Flow Gate Indicator Support
9	GD23295	15	Cross Brace Strap
10	GD23815	4	Upper Cross Plate
11	GA16432	2	Upper Side
12	GA15624	2	Window
	G10149	11	Slotted Hex Non-Serrated Flange Tapping Screw, 8-18 x ½"
13	GA16438	1	Rear Upper Tank
14	GA15638	2	Rear Side Brace
15	GD26683	4	Center Cross Plate

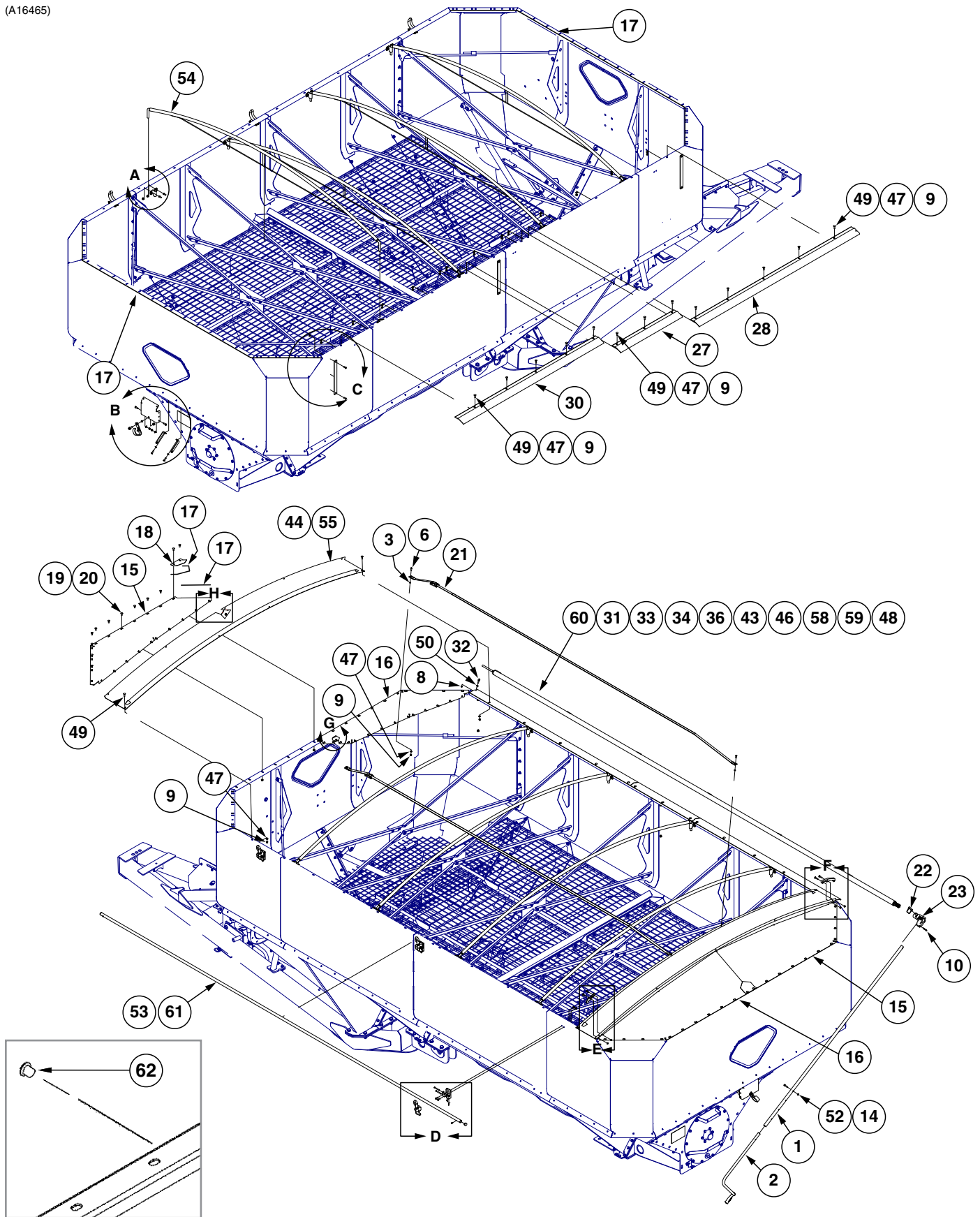
(IP1395)

1300 Model Shown

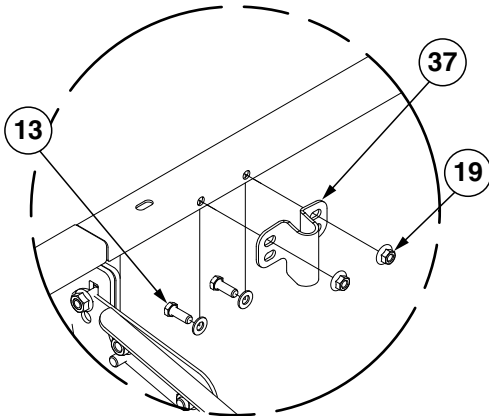


ITEM	PART NO.	QTY.	DESCRIPTION
1	GA16155	2	Corner Brace
2	GA16156	4	Panel Brace
3	G10071	116-148	Serrated Flange Nut, ½"-13
4	G10636	36	Carriage Bolt, ½"-13 x 1½"
5	GA16015	1	Front Upper Tank
6	G10014	80-112	Hex Head Cap Screw, ½"-13 x 1"
7	GD23297	4	Lower Cross Plate
8	GA16996	1	Flow Gate Indicator Support
9	GD23295	19-27	Cross Brace Strap
10	GD23296	4	Upper Cross Plate
11	GA16358	2	Upper Side (1100)
	GA16012	2	Upper Side (1300) (Shown)
	GA16443	2	Upper Side (1500)
12	GA15624	2	Window
13	GA16016	1	Rear Upper Tank
14	GA15638	2	Rear Side Brace
15	GD26682	5	Center Cross Plate

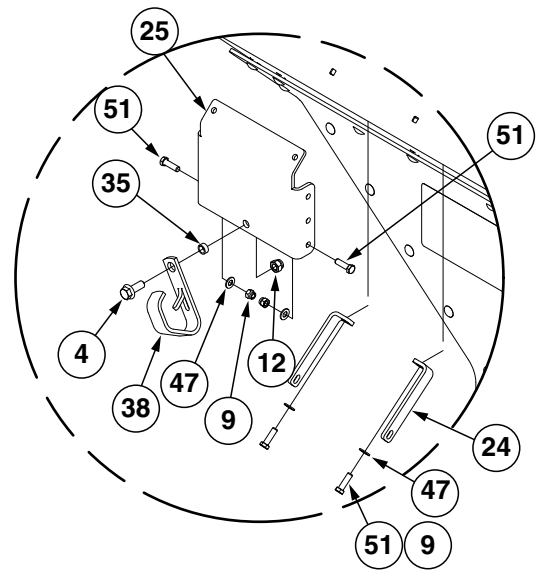
(A16465)



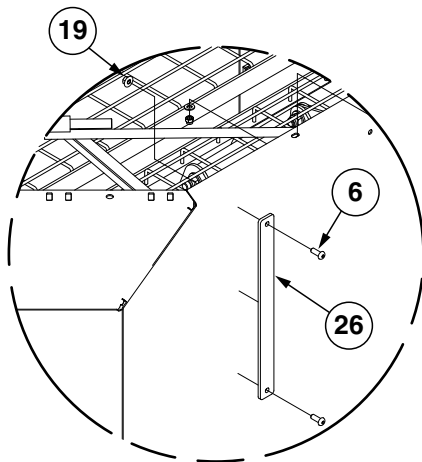
(A16465a)



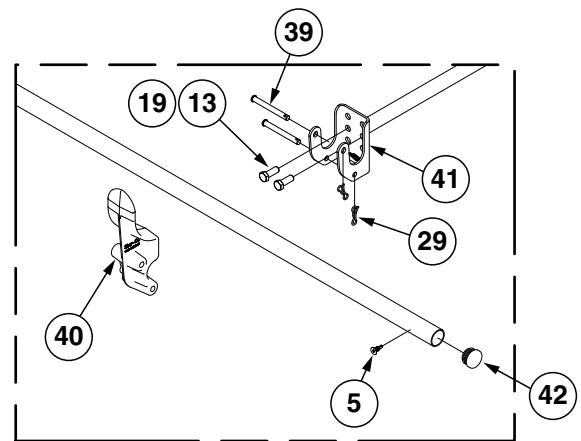
Detail A (8 Places)



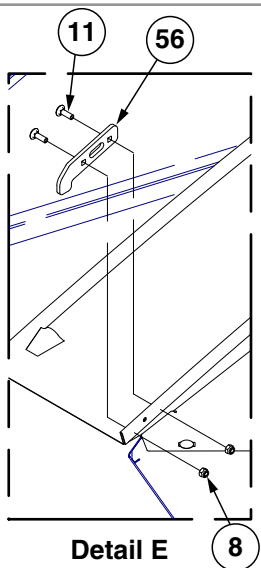
Detail B



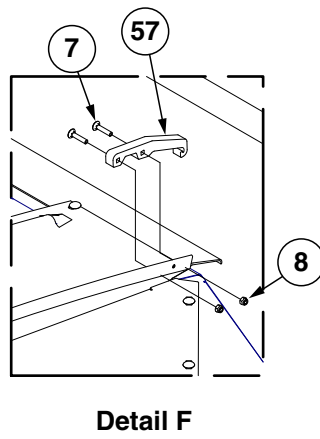
Detail C (3 Places)



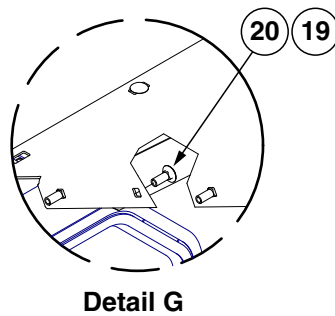
Detail D



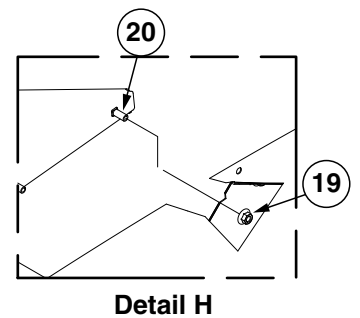
Detail E



Detail F



Detail G

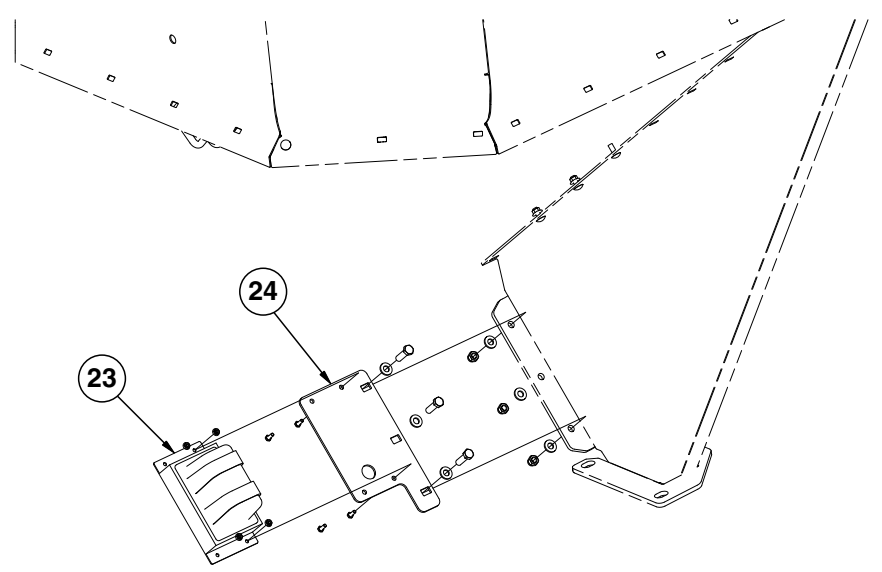
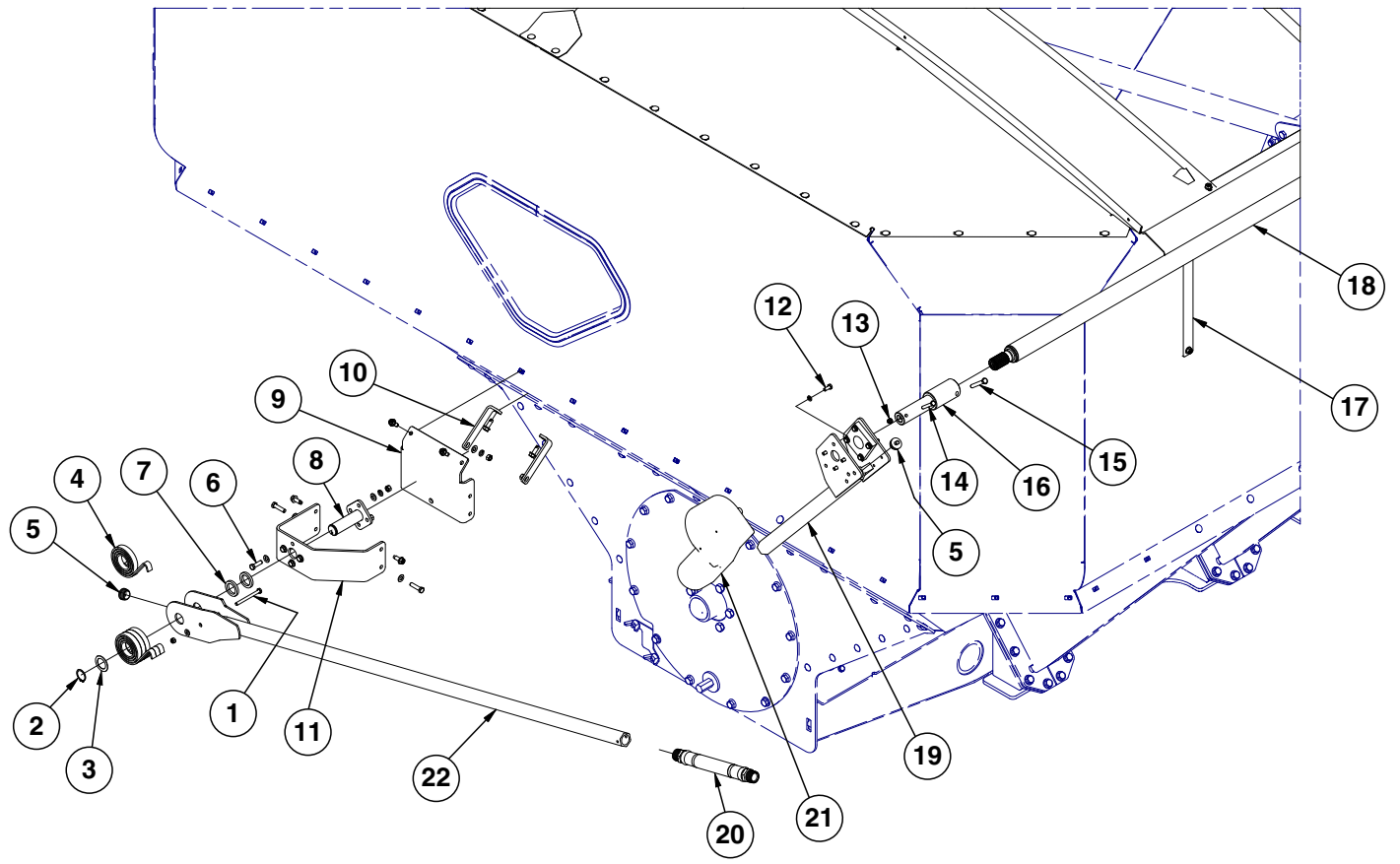


Detail H

ITEM	PART NO.	QTY.	DESCRIPTION
1	GA21314	1	Upper Crank Pipe, Long
2	GA21313	1	Crank Arm, Short
3	GD19169	4	Anchor Bushing
4	G11724	1	Hex Non-Serrated Flange Cap Screw, 1/2"-13 x 1 1/4", Grade 5
5	G11723	2	Phillips Flat Head Tapping Screw, 1/4"-14 x 3/4"
6	G11721	10	Hex Button Head Cap Screw, 3/8"-16 x 1"
7	G11299	2	Lock Washer, 3/8"
8	G11182	5	Lock Nut W/Nylon Insert, 5/16"-18
9	G10901	23	Lock Nut, 3/8"-16
10	G10610	1	Spring Pin, 3/8" x 2
11	G10303	2	Carriage Bolt, 5/16"-18 x 1"
12	G10111	1	Lock Nut, 1/2"-13
13	G10001	22	Hex Head Cap Screw, 3/8"-16 x 1"
14	G10047	1	Hex Head Cap Screw, 3/8"-16 x 1 3/4"
15	GA16357	2	Tarp End Cap
16	GA16356	2	Tarp End Cap
17	GD25077-01	2	Foam Strip
18	GD23515	2	End Cap Filler
19	G11091	116	Serrated Flange Nut, 3/8"-16
20	G10305	88	Carriage Bolt, 3/8"-16 x 1"
21	GA13443	2	Ridge Strap
22	GA13345	1	Universal Joint Clip
23	GA13344	1	Universal Joint Crank
24	GD27082	2	Crank Support Bar
25	GD27081	1	Crank Retainer Bracket
26	GD23852	3	Roll Tube Deflector
27	GD23849	1	Latch Plate, 37" (1100)
	GD23850	1	Latch Plate, 77" (1300)
	GD23851	2	Latch Plate, 56" (1500)
28	GD23848	1	Front Latch Plate, 96"
29	GD20596	6	Bow Tie Cotter Pin, 1 3/8"
30	GD23847	1	Rear Latch Plate, 84"
31	GD19171	1	Cord Protector
32	GD19067	1	Eye Bolt, 5/16"-18 x 1"
33	GD19068	6	Phillips Pan Head Self-Tapping Screw, 1/4" x 3/4"
34	GD18990	6	Half Round Tarp Clamp
35	GD18987	1	Crank Retainer Bushing
36	GD18986	1	Stretch Cord
37	GD18982	8	Bow Bracket
38	GD18980	1	Crank Retainer Hook
39	GD18978	6	Tarp Stop Pin
40	GD18977	3	Tarp Stop Shank
41	GD18976	3	Tarp Stop Bracket
42	GD18975	2	Fixed Tube End Plug
43	GD18974	1	Roll Tube End Plug
44	GR2060	25	Weather Seal
45	---	---	---
46	G11389	1	Flat Washer, 1/2" Plated SAE
47	G11387	34-52	Flat Washer, 3/8" SAE

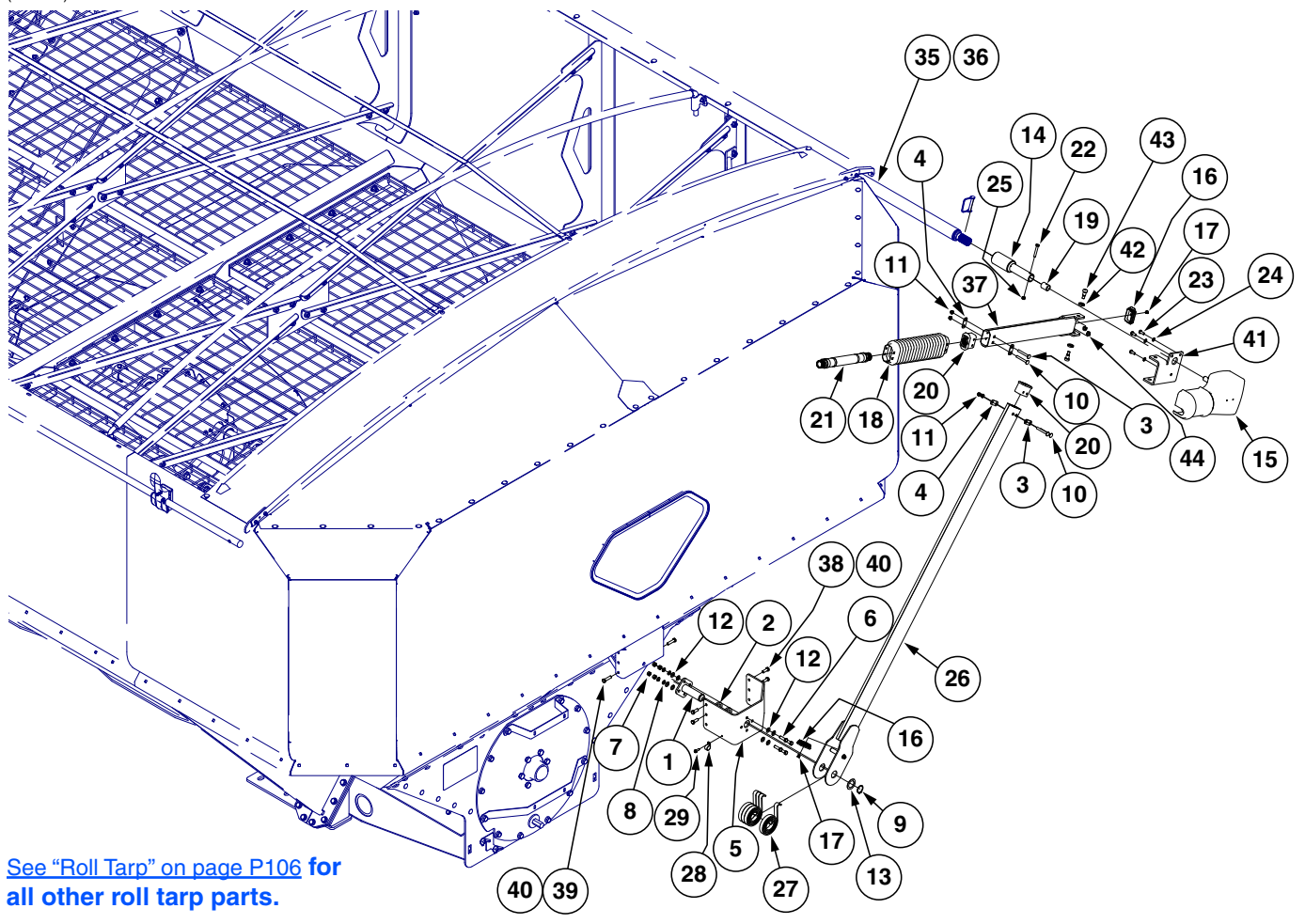
Continued on following page.

ITEM	PART NO.	QTY.	DESCRIPTION
48	G11229	1	Slotted Pan Head Self-Tapping Screw, 10-16 x ½"
49	G10599	15	Carriage Bolt, ⅜"-16 x 1 ¼"
50	G10106	1	Hex Nut, ⅝"-18
51	G10004	4	Hex Head Cap Screw, ⅜"-16 x 1 ¼"
52	G10108	1	Lock Nut, ⅜"-16
53	GA16452	1	Tarp (900)
	GA16453	-	Tarp (1100)
	GA16454	-	Tarp (1300)
	GA16455	-	Tarp (1500)
54	GA22224	4	Bow
55	GA16450	2	Top Mount Cap
56	GD29479	1	L.H. Tarp Protector
57	GD29478	1	R.H. Tarp Protector
58	GD18991	1	Roll Return Pipe
59	GD18992	2	Roll Return Pipe
60	GA16446	1	Roll Tube (900)
	GA16447	1	Roll Tube (1100)
	GA16448	1	Roll Tube (1300)
	GA18154	1	Roll Tube (1500)
61	GD23840	1	Fixed Tube (900)
	GD23841	1	Fixed Tube (1100)
	GD23842	1	Fixed Tube (1300)
	GA18155	-	Fixed Tube (1500)
62	G11406	-	Locking Plastic Plug, ⅜"
A	G1K617	-	Tarp Protector Kit (Includes Items, 7-8, and 57)

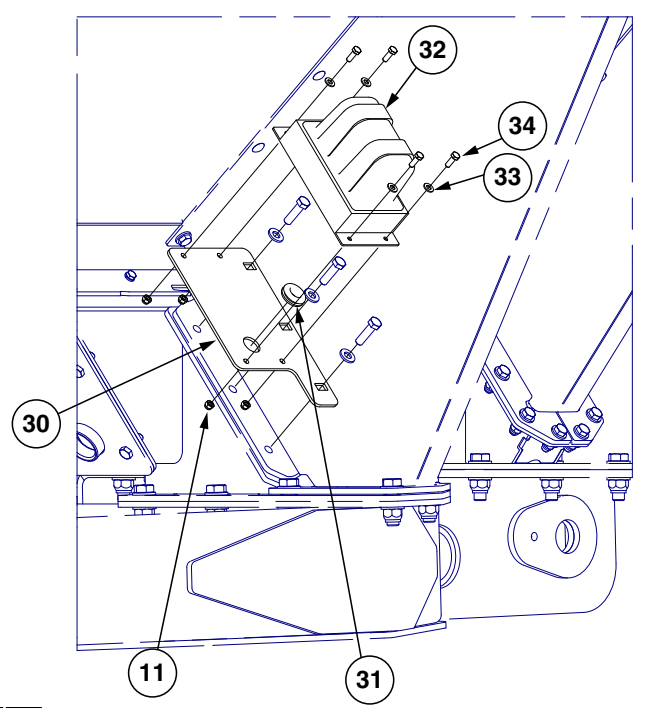


ITEM	PART NO.	QTY.	DESCRIPTION
1	G10936	1	Hex Head Cap Screw, 5/16"-18 x 3 1/2"
	G11386	1	Flat Washer, 5/16" SAE
	G10109	1	Lock Nut, 5/16"-18
2	G10430	1	External Retaining Ring, 1 1/4"
3	G11484	1	Flat Washer
4	GD23856	4	Spiral Torsion Spring
5	GD25040	2	Cap Plug
6	G10004	4	Hex Head Cap Screw, 3/8"-16 x 1 1/4"
	G11387	4	Flat Washer, 3/8" SAE
	G10229	4	Lock Washer, 3/8"
	G10101	4	Hex Nut, 3/8"-16
7	GD24094	2	Spacer Washer
8	GA16460	1	Pivot Pin
9	GD23853	1	Crank Retainer Bracket
	G10985	2	Hex Washer Head Cap Screw, 3/8"-16 x 1"
	G10229	2	Lock Washer, 3/8"
	G10101	2	Hex Nut, 3/8"-16
10	GD23854	2	Crank Support Bar
	G10985	2	Hex Washer Head Cap Screw, 3/8"-16 x 1"
	G10229	2	Lock Washer, 3/8"
	G10101	2	Hex Nut, 3/8"-16
11	GD23857	1	Pivot Bracket
	G10003	2	Hex Head Cap Screw, 3/8"-16 x 1 1/2"
	G10985	2	Hex Washer Head Cap Screw, 3/8"-16 x 1"
	G10229	4	Lock Washer, 3/8"
	G10101	4	Hex Nut, 3/8"-16
12	G10043	1	Hex Head Cap Screw, 5/16"-18 x 3/4"
	G10232	1	Lock Washer, 5/16"
13	G10108	2	Lock Nut, 3/8"-16
14	G10041	1	Hex Head Cap Screw, 5/16"-18 x 2"
15	G10049	1	Hex Head Cap Screw, 3/8"-16 x 2 1/2"
16	GA16459	1	Single Arm Motor Coupler
17	GD23852	3	Roll Tube Deflector
18	GA16448	1	Roll Tube
19	GA16456	1	Upper Flex Arm
	G10133	4	Hex Head Cap Screw, 5/16"-18 x 1 1/2"
	G11386	4	Flat Washer, 5/16" SAE
	G10109	4	Lock Nut, 5/16"-18
20	GD23855	1	Flex Arm Joint
21	GA18840	1	Durabilt Motor, 3 1/8" Shaft
22	GA16457	1	Lower Flex Arm
23	GA16779	1	Wireless Receiver
24	GD24041	1	Receiver Mount

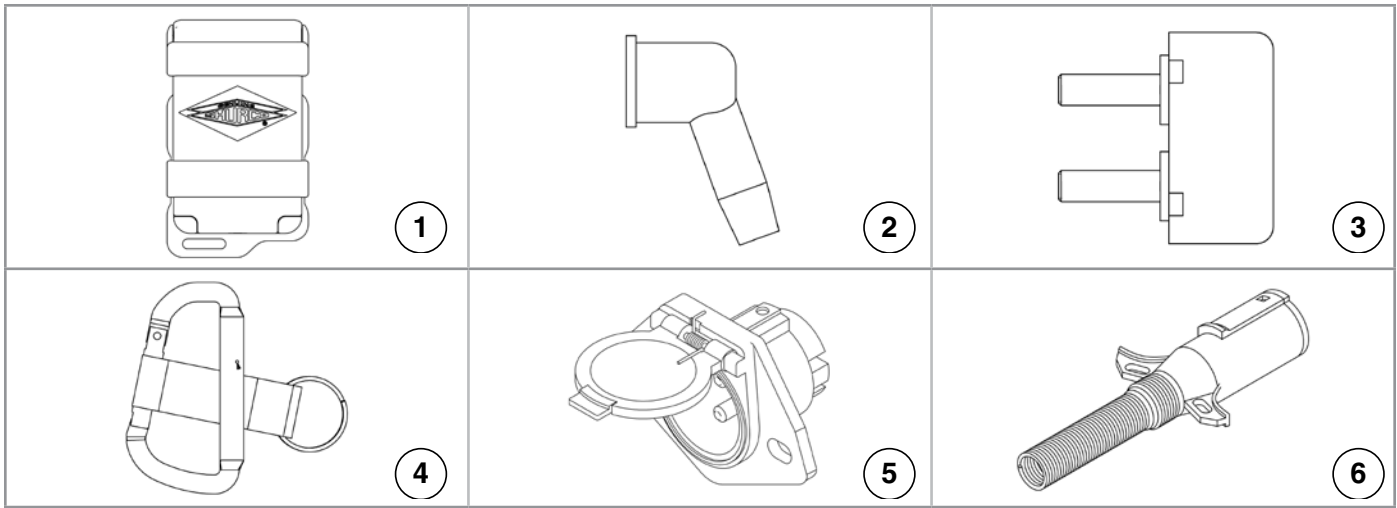
(A16469)



See "Roll Tarp" on page P106 for all other roll tarp parts.



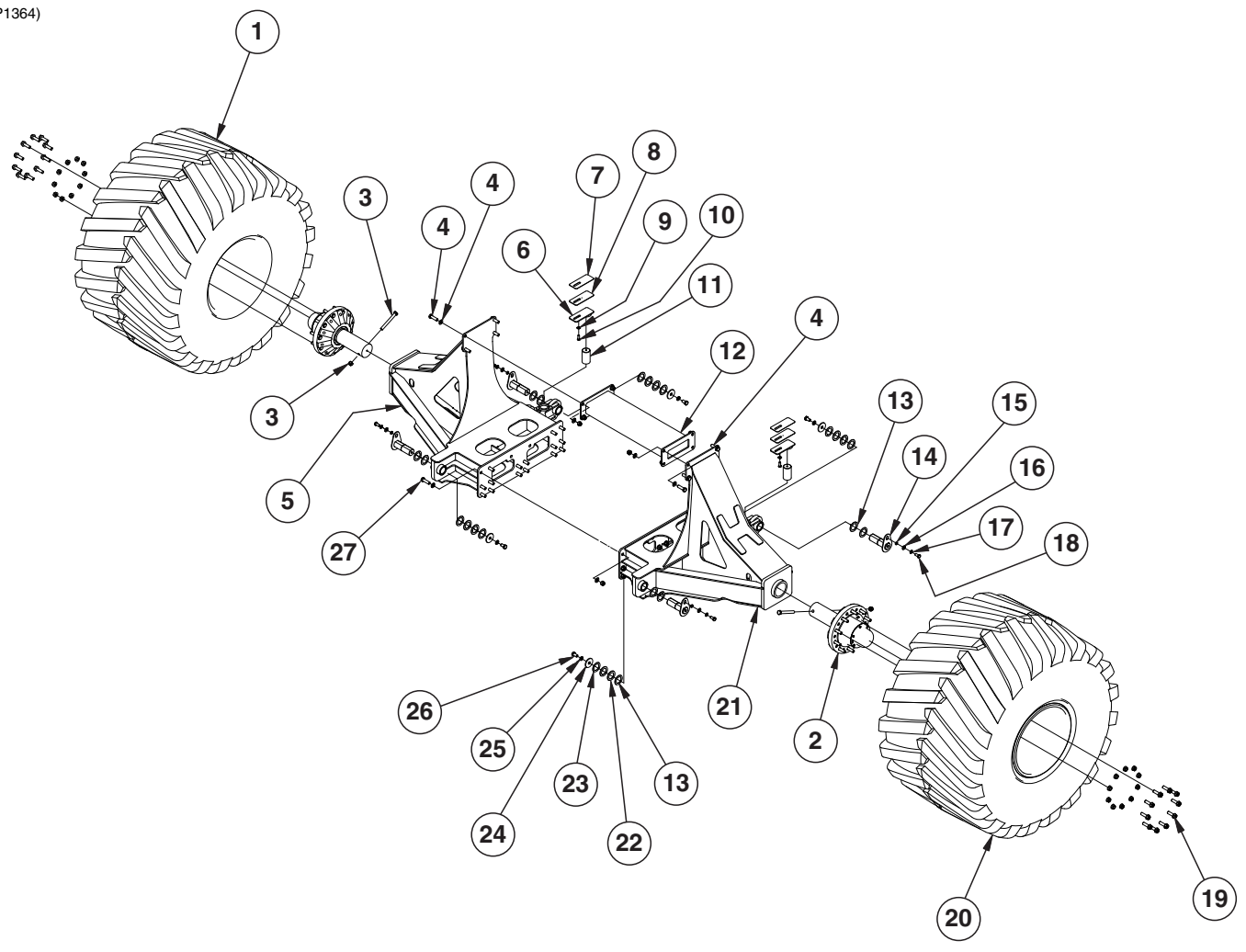
ITEM	PART NO.	QTY.	DESCRIPTION
1	GA16460	1	Pivot Pin
2	GD24094	2	Spacer Washer
3	GD27039	2	Bellow Plate
4	GD27041	2	Bellow Plate
5	GD27095	1	Pivot Bracket
6	G10004	4	Hex Head Cap Screw, 3/8"-16 x 1 1/4"
7	G10101	4	Hex Nut, 3/8"-16
8	G10229	4	Lock Washer, 3/8"
9	G10430	1	External Retaining Ring, 1 1/4"
10	G10902	4	Carriage Bolt, 5/16"-18 x 2 1/2"
11	G11182	8	Lock Nut W/Nylon Insert, 5/16"-18
12	G11387	8	Flat Washer, 3/8" SAE
13	G11484	1	Flat Washer
14	GA18833	1	Motor Adapter
15	GA18840	1	Durabilt Motor, 3 1/8" Shaft
16	GD27042	2	Cap Plug W/Hole
17	GD27043	2	Dome Plug
18	GD27044	1	Bellow Rubber Arm
19	GD27036	1	Motor Adapter Sleeve Bearing
20	GD27100	2	Flexible Arm Joint End Cap
21	GD23855	1	Flex Arm Joint
22	G10041	1	Hex Head Cap Screw, 5/16"-18 x 2"
23	G10043	3	Hex Head Cap Screw, 5/16"-18 x 3/4"
24	G10232	3	Lock Washer, 5/16"
25	G10109	1	Lock Nut, 5/16"-18
26	GA18836	1	Lower Flex Arm
27	GD23856	4	Spiral Torsion Spring
28	G11483	1	Wire Clip
29	G11644	1	Slotted Hex Non-Serrated Flange Tapping Screw, 1/4"-20 x 1"
30	GD24041	1	Receiver Mount
31	GR2059	1	Rubber Grommet
32	GA21470	1	Wireless Receiver
33	G11386	4	Flat Washer, 5/16" SAE
34	G10991	4	Hex Head Cap Screw, 5/16"-18 x 7/8"
35	GD19068	3	Phillips Pan Head Self-Tapping Screw, 1/4" x 3/4"
36	GD18990	3	Half Round Tarp Clamp
37	GA18835	1	Upper Flex Arm
38	G10001	4	Hex Head Cap Screw, 3/8"-16 x 1"
39	G10003	2	Hex Head Cap Screw, 3/8"-16 x 1 1/2"
40	G11091	6	Serrated Flange Nut, 3/8"-16
41	GD27037	1	Motor Mount Bracket
42	GD27038	2	Upper Arm Spacer
43	G11605	2	Hex Socket Head Shoulder Screw, 5/8" x 3/8"-16
44	G10901	2	Lock Nut, 3/8"-16



ITEM	PART NO.	QTY.	DESCRIPTION
1	GA16777	-	Smart Transmitter
2	GD24254	-	Insulating Boot
3	GA16780	-	40 Amp Circuit Breaker
4	GA16778	-	Carabineer Keystrip
5	GD24252	-	Female Plug
6	GD24253	-	Male Plug

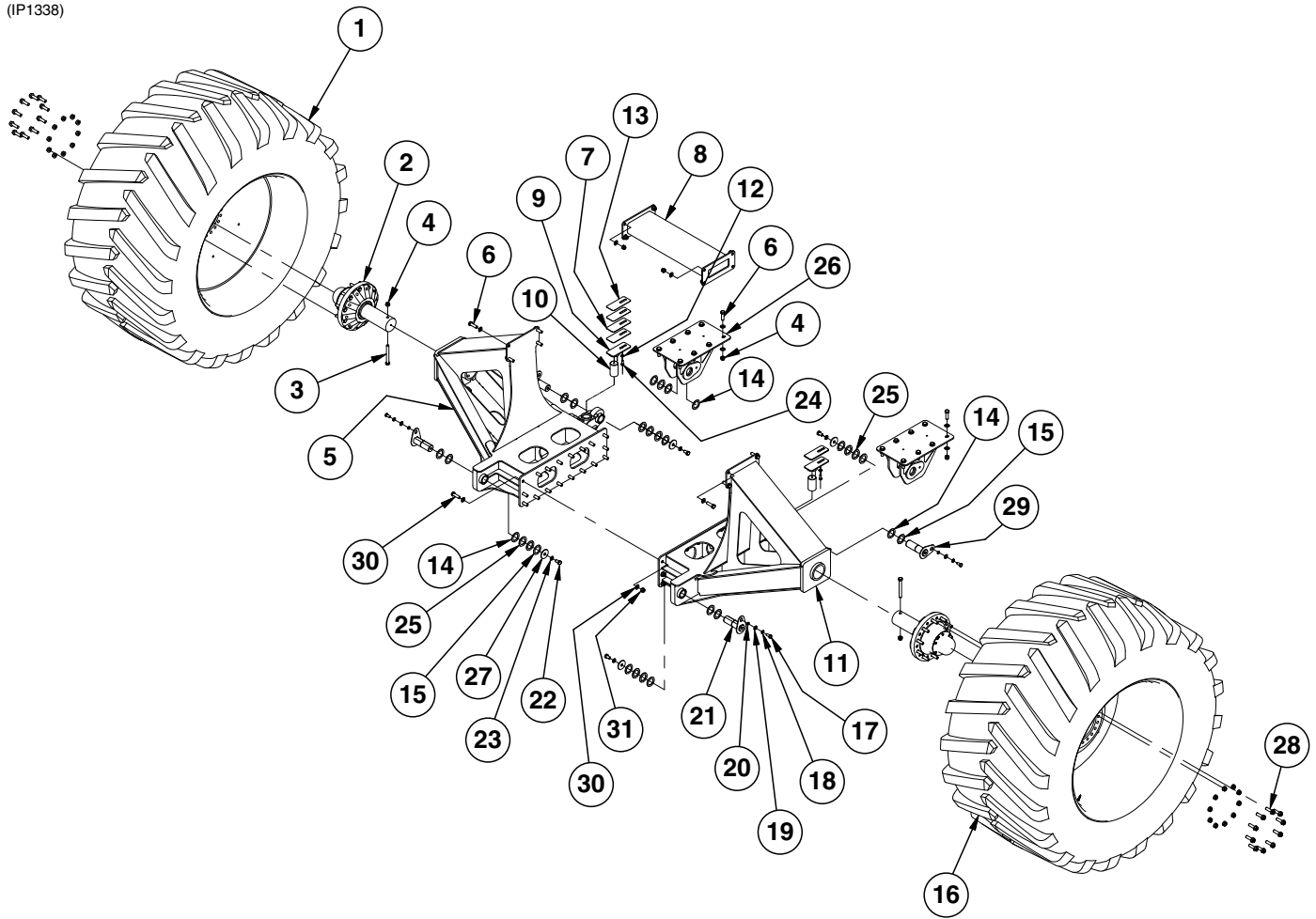
This page left blank intentionally.

(IP1364)



ITEM	PART NO.	QTY.	DESCRIPTION
1	---	-	See "Tire Assemblies (Flotation)" on page P133
2	---	2	See "Hub Assembly (900/1100 Flotation)" on page P130
3	G10400	2	Hex Head Cap Screw, 3/4"-10 x 6 1/2"
	G10112	2	Lock Nut, 3/4"-10
4	G10027	8	Hex Head Cap Screw, 3/4"-10 x 2 1/2"
	G11392	16	Flat Washer, 3/4" SAE
	G10112	10	Lock Nut, 3/4"-10
5	GA17156	1	Flotation Axle, Right
6	GA14475	2	Top Load Cell
7	GD25149	8	Load Cell Shim, 16 Gauge (.0598") (As Required)
8	GD23996	8	Load Cell Shim, 10 Gauge (.1345") (As Required)
9	G11389	2	Flat Washer, 1/2" Plated SAE
10	G10037	2	Hex Head Cap Screw, 1/2"-13 x 1 1/4"
11	GD24853	2	Load Cell Blank
12	GA16296	1	Crossover Tube
13	G10234	8	Machine Bushing, 2 1/8", 10 Gauge (.1345")
14	GA17045	4	Solid Axle Pin
15	GD1109	4	Bushing, 4 1/64" I.D. x 7/8 O.D. x 1/4" Long
16	G11391	4	Flat Washer, 5/8" SAE
17	G10230	4	Lock Washer, 5/8"
18	G10055	4	Hex Head Cap Screw, 5/8"-11 x 1 1/4"
19	GD16712	20	Bolt, 3/4"-16 x 2 1/2"
20	---	-	See "Tire Assemblies (Flotation)" on page P133
21	GA17155	1	Flotation Axle, Left
22	G10404	8	Machine Bushing, 3 1/8" x 2 1/8" x 3/16"
23	G10336	8	Machine Bushing, 3 1/8" x 2 1/8" x 3/16"
24	GD9592	4	Special Washer
25	G10231	4	Lock Washer, 3/4"
26	G10156	4	Hex Head Cap Screw, 3/4"-10 x 1 1/4"
27	GD29052	18	Hex Head Cap Screw, 3/4"-10 x 4", Grade 8
	GD29032	36	Spacer, 1/2" O.D. x .813 I.D. x 3/4"
	GD29053	18	Lock Nut, 3/4"-10, Grade C

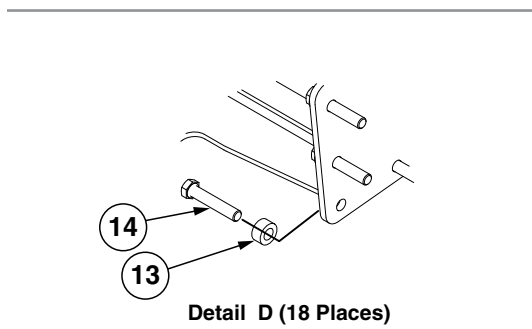
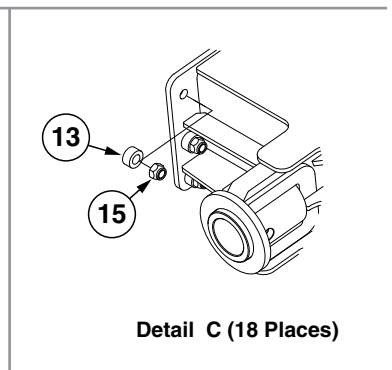
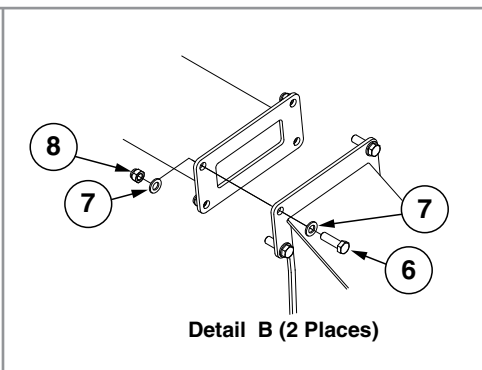
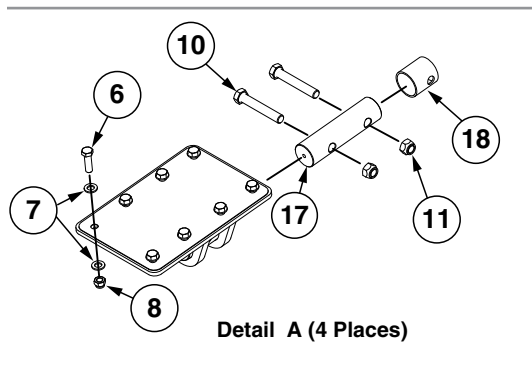
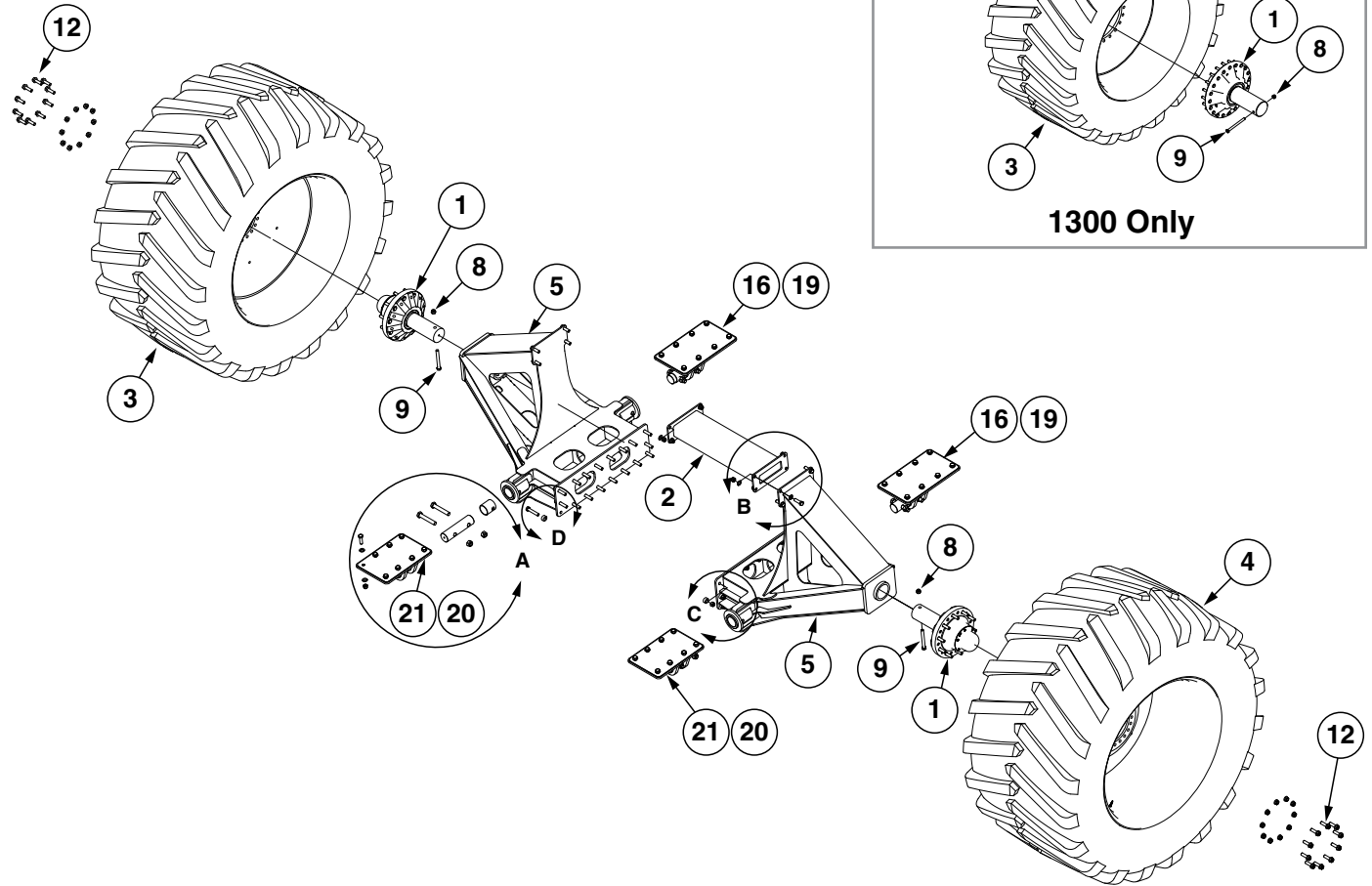
(IP1338)



ITEM	PART NO.	QTY.	DESCRIPTION
1	---	1	See "Tire Assemblies (Flotation)" on page P133
2	---	2	See "Hub Assembly (900/1100 Flotation)" on page P130
3	G10400	2	Hex Head Cap Screw, ¾"-10 x 6½"
4	G10112	24	Lock Nut, ¾"-10
5	GA17864 GA16974	1 -	Flotation Axle, R.H. (1100) (2013 Production and On) Flotation Axle, R.H. (1100) (2012 Production)
6	G10027 G11392	24 48	Hex Head Cap Screw, ¾"-10 x 2½" Flat Washer, ¾" SAE
7	GD23996	8	Load Cell Shim, 10 Gauge (.1345") (As Required)
8	GA16296	1	Crossover Tube
9	GA14475	2	Top Load Cell
10	GD24853	2	Load Cell Blank
11	GA17865 GA16973	1 -	Flotation Axle, L.H. (1100) (2013 Production and On) Flotation Axle, L.H. (1100) (2012 Production)
12	G11389	2	Flat Washer, ½" Plated SAE
13	GD25149	8	Load Cell Shim, 16 Gauge (.0598") (As Required)
14	G10234	12	Machine Bushing, 2⅞", 10 Gauge (.1345")
15	G10336	10	Machine Bushing, 2⅞", 14 Gauge (.0747")
16	---	1	See "Tire Assemblies (Flotation)" on page P133
17	G10055	4	Hex Head Cap Screw, ⅝"-11 x 1¼"
18	G10230	4	Lock Washer, ⅝"
19	G11391	4	Flat Washer, ⅝" SAE
20	GD1109	4	Bushing, 4⅞" I.D. x ⅞" O.D. x ¼" Long
21	GA17045	4	Solid Axle Pin
22	G10156	4	Hex Head Cap Screw, ¾"-10 x 1¼"
23	G10231	4	Lock Washer, ¾"
24	G10037	2	Hex Head Cap Screw, ½"-13 x 1¼"
25	G10404	10	Machine Bushing, 3⅞" x 2⅞" x ⅜"
26	GA17858	2	Rear Axle Mount (2013 Production and On)
27	GD9592	4	Special Washer
28	GD16712	20	Bolt, ¾"-16 x 2½"
29	GA17396 GA17045	2 2	Solid Axle Pin (2013 Production and On) Solid Axle Pin (2012 Production)
30	GD29052 GD29032	18 36	Hex Head Cap Screw, ¾"-10 x 4", Grade 8 Spacer, ½" O.D. x .813 I.D. x ¾"
31	GD29053	18	Lock Nut, ¾"-10, Grade C

(A16105/A15919)

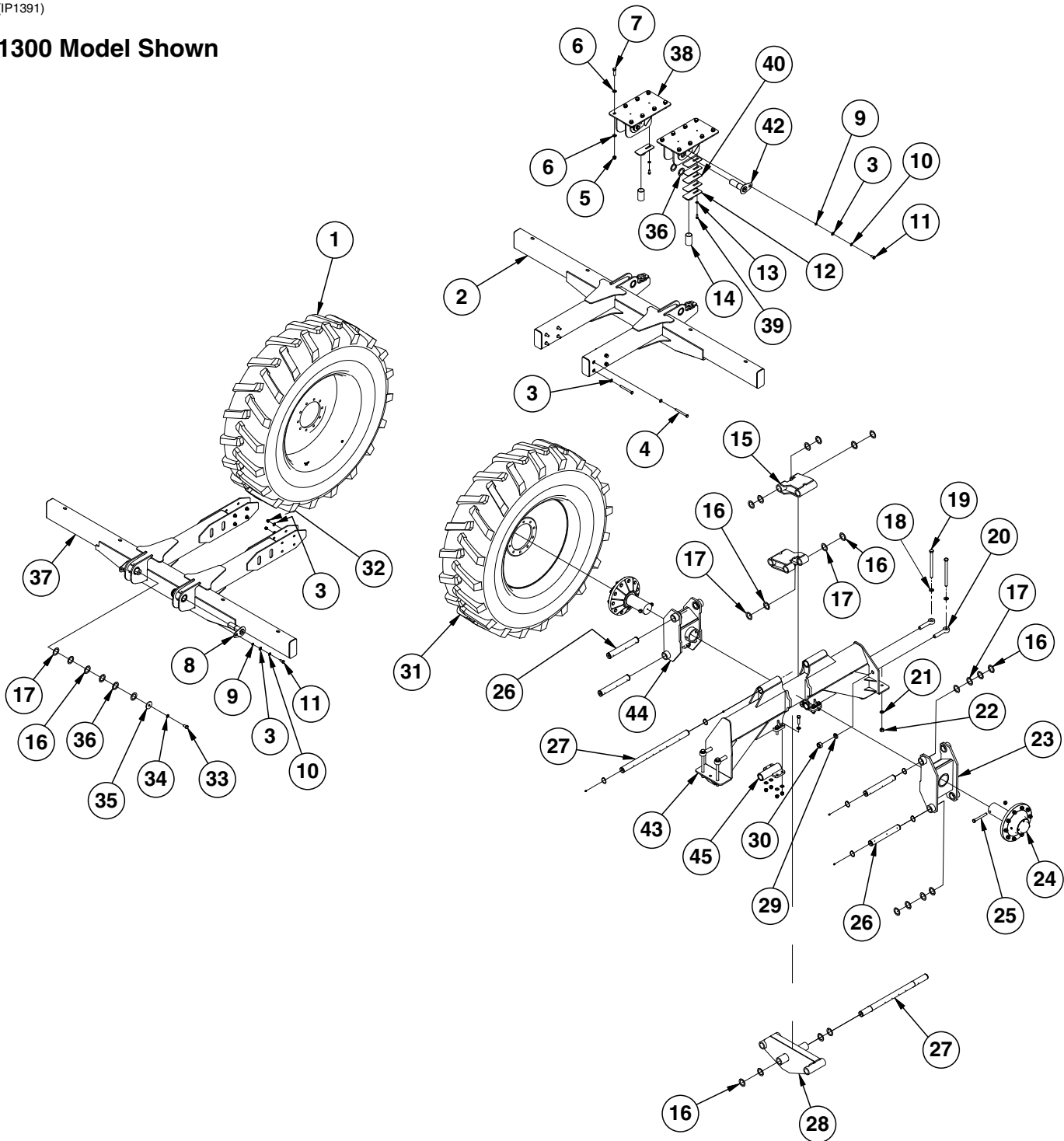
1100 Shown



ITEM	PART NO.	QTY.	DESCRIPTION
1	---	2	See "Hub Assembly (900/1100 Flotation)" on page P130 See "Hub Assembly (1300 Flotation)" on page P131
2	GA16296	1	Crossover Tube
3	---	1	See "Tire Assemblies (Flotation)" on page P133
4	---	1	See "Tire Assemblies (Flotation)" on page P133
5	GA20207 GA20206	2 2	Flotation Axle, 1100 Flotation Axle, 1300
6	G10027	40	Hex Head Cap Screw, 3/4"-10 x 2 1/2"
7	G11392	80	Flat Washer, 3/4" SAE
8	G10112	42	Lock Nut, 3/4"-10
9	G10400 G10895	2	Hex Head Cap Screw, 3/4"-10 x 6 1/2" (1100) Hex Head Cap Screw, 3/4"-10 x 8 1/2" (1300)
10	G10648	8	Hex Head Cap Screw, 1"-8 x 6", Grade 8
11	G10396	8	Lock Nut, 1"-8
12	GD16712	20	Bolt, 3/4"-16 x 2 1/2" (1100 Only)
13	GD29032	36	Spacer, 1/2" O.D. x .813 I.D. x 3/4"
14	GD29052	18	Hex Head Cap Screw, 3/4"-10 x 4", Grade 8
15	GD29053	18	Lock Nut, 3/4"-10, Grade C
16	GA20211	2	Rear Axle Frame
17	GD29289	4	Axle Pin
18	GD29292	4	Inner Weigh Beam Sleeve
19	GD29310	2	Shim
20	GD29309	2	Shim
21	GA20220	2	Front Axle Frame
22	G10625	40	Flange Nut, 3/4"-16

(IP1391)

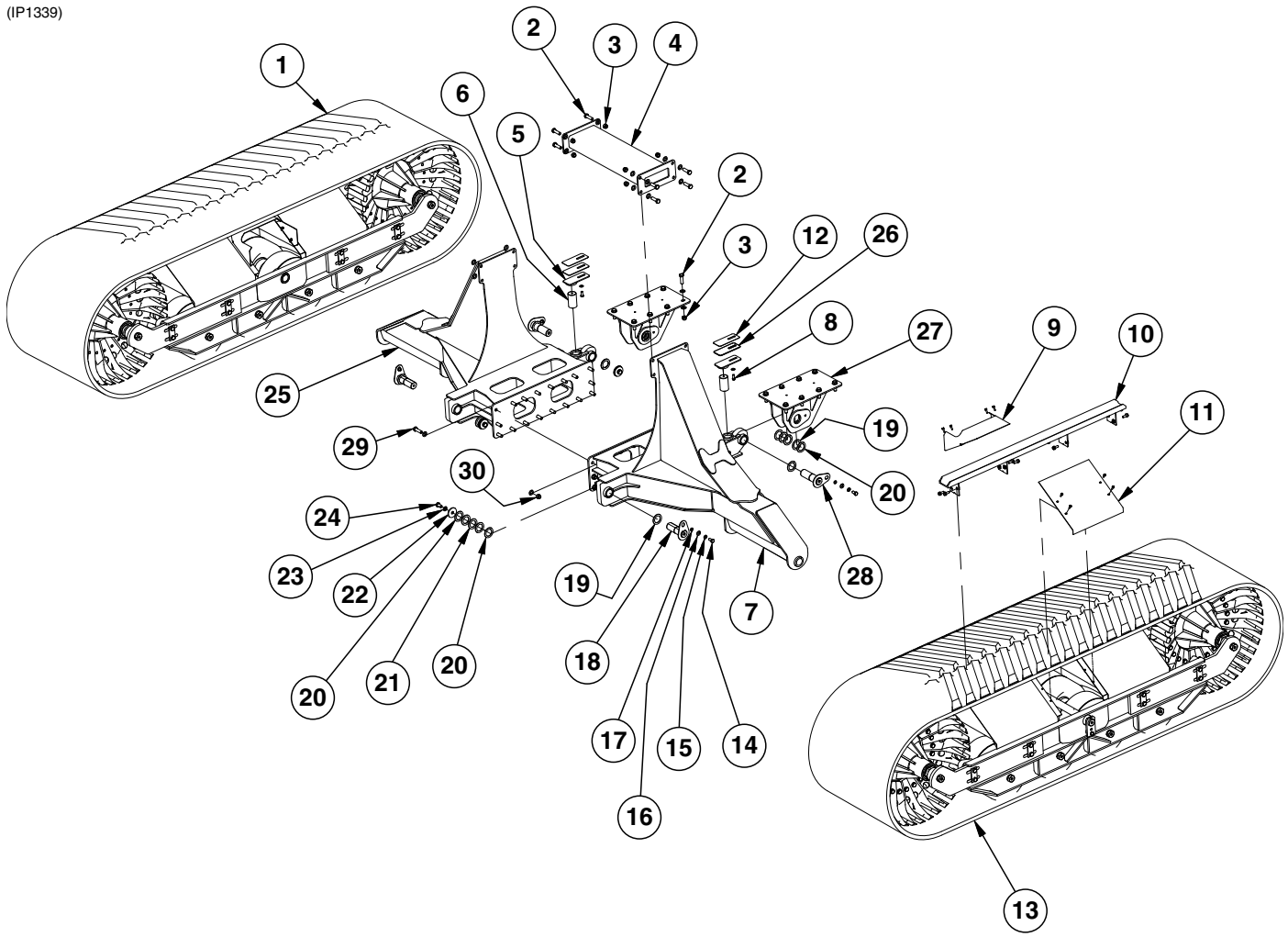
1300 Model Shown



ITEM	PART NO.	QTY.	DESCRIPTION
1	---	-	See "Tire Assemblies (Row Crop)" on page P134
2	GA17305	1	Row Crop Rear Axle
3	G11391	20	Flat Washer, 5/8" SAE
4	G10068	8	Hex Head Cap Screw, 5/8"-11 x 6"
5	G10112	12/16	Lock Nut, 3/4"-10
6	G11392	24/32	Flat Washer, 3/4" SAE

ITEM	PART NO.	QTY.	DESCRIPTION
7	G10027	12/16	Hex Head Cap Screw, 3/4"-10 x 2 1/2"
8	GA17045	2	Solid Axle Pin
9	GD1109	4	Bushing, 4 1/64" I.D. x 7/8" O.D. x 1/4" Long
10	G10230	4	Lock Washer, 5/8"
11	G10055	4	Hex Head Cap Screw, 5/8"-11 x 1 1/4"
12	GA14475	2	Top Load Cell
13	G11389	2	Flat Washer, 1/2" Plated SAE
14	GD24853	2	Load Cell Blank
15	GA16995	4	Top Arm Support Link
16	G10234	38	Machine Bushing, 2 1/8", 10 Gauge (.1345")
17	G10336	38	Machine Bushing, 2 1/8", 14 Gauge (.0747")
18	G11393	8	Flat Washer, 7/8"
19	G11041	8	Hex Head Cap Screw, 7/8"-9 x 12"
20	GD13626	8	Eyebolt, 1 1/4"-7 x 6 5/8"
21	G10330	8	Lock Washer, 7/8"
22	G10955	8	Hex Nut, 7/8"-9
23	GA18842	2	Outer Link Plate
24	GA15643	4	See "Hub Assembly (Row Crop Without Electronic Scale Package)" on page P132
	G10400	4	Hex Head Cap Screw, 3/4"-10 x 6 1/2"
	G10112	4	Lock Nut, 3/4"-10
25	G10400	4	Hex Head Cap Screw, 3/4"-10 x 6 1/2"
	G10112	4	Lock Nut, 3/4"-10
26	GD14436	8	Pin, 2 1/8" x 15 3/8"
	G10641	8	Grease Fitting, 1/8" NPT
	G11093	16	External Retaining Ring, 2 1/8"
27	GD14437	4	Pin, 2 1/8" x 35 7/8"
	G10641	8	Grease Fitting, 1/8" NPT
	G11093	8	External Retaining Ring, 2 1/8"
28	GA17091	2	Bottom Arm Link
29	G10236	8	Lock Washer, 1 1/4"
30	G10239	8	Hex Nut, 1 1/4"-7
31	---	-	See "Tire Assemblies (Row Crop)" on page P134
32	G10107	8	Lock Nut, 5/8"-11
33	G10156	4	Hex Head Cap Screw, 3/4"-10 x 1 1/4"
34	G10231	4	Lock Washer, 3/4"
35	GD9592	4	Special Washer
36	G10404	8	Machine Bushing, 3 1/8" x 2 1/8" x 3/16"
37	GA17306	1	Row Crop Front Axle
38	GA17394	2	Rear Axle Mount, 1300 (Shown)
	GA17395	-	Rear Axle Mount, 1100
39	G10037	2	Hex Head Cap Screw, 1/2"-13 x 1 1/4"
40	GD23996	8	Load Cell Shim, 10 Gauge (.1345") (As Required)
41	GD25149	8	Load Cell Shim, 16 Gauge (.0598") (As Required)
42	GA17396	2	Solid Axle Pin (2013 Production and on)
	GA17045	2	Solid Axle Pin (2012 Production)
43	GA17294	2	Row Crop Axle
44	GA18843	2	Inner Link Plate
45	GA17293	4	Row Crop Axle Sleeve
	G10543	16	Hex Head Cap Screw, 3/4"-10 x 3", Full Thread
	G11392	32	Flat Washer, 3/4" SAE
	G10112	16	Lock Nut, 3/4"-10

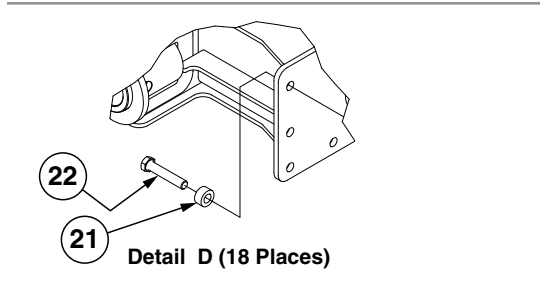
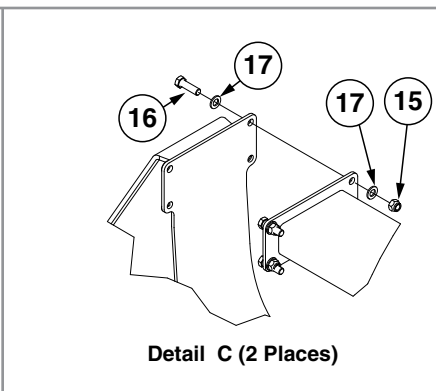
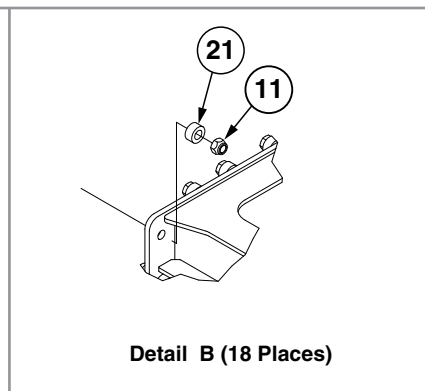
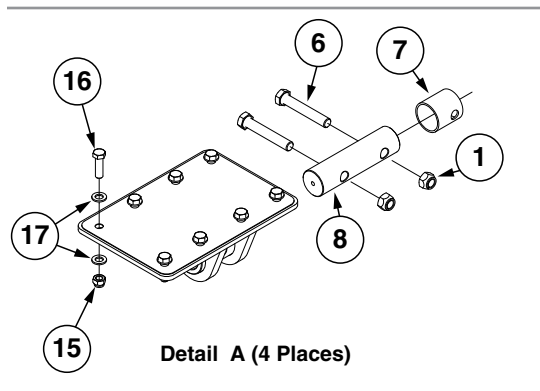
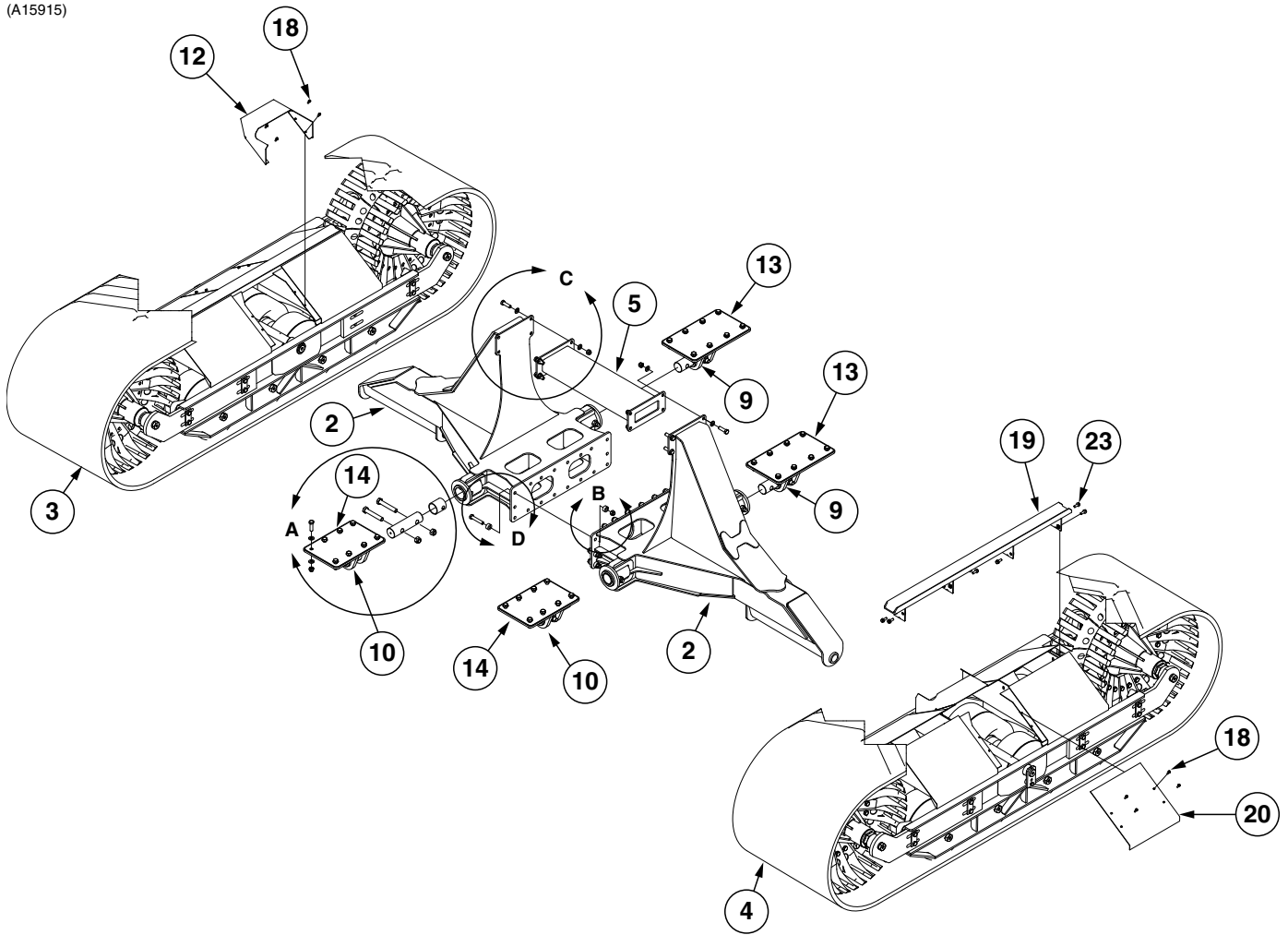
(IP1339)



ITEM	PART NO.	QTY.	DESCRIPTION
1	---	-	See "36" Track Assembly" on page P127
2	G10027	24	Hex Head Cap Screw, 3/4"-10 x 2 1/2"
	G11392	24	Flat Washer, 3/4" SAE
3	G10112	24	Lock Nut, 3/4"-10
	G11392	24	Flat Washer, 3/4" SAE
4	GA16296	1	Crossover Tube
5	GA14475	2	Top Load Cell
6	GD24853	2	Load Cell Blank
7	GA18413	1	L.H. Track Axle (1100/1300) (2013 Production and on)
	GA18415	-	L.H. Track Axle (1500) (2013 Production and on)
	*GA17233	-	L.H. Track Axle (1100/1300) (2012 Production)
	*GA17267	-	L.H. Track Axle (1500) (2012 Production)
8	G10037	2	Hex Head Cap Screw, 1/2"-13 x 1 1/4"
	G11389	2	Flat Washer, 1/2" Plated SAE
9	GD25203	2	Mud Sheild
	G11480	8	Hex Socket Flange Cap Screw, 5/16"-18 x 1"
10	GA15838	2	Track Guide
	G11271	16	Hex Socket Flange Cap Screw, 1/2"-13 x 1 1/4"
11	GD22879	2	Mud Sheild Cover (1100/1300)
	GD22880	2	Mud Sheild Cover, (1500)
	G11480	8	Hex Socket Flange Cap Screw, 5/16"-18 x 1"
12	GD25149	8	Load Cell Shim, 16 Gauge (.0598")
13	---	1	See "36" Track Assembly" on page P127
14	G10055	4	Hex Head Cap Screw, 5/8"-11 x 1 1/4"
15	G10230	4	Lock Washer, 5/8"
16	G11391	4	Flat Washer, 5/8" SAE
17	GD1109	4	Bushing, 4 1/4" I.D. x 7/8" O.D. x 1/4" Long
18	GA17045	4	Solid Axle Pin
19	G10234	8	Machine Bushing, 2 1/8", 10 Gauge (.1345")
20	G10336	8	Machine Bushing, 2 1/8", 14 Gauge (.0747")
21	G10404	8	Machine Bushing, 3 1/8" x 2 1/8" x 3/16"
22	GD9592	4	Special Washer
23	G10231	4	Lock Washer, 3/4"
24	G10156	4	Hex Head Cap Screw, 3/4"-10 x 1 1/4"
25	GA18412	1	R.H. Track Axle (1100/1300) (2013 Production and on)
	GA18414	-	R.H. Track Axle (1500) (2013 Production and on)
	*GA17232	-	R.H. Track Axle (1100/1300) (2012 Production)
	*GA17268	-	R.H. Track Axle (1500) (2012 Production)
26	GD23996	8	Load Cell Shim, 10 Gauge (.1345")
27	GA17858	2	Rear Axle Mount (2013 Production and On)
28	GA17396	2	Solid Axle Pin (2013 Production and On)
	GA17045	2	Solid Axle Pin (2012 Production)
29	GD29052	18	Hex Head Cap Screw, 3/4"-10 x 4", Grade 8
	GD29032	36	Spacer, 1/2" O.D. x .813 I.D. x 3/4"
30	GD29053	18	Lock Nut, 3/4"-10, Grade C

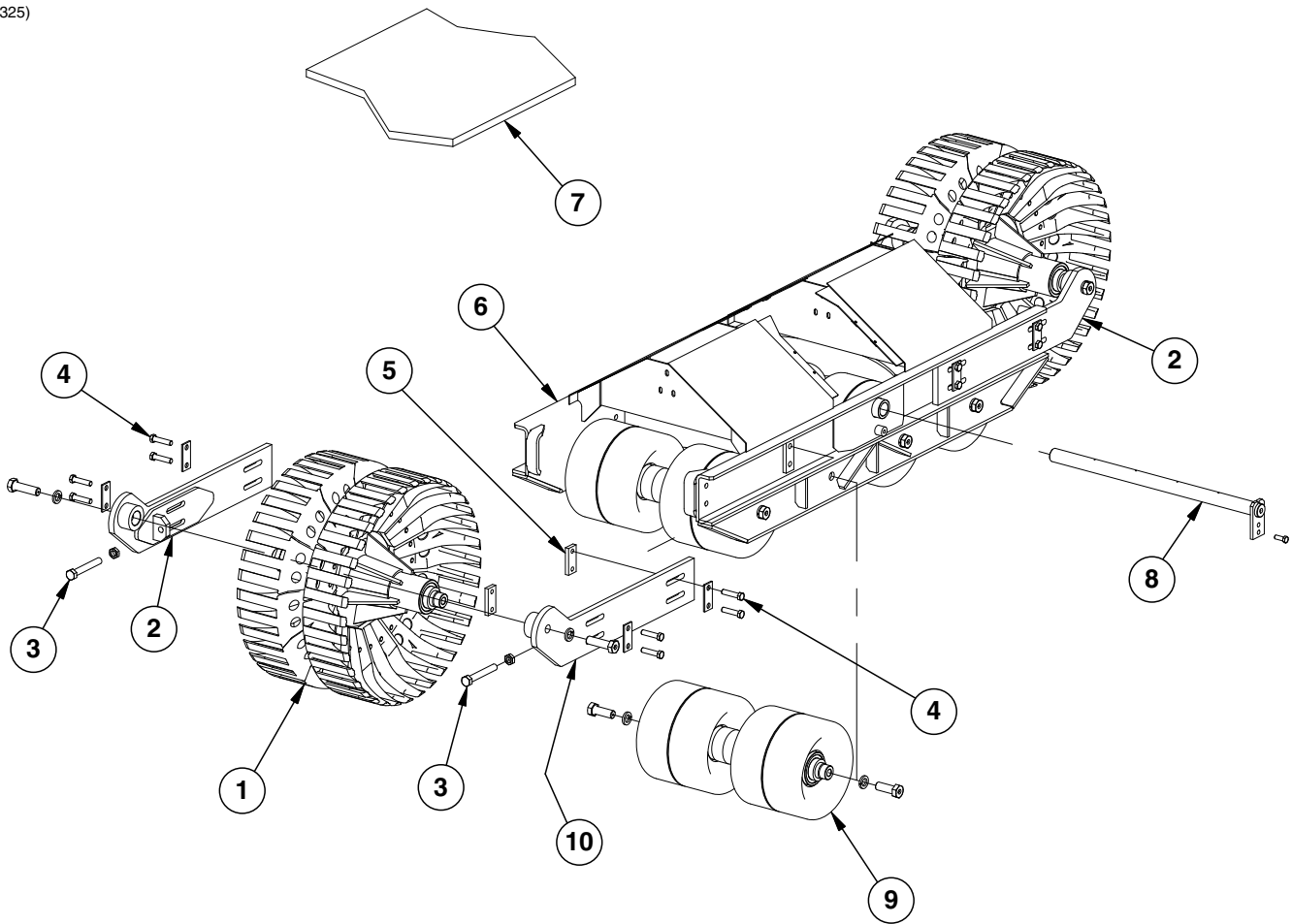
*2012 Production Only a quantity of 2 per GD25149 and GD23996 must be ordered.

(A15915)



ITEM	PART NO.	QTY.	DESCRIPTION
1	G10396	8	Lock Nut, 1"-8
2	GA20208	2	Track Axle (1100/1300)
	GA20209	2	Track Axle (1500)
3	---	1	See "36" Track Assembly" on page P127
4	---	1	See "36" Track Assembly" on page P127
5	GA16296	1	Crossover Tube
6	G10648	8	Hex Head Cap Screw, 1"-8 x 6", Grade 8
7	GD29292	4	Inner Weigh Beam Sleeve
8	GD29289	4	Axle Pin
9	GA20211	2	Rear Axle Frame
10	GA20220	2	Front Axle Frame
11	GD29053	18	Lock Nut, ¾"-10, Grade C
12	GD25203	2	Mud Sheild
13	GD29310	2	Shim
14	GD29309	2	Shim
15	G10112	40	Lock Nut, ¾"-10
16	G10027	40	Hex Head Cap Screw, ¾"-10 x 2½"
17	G11392	80	Flat Washer, ¾" SAE
18	G11480	16	Hex Socket Flange Cap Screw, ⅝"-18 x 1"
19	GA15838	2	Track Guide
20	GD22879	2	Mud Sheild Cover (1100/1300)
	GD22880	2	Mud Sheild Cover, (1500)
21	GD29032	36	Spacer, ½" O.D. x .813 I.D. x ¾"
22	GD29052	18	Hex Head Cap Screw, ¾"-10 x 4", Grade 8
23	G11271	16	Hex Socket Flange Cap Screw, ½"-13 x 1¼"

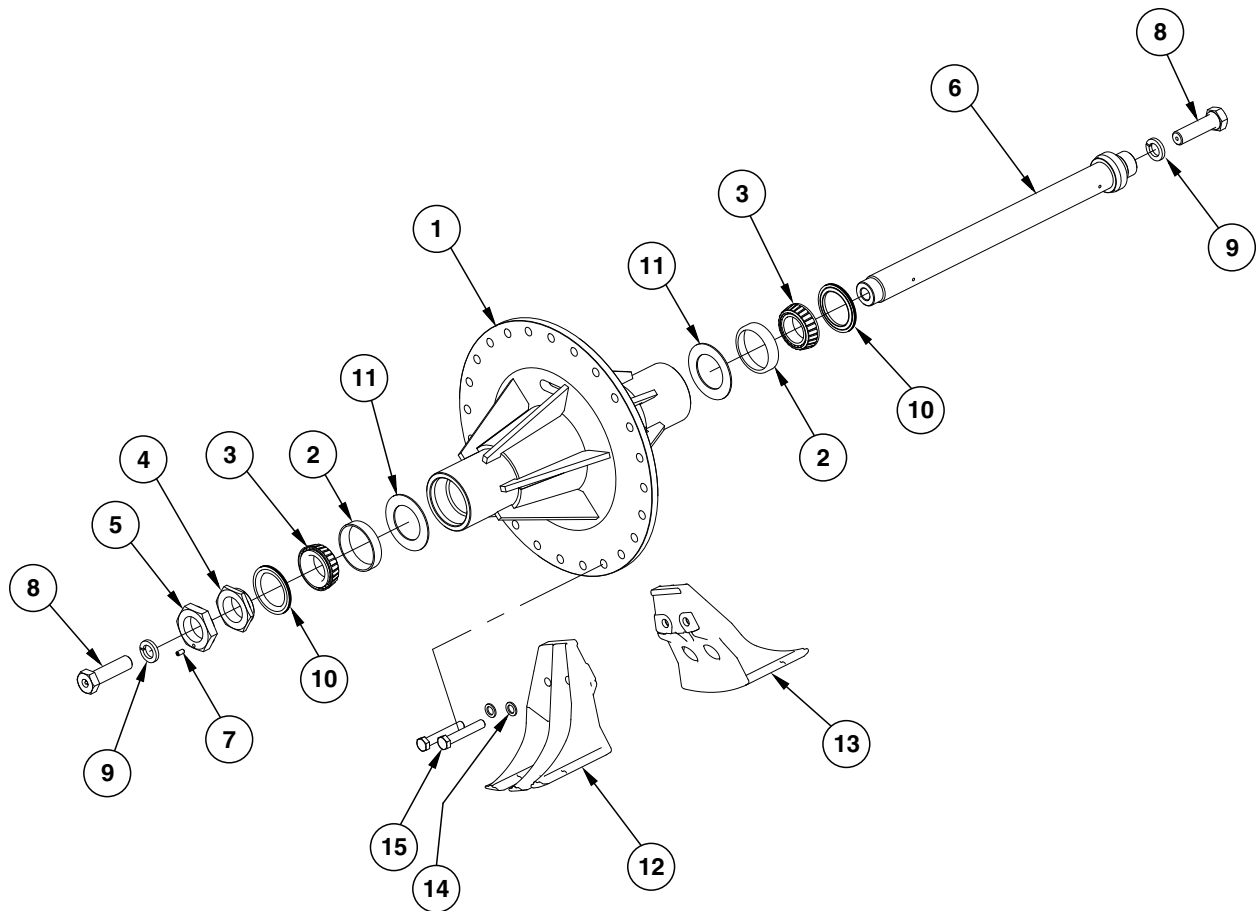
(IP1325)



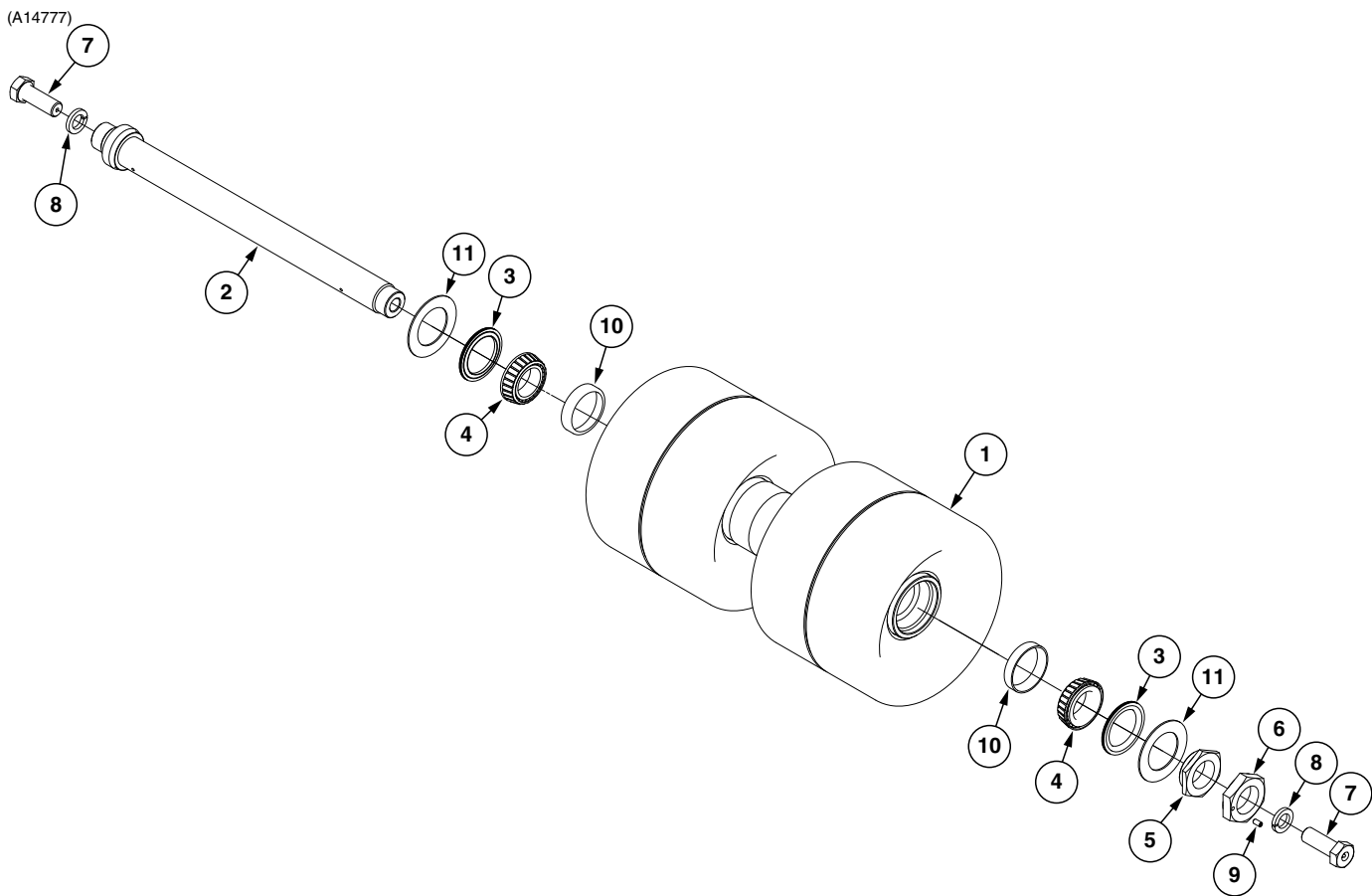
ITEM	PART NO.	QTY.	DESCRIPTION
1	---	24	See "Track End Wheel" on page P128
2	GA14784	2	End Wheel Arm
3	G10539	4	Hex Head Cap Screw, 1"-14 x 7"
	G10324	4	Hex Jam Nut, 1"-14, Grade 2
4	G11039	16	Hex Head Cap Screw, 3/4"-16 x 3/4", Grade 8
	GD8279	8	Backing Plate (1100/1300)
	GD24758	8	Backing Plate (1500)
5	GD10136	8	Backing Plate (1100/1300)
	GD24759	-	Backing Plate (1500)
6	GA14783	1	Track Carriage (1100/1300)
	GA15594	1	Track Carriage (1500)
7	GD9900	1	Rubber Track, 36" (Specify Brand*)
8	GA14787	1	Stub Axle Pin (1100/1300)
	GA15591	1	Stub Axle Pin (1500)
	G10005	1	Hex Head Cap Screw, 5/8"-11 x 1 1/4"
9	---	4	See "Track Mid Wheel" on page P129
10	GA14785	2	End Wheel Arm

*Specific brand requests will be supplied only as available from current Kinze Repair Parts stock. If a specific brand requested is not in stock, the brand available will be supplied.

(IP1326)

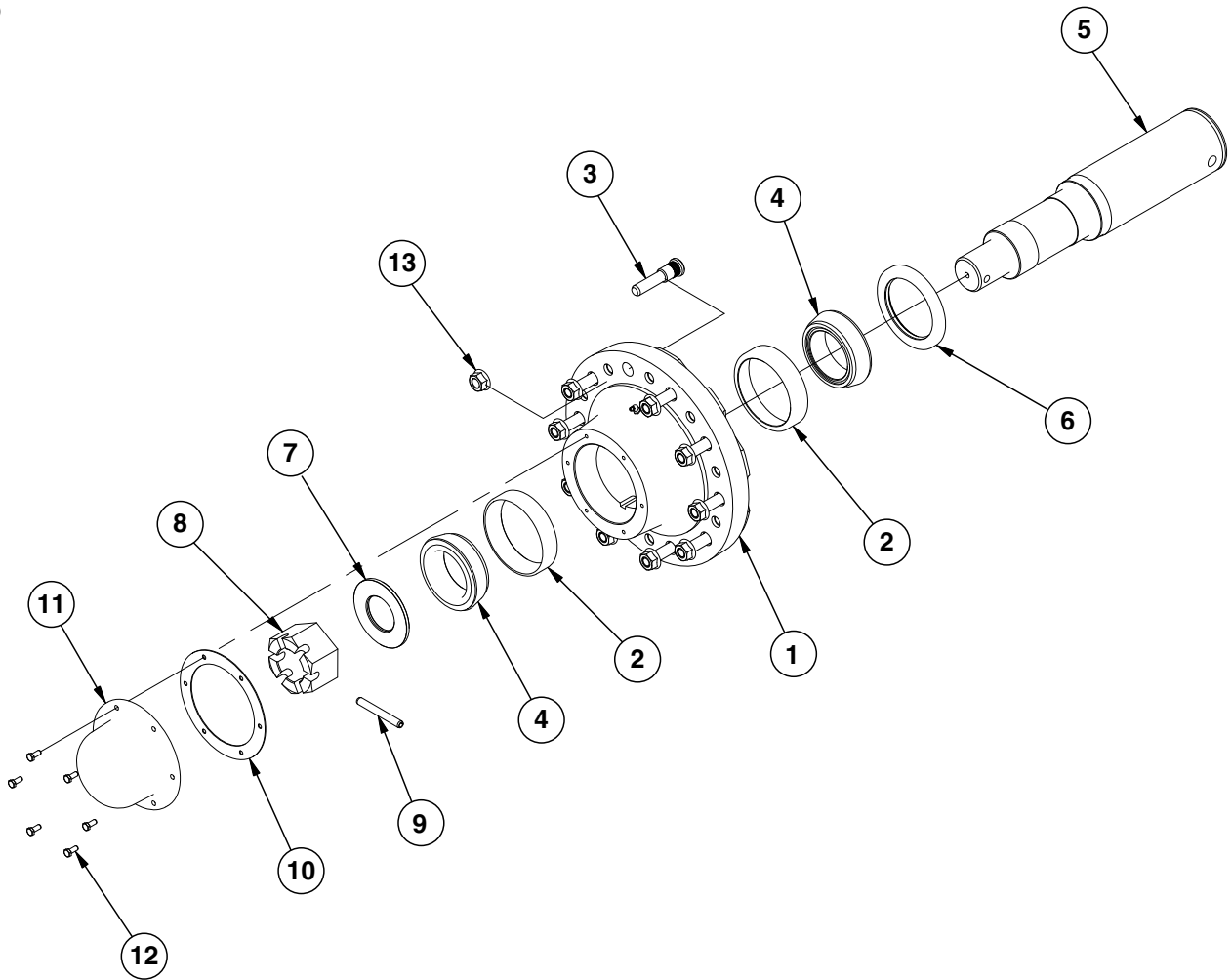


ITEM	PART NO.	QTY.	DESCRIPTION
1	GA14779 GA15589 GR0323	1 - 2	End Wheel Hub with Cups (1100/1300) End Wheel Hub with Cups (1500) Cup
2	---	-	---
3	GA0779	2	Bearing
4	GD24952	1	Stepped Nut, 2½"-12
5	GD7460	1	Jam Nut, 2½"-12
6	GA17146 GA17147	1 -	Spindle (1100/1300) Spindle (1500)
7	G10535	1	Hex Socket Set Screw, ⅜"-16 x ¾"
8	GA14328 GD20399 G10641	2 - -	Hub Bolt Assembly Hub Bolt, 1¼" x 4½" Grease Fitting, ⅛" NPT
9	G10236	2	Lock Washer, 1¼"
10	GD7452	2	Seal
11	GD28679	2	Washer, UHMW Polyethylene
12	GD20443	12	Cast Iron Segment, Drilled
13	GD20444	12	Cast Iron Segment, Tapped
14	GD2169	24	Special Washer, 25/32" I.D. x 1¼" O.D., Hardened
15	G10029	24	Hex Head Cap Screw, ¾"-10 x 4½"
A	GA14780 GA15590	- -	End Wheel Hub Assembly, (Items 1-11) (1100/1300) End Wheel Hub Assembly, (Items 1-11) (1500)



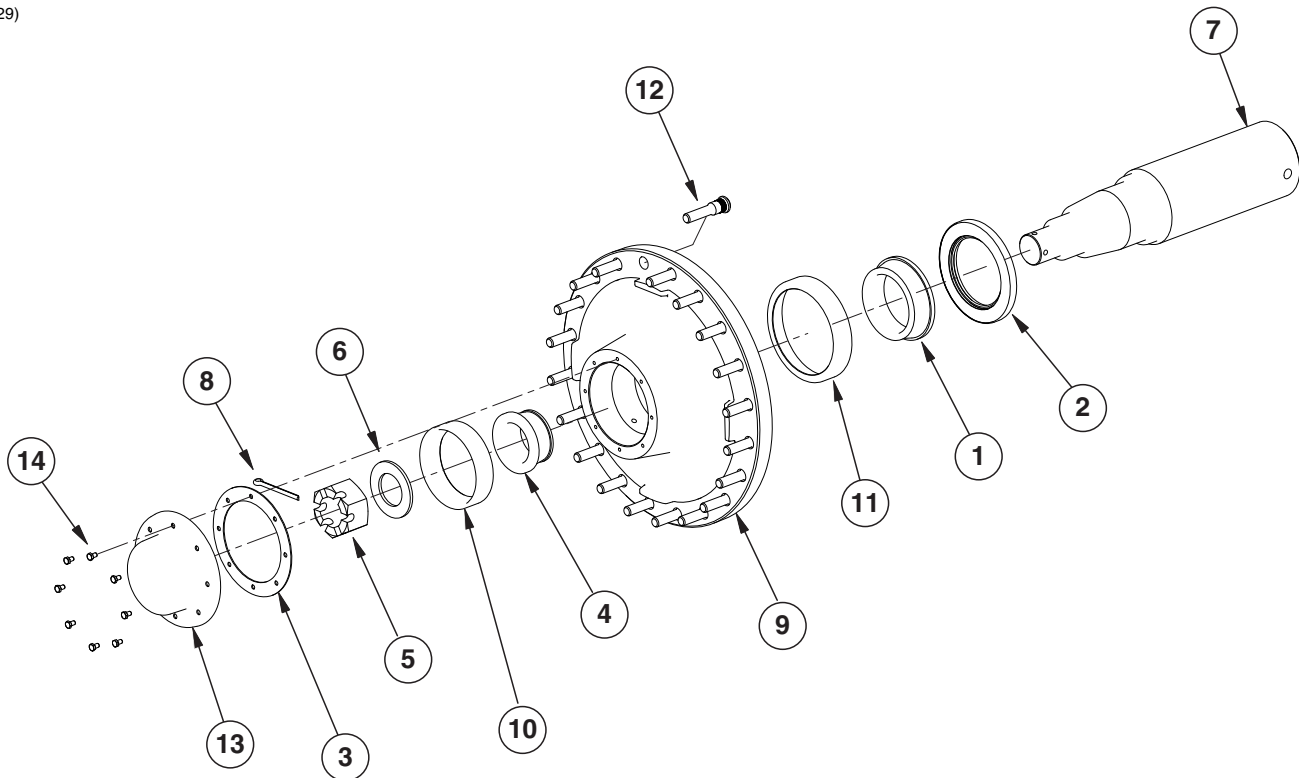
ITEM	PART NO.	QTY.	DESCRIPTION
1	GA14775	1	Mid Wheel (1100/1300)
	GA15585	-	Mid Wheel (1500)
2	GA17146	1	Spindle (1100/1300)
	GA17147	-	Spindle (1500)
3	GD7452	2	Seal
4	GA0779	2	Bearing
5	GD24952	1	Stepped Nut, 2½"-12
6	GD7460	1	Jam Nut, 2½"-12
7	GA5487	2	Bolt W/Grease Fitting, 1¼" x 3½", Grade 8
	G10641	-	Grease Fitting, ⅛" NPT
	GD7497	-	Hub Bolt, 1¼"-7 x 3½"
8	G10236	2	Lock Washer, 1¼"
9	G10535	1	Hex Socket Set Screw, ⅜"-16 x ¾"
10	GR0323	2	Cup (Part of Item 1)
11	GD28679	2	Washer, UHMW Polyethylene
A	GA14777	4	Mid Wheel Assembly (Items 1-9 and 11) (1100/1300)
	GA15587	-	Mid Wheel Assembly (Items 1-9 and 11) (1500)

(IP1328)



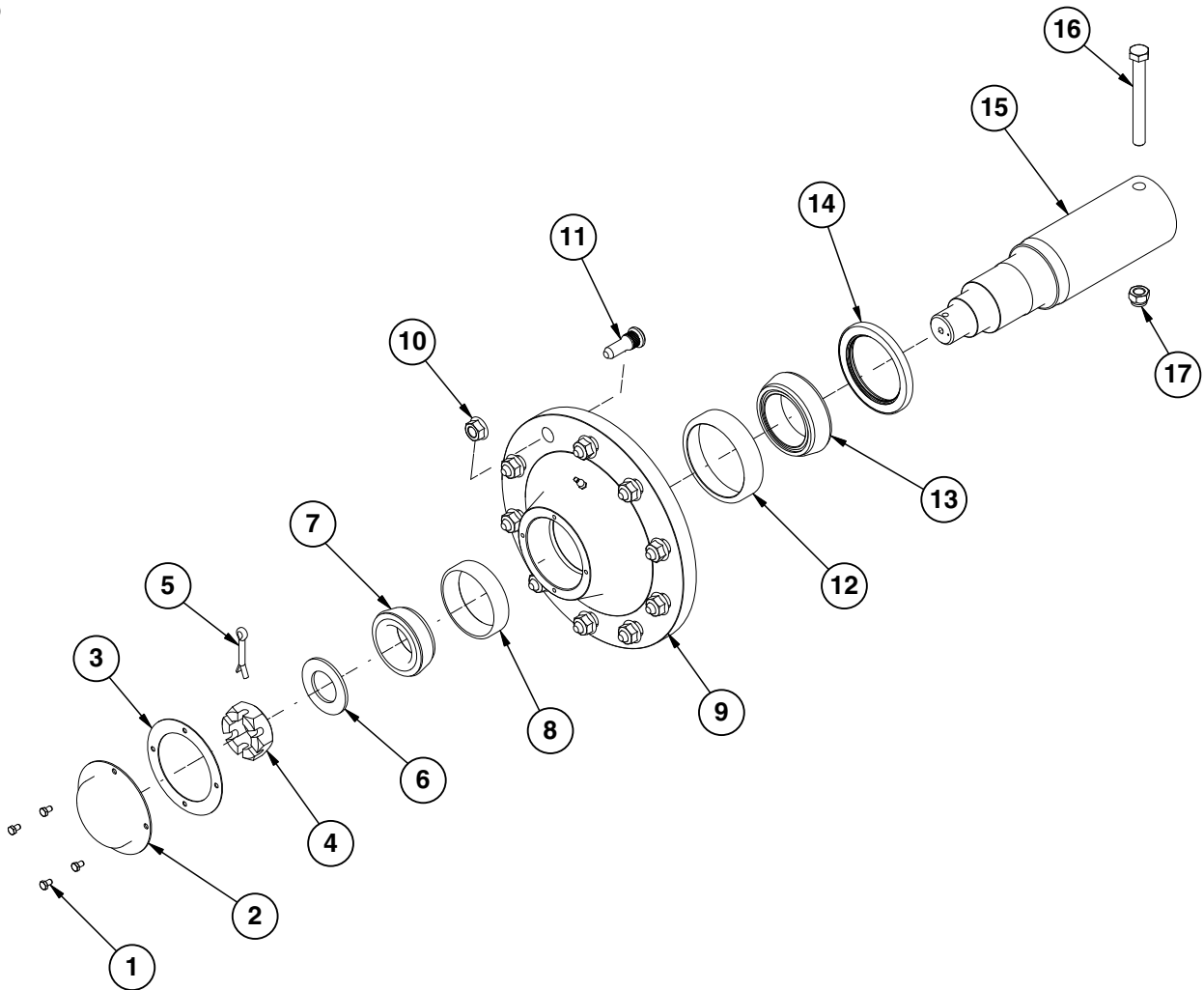
ITEM	PART NO.	QTY.	DESCRIPTION
1	GA11509	1	Hub W/Cups, Grease Fitting And Stud Bolts (20 Bolt High Strength) (Includes Items 2 and 3)
2	GR0191	2	Inner Cup
3	GR1681	10	Stud Bolt, $\frac{3}{4}$ "-16 x $\frac{3}{8}$ "
4	GA0531	2	Inner Bearing
5	GD22536	1	Spindle
6	GA0532	1	Seal
7	GD16710	1	Washer, 2 $\frac{1}{2}$ "
8	GD16709	1	Slotted Hex Nut, 2 $\frac{1}{2}$ "-20
9	G11196	1	Spring Pin, $\frac{1}{2}$ " x 4
10	GD16565	1	Seal
11	GB0382	1	Dust Cap
12	G10043	6	Hex Head Cap Screw, $\frac{5}{16}$ "-18 x $\frac{3}{4}$ "
13	G10625	10	Flange Nut, $\frac{3}{4}$ "-16

(IP1329)



ITEM	PART NO.	QTY.	DESCRIPTION
1	GR2031	1	Inner Bearing
2	GR2033	1	Grease Seal
3	GR2037	1	Seal
4	GR2032	1	Outer Bearing
5	GR2034	1	Spindle Nut
6	GR2035	1	Washer, 4½" x 2⅝" x ¼"
7	GD22758	1	Spindle
8	GR2036	1	Cotter Pin, ⅜" x 4"
9	GR2027	1	Hub W/Cups (Items 1, 4, and 12)
	GR2039	1	Grease Fitting
10	GR2030	1	Outer Cup
11	GR2029	1	Inner Cup
12	GR1681	20	Stud Bolt, ¾"-16 x 3⅞"
13	GR2038	1	Dust Cap
14	G10054	8	Hex Head Cap Screw, ⅝"-18 x ½"

(IP1362)



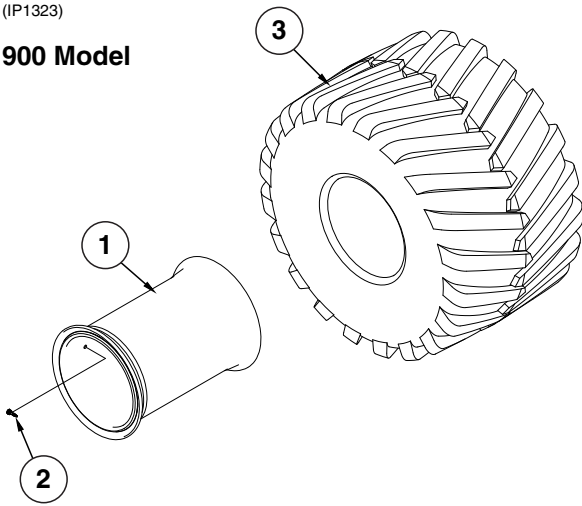
ITEM	PART NO.	QTY.	DESCRIPTION
1	G10054	4	Hex Head Cap Screw, $\frac{5}{16}$ "-18 x $\frac{1}{2}$ "
2	GD1360	1	Dust Cap
3	GD1359	1	Seal
4	G10726	1	Slotted Hex Nut, 2"-12
5	G10471	1	Cotter Pin, $\frac{3}{8}$ " x 2 $\frac{1}{2}$ "
6	G11398	1	Flat Washer, 2"
7	GA0530	1	Outer Bearing
8	GR0192	1	Outer Cup
9	GA11388	1	Hub, 10 Bolt W/Cups (Items 8 and 11-12)
	G10373	1	Grease Fitting, 45°, $\frac{1}{8}$ "-27
10	G10625	10	Flange Nut, $\frac{3}{4}$ "-16
11	GR2069	10	Stud Bolt, $\frac{3}{4}$ "-16 x 2 $\frac{3}{4}$ "
12	GR0191	1	Inner Cup
13	GA0531	1	Inner Bearing
14	GA0532	1	Seal
15	*GD22535	1	Row Crop Spindle
16	G10400	1	Hex Head Cap Screw, $\frac{3}{4}$ "-10 x 6 $\frac{1}{2}$ "
17	G10112	1	Lock Nut, $\frac{3}{4}$ "-10

A	GA15643	-	Hub Assembly (Includes Items 1-15)
---	---------	---	------------------------------------

*Row Crop Only: When electronic scale package is used [See "Electronic Scale Components, Row Crop" on page P159](#) for parts information.

(IP1323)

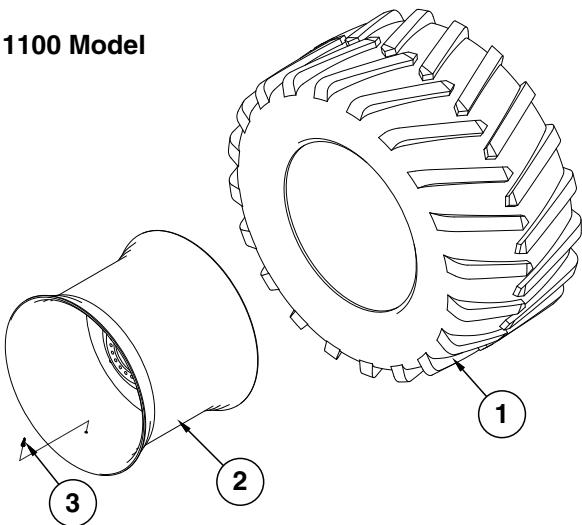
900 Model



ITEM	PART NO.	QTY.	DESCRIPTION
1	GA13736	1	Rim, 25" x 36"
2	GA9975	1	Valve Stem
3	D22180	1	Tire, 66/43.00-25, 20 PLY R1 (Non-Stock Item)

(IP1330)

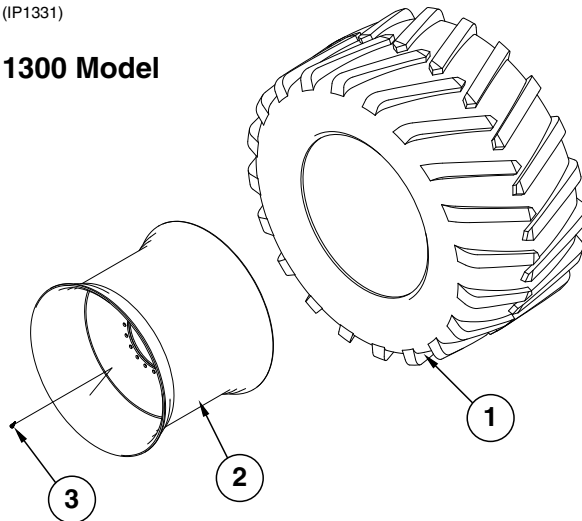
1100 Model



ITEM	PART NO.	QTY.	DESCRIPTION
1	GD22761	1	Tire 1100/45R46, 189A8/B
2	GA15821	1	Rim, 46" x 38"
3	GA6128	1	Valve Stem

(IP1331)

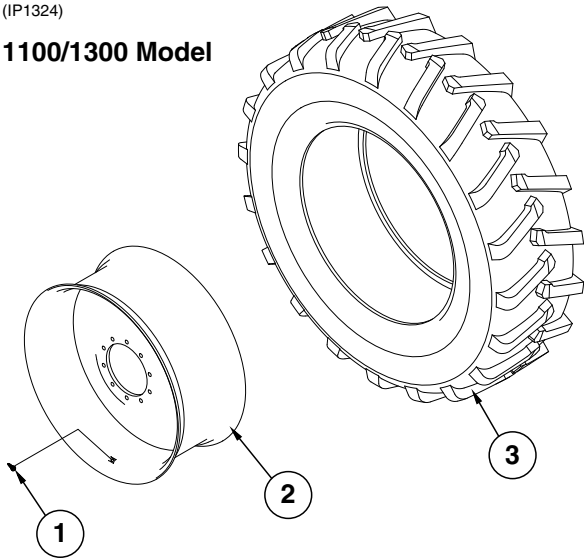
1300 Model



ITEM	PART NO.	QTY.	DESCRIPTION
1	GD22761	1	Tire 1100/45R46, 189A8/B
	GD30616	1	Tire 1250/50R32, CFO
2	GA15800	1	Rim, 46" x 38"
	GA21452	1	Rim, 32" x 44"
3	GA6128	1	Valve Stem
	GA9975	1	Valve Stem

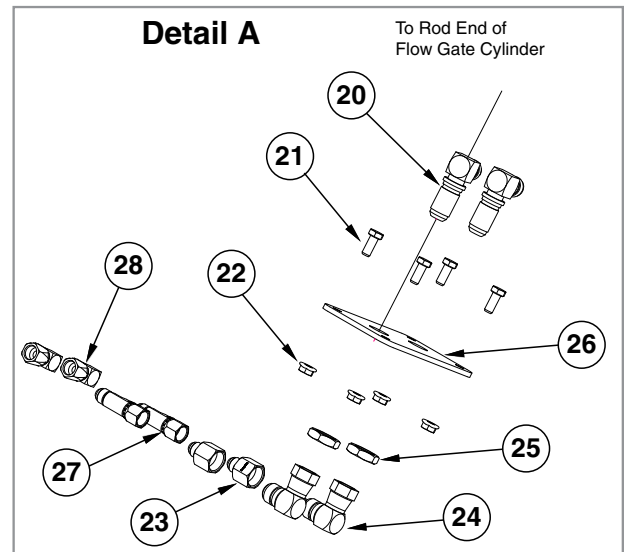
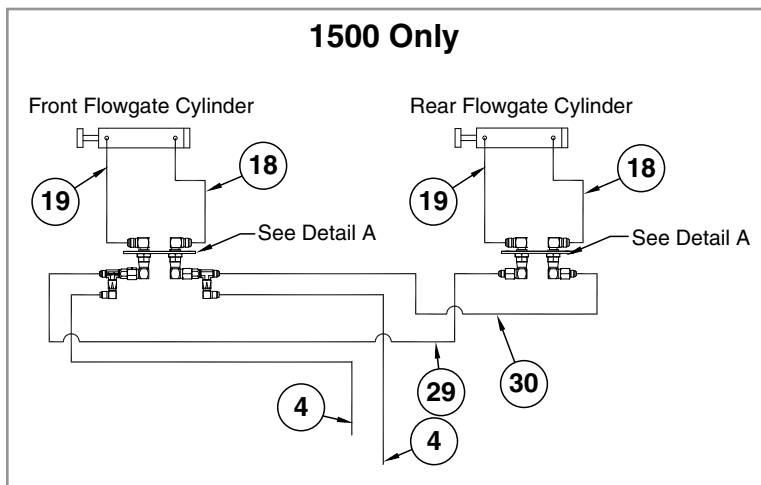
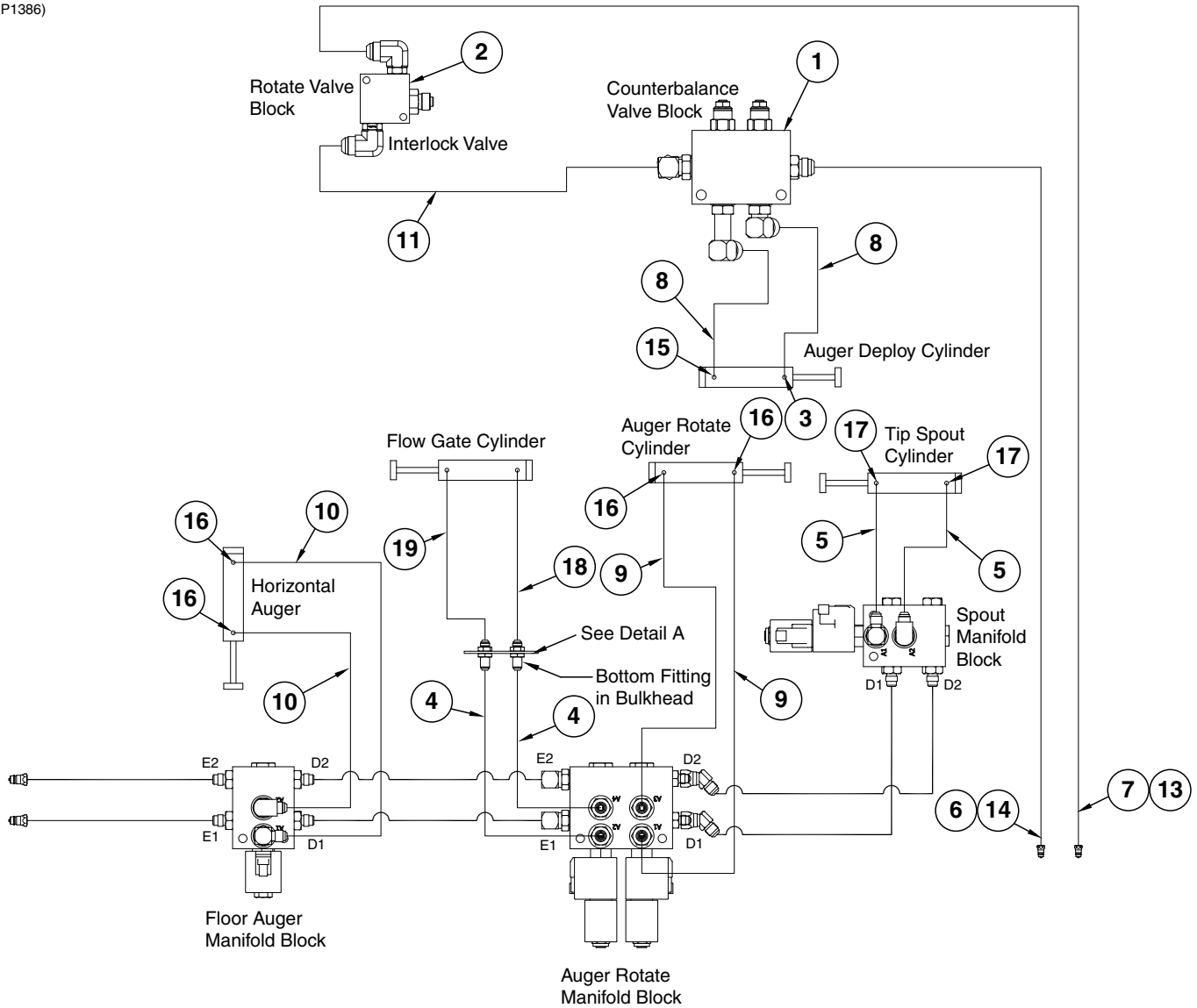
(IP1324)

1100/1300 Model



ITEM	PART NO.	QTY.	DESCRIPTION
1	GA6128	1	Valve Stem
2	GA15545	1	Rim, 42" x 18WHL-20
3	GD21895	1	Tire, 520/85R42, 165 A8/B

(IP1386)

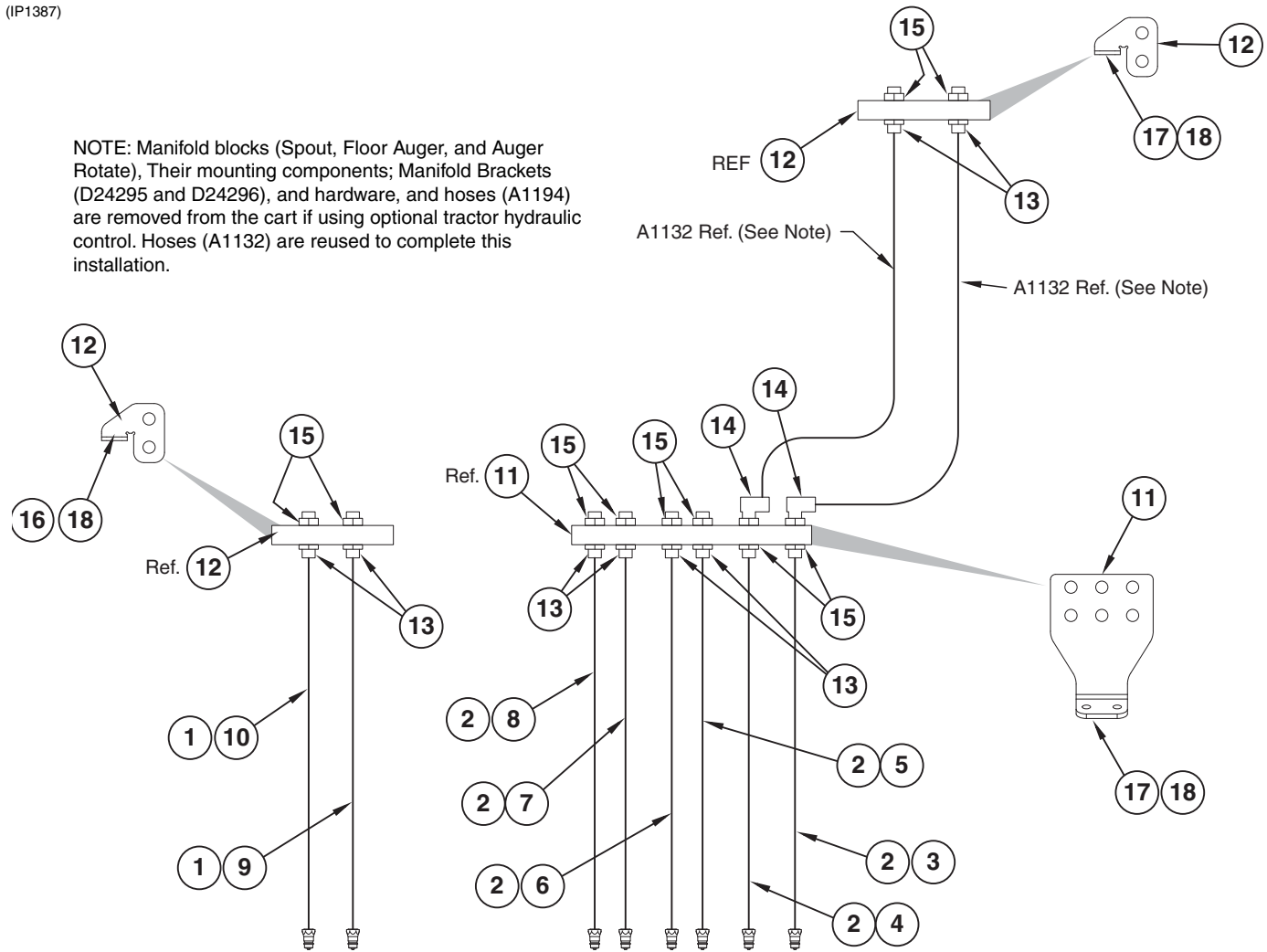


ITEM	PART NO.	QTY.	DESCRIPTION
1	---	-	See "Counterbalance Valve Block" on page P145
2	---	-	See "Rotate Valve Block Assembly (2012 Production)" on page P146 See "Rotate Valve Block Assembly (2013 Production and On)" on page P147
3	GA9705	1	Restrictor Elbow
4	*A7665	2	Hose Assembly, 1/4" x 158" (1300)
	*A1116	2	Hose Assembly, 1/4" x 136" (1100)
	*A1121	2	Hose Assembly, 1/4" x 180" (1500)
	*A1107	2	Hose Assembly, 1/4" x 140" (900)
5	*A7656	2	Hose Assembly, 1/4" x 200"
6	*A15015	1	Hose Assembly W/Tip, 3/8" x 255"
	GD4086	-	ISO Coupler
7	*A1091	1	Hose Assembly W/Tip, 3/8" x 216"
	GD4086	-	ISO Coupler
8	*A15013	2	Hose Assembly, 3/8" x 32"
9	*A1140	2	Hose Assembly, 1/4" x 52"
10	*A1132	2	Hose Assembly, 1/4" x 44"
11	*A3159	1	Hose Assembly, 3/8" x 97"
12	---	---	---
13	GD10057-02	1	Hose Identification Sleeve, Red BB
14	GD10057-01	1	Hose Identification Sleeve, Red AA
15	G6801-08	1	Elbow W/O-Ring, 90°, 3/4"-16 Male JIC To O-Ring
	GR1037	-	O-Ring
16	G6801-06	4	Elbow W/O-Ring, 90°, 9/16"-18 Male JIC To O-Ring
	GR1045	-	O-Ring
17	G6801-06-08	2	Elbow W/O-Ring, 90°, 9/16"-18 Male JIC To 3/4"-16 O-Ring
	GR1037	-	O-Ring
18	*A1098	1	Hose Assembly, 3/8" x 26"
19	*A1018	1	Hose Assembly, 3/8" x 40"
20	G2701-08	2	Bulkhead Elbow, 90°, 3/4"-16 Male JIC
21	G10043	4	Hex Head Cap Screw, 5/16"-18 x 3/4"
22	G10620	4	Serrated Flange Nut, 5/16"-18
23	G2406-08-06	2	Reducer, 3/4"-16 Female JIC To 9/16"-18 Male JIC
24	G6500-08	2	Swivel Elbow, 90°, 3/4"-16 Male JIC To Female
25	G306-08	2	Lock Nut, 3/4"-16
26	GD24006	1	Flow Gate Cylinder Bulkhead
27	G6602-06	2	Swivel Tee, 9/16"-18 JIC (1500 only) (Front Only)
28	G6500-06	2	Swivel Elbow, 90°, 9/16"-18 Male JIC To Female (1500 only) (Front Only)
29	*A7666	1	Hose Assembly, 1/4" x 154"
30	*A1110	1	Hose Assembly, 1/4" x 150"

*Hydraulic hose is not stocked by Kinze Repair Pars, but can be made available on a special order basis. Call for quote.

(IP1387)

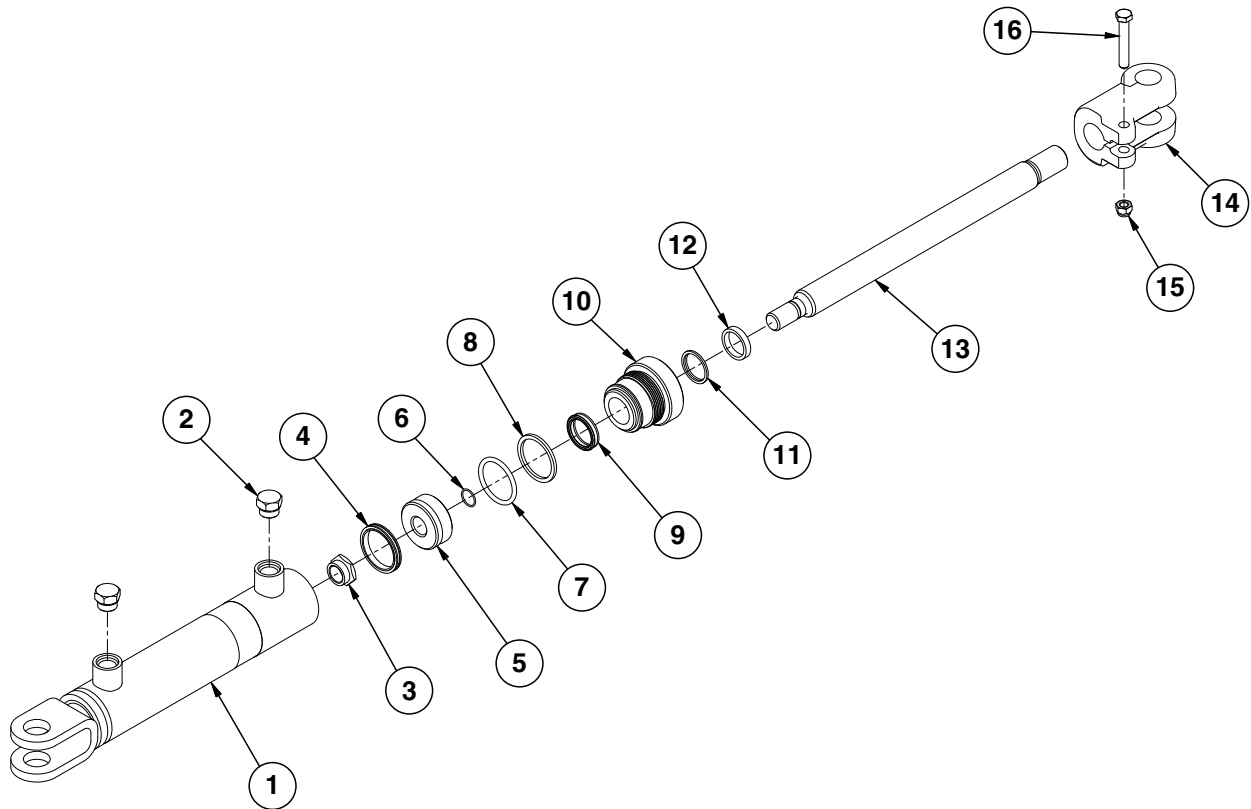
NOTE: Manifold blocks (Spout, Floor Auger, and Auger Rotate), Their mounting components; Manifold Brackets (D24295 and D24296), and hardware, and hoses (A1194) are removed from the cart if using optional tractor hydraulic control. Hoses (A1132) are reused to complete this installation.



ITEM	PART NO.	QTY.	DESCRIPTION
1	*A7662	2	Hose Assembly W/Tip, 1/4" x 167"
2	*A7664	6	Hose Assembly W/Tip, 1/4" x 198"
3	GD10057-08	1	Hose Identification Sleeve, Yellow BB
4	GD10057-07	1	Hose Identification Sleeve, Yellow AA
5	GD10057-10	1	Hose Identification Sleeve, White BB
6	GD10057-09	1	Hose Identification Sleeve, White AA
7	GD10057-04	1	Hose Identification Sleeve, Blue BB
8	GD10057-03	1	Hose Identification Sleeve, Blue AA
9	GD10057-06	1	Hose Identification Sleeve, Green BB
10	GD10057-05	1	Hose Identification Sleeve, Green AA
11	GD24292	1	Bulkhead Bracket
12	GD24293	2	Bulkhead Bracket
13	G2700-06-06	8	Bulkhead Tube Union, 1/16"-18 Male JIC
14	G2701-06	2	Bulkhead Elbow, 90°, 1/16"-18 Male JIC
15	G306-06	10	Lock Nut, 1/16"-18
16	G10062	1	Hex Head Cap Screw, 3/8"-16 x 3"
17	G10004	4	Hex Head Cap Screw, 3/8"-16 x 1 1/4"
18	G11091	5	Serrated Flange Nut, 3/8"-16

*Hydraulic hose is not stocked by Kinze Repair Pars, but can be made available on a special order basis. Call for quote.

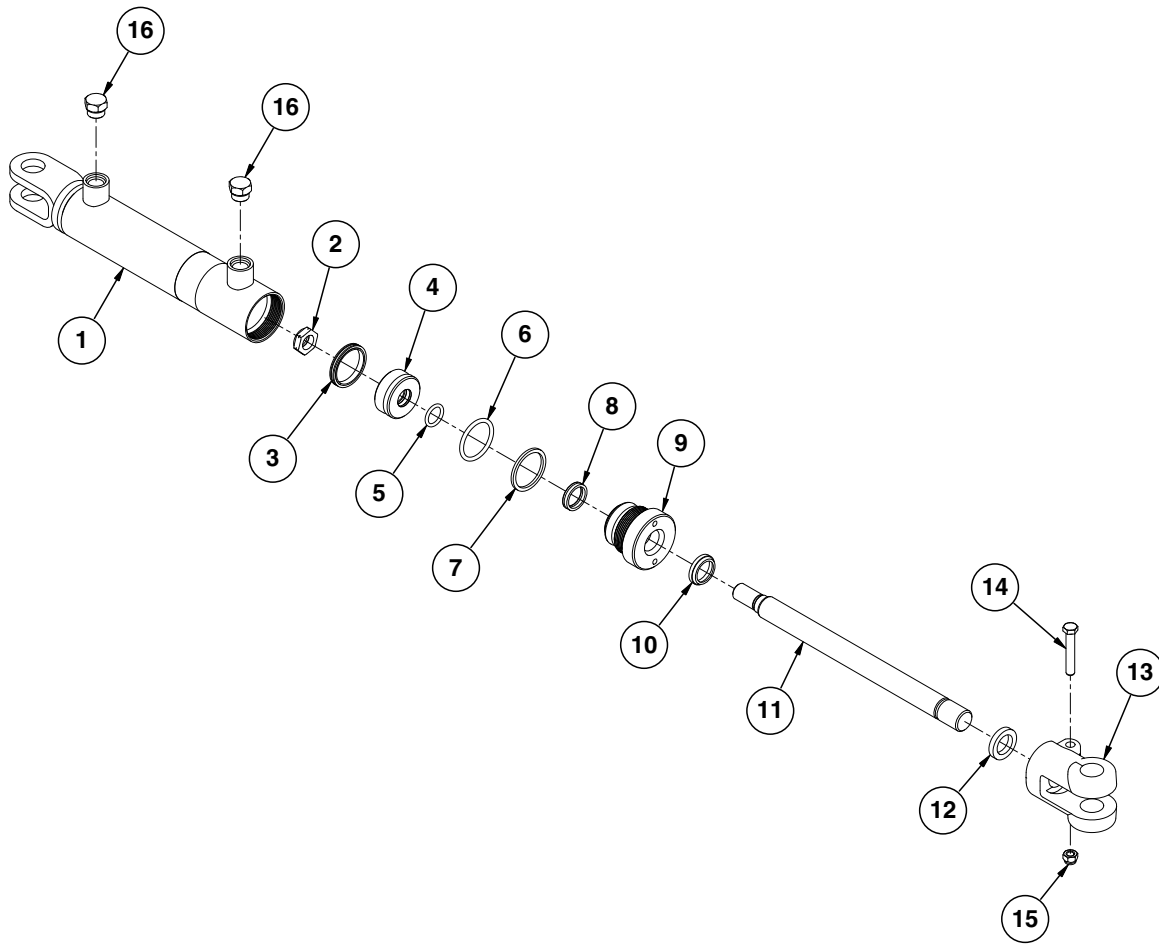
(IP1332)



ITEM	PART NO.	QTY.	DESCRIPTION
1	A17219	1	Barrel (900/1100)
	A8775	-	Barrel (1300/1500)
2	G6408-08	2	Plug W/O-Ring, 3/4"-16 O-Ring
	GR1037	-	O-Ring
3	G10967	1	Lock Nut, 3/4"-16
4	*D12277	1	T-Seal
5	GD4632	1	Piston
6	*D12239	1	O-Ring, No. 016
7	*D12235	1	O-Ring, No. 326
8	*D12236	1	Back-Up Ring
9	*D19250	1	U-Cup
10	GD5949	1	Gland
11	*D19251	1	Wiper
12	GD19662	1	Ring
13	GD25774	1	Rod (900)
	GD25065	-	Rod (1100/1300/1500)
14	GD25138	1	Clevis
15	G10108	1	Lock Nut, 3/8"-16
16	G10939	1	Hex Head Cap Screw, 3/8"-16 x 2 1/4"
A	GA17629	-	Cylinder Complete, 2" x 8" (Part Number Stamped On Barrel) (900)
A	GA17237	-	Cylinder Complete, 2" x 8" (Part Number Stamped On Barrel) (1300/1500)
B	GA17220	-	Cylinder Complete, 2" x 9 1/2" (Part Number Stamped On Barrel) (1100)
C	GR1930	-	Seal Kit

*Part of seal kit, item can not be purchased individually.

(IP1522)

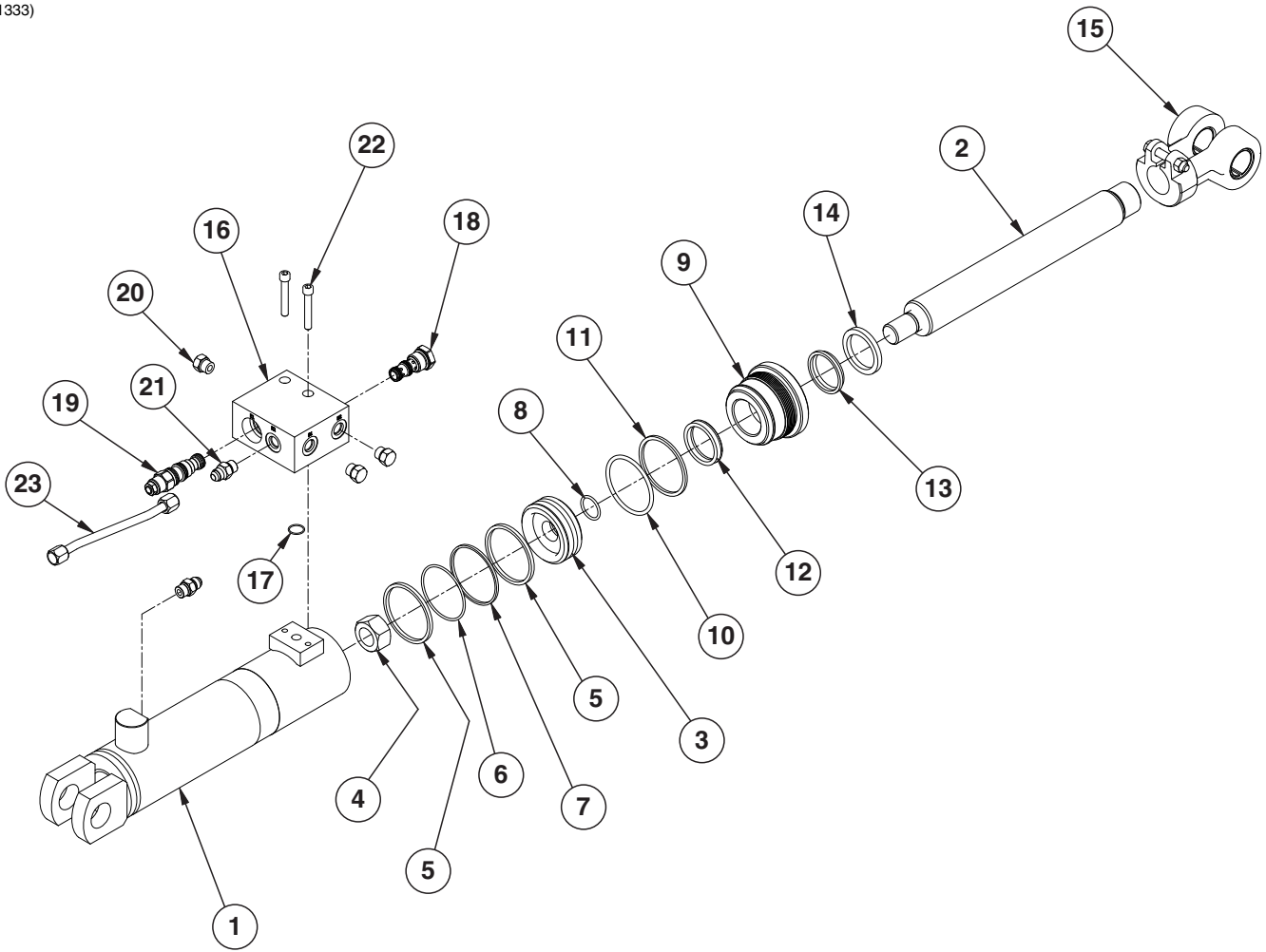


ITEM	PART NO.	QTY.	DESCRIPTION
1	A8775	1	Barrel
2	GD27233	1	Nylon Lock Nut, 3/4"-16, Grade 8
3	*D12277	1	T-Seal
4	GD29689	1	Piston
5	*D29692	1	O-Ring, No. 326
6	*D12235	1	O-Ring, No. 326
7	*D12236	1	Back-Up Ring
8	*D12256	1	U-Cup
9	GD12510	1	Gland
10	*D12233	1	Wiper Rod
11	GD30439	1	Rod
12	GD12101	1	Ring
13	GD11950	1	Clevis
14	G10939	1	Hex Head Cap Screw, 3/8"-16 x 2 1/4"
15	G10108	1	Lock Nut, 3/8"-16
16	G6408-08	2	Plug W/O-Ring, 3/4"-16 O-Ring
	GR1037	-	O-Ring
A	GA21166	-	Cylinder Complete, 2" x 8" (Part Number Stamped On Barrel)
B	GR2229	-	Seal Kit, Includes: (1) Wiper Rod, (2) U-Cup, (3) O-Rings, (1) Back-Up Ring, (1) T-Seal

*Part of seal kit, item can not be purchased individually.

This page left blank intentionally.

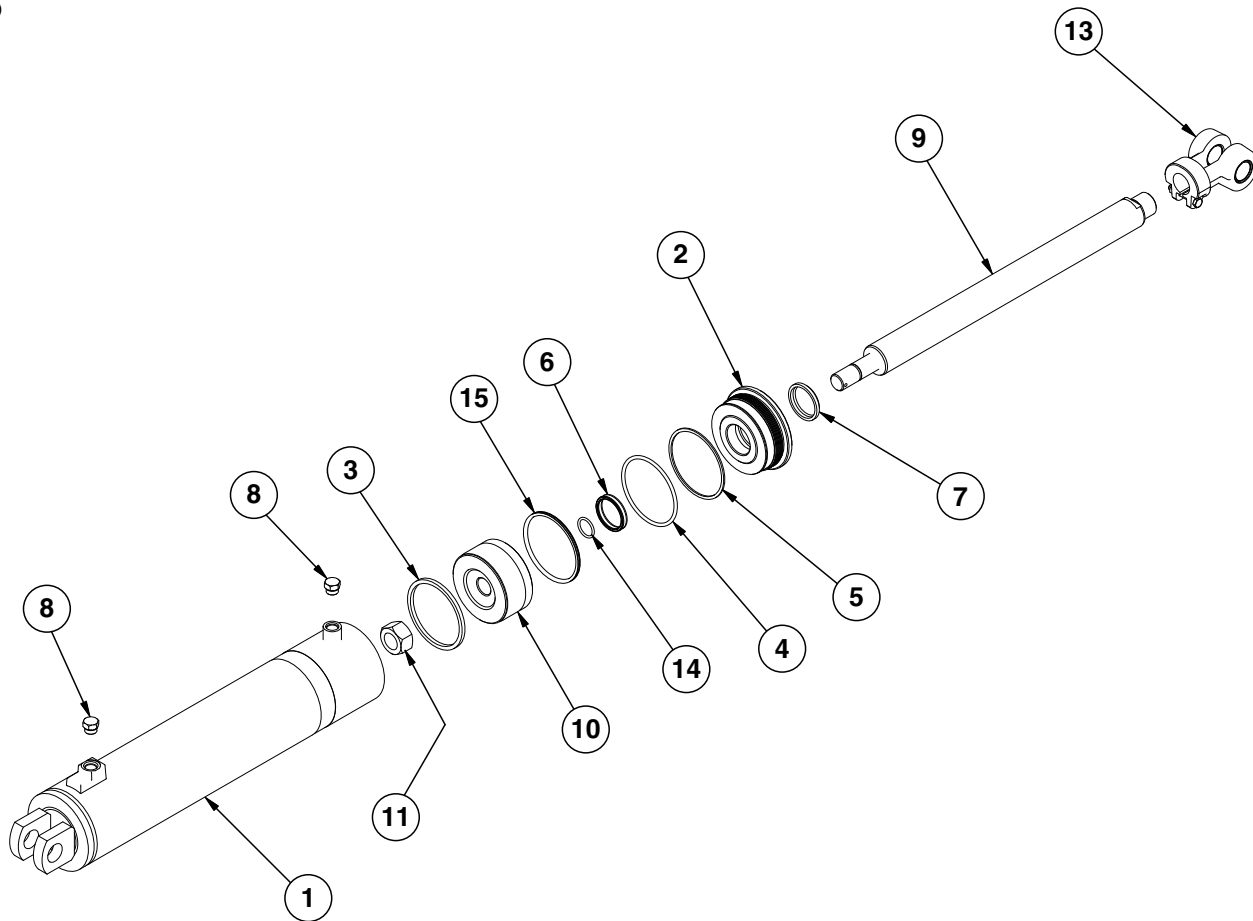
(IP1333)



ITEM	PART NO.	QTY.	DESCRIPTION
1	A16132	1	Barrell
2	GD16202	1	Rod
3	GD16200	1	Piston
4	G10958	1	Lock Nut, 1"-14
5	*D12050	2	Piston Ring, 3"
6	*D12051	1	Piston Seal, 3"
7	*D12209	1	Energizer Seal, 3"
8	*D12208	1	O-Ring, No. 214
9	GD11984	1	Gland
10	*D12202	1	O-Ring, No. 334
11	*D12203	1	Back-Up Ring
12	*D12253	1	U-Cup
13	*D12200	1	Wiper, 1¾"
14	*D12104	1	Ring
15	GA8130	1	Clevis W/Bushings, Hex Head Cap Screw And Hex Nut
	GR1401	-	Bushing
	G10939	-	Hex Head Cap Screw, ¾"-16 x 2¼"
	G10101	-	Hex Nut, ¾"-16
16	GD23404	1	Block
17	GD12239	1	O-Ring, No. 016
18	GA13965	1	Bi-Directional Flow Control
19	GA8882	1	Counter Balance Valve
	GR1517	-	Seal Kit For Counter Balance Valve, Includes: (3) O-Rings, (3) BU Rings
20	G6408-06	3	Plug W/O-Ring, ⅞"-18 O-Ring
	GR1045	-	O-Ring
21	G6400-06	2	Connector W/O-Ring, ⅞"-18 Male JIC To O-Ring
	GR1045	-	O-Ring
22	G10932	2	Hex Socket Head Cap Screw, ⅝"-18 x 2", Grade 8
23	GA16133	1	Hydraulic Steel Tube, ⅜"
A	GA16134	-	Cylinder Complete, 3" x 10" (Part Number Stamped On Barrell) W/Block
B	GR1740	1	Seal Kit, Includes: (1) Wiper, (1) U-Cup, (2) O-Rings, (1) BU Ring, (2) Cast Iron Rings, (1) Seal, (1) Energizer

*Item is part of seal kit, item can not be purchased individually.

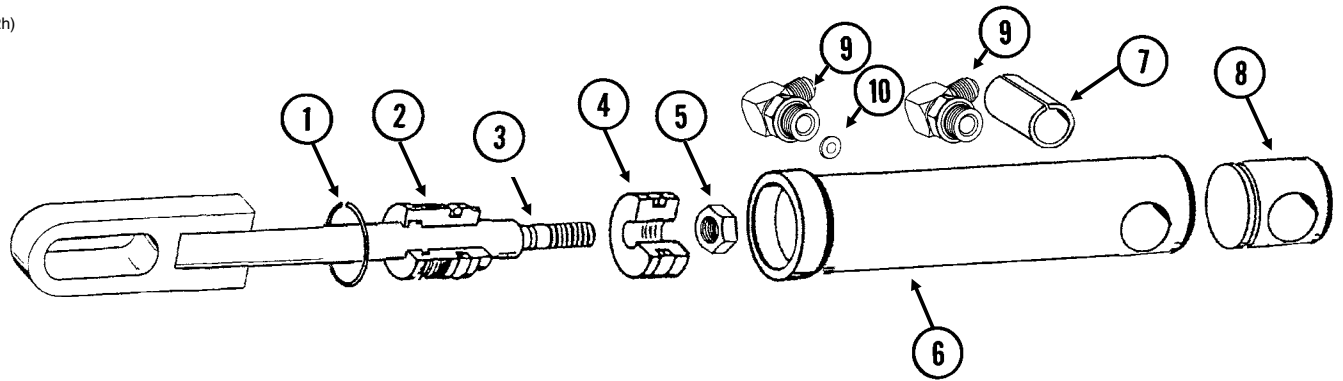
(IP1334)



ITEM	PART NO.	QTY.	DESCRIPTION
1	A9610	1	Barrel
2	GD12572	1	Gland
3	*D12092	1	Piston Ring
4	*D12246	1	O-Ring, No. 348
5	*D12247	1	Back-Up Ring
6	*D12255	1	U-Cup
7	*D12240	1	Wiper, 2"
8	G6408-08 GR1037	2 -	Plug W/O-Ring, 3/4"-16 O-Ring O-Ring
9	GD13500	1	Rod
10	GD13498	1	Piston
11	G10948	1	Lock Nut, 1 1/8"-12
12	---	-	---
13	GA8130 GR1401 G10939 G10101	1 - - -	Clevis W/Bushings, Hex Head Cap Screw And Hex Nut Bushing Hex Head Cap Screw, 3/8"-16 x 2 1/4" Hex Nut, 3/8"-16
14	*D12267	1	O-Ring, No. 342
15	*D12283	1	T-Seal, 4 3/4"
A	GA9611	1	Cylinder Complete, 4 3/4" x 20" (Part Number Stamped On Barrel)
B	GR1600	1	Seal Kit, Includes: (1) Wiper, (1) U-Cup, (2) O-Rings, (1) BU Ring, (1) T-Seal, (1) Piston Ring

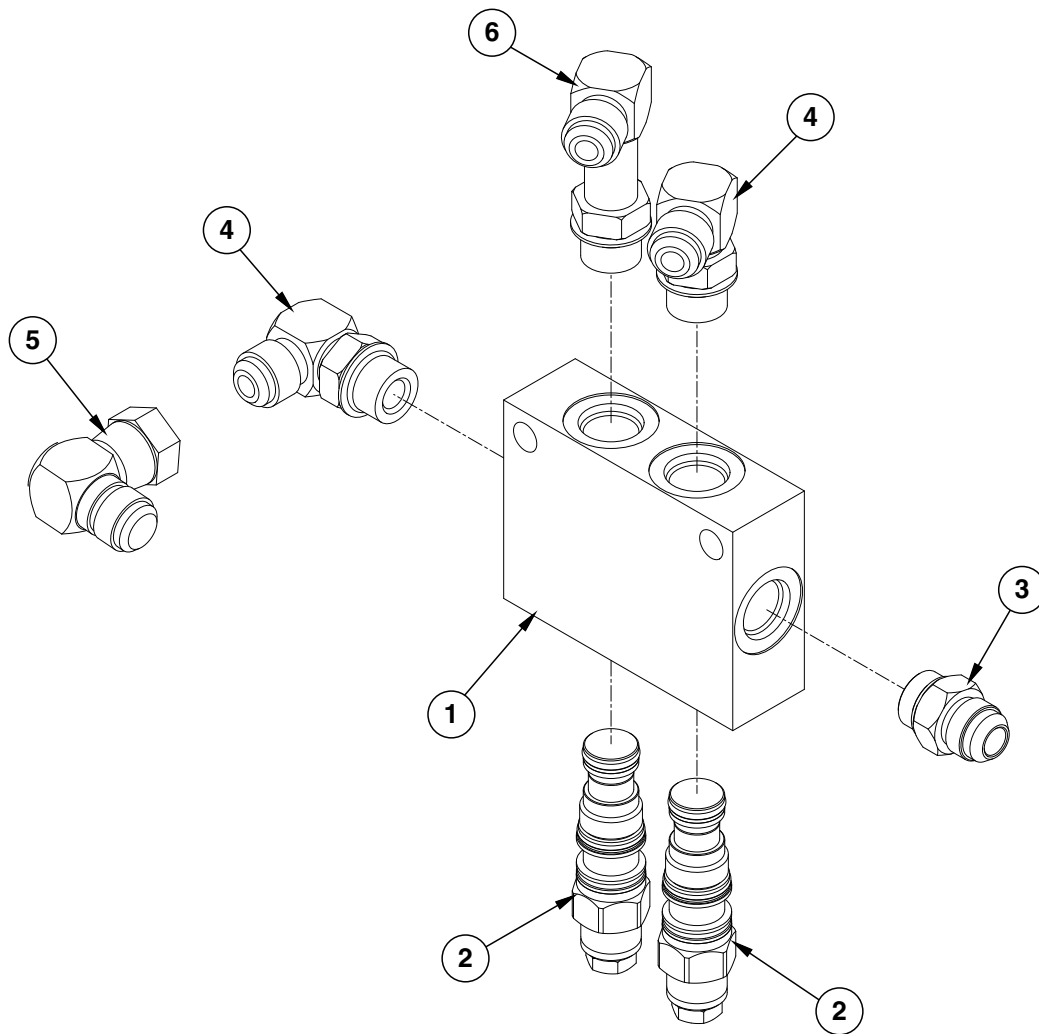
*Item is part of seal kit, item can not be purchased individually.

(CYL2h)



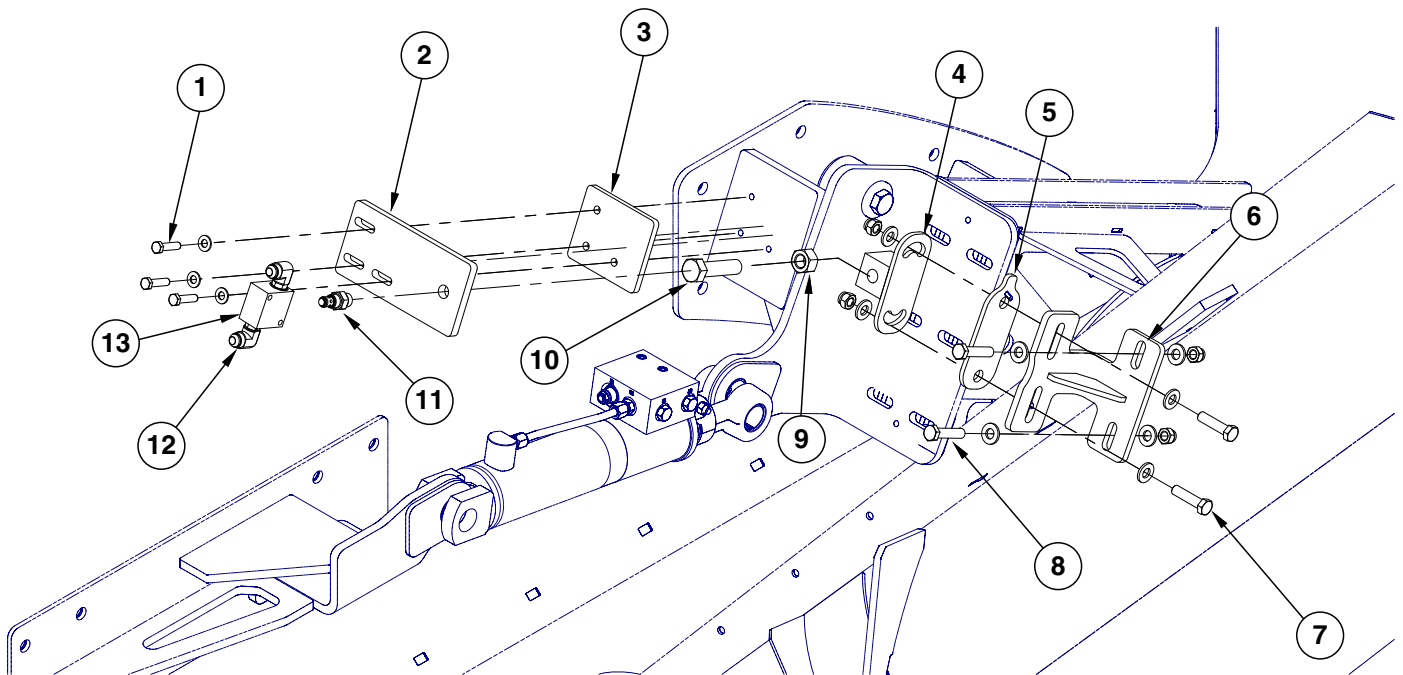
ITEM	PART NO.	QTY.	DESCRIPTION
1	G10770	1	Internal Retaining Ring, 1 ¹¹ / ₁₆ "
2	GA13651	1	Head Gland Assembly (Includes Back-Up Ring, O-Ring, U-Cup, Wiper, Bushing, and Head Gland)
3	GA9561	1	Rod Assembly
4	GD13172	1	Piston
5	GD27232	1	Nylon Lock Nut, 1/2"-20, Grade 8
6	D13169	1	Barrel
7	GD13400	1	Tension Bushing, 1" x 2" Long
8	GD13173	1	End Cap
9	G6801-06-08	2	Elbow W/O-Ring, 90°, 9/16"-18 Male JIC To 3/4"-16 O-Ring
	GR1037	-	O-Ring
10	GD13541	1	Orifice Plate, One-Way Restriction
A	GA9616	-	Cylinder Complete, 1 1/2" x 2 1/2" (Part Number Stamped On Barrel)
B	GR1598	-	Seal Kit, Includes: (3) O-Rings, (2) BU Rings, (1) Wiper, (1) T-Seal, (1) Bronze Bushing, (1) Seal, (1) U-Cup

(IP1336)



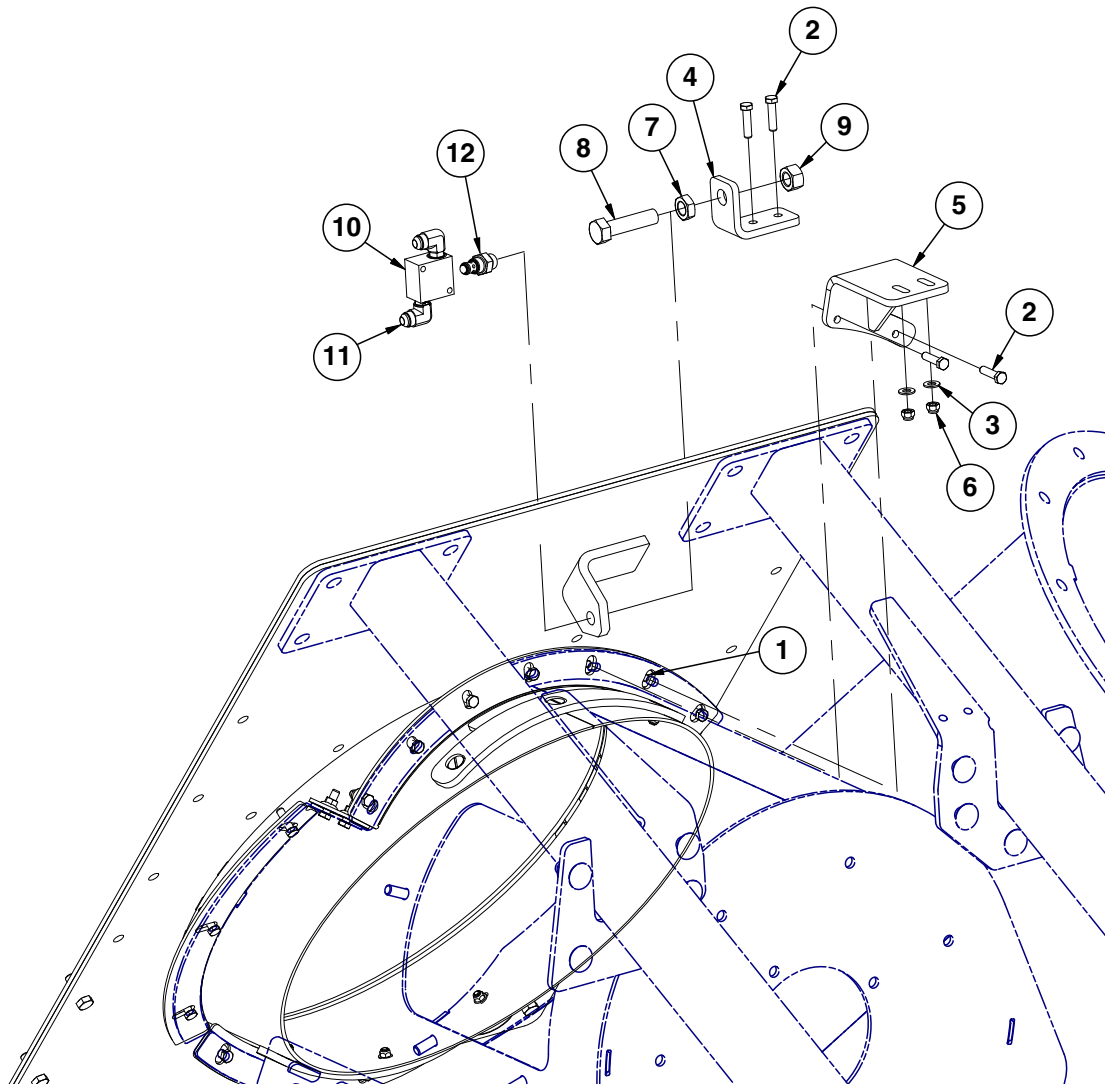
ITEM	PART NO.	QTY.	DESCRIPTION
1	GD13499	1	Valve Block
2	GA8882	2	Counter Balance Valve
	GR1517	-	Seal Kit For Counter Balance Valve, Includes: (3) O-Rings, (3) BU Rings
3	G6400-08	1	Connector W/O-Ring, 3/4"-16 Male JIC To O-Ring
	GR1037	-	O-Ring
4	G6801-08	2	Elbow W/O-Ring, 90°, 3/4"-16 Male JIC To O-Ring
	GR1037	-	O-Ring
5	G6500-08	1	Swivel Elbow, 90°, 3/4"-16 Male JIC To Female
6	G6801-L-08	1	Long Elbow W/O-Ring, 90°, 3/4"-16 Male JIC To O-Ring

(TP1114)



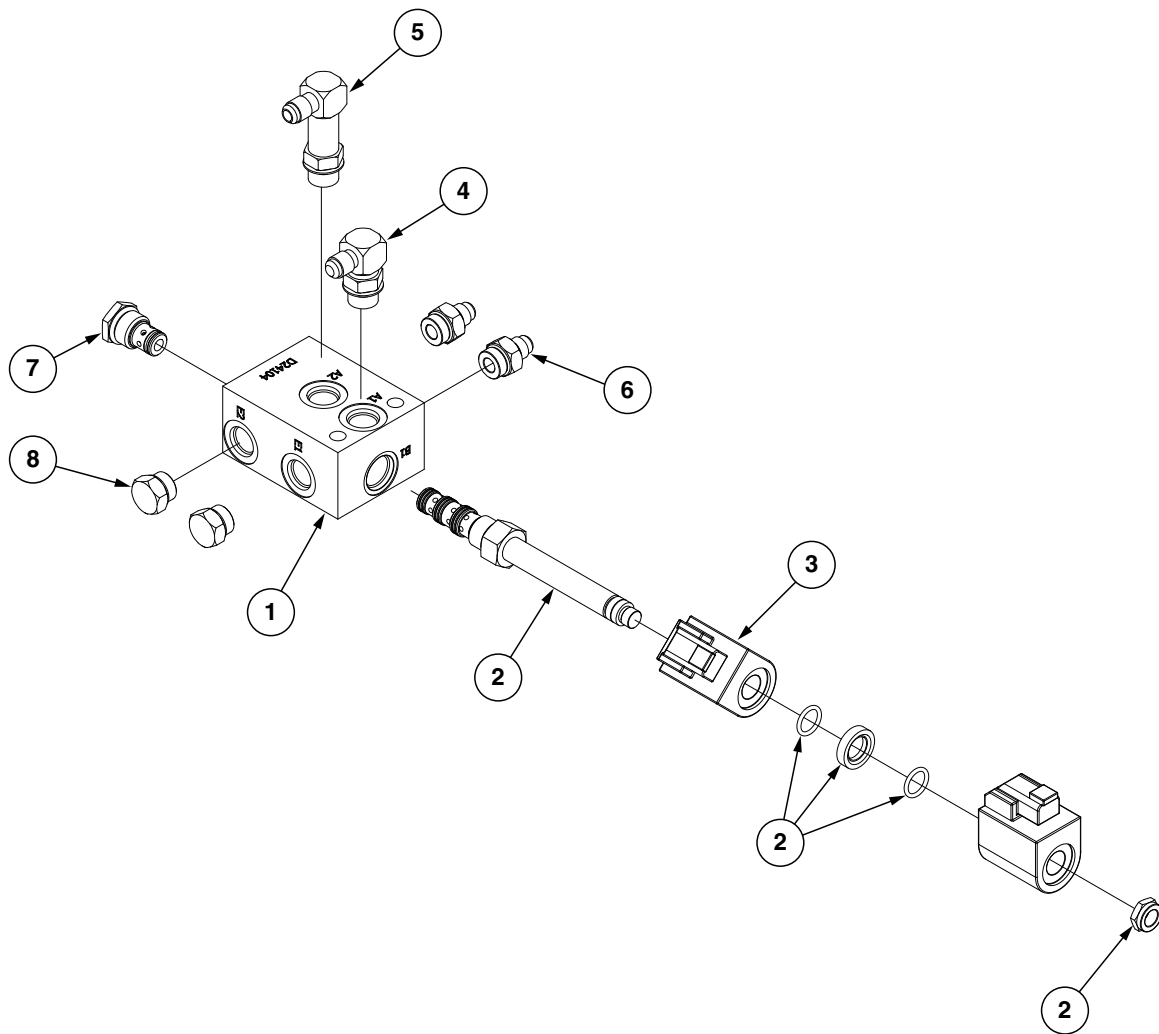
ITEM	PART NO.	QTY.	DESCRIPTION
1	G10003	3	Hex Head Cap Screw, $\frac{3}{8}$ "-16 x $1\frac{1}{2}$ "
	G11387	3	Flat Washer, $\frac{3}{8}$ " SAE
2	GD25780	1	Valve Block Mount
3	GD25779	1	Valve Block Mount Shim
4	GA17637	1	Tap Block
5	GD25781	1	Limit Valve Shim
6	GA17636	1	Tap Block Mount
7	G10581	2	Hex Head Cap Screw, $\frac{1}{2}$ "-13 x $2\frac{1}{4}$ "
	G11389	2	Flat Washer, $\frac{1}{2}$ " Plated SAE
	G10111	2	Lock Nut, $\frac{1}{2}$ "-13
8	G10016	2	Hex Head Cap Screw, $\frac{1}{2}$ "-13 x 2"
	G11389	2	Flat Washer, $\frac{1}{2}$ " Plated SAE
	G10111	2	Lock Nut, $\frac{1}{2}$ "-13
9	G10176	1	Hex Jam Nut, $\frac{3}{4}$ "-16 Grade 2
10	G11529	1	Hex Head Cap Screw, $\frac{3}{4}$ "-16 x 3" Grade 5
11	GR2081	1	Valve
12	G6801-08-06	2	Elbow W/O-Ring, 90°, $\frac{3}{4}$ "-16 Male JIC To $\frac{1}{16}$ "-18 O-Ring
	GR1045	2	O-Ring
13	GR2082	1	Block
A	GA15784	-	Interlock Valve (Includes Items 11 and 13)
	GR2083	-	Seal Kit

(IP1489)



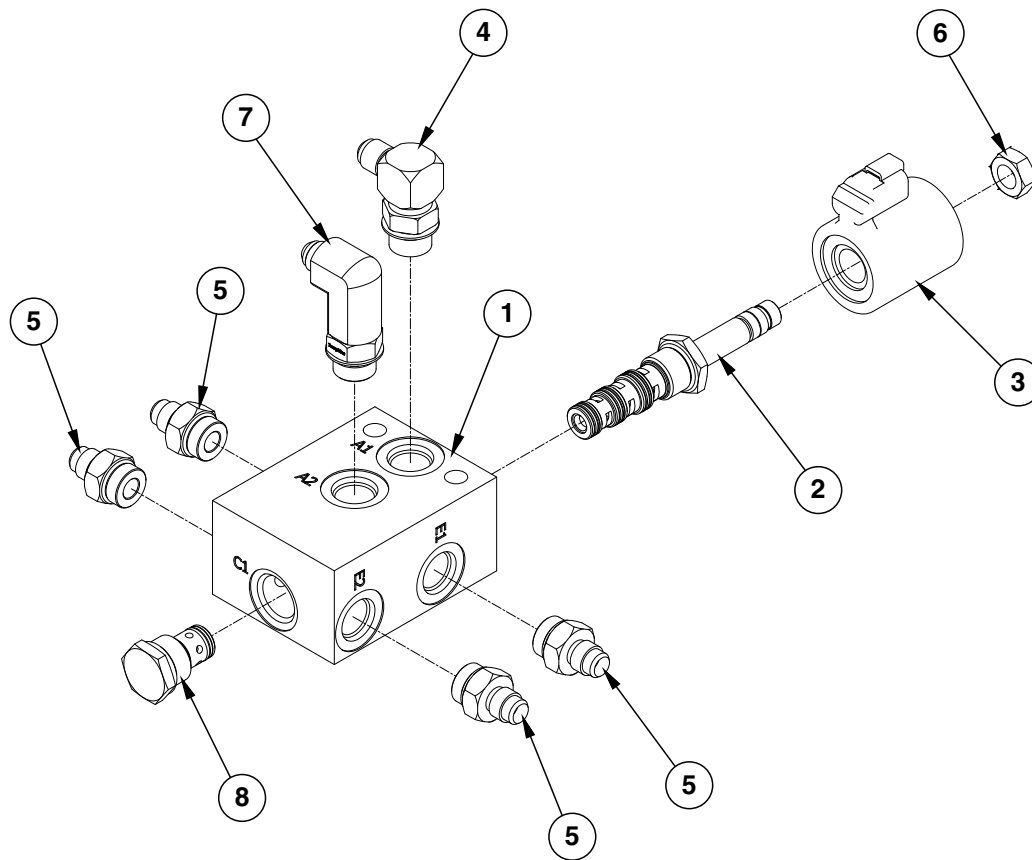
ITEM	PART NO.	QTY.	DESCRIPTION
1	G11091	2	Serrated Flange Nut, 3/8"-16
2	G10003	4	Hex Head Cap Screw, 3/8"-16 x 1 1/2"
3	G11387	2	Flat Washer, 3/8" SAE
4	GD26030	1	Adjustable Valve Release Plate
5	GA17949	1	Limit Valve Mount
6	G10108	2	Lock Nut, 3/8"-16
7	G10176	1	Hex Jam Nut, 3/4"-16 Grade 2
8	G11529	1	Hex Head Cap Screw, 3/4"-16 x 3" Grade 5
9	G10327	1	Hex Nut, 3/4"-16
10	GR2082	1	Block
11	G6801-08-06	2	Elbow W/O-Ring, 90°, 3/4"-16 Male JIC To 1/16"-18 O-Ring
	GR1045	2	O-Ring
12	GR2081	1	Valve
A	GA15784	-	Interlock Valve (Includes Items 10 and 12)
	GR2083	-	Seal Kit

(A16822)



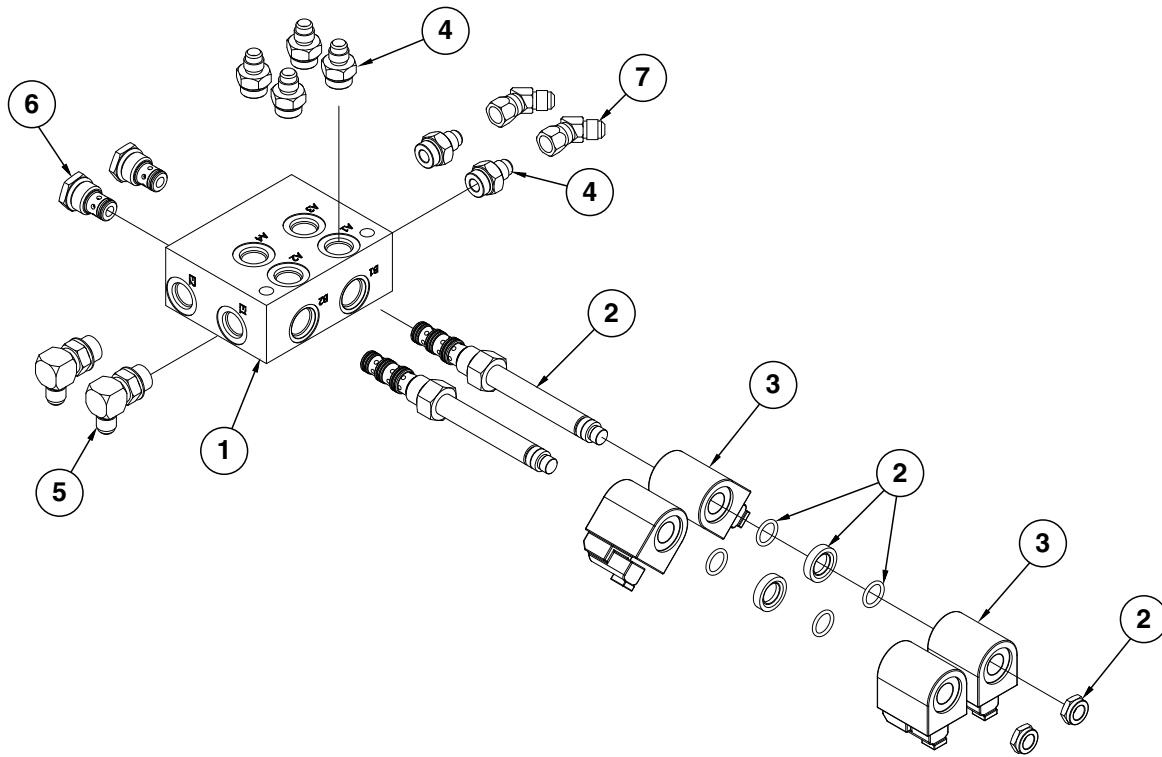
ITEM	PART NO.	QTY.	DESCRIPTION
1	GD24104	1	Block
2	GA11365	1	Spool Valve Assembly
	GR1750	-	Hex Nut
	GR1756	-	Seal Kit
3	GA16676	2	Coil
4	G6801-06-08	1	Connector W/O-Ring, 1/16"-18 Male JIC To 3/4"-16 O-Ring
	GR1037		O-Ring
5	G6801-LL-06-08	1	X-Long Elbow W/O-Ring, 90°, 1/16"-18 Male JIC To 3/4"-16 O-Ring
6	G6400-06-08	2	Connector W/O-Ring, 1/16"-18 Male JIC To 3/4"-16 O-Ring
	GR1037		O-Ring
7	GA4293	1	Check Valve
8	G6408-08	2	Plug W/O-Ring, 3/4"-16 O-Ring
	GR1037	-	O-Ring

(IP1383)

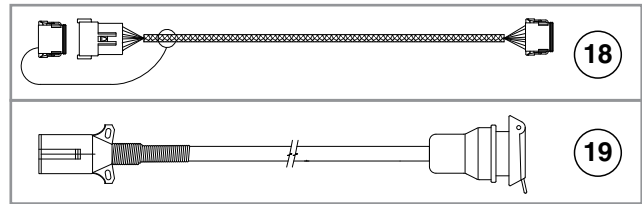
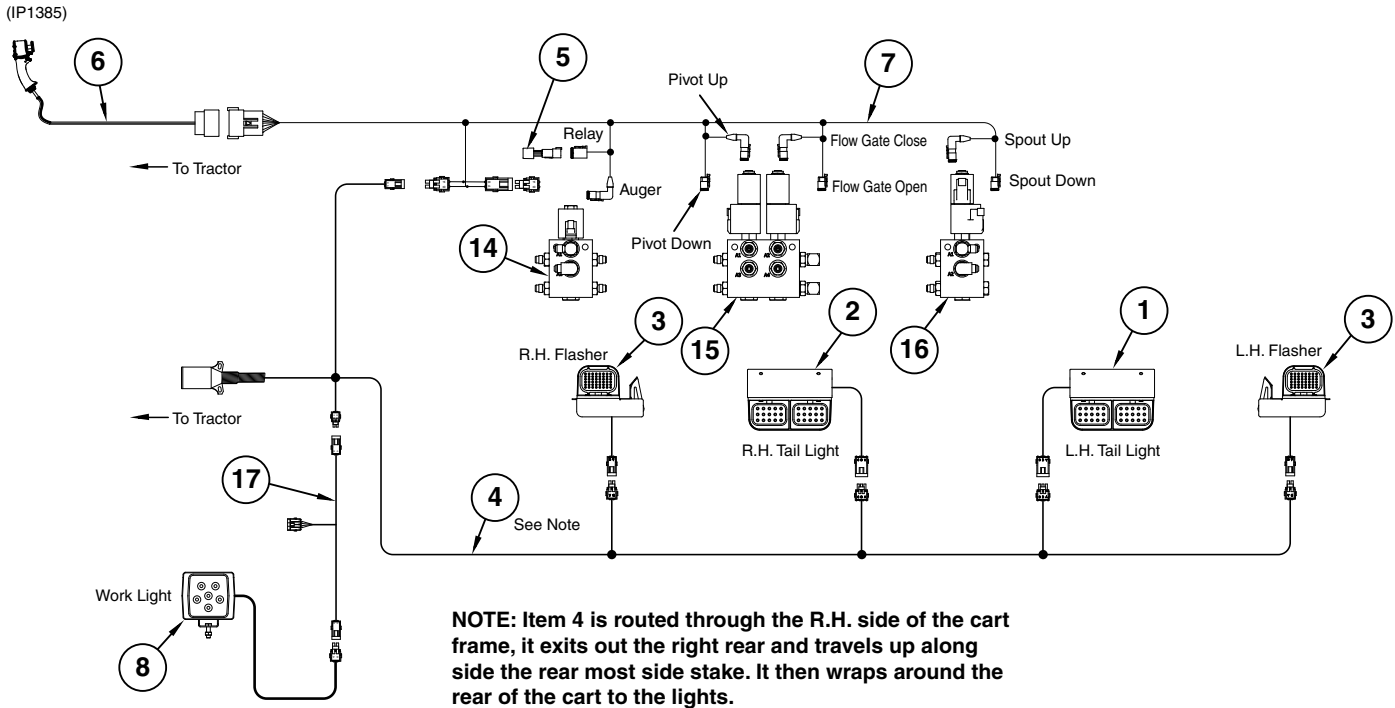


ITEM	PART NO.	QTY.	DESCRIPTION
1	GD24104	1	Block
2	GA16675	1	Spool Valve
3	GA14799	1	Coil
4	G6801-06-08	1	Elbow W/O-Ring, 90°, 1/16"-18 Male JIC To 3/4"-16 O-Ring
	GR1037	-	O-Ring
5	G6400-06-08	4	Connector W/O-Ring, 1/16"-18 Male JIC To 3/4"-16 O-Ring
	GR1037	-	O-Ring
6	GR0761	1	Special Hex Nut, 1/2"-20
7	G6801-LL-08	1	X-Long Elbow W/O-Ring, 90°, 3/4"-16 Male JIC To O-Ring
8	GA4293	1	Check Valve

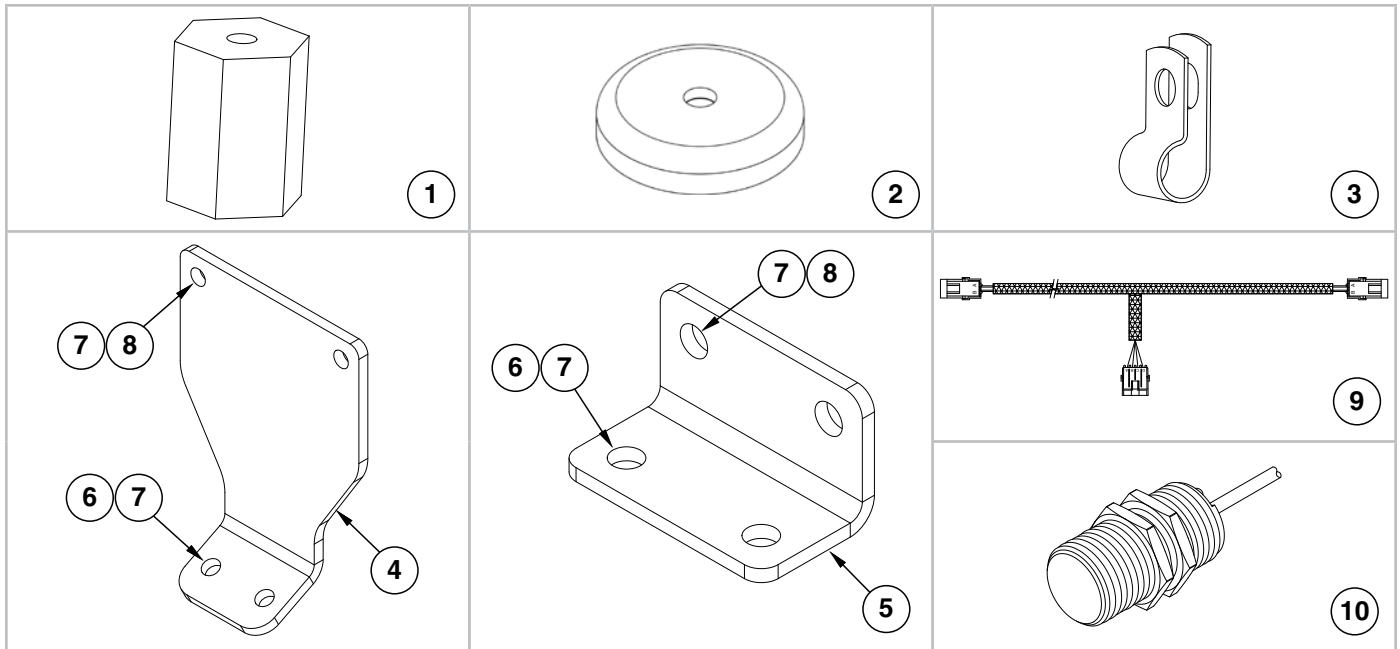
(A16824)



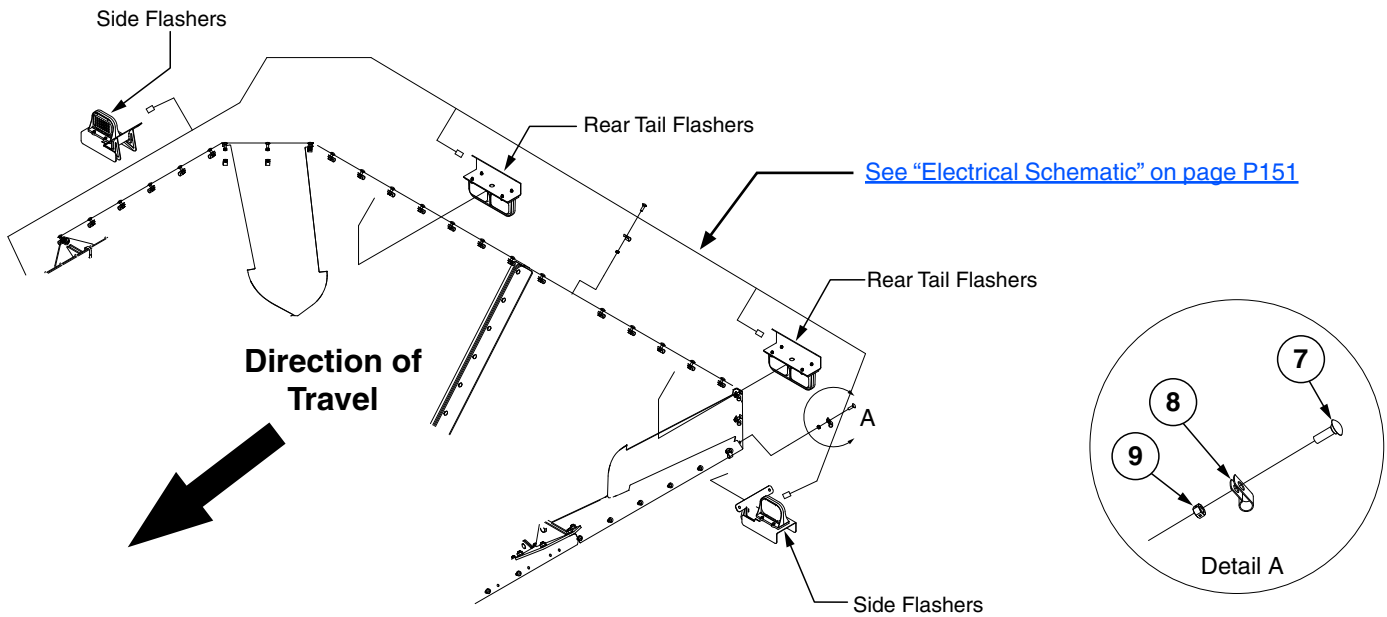
ITEM	PART NO.	QTY.	DESCRIPTION
1	GD24105	1	Block
2	GA11365	2	Spool Valve Assembly
	GR1750	-	Hex Nut
	GR1756	-	Seal Kit
	GR2080	-	Valve Installation Kit
3	GA16676	4	Coil
4	G6400-06-08	6	Connector W/O-Ring, 1/16"-18 Male JIC To 3/4"-16 O-Ring
	GR1037	-	O-Ring
5	G6801-06-08	2	Elbow W/O-Ring, 90°, 1/16"-18 Male JIC To 3/4"-16 O-Ring
	GR1037	-	O-Ring
6	GA4293	2	Check Valve
7	G6502-06	2	Swivel Elbow, 45°, 1/16"-18 Male JIC To Female



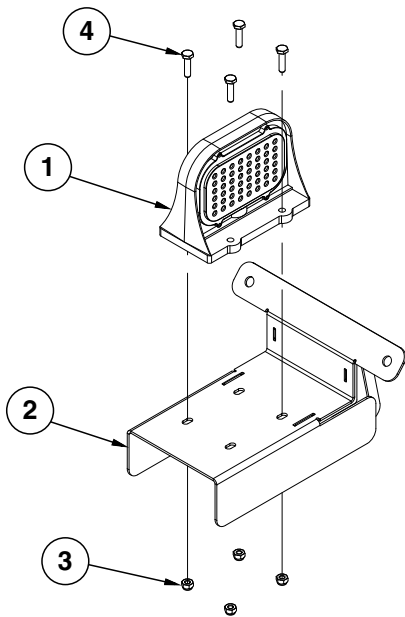
ITEM	PART NO.	QTY.	DESCRIPTION
1	---	1	See "Safety/Warning Lights" on page P153
2	---	1	See "Safety/Warning Lights" on page P153
3	---	2	See "Safety/Warning Lights" on page P153
4	GA16931	1	Cart Lighting Cable
5	GA16940	1	Latching Relay
6	GA16695	1	Handheld Control
7	GA16353	1	Cart Control Cable
8	GA15472	1	Work Light
9	G11196	1	Spring Pin, 1/2" x 4
10	GD16565	1	Seal
11	GB0382	1	Dust Cap
12	G10043	6	Hex Head Cap Screw, 5/16"-18 x 3/4"
13	G10625	10	Flange Nut, 3/4"-16
14	---	1	See "Floor Auger Manifold Block Assembly" on page P149
15	---	1	See "Auger Rotate Manifold Block Assembly" on page P150
16	---	1	See "Spout Manifold Block Assembly" on page P148
17	GA20045	1	Work Light Cable
18	GA16354	-	Control Cable Extension, 15'
19	GA18949	-	Extension Harness



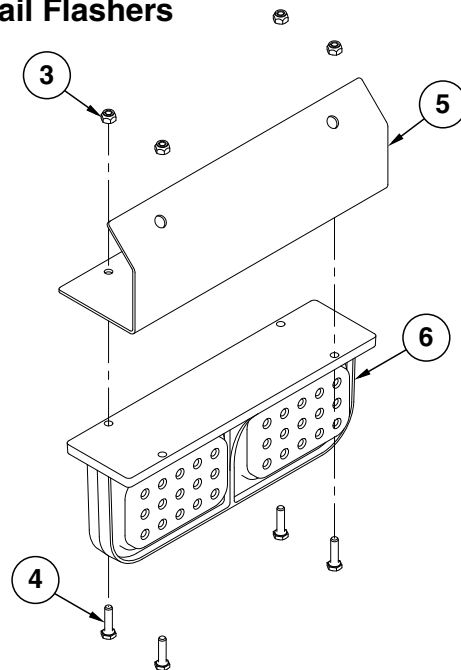
ITEM	PART NO.	QTY.	DESCRIPTION
1	GD25974	-	Joystick Control Standoff
2	GD25973	-	Joystick Magnet
3	GD13348	-	Insulated Clamp, 1 ¹ / ₁₆ "
4	GD24296	-	Manifold Bracket
5	GD24295	-	Manifold Bracket
6	G10004	-	Hex Head Cap Screw, 3/8"-16 x 1 1/4"
7	G11091	-	Serrated Flange Nut, 3/8"-16
8	G10062	-	Hex Head Cap Screw, 3/8"-16 x 3"
9	GA20045	-	Work Light Cable
10	GD29033	-	Relay, 6 Amp



Side Flashers



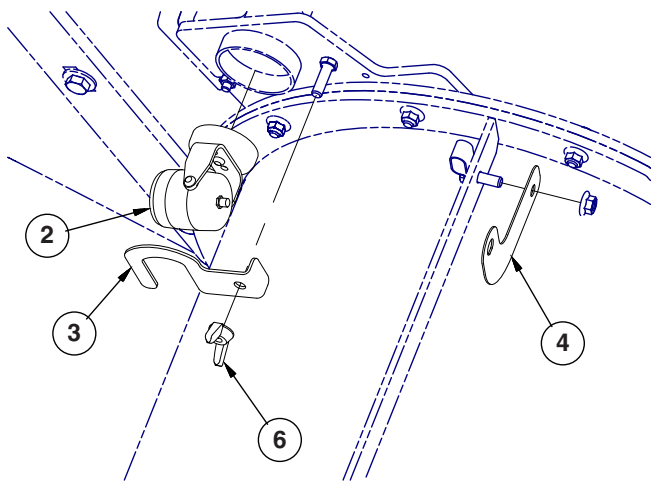
Rear Tail Flashers



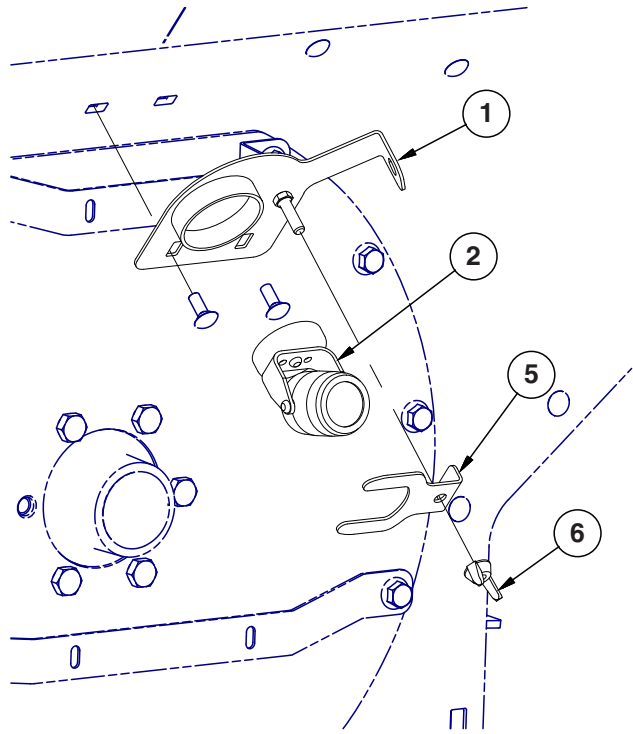
ITEM	PART NO.	QTY.	DESCRIPTION
1	GA15471	1	Flasher
2	GA18134	1	Light Bracket
3	G10110	4	Lock Nut, 1/4"-20, Grade B
4	G10064	4	Hex Head Cap Screw, 1/4"-20 x 1"
5	GD23982	1	Tail Light Bracket
6	GA15470 GA15469	1 -	Tail Flasher, L.H. Tail Flasher, R.H.
7	G10599	-	Carriage Bolt, 3/8"-16 x 1 1/4"
8	GD13348	-	Insulated Clamp, 1 1/16"
9	G10108	-	Lock Nut, 3/8"-16

This page left blank intentionally.

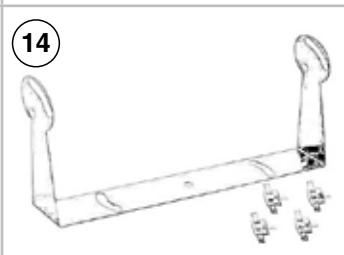
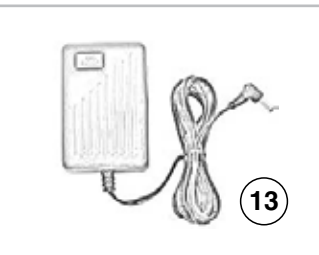
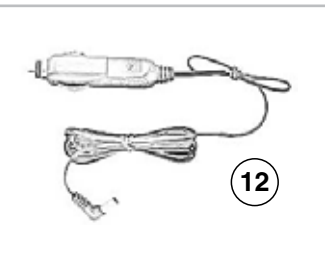

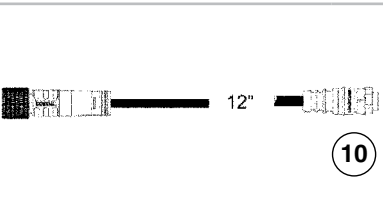
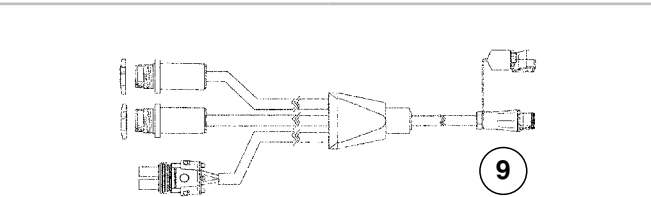
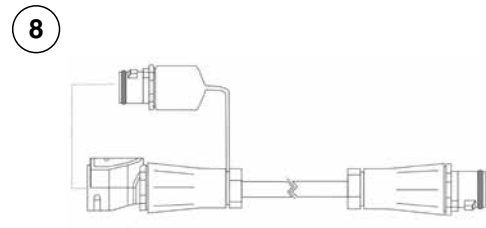
(P1411)



Front Camera

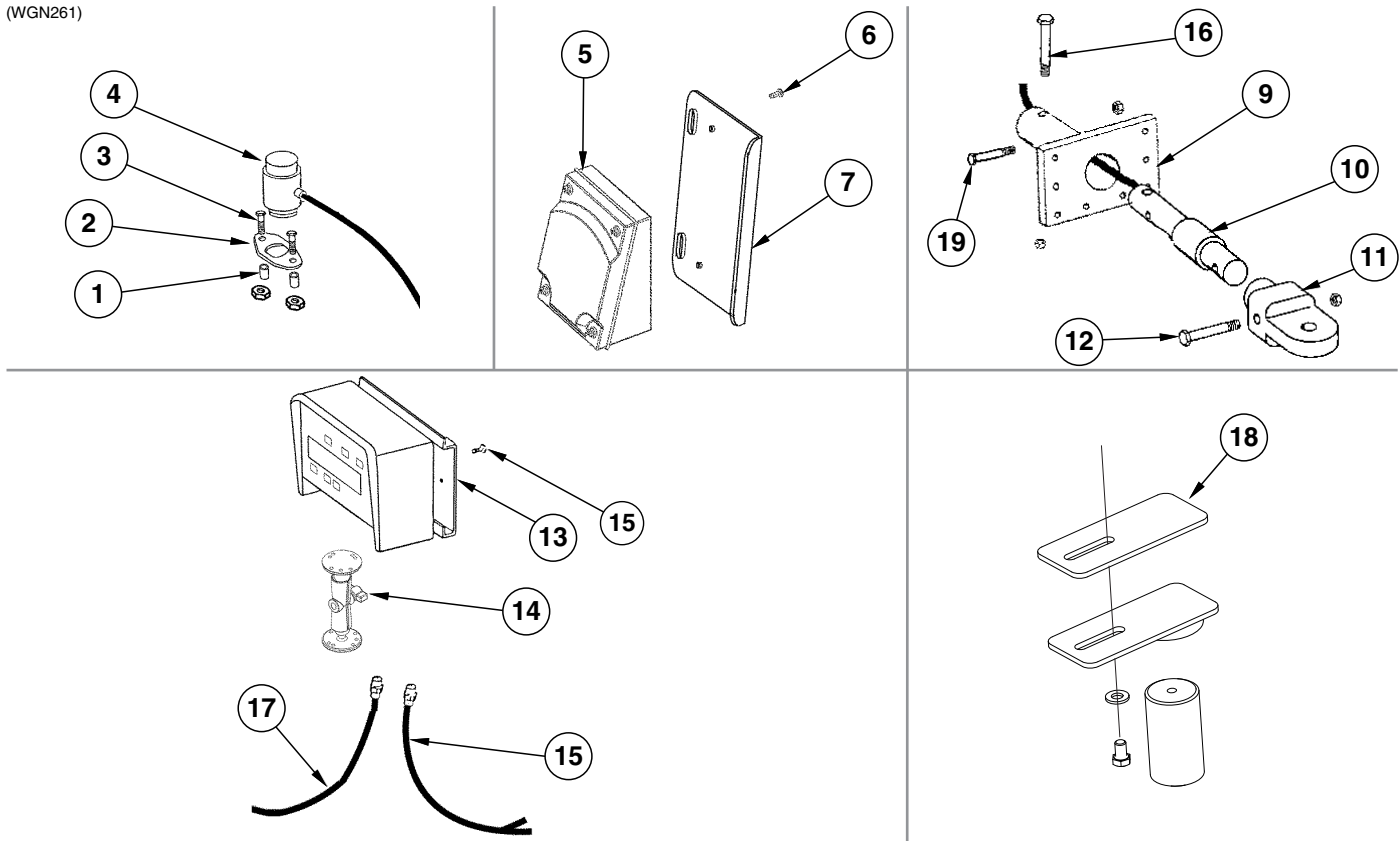


Rear Camera

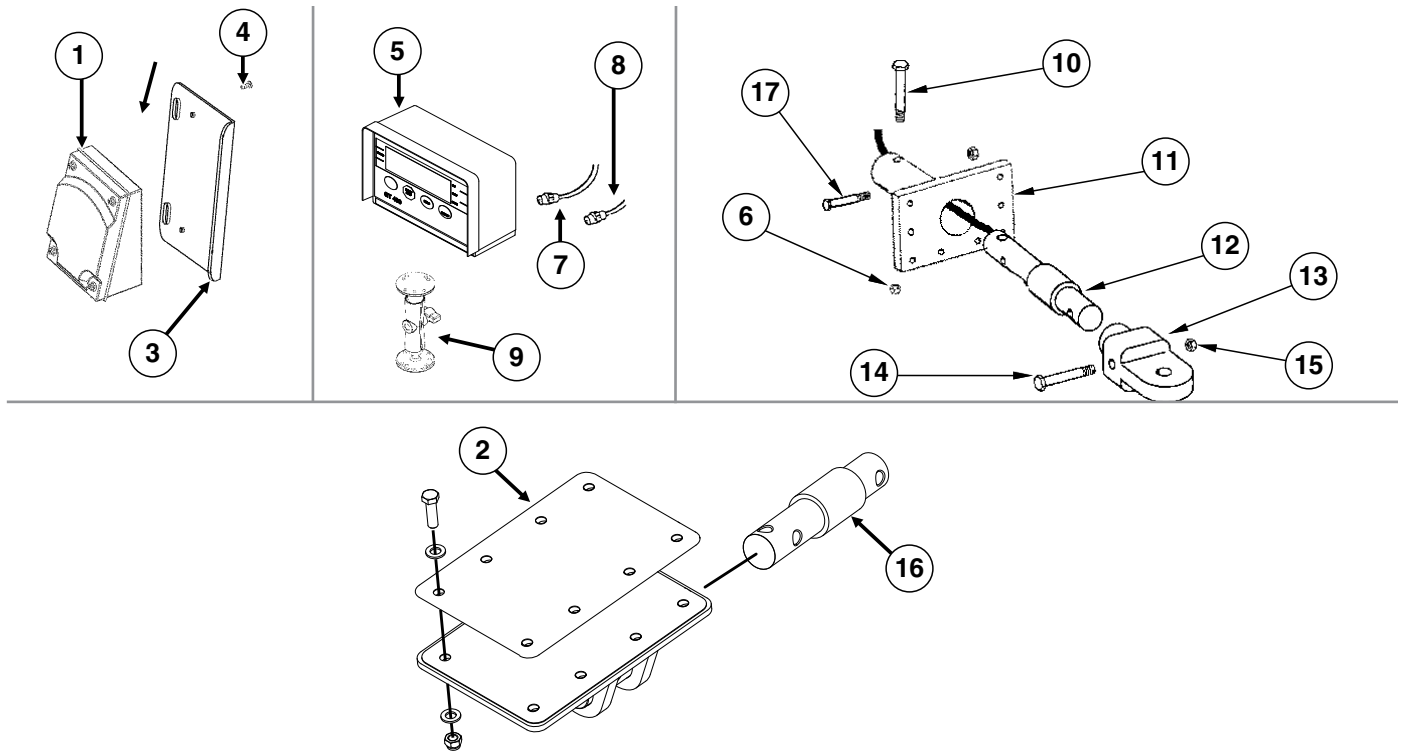


ITEM	PART NO.	QTY.	DESCRIPTION
1	GA16244	1	Rear Camera Mount
2	GA15291	2	Ag Camera
3	GD22832	1	Hold Down Camera Bracket
4	GD22858	1	Bulkhead Connector Plate
5	GD22834	1	Hold Down Camera Bracket
6	G10163	2	Wing Nut, 3/8"-16
7	GA16839	1	Camera Monitor
8	GA18725	1	Monitor Harness
9	GA16346	1	Camera Harness
10	GA16347	2	Camera Tail
11	GD28359	-	Stand (Adhesive)
12	GD28360	-	12 Volt Cigarette Ligher Power Adaptor
13	GD28361	-	AC Power Adaptor
14	GD28357	-	Monitor Stand
15	GD28358	-	Remote Control

(WGN261)

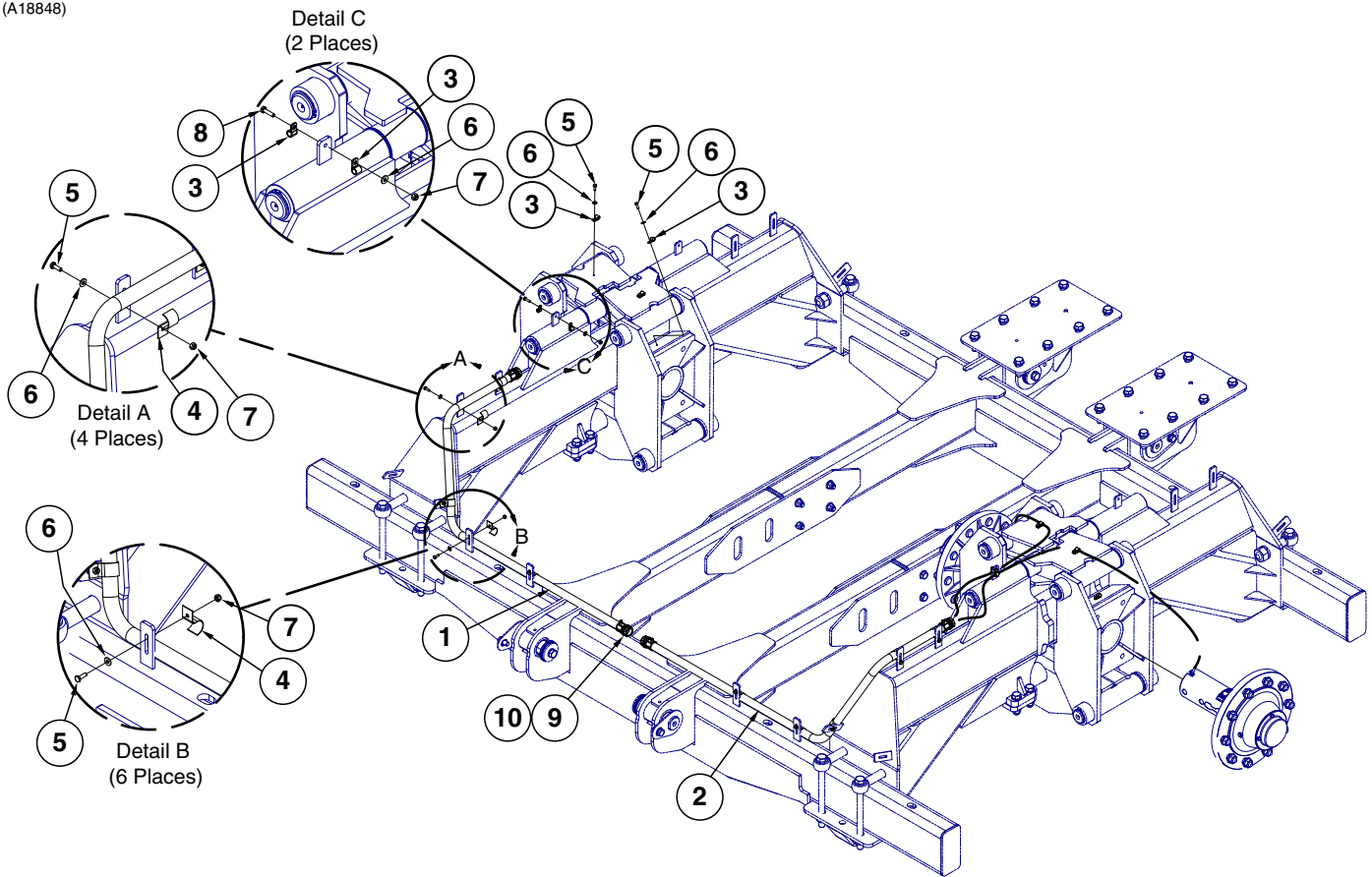


ITEM	PART NO.	QTY.	DESCRIPTION
1	GD26812	4	Bushing (Load Cell Retainer)
2	GD25255	2	Load Cell Retainer
3	G10047	4	Hex Head Cap Screw, 3/8"-16 x 1 3/4"
	G10108	4	Lock Nut, 3/8"-16
4	GA7895	2	Load Cell
5	GA12238	1	Junction Box W/30' Cable
	GR1431	-	Cable, 30'
6	G11229	4	Slotted Pan Head Self-Tapping Screw, 10-16 x 1/2"
7	GD24972	1	Junction Box Mounting Bracket
8	G10522	2	Slotted Hex Self-Tapping Screw, 1/4"-20 x 3/4"
9	GA19882	1	Receiver Weigh Bar
10	GA14842	1	Hitch Weigh Beam
11	---	-	See "Clevis Hitch Assemblies" on page P15
12	---	-	See "Clevis Hitch Assemblies" on page P15
13	G8367X	-	GT 400 Indicator W/Serial Port For Printer (Factory Calibration Required - Specify Wagon Type)
	G8541X	-	GT 460 Indicator W/Serial Port For Printer
14	GA12403	-	Mounting Bracket Assembly, Includes: (2) Mounting Brackets, (2) Connector Halves, (1) Compression Spring (1) Tension Knob, (1) 1/4"-20 x 1 3/4" Hex Head Cap Screw, (1) 1/4" Plastic Washer, (1) 1/4" Steel Washer
	GR1762	-	Console Mounting Bracket Hardware Package, Includes: (2) No. 10-32 x 5-8" Hex Socket Pan Head Screw, (3) 1/4" Lock Washers
15	GA6772	1	Battery Power Cable
16	G11200	1	Hex Head Cap Screw, 1/2"-13 x 8" (2014 Production Only)
	G10111	1	Lock Nut, 1/2"-13
17	GA4683	1	Cable Extension (To Junction Box Cable)
18	GD23996	1-2	Load Cell Shim
19	G10648	1	Hex Head Cap Screw, 1"-8 x 6", Grade 8
	G10647	1	Hex Nut, 1"-8, Grade 8



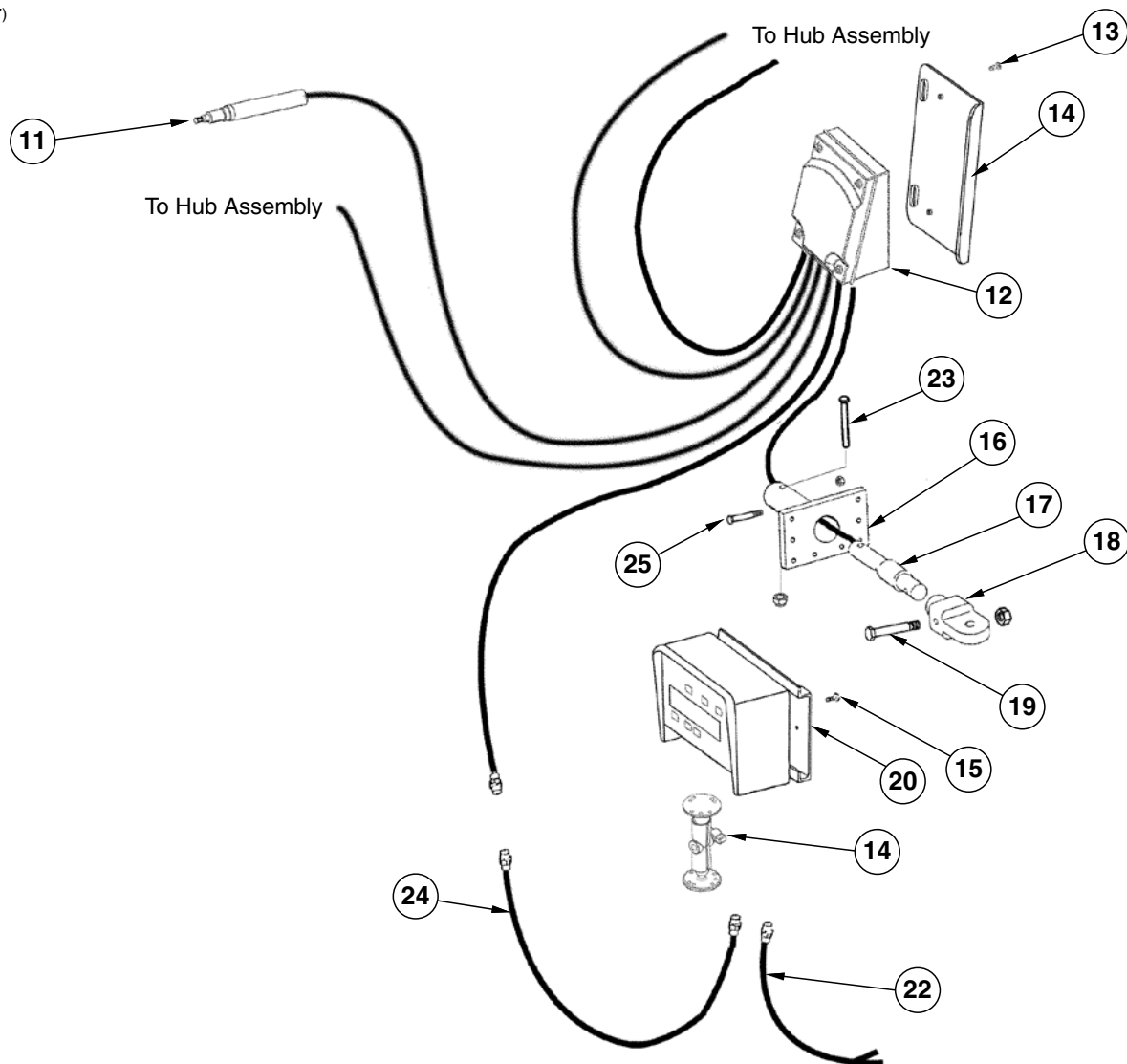
ITEM	PART NO.	QTY.	DESCRIPTION
1	GA18777	1	Junction Box W/30" Cable
	GR1431	1	Cable, 30'
2	GD29309	-	Shim, .06" (As Required)
	GD29310	-	Shim, .06" (As Required)
3	GD24972	1	Junction Box Mounting Bracket
4	G11229	4	Slotted Pan Head Self-Tapping Screw, 10-16 x 1/2"
5	G8367X	1	GT 400 Indicator W/Serial Port For Printer (Factory Calibration Required - Specify Wagon Type)
	G8541X	1	GT 460 Indicator W/Serial Port For Printer
6	G10111	1	Lock Nut, 1/2"-13
7	GA4683	1	Cable Extension (To Junction Box Cable)
8	GA6772	1	Battery Power Cable
9	GA12403	-	Mounting Bracket Assembly, Includes: (2) Mounting Brackets, (2) Connector Halves, (1) Compression Spring (1) Tension Knob, (1) 1/4"-20 x 1 3/4" Hex Head Cap Screw, (1) 1/4" Plastic Washer, (1) 1/4" Steel Washer
	GR1762	-	Console Mounting Bracket Hardware Package, Includes: (2) No. 10-32 x 5-8" Hex Socket Pan Head Screw, (3) 1/4" Lock Washers
10	GA11200	1	Hex Head Cap Screw, 1/2"-13 x 8"
11	GA19882	1	Receiver Weigh Bar
12	GA20250	1	Hitch Weigh Beam
13	---	-	See "Clevis Hitch Assemblies" on page P15
14	---	-	See "Clevis Hitch Assemblies" on page P15
15	---	-	See "Clevis Hitch Assemblies" on page P15
16	GA20249	1	Weigh Beam
17	G10648	1	Hex Head Cap Screw, 1"-8 x 6", Grade 8
	G10647	1	Hex Nut, 1"-8, Grade 8

(A18848)

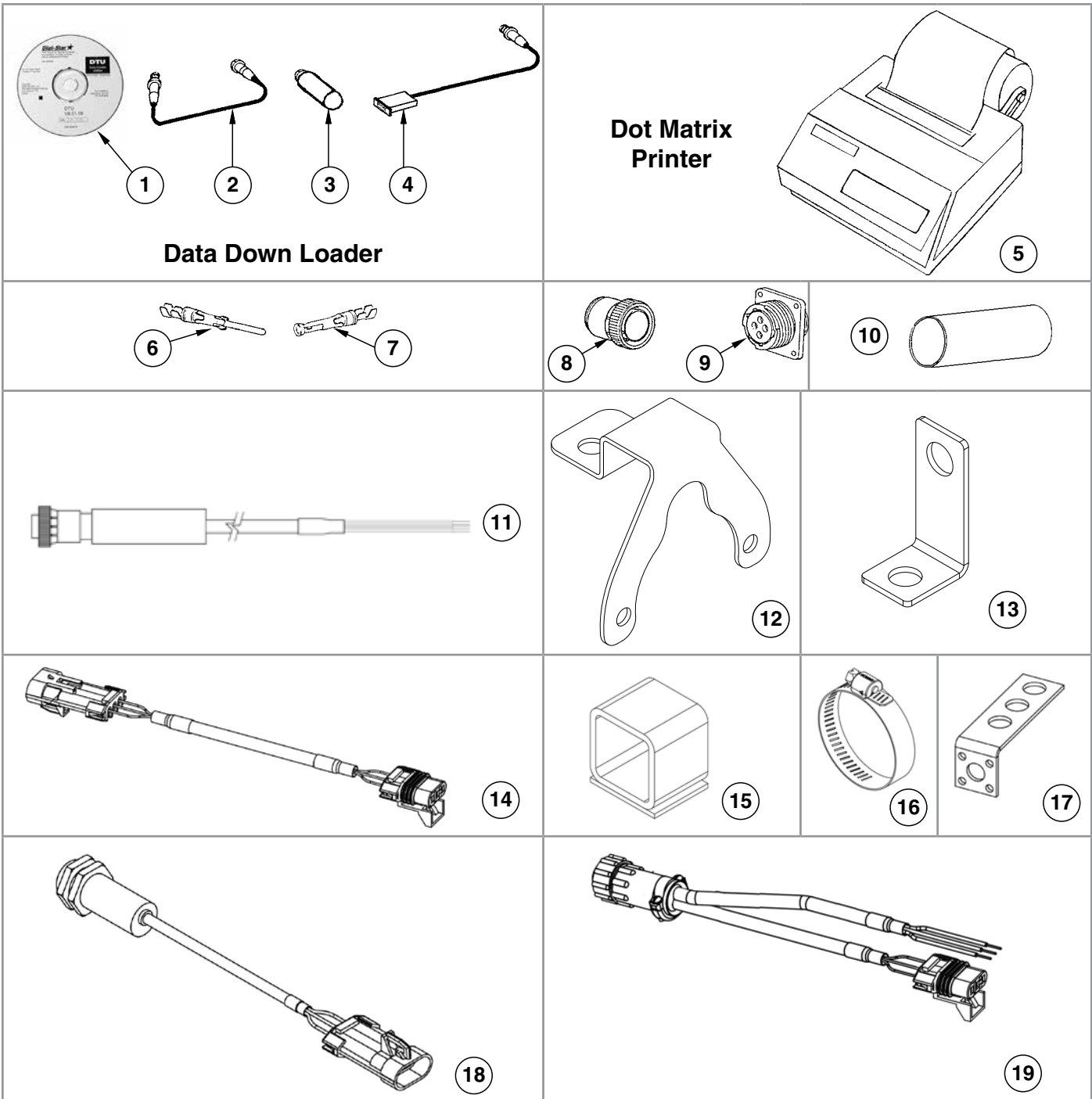


ITEM	PART NO.	QTY.	DESCRIPTION
1	GD27054	1	R.H. Conduit Tube
2	GD27055	1	L.H. Conduit Tube
3	GD22965	12	Insulated Clamp, 1/4"
4	GD10739	10	Conduit Clamp, 1" EMT (For Scale Wires)
5	G10023	18	Hex Head Cap Screw, 1/4"-20 x 3/4"
6	G11385	20	Flat Washer, 1/4" SAE
7	G10110	12	Lock Nut, 1/4"-20, Grade B
8	G10064	2	Hex Head Cap Screw, 1/4"-20 x 1"
9	GD10759	4	Insulating Bushing, 1"
10	GA7818	4	EMT Connector, 1" (For Scale Wires)
11	GA18841	4	Weigh Axle
	G10471	4	Cotter Pin, 3/8" x 2 1/2"
12	GA18777	1	Junction Box W/Cable
	GR1431	-	Cable, 30'
13	G11229	4	Slotted Pan Head Self-Tapping Screw, 10-16 x 1/2"
14	GD24972	1	Junction Box Mounting Bracket
15	G10522	2	Slotted Hex Self-Tapping Screw, 1/4"-20 x 3/4"

(WGN287)



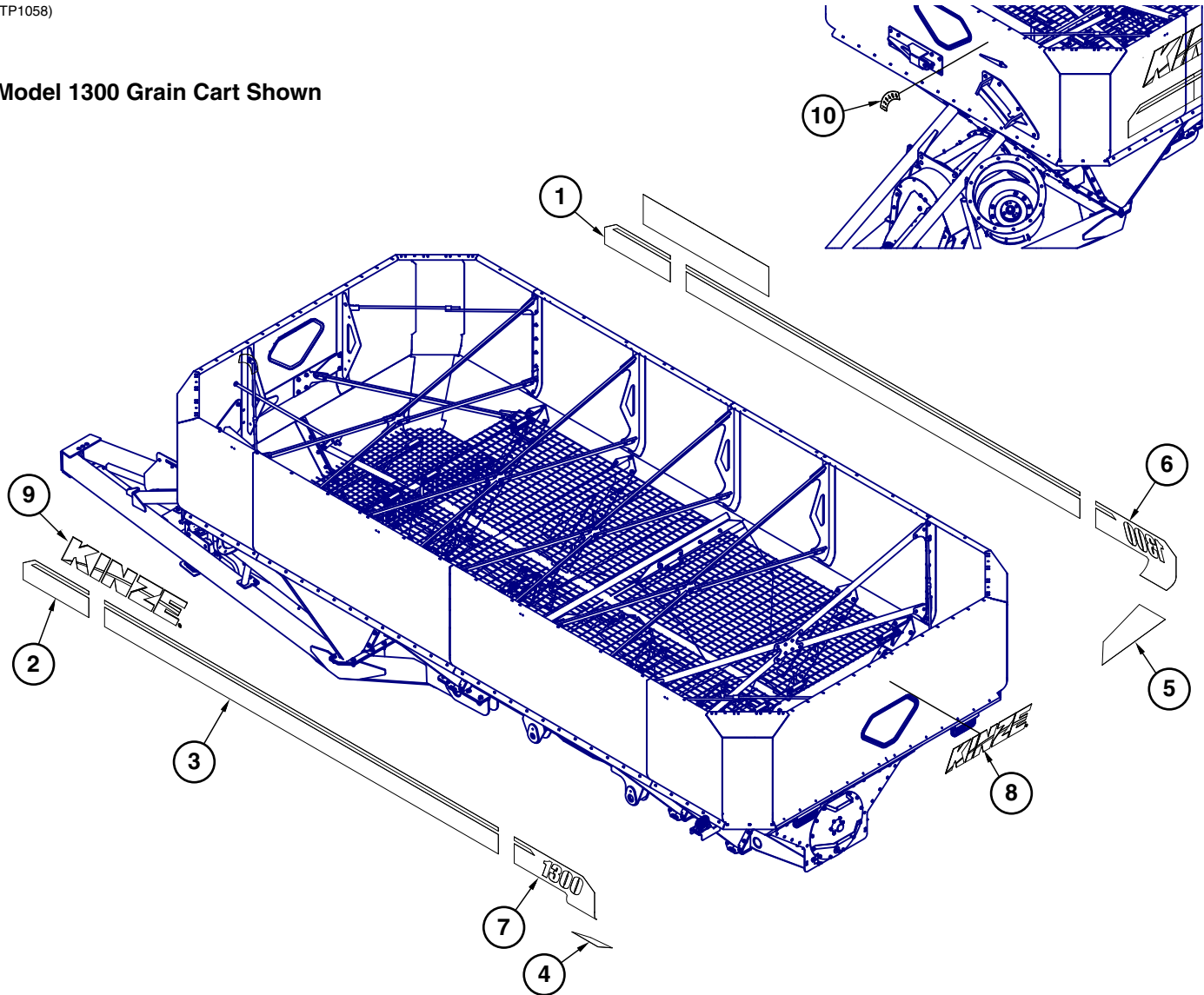
ITEM	PART NO.	QTY.	DESCRIPTION
16	GA19882	1	Receiver Weigh Bar
17	GA14842	1	Hitch Weigh Beam
18	---	-	See "Clevis Hitch Assemblies" on page P15
19	---	-	See "Clevis Hitch Assemblies" on page P15
20	G8367X	-	GT 400 Indicator W/Serial Port For Printer (Factory Calibration Required - Specify Wagon Type)
	G8541X	-	GT 460 Indicator W/Serial Port For Printer
21	GA12403	-	Mounting Bracket Assembly, Includes: (2) Mounting Brackets, (2) Connector Halves, (1) Compression Spring (1) Tension Knob, (1) 1/4"-20 x 1 3/4" Hex Head Cap Screw, (1) 1/4" Plastic Washer, (1) 1/4" Steel Washer
	GR1762	-	Console Mounting Bracket Hardware Package, Includes: (2) No. 10-32 x 5-8" Hex Socket Pan Head Screw, (3) 1/4" Lock Washers
22	GA6772	1	Battery Power Cable
23	G11200	1	Hex Head Cap Screw, 1/2"-13 x 8" (2014 Production and on)
	G10111	1	Lock Nut, 1/2"-13
24	GA4683	1	Cable Extension (To Junction Box Cable)
25	G10648	1	Hex Head Cap Screw, 1"-8 x 6", Grade 8
	G10647	1	Hex Nut, 1"-8, Grade 8



ITEM	PART NO.	QTY.	DESCRIPTION
1	GD14416	1	Program CD
2	GA10013	1	Module Cable
3	GA10012	1	Downloader Module
4	GA10011	1	Interface Cable
5	816-00054	-	Optional Printer W/Data Cable And Power Cable, (Non-Stock Item - Order Through Kinze Wholegoods)
	GR1491	-	Data Cable (Used Between Indicator And Printer)
	GR1492	-	Power Cable
6	GR1067	-	Pin
7	GR1171	-	Female Socket Contact
8	GR1068	-	Connector, Male
9	GR1170	-	Connector, Female
10	GR1069	-	Shrink Tube, 2½"
11	GR1431	-	Cable, 30' (If Applicable)
12	GD27096	-	AutoLog Sensor Bracket (8959x AutoLog Scale Option Package)
13	GD28513	-	RPM Sensor Bracket
14	GD26447	-	RC Sensor Extension Cable, 16'
15	GD26449	-	Target
16	GD26450	-	Hose Clamp, 24SS
17	GD26451	-	RC Sensor Mounting Bracket
18	GD26448	-	Rotation Counter Sensor
19	GD26446	-	RC Sensor Cable

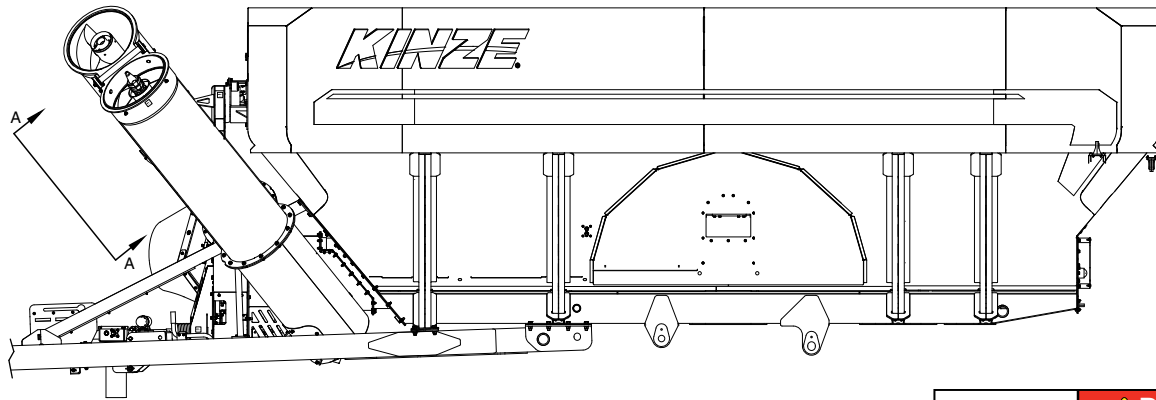
(TP1058)

Model 1300 Grain Cart Shown



ITEM	PART NO.	QTY.	DESCRIPTION
1	G7100-408	1	R.H. Front Panel Decal
2	G7100-409	1	L.H. Front Panel Decal
3	G7100-472	2	Side Panel Decal (44' Roll)
4	G7100-417	1	L.H. Leg Decal
5	G7100-418	1	R.H. Leg Decal
6	G7100-428	1	R.H. 900 Decal
	G7100-424	-	R.H. 1100 Decal
	G7100-420	-	R.H. 1300 Decal
	G7100-432	-	R.H. 1500 Decal
7	G7100-429	1	L.H. 900 Decal
	G7100-425	-	L.H. 1100 Decal
	G7100-421	-	L.H. 1300 Decal
	G7100-433	-	L.H. 1500 Decal
8	G7100-430	1	Kinze Cart Decal, 43½"
9	G7100-419	2	Kinze Cart Decal, 63½" (1100/1300/1500)
	G7100-430	2	Kinze Cart Decal, 43½" (900)
10	G7100-466	1	Flow Gate Indicator Decal (1100/1300/1500)
	G7100-467	1	Flow Gate Indicator Decal (900)

(TP1059)

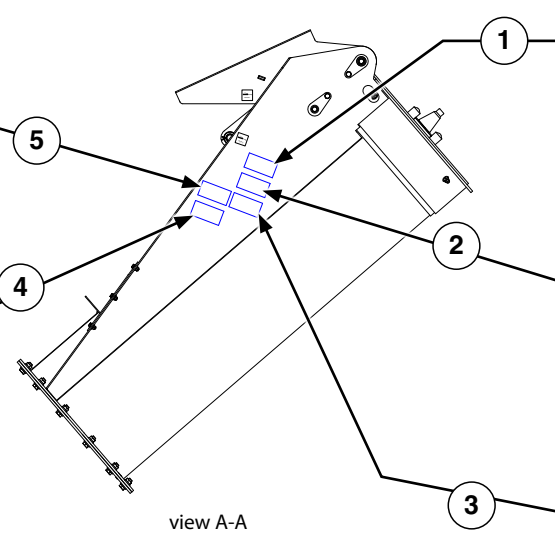


WARNING
Towing loaded grain carts on public roads and bridges can result in death, serious injury, and damage to property and equipment.
Never tow a loaded grain cart on public roads and bridges.

7100-446

DANGER
Contacting rotating auger will cause death or serious injury. Never open or close dump door with auger operating.
Remove power source before using cleanout sweep or working on equipment.

7100-447



DANGER
CONTACTING OR COMING CLOSE TO POWER LINES OR OTHER HIGH ENERGY SOURCES WILL CAUSE DEATH OR SERIOUS INJURY.
Keep away from power lines or high energy sources at all times.

7100-382

WARNING
Contact with hydraulic folding auger can and cause death, serious injury, and damage to property and equipment. Stay away from folding auger at all times. Make sure auger is clear of people and objects before folding or unfolding.

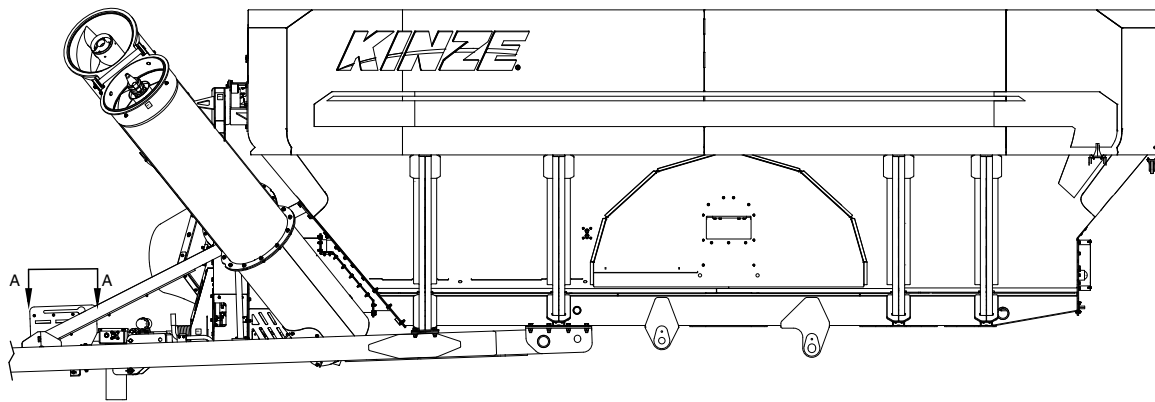
7100-454

WARNING
Loss of control can cause death or serious injury, or damage to property and equipment.
Tow only with farm tractor weight rated and configured for this equipment. Use safety chains and transport as specified in the Operator and Parts Manual.

7100-393

ITEM	PART NO.	QTY.	DESCRIPTION
1	G7100-382	1	Decal, Danger
2	G7100-454	1	Decal, Warning
3	G7100-393	1	Decal, Warning
4	G7100-447	1	Decal, Danger
5	G7100-446	1	Decal, Warning

(TP1065)



DANGER

Contact with rotating driveline will cause death or serious injury. Keep away at all times when operating.

Never operate without all guards and equipment shields properly installed.

7100-453

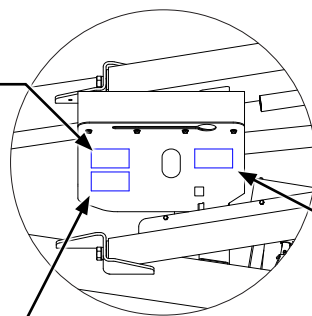
WARNING

Contact with moving parts can cause death or serious injury.

Do not operate grain cart with inspection cover removed.

Remove power source before working on equipment.

7100-452



View A-A

NOTICE

Operating tractor PTO above 750 RPM with augers empty will damage equipment.


Make sure grain is flowing properly before increasing to higher RPM's. Read Operator Manual for instructions.

7100-449

ITEM	PART NO.	QTY.	DESCRIPTION
1	G7100-449	1	Decal, Notice
2	G7100-452	1	Decal, Warning
3	G7100-453	1	Decal, Warning

(TP1060)


⚠ DANGER



Entering the grain cart can result in death or serious injury.

- Never enter grain cart when there is an energy source attached to the cart.
- Flowing grain can trap and suffocate.

⚠ WARNING



Limited window visibility can conceal people, animals, or objects and result in death, injury, and damage property or equipment.

Check completely around cart before moving!

⚠ WARNING



Contact with moving parts can cause death or serious injury.

Do not operate grain cart with inspection cover removed.

Remove power source before working on equipment.

⚠ WARNING



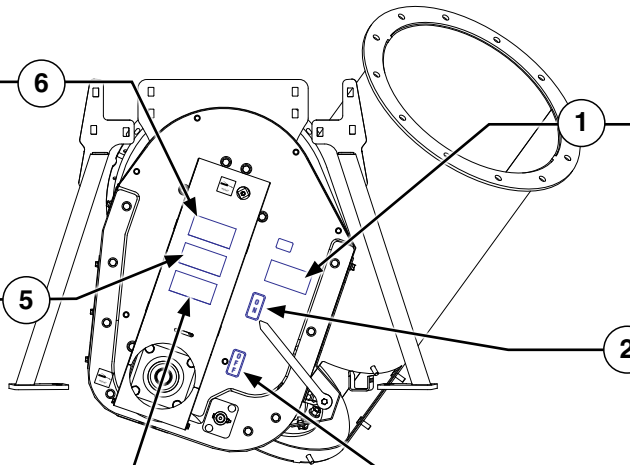
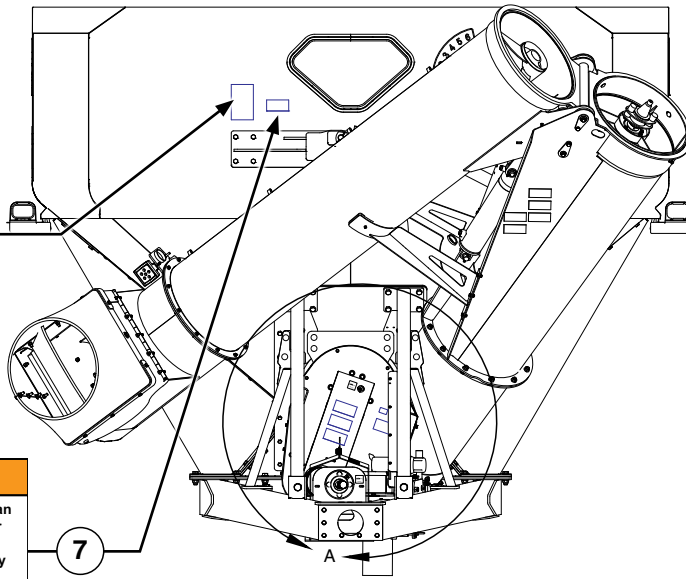
Improperly operating or working on this equipment can result in death, serious injury, or damage to property and equipment. Disconnect from tractor and all power sources when working on equipment. Follow all operating and safety instructions in the Operator Manual.

⚠ DANGER




Contact with rotating driveline will cause death or serious injury. Keep away at all times when operating.

Never operate without all guards and equipment shields properly installed.



NOTICE



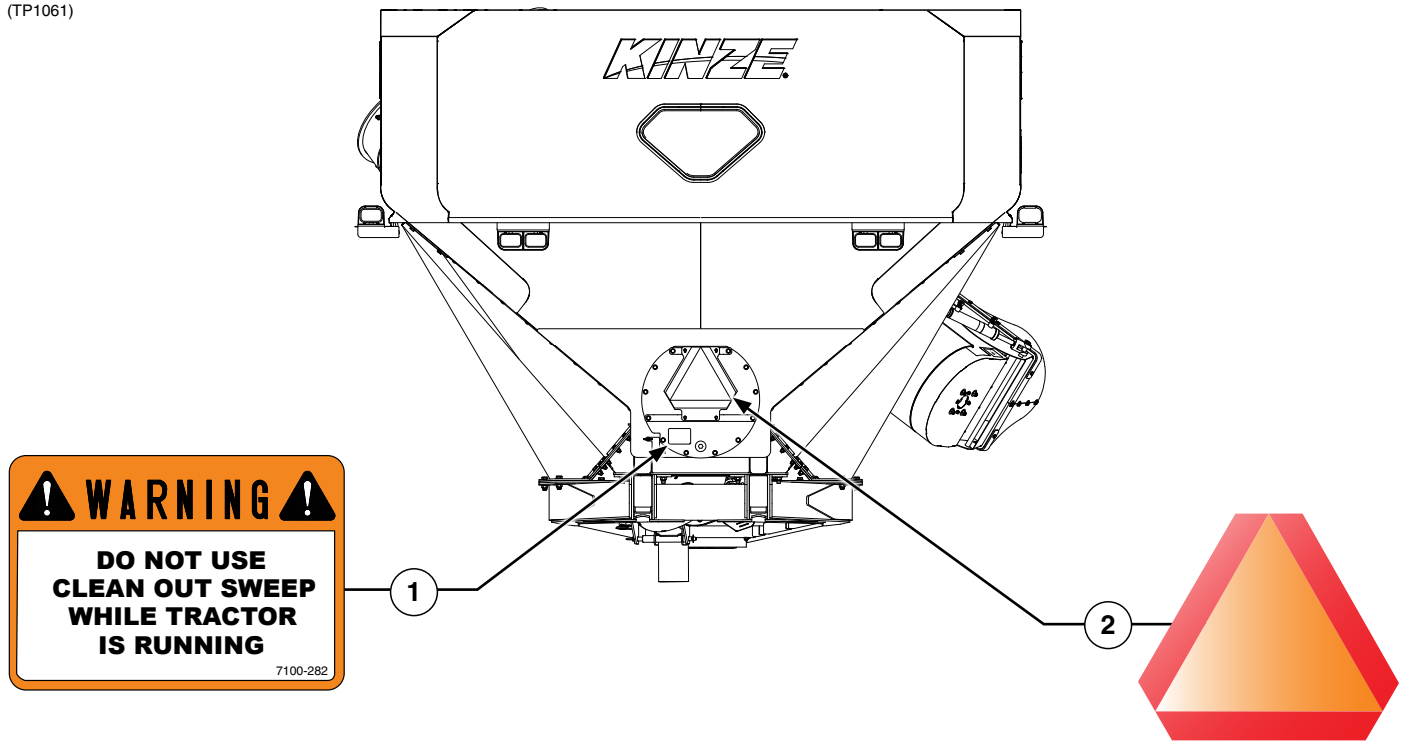
Operating tractor PTO above 750 RPM with augers empty will damage equipment.

Make sure grain is flowing properly before increasing to higher RPM's. Read Operator Manual for instructions.



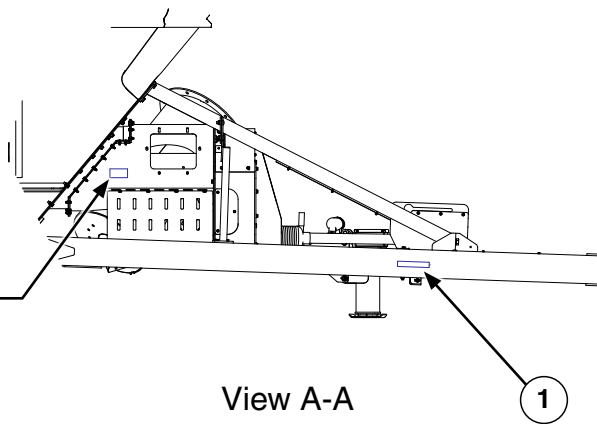
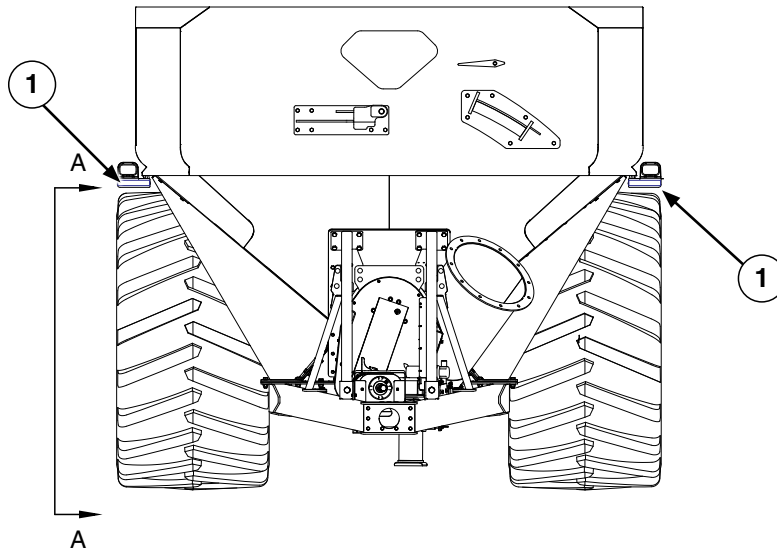
ITEM	PART NO.	QTY.	DESCRIPTION
1	G7100-449	1	Decal, Notice
2	G7100-289	1	Decal, "On"
3	G7100-290	1	Decal, "Off"
4	G7100-452	1	Decal, Danger
5	G7100-455	1	Decal, Warning
6	G7100-453	1	Decal, Warning
7	G7100-445	1	Decal, Warning
8	G7100-463	1	Decal, Danger

(TP1061)



ITEM	PART NO.	QTY.	DESCRIPTION
1	G7100-282	1	Decal, Warning "Clean Out Sweep"
2	G7100-36	1	SMV Sign
	GD24834	1	SMV Plate
	G10019	4	Hex Head Cap Screw, 5/16"-18 x 1"
	G10620	4	Serrated Flange Nut, 5/16"-18

(TP1063)

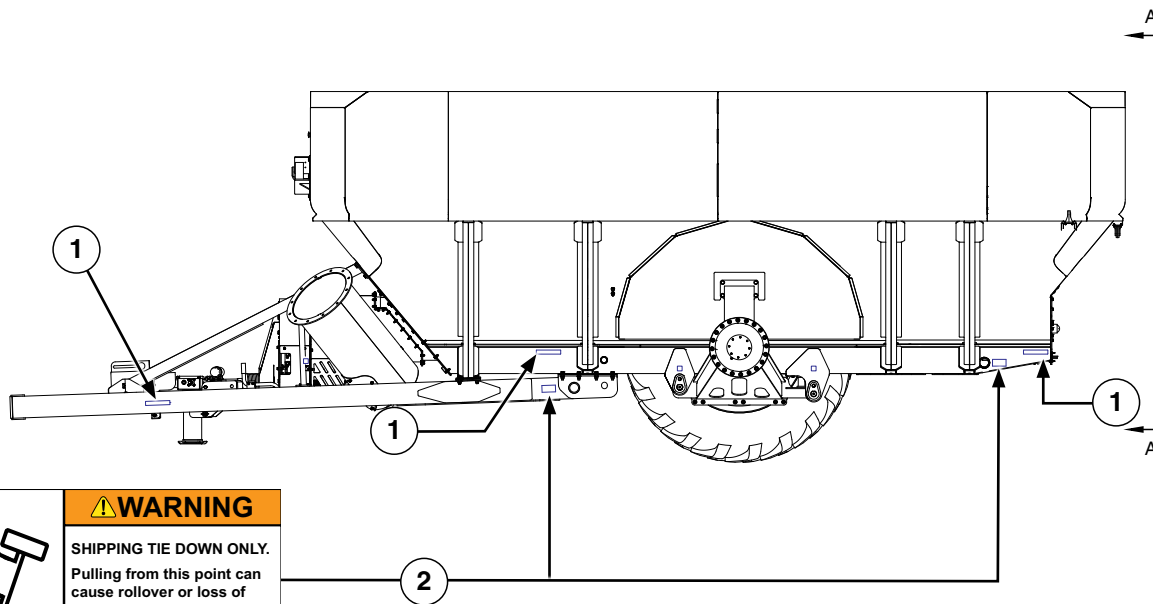


WARNING

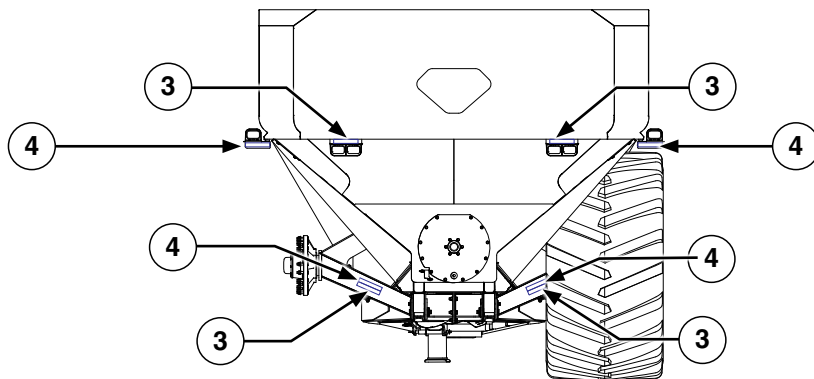
Improper operation or servicing of this equipment can result in death or serious injury. Read and follow all instructions in the Operator and Parts Manual.

Contact your Kinze dealer or go to www.kinze.com to order a replacement manual.

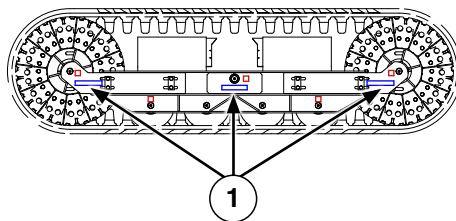
ITEM	PART NO.	QTY.	DESCRIPTION
1	G7100-259	1	Reflective Decal, Amber, 1½" x 9", Rectangular
2	G7100-387	1	Decal, Warning




WARNING
 SHIPPING TIE DOWN ONLY.
 Pulling from this point can cause rollover or loss of control and result in death, serious injury, and damage to property and equipment.

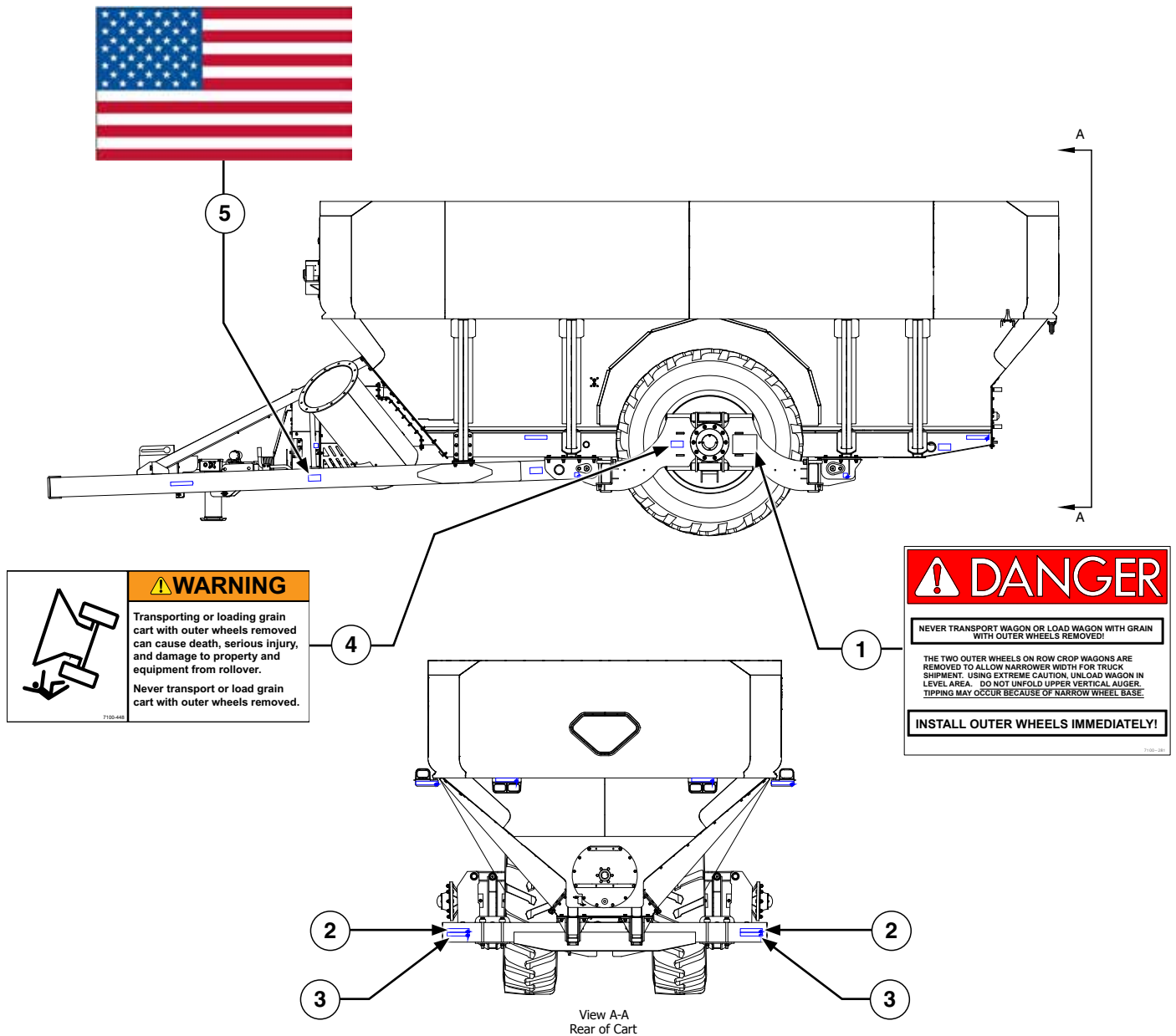


View A-A
 Rear View of Cart





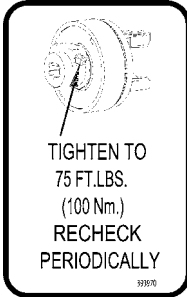
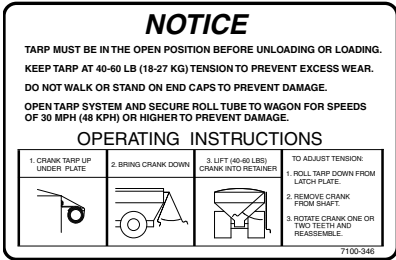






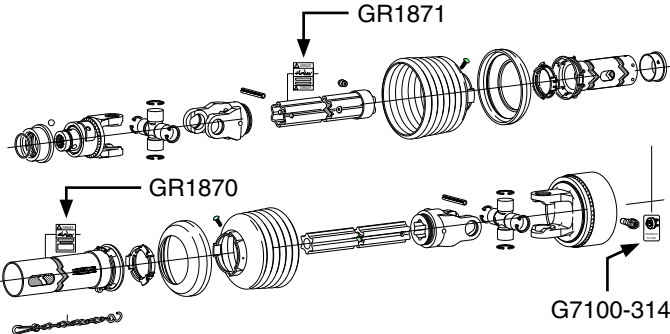
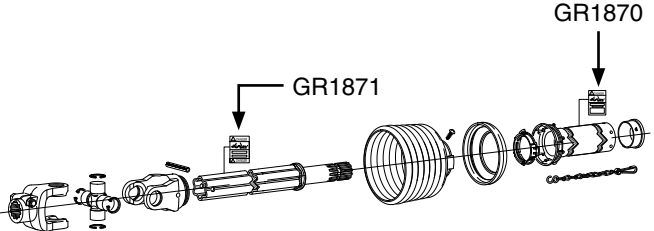




ITEM	PART NO.	QTY.	DESCRIPTION
1	G7100-259	1	Reflective Decal, Amber, 1½" x 9", Rectangular
2	G7100-451	4	Decal, Warning
3	G7100-260	4	Reflective Decal, Orange, 1½" x 9", Rectangular
4	G7100-258	4	Reflective Decal, Red, 1½" x 9", Rectangular

Row Crop Only



ITEM	PART NO.	QTY.	DESCRIPTION
1	G7100-281	1	Decal, Danger
2	G7100-258	2	Reflective Decal, Red, 1½" x 9", Rectangular
3	G7100-260	2	Reflective Decal, Orange, 1½" x 9", Rectangular
4	G7100-387	1	Decal, Warning
5	G7100-484	1	Decal, American Flag

	<p>Part No.: G7100-464 Description: Handheld Control Label</p>
	<p>Part No.: G7100-110 Description: Decal, Grease Weekly</p>
	<p>Part No.: G7100-277 Description: Decal, Grease Annually</p>
	<p>Part No.: G7100-116 Description: Decal, Grease Daily</p>
	<p>Part No.: G7100-314 Description: Decal, Torque Value</p>
	<p>Part No.: G7100-346 Description: Decal, Notice</p>
	<p>Part No.: G7100-130 Description: Decal, Electronic Scale</p>
	<p>Part No.: GD1512 Description: Cable Tie, 7½"</p>
	<p>Part No.: GD2117 Description: Cable Tie, 14½"</p>

	<p>Part No.: GR0155 Description: Blue Paint, Aerosol Can</p> <p>Part No.: GR0155MPP Description: Blue Paint, Twelve Aerosol Cans</p>
	<p>Part No.: GR1870 Description: Outer Decal</p> <p>Part No.: GR1871 Description: Inner Decal</p> <p>Part No.: G7100-314 Description: Decal, Torque Value</p>
	
	<p>Part No.: GM0238-01 Description: Operator Manual, 900/1100/1300/1500</p> <p>Part No.: GM0238-02 Description: Parts Manual, 900/1100/1300/1500</p> <p>Part No.: GPR1094 Description: Binder (Contact Kinze Parts To Order)</p>
	<p>Part No.: G7100-436 Description: Decal, Tire Pressure (Row Crop)</p>
	<p>Part No.: G7100-437 Description: Decal, Tire Pressure (Flotation) Tire 1100/45R46, 189A8/B</p>
	<p>Part No.: G7100-522 Description: Decal, Tire Pressure (Flotation) Tire 1250/50R32, CFO</p>

Part No.	Page	Part No.	Page	Part No.	Page	Part No.	Page
*A1018.....	P136	A16132.....	P142	G10004.....	P112	G10017.....	P76
*A1091.....	P136	A17219.....	P138	G10004.....	P137	G10017.....	P88
*A1098.....	P136	A8775.....	P138	G10004.....	P152	G10017.....	P90
*A1107.....	P136	A8775.....	P139	G10005.....	P18	G10017.....	P100
*A1110.....	P136	A9610.....	P143	G10005.....	P26	G10019.....	P11
*A1116.....	P136	D13169.....	P144	G10005.....	P27	G10019.....	P91
*A1121.....	P136	D22180.....	P133	G10005.....	P31	G10019.....	P91
*A1132.....	P136	G10001.....	P18	G10005.....	P64	G10019.....	P167
*A1140.....	P136	G10001.....	P22	G10005.....	P66	G10023.....	P18
*A15013.....	P136	G10001.....	P25	G10005.....	P68	G10023.....	P159
*A15015.....	P136	G10001.....	P28	G10005.....	P88	G10026.....	P25
*A3159.....	P136	G10001.....	P31	G10005.....	P90	G10026.....	P28
*A7656.....	P136	G10001.....	P42	G10005.....	P99	G10026.....	P31
*A7662.....	P137	G10001.....	P42	G10005.....	P127	G10026.....	P38
*A7664.....	P137	G10001.....	P44	G10007.....	P38	G10027.....	P42
*A7665.....	P136	G10001.....	P94	G10008.....	P33	G10027.....	P44
*A7666.....	P136	G10001.....	P96	G10008.....	P34	G10027.....	P46
*D12050.....	P142	G10001.....	P98	G10008.....	P64	G10027.....	P50
*D12051.....	P142	G10001.....	P107	G10008.....	P66	G10027.....	P52
*D12092.....	P143	G10001.....	P112	G10008.....	P68	G10027.....	P54
*D12104.....	P142	G10003.....	P44	G10008.....	P72	G10027.....	P55
*D12200.....	P142	G10003.....	P60	G10008.....	P74	G10027.....	P88
*D12202.....	P142	G10003.....	P62	G10008.....	P78	G10027.....	P90
*D12203.....	P142	G10003.....	P64	G10008.....	P80	G10027.....	P116
*D12208.....	P142	G10003.....	P74	G10008.....	P84	G10027.....	P118
*D12209.....	P142	G10003.....	P80	G10008.....	P86	G10027.....	P120
*D12233.....	P139	G10003.....	P86	G10008.....	P88	G10027.....	P122
*D12235.....	P138	G10003.....	P92	G10011.....	P10	G10027.....	P124
*D12235.....	P139	G10003.....	P110	G10014.....	P24	G10027.....	P126
*D12236.....	P138	G10003.....	P112	G10014.....	P26	G10029.....	P128
*D12236.....	P139	G10003.....	P146	G10014.....	P28	G10036.....	P10
*D12239.....	P138	G10003.....	P147	G10014.....	P100	G10037.....	P11
*D12240.....	P143	G10004.....	P8	G10014.....	P102	G10037.....	P42
*D12246.....	P143	G10004.....	P22	G10014.....	P104	G10037.....	P44
*D12247.....	P143	G10004.....	P36	G10016.....	P23	G10037.....	P46
*D12253.....	P142	G10004.....	P38	G10016.....	P39	G10037.....	P98
*D12255.....	P143	G10004.....	P42	G10016.....	P96	G10037.....	P116
*D12256.....	P139	G10004.....	P42	G10016.....	P98	G10037.....	P118
*D12267.....	P143	G10004.....	P46	G10016.....	P146	G10037.....	P122
*D12277.....	P138	G10004.....	P46	G10017.....	P28	G10037.....	P124
*D12277.....	P139	G10004.....	P46	G10017.....	P31	G10038.....	P28
*D12283.....	P143	G10004.....	P46	G10017.....	P42	G10038.....	P31
*D19250.....	P138	G10004.....	P58	G10017.....	P44	G10039.....	P34
*D19251.....	P138	G10004.....	P82	G10017.....	P46	G10039.....	P35
*D29692.....	P139	G10004.....	P90	G10017.....	P50	G10039.....	P88
*GA17232.....	P124	G10004.....	P92	G10017.....	P52	G10039.....	P90
*GA17233.....	P124	G10004.....	P92	G10017.....	P54	G10039.....	P98
*GA17267.....	P124	G10004.....	P93	G10017.....	P55	G10041.....	P99
*GA17268.....	P124	G10004.....	P96	G10017.....	P58	G10041.....	P110
*GA18484.....	P23	G10004.....	P98	G10017.....	P60	G10041.....	P112
*GD22535.....	P132	G10004.....	P108	G10017.....	P62	G10043.....	P20
816-00054.....	P162	G10004.....	P110	G10017.....	P70	G10043.....	P58

Part No.	Page	Part No.	Page	Part No.	Page	Part No.	Page
G10043	P60	G10107	P38	G10110	P64	G10112	P121
G10043	P62	G10107	P64	G10110	P70	G10112	P122
G10043	P110	G10107	P66	G10110	P82	G10112	P122
G10043	P112	G10107	P68	G10110	P153	G10112	P122
G10043	P130	G10107	P72	G10110	P159	G10112	P124
G10043	P136	G10107	P74	G10111	P8	G10112	P126
G10043	P151	G10107	P78	G10111	P11	G10112	P132
G10047	P26	G10107	P80	G10111	P23	G10118	P18
G10047	P28	G10107	P84	G10111	P28	G10119	P55
G10047	P31	G10107	P86	G10111	P31	G10119	P100
G10047	P38	G10107	P88	G10111	P33	G10133	P110
G10047	P107	G10107	P122	G10111	P34	G10149	P102
G10047	P157	G10108	P11	G10111	P35	G10156	P116
G10049	P110	G10108	P18	G10111	P39	G10156	P118
G10054	P22	G10108	P22	G10111	P42	G10156	P122
G10054	P22	G10108	P64	G10111	P44	G10156	P124
G10054	P131	G10108	P66	G10111	P46	G10159	P25
G10054	P132	G10108	P68	G10111	P50	G10159	P25
G10055	P116	G10108	P72	G10111	P52	G10159	P26
G10055	P118	G10108	P74	G10111	P54	G10159	P26
G10055	P122	G10108	P78	G10111	P58	G10159	P28
G10055	P124	G10108	P80	G10111	P60	G10159	P31
G10062	P137	G10108	P82	G10111	P62	G10163	P42
G10062	P152	G10108	P84	G10111	P64	G10163	P44
G10064	P18	G10108	P86	G10111	P70	G10163	P46
G10064	P153	G10108	P90	G10111	P76	G10163	P156
G10064	P159	G10108	P92	G10111	P82	G10171	P88
G10068	P121	G10108	P92	G10111	P88	G10171	P91
G10071	P18	G10108	P96	G10111	P90	G10171	P94
G10071	P22	G10108	P96	G10111	P90	G10172	P18
G10071	P23	G10108	P98	G10111	P96	G10176	P146
G10071	P44	G10108	P108	G10111	P98	G10176	P147
G10071	P50	G10108	P110	G10111	P107	G10216	P39
G10071	P52	G10108	P138	G10111	P146	G10224	P12
G10071	P54	G10108	P139	G10111	P146	G10228	P24
G10071	P55	G10108	P147	G10111	P157	G10228	P26
G10071	P88	G10108	P153	G10111	P158	G10228	P28
G10071	P98	G10108	P157	G10111	P160	G10228	P31
G10071	P100	G10109	P26	G10112	P10	G10228	P42
G10071	P102	G10109	P28	G10112	P42	G10228	P44
G10071	P104	G10109	P31	G10112	P44	G10228	P46
G10085	P10	G10109	P47	G10112	P46	G10229	P58
G10101	P110	G10109	P88	G10112	P50	G10229	P60
G10101	P110	G10109	P91	G10112	P52	G10229	P62
G10101	P110	G10109	P91	G10112	P54	G10229	P110
G10101	P110	G10109	P94	G10112	P55	G10229	P110
G10101	P112	G10109	P99	G10112	P88	G10229	P110
G10101	P142	G10109	P110	G10112	P90	G10229	P110
G10101	P143	G10109	P110	G10112	P116	G10229	P112
G10106	P108	G10109	P112	G10112	P116	G10230	P116
G10107	P10	G10110	P10	G10112	P118	G10230	P118
G10107	P27	G10110	P18	G10112	P120	G10230	P122

Part No.	Page	Part No.	Page	Part No.	Page	Part No.	Page
G10230	P124	G10400	P122	G10599	P90	G10730	P10
G10231	P38	G10400	P132	G10599	P99	G10743	P10
G10231	P116	G10404	P116	G10599	P108	G10770	P144
G10231	P118	G10404	P118	G10599	P153	G10809	P66
G10231	P122	G10404	P122	G10602	P11	G10809	P68
G10231	P124	G10404	P124	G10602	P18	G10809	P72
G10232	P11	G10430	P110	G10610	P20	G10809	P74
G10232	P20	G10430	P112	G10610	P107	G10809	P78
G10232	P110	G10441	P15	G10620	P58	G10809	P80
G10232	P112	G10441	P15	G10620	P60	G10809	P84
G10233	P10	G10441	P15	G10620	P62	G10809	P86
G10233	P11	G10450	P28	G10620	P136	G10840	P20
G10233	P36	G10450	P31	G10620	P167	G10895	P120
G10234	P38	G10453	P10	G10621	P18	G10901	P107
G10234	P116	G10459	P12	G10625	P120	G10901	P112
G10234	P118	G10460	P25	G10625	P130	G10902	P112
G10234	P122	G10460	P25	G10625	P132	G10909	P18
G10234	P124	G10460	P25	G10625	P151	G10932	P142
G10236	P122	G10460	P26	G10636	P33	G10936	P110
G10236	P128	G10460	P26	G10636	P34	G10939	P138
G10236	P129	G10460	P28	G10636	P35	G10939	P139
G10239	P122	G10460	P31	G10636	P58	G10939	P142
G10303	P107	G10465	P42	G10636	P60	G10939	P143
G10305	P42	G10465	P44	G10636	P62	G10948	P143
G10305	P46	G10465	P44	G10636	P82	G10955	P122
G10305	P46	G10465	P46	G10636	P88	G10958	P142
G10305	P50	G10465	P46	G10636	P100	G10960	P20
G10305	P52	G10471	P132	G10636	P102	G10967	P138
G10305	P88	G10471	P159	G10636	P104	G10974	P24
G10305	P107	G10503	P31	G10638	P10	G10974	P26
G10322	P28	G10522	P60	G10640	P8	G10974	P27
G10322	P31	G10522	P62	G10640	P25	G10974	P31
G10324	P127	G10522	P157	G10640	P26	G10985	P110
G10327	P147	G10522	P159	G10640	P28	G10985	P110
G10330	P15	G10535	P128	G10640	P30	G10985	P110
G10330	P15	G10535	P129	G10641	P122	G10991	P112
G10330	P15	G10539	P127	G10641	P122	G11012	P18
G10330	P122	G10543	P122	G10641	P128	G11028	P8
G10336	P38	G10581	P8	G10641	P129	G11030	P20
G10336	P116	G10581	P10	G10643	P8	G11031	P20
G10336	P118	G10581	P146	G10647	P15	G11032	P20
G10336	P122	G10585	P64	G10647	P157	G11039	P127
G10336	P124	G10599	P10	G10647	P158	G11041	P122
G10373	P132	G10599	P18	G10647	P160	G11042	P91
G10396	P55	G10599	P36	G10648	P120	G11042	P91
G10396	P100	G10599	P44	G10648	P126	G11042	P92
G10396	P120	G10599	P50	G10648	P157	G11042	P92
G10396	P126	G10599	P50	G10648	P158	G11042	P93
G10400	P116	G10599	P52	G10648	P160	G11051	P42
G10400	P118	G10599	P52	G10686	P11	G11051	P46
G10400	P120	G10599	P54	G10723	P12	G11084	P18
G10400	P122	G10599	P54	G10726	P132	G11091	P8

Part No.	Page	Part No.	Page	Part No.	Page	Part No.	Page
G11091	P10	G11124	P62	G11387	P42	G11391	P31
G11091	P18	G11124	P64	G11387	P42	G11391	P64
G11091	P22	G11124	P70	G11387	P44	G11391	P66
G11091	P26	G11124	P76	G11387	P74	G11391	P68
G11091	P27	G11124	P82	G11387	P80	G11391	P72
G11091	P31	G11162	P22	G11387	P86	G11391	P74
G11091	P36	G11174	P31	G11387	P92	G11391	P78
G11091	P38	G11174	P34	G11387	P92	G11391	P80
G11091	P42	G11174	P35	G11387	P93	G11391	P84
G11091	P42	G11182	P107	G11387	P96	G11391	P86
G11091	P42	G11182	P112	G11387	P98	G11391	P88
G11091	P42	G11187	P15	G11387	P107	G11391	P90
G11091	P42	G11192	P47	G11387	P110	G11391	P116
G11091	P44	G11196	P130	G11387	P112	G11391	P118
G11091	P46	G11196	P151	G11387	P146	G11391	P121
G11091	P46	G11200	P157	G11387	P147	G11391	P124
G11091	P46	G11200	P160	G11389	P18	G11392	P42
G11091	P46	G11223	P18	G11389	P24	G11392	P44
G11091	P46	G11229	P108	G11389	P26	G11392	P46
G11091	P46	G11229	P157	G11389	P26	G11392	P50
G11091	P50	G11229	P158	G11389	P26	G11392	P52
G11091	P50	G11229	P159	G11389	P26	G11392	P52
G11091	P52	G11264	P70	G11389	P27	G11392	P54
G11091	P52	G11264	P76	G11389	P31	G11392	P55
G11091	P54	G11271	P8	G11389	P33	G11392	P88
G11091	P54	G11271	P23	G11389	P34	G11392	P90
G11091	P88	G11271	P23	G11389	P34	G11392	P116
G11091	P90	G11271	P124	G11389	P35	G11392	P118
G11091	P92	G11271	P126	G11389	P42	G11392	P120
G11091	P92	G11272	P26	G11389	P44	G11392	P121
G11091	P93	G11272	P28	G11389	P46	G11392	P122
G11091	P94	G11272	P31	G11389	P58	G11392	P124
G11091	P96	G11286	P42	G11389	P70	G11392	P124
G11091	P98	G11299	P107	G11389	P70	G11392	P126
G11091	P99	G11314	P91	G11389	P76	G11393	P122
G11091	P107	G11314	P91	G11389	P76	G11394	P66
G11091	P112	G11314	P92	G11389	P88	G11394	P72
G11091	P137	G11314	P92	G11389	P90	G11394	P78
G11091	P147	G11314	P93	G11389	P90	G11394	P84
G11091	P152	G11385	P159	G11389	P96	G11394	P86
G11093	P122	G11386	P22	G11389	P98	G11398	P132
G11093	P122	G11386	P22	G11389	P107	G11406	P108
G11094	P8	G11386	P47	G11389	P116	G11409	P64
G11094	P10	G11386	P110	G11389	P118	G11409	P70
G11094	P22	G11386	P110	G11389	P122	G11409	P76
G11096	P15	G11386	P112	G11389	P124	G11409	P82
G11123	P36	G11387	P18	G11389	P146	G11413	P23
G11124	P8	G11387	P22	G11389	P146	G11413	P42
G11124	P10	G11387	P25	G11391	P10	G11413	P44
G11124	P23	G11387	P26	G11391	P23	G11413	P46
G11124	P58	G11387	P28	G11391	P26	G11415	P18
G11124	P60	G11387	P38	G11391	P27	G11415	P26

Part No.	Page	Part No.	Page	Part No.	Page	Part No.	Page
G11415	P76	G11725	P10	G6801-08-06	P147	G7100-453	P166
G11415	P82	G11735	P8	G6801-L-08	P145	G7100-454	P164
G11415	P88	G11736	P10	G6801-LL-06-08	P148	G7100-455	P166
G11415	P90	G11737	P10	G6801-LL-08	P149	G7100-463	P166
G11415	P90	G1K617	P108	G7100-110	P171	G7100-464	P171
G11415	P94	G1K667	P38	G7100-116	P171	G7100-466	P163
G11415	P96	G2406-08-06	P58	G7100-130	P171	G7100-467	P163
G11415	P98	G2406-08-06	P60	G7100-258	P169	G7100-472	P163
G11415	P99	G2406-08-06	P62	G7100-258	P170	G7100-484	P170
G11415	P100	G2406-08-06	P136	G7100-259	P168	G8367X	P157
G11480	P8	G2700-06-06	P137	G7100-259	P169	G8367X	P158
G11480	P124	G2701-06	P137	G7100-260	P169	G8367X	P160
G11480	P124	G2701-08	P58	G7100-260	P170	G8541X	P157
G11480	P126	G2701-08	P60	G7100-277	P171	G8541X	P158
G11483	P112	G2701-08	P62	G7100-281	P170	G8541X	P160
G11484	P110	G2701-08	P136	G7100-282	P167	G9568X	P16
G11484	P112	G2800-01	P12	G7100-289	P166	GA0237	P12
G11490	P23	G306-06	P137	G7100-290	P166	GA0238	P12
G11509	P66	G306-08	P58	G7100-314	P171	GA0239	P12
G11509	P72	G306-08	P60	G7100-314	P172	GA0449	P38
G11509	P78	G306-08	P62	G7100-346	P171	GA0530	P132
G11509	P84	G306-08	P136	G7100-36	P167	GA0531	P130
G11509	P86	G3400-01	P11	G7100-382	P164	GA0531	P132
G11510	P31	G6400-06	P142	G7100-387	P168	GA0532	P130
G11510	P66	G6400-06-08	P148	G7100-387	P170	GA0532	P132
G11510	P72	G6400-06-08	P149	G7100-393	P164	GA0779	P128
G11510	P78	G6400-06-08	P150	G7100-408	P163	GA0779	P129
G11510	P84	G6400-08	P145	G7100-409	P163	GA10011	P162
G11510	P86	G6408-06	P142	G7100-417	P163	GA10012	P162
G11511	P26	G6408-08	P138	G7100-418	P163	GA10013	P162
G11511	P28	G6408-08	P139	G7100-419	P163	GA10175	P10
G11511	P31	G6408-08	P143	G7100-420	P163	GA11200	P158
G11512	P25	G6408-08	P148	G7100-421	P163	GA11365	P148
G11512	P28	G6500-06	P136	G7100-424	P163	GA11365	P150
G11512	P31	G6500-08	P58	G7100-425	P163	GA11388	P132
G11513	P26	G6500-08	P60	G7100-428	P163	GA11509	P130
G11513	P28	G6500-08	P62	G7100-429	P163	GA11600	P33
G11513	P31	G6500-08	P136	G7100-430	P163	GA12238	P157
G11529	P146	G6500-08	P145	G7100-430	P163	GA12403	P157
G11529	P147	G6502-06	P150	G7100-432	P163	GA12403	P158
G11530	P28	G6602-06	P136	G7100-433	P163	GA12403	P160
G11530	P31	G6801-06	P136	G7100-436	P172	GA13344	P107
G11531	P28	G6801-06-08	P136	G7100-437	P172	GA13345	P107
G11531	P31	G6801-06-08	P144	G7100-445	P166	GA13443	P107
G11558	P22	G6801-06-08	P148	G7100-446	P164	GA13651	P144
G11559	P38	G6801-06-08	P149	G7100-447	P164	GA13736	P133
G11605	P112	G6801-06-08	P150	G7100-449	P165	GA13965	P142
G11644	P112	G6801-06-08	P36	G7100-449	P166	GA14328	P128
G11721	P107	G6801-08	P82	G7100-451	P169	GA14475	P116
G11723	P107	G6801-08	P136	G7100-452	P165	GA14475	P118
G11724	P107	G6801-08	P145	G7100-452	P166	GA14475	P122
G11725	P8	G6801-08-06	P146	G7100-453	P165	GA14475	P124

Part No.	Page	Part No.	Page	Part No.	Page	Part No.	Page
GA14556	P26	GA15899	P22	GA16053	P46	GA16244	P156
GA14568	P22	GA15935	P47	GA16054	P44	GA16246	P88
GA14773	P91	GA15936	P43	GA16054	P46	GA16246	P90
GA14773	P91	GA15936	P46	GA16056	P43	GA16247	P22
GA14773	P92	GA15936	P47	GA16056	P46	GA16248	P18
GA14773	P92	GA15961	P18	GA16058	P52	GA16252	P18
GA14773	P93	GA15977	P35	GA16059	P52	GA16253	P18
GA14775	P129	GA15979	P38	GA16079	P24	GA16254	P42
GA14777	P129	GA15981	P33	GA16079	P26	GA16256	P23
GA14779	P128	GA15984	P43	GA16080	P28	GA16263	P5
GA14780	P128	GA15984	P46	GA16080	P28	GA16263	P22
GA14783	P127	GA15990	P12	GA16080	P30	GA16265	P18
GA14784	P127	GA15991	P12	GA16133	P142	GA16266	P50
GA14785	P127	GA15991	P42	GA16134	P25	GA16267	P50
GA14787	P127	GA15991	P43	GA16134	P28	GA16274	P44
GA14799	P149	GA15991	P46	GA16134	P30	GA16275	P44
GA14842	P157	GA15995	P38	GA16134	P142	GA16278	P88
GA14842	P160	GA15998	P38	GA16155	P102	GA16278	P90
GA14992	P20	GA16001	P36	GA16155	P104	GA16296	P116
GA15291	P156	GA16002	P39	GA16156	P102	GA16296	P118
GA15422	P18	GA16008	P6	GA16156	P104	GA16296	P120
GA15469	P153	GA16008	P6	GA16175	P100	GA16296	P124
GA15470	P153	GA16008	P23	GA16188	P64	GA16296	P126
GA15471	P153	GA16012	P104	GA16188	P70	GA16318	P72
GA15472	P38	GA16015	P104	GA16188	P76	GA16318	P74
GA15472	P151	GA16016	P104	GA16188	P82	GA16318	P78
GA15527	P24	GA16018	P99	GA16190	P42	GA16318	P80
GA15545	P134	GA16021	P50	GA16192	P33	GA16318	P84
GA15585	P129	GA16021	P52	GA16192	P34	GA16318	P86
GA15587	P129	GA16021	P54	GA16194	P38	GA16319	P66
GA15589	P128	GA16022	P50	GA16196	P43	GA16319	P68
GA15590	P128	GA16022	P52	GA16196	P46	GA16319	P72
GA15591	P127	GA16022	P54	GA16198	P43	GA16319	P74
GA15594	P127	GA16023	P26	GA16203	P18	GA16319	P78
GA15624	P102	GA16023	P28	GA16215	P22	GA16319	P80
GA15624	P104	GA16023	P30	GA16223	P10	GA16319	P84
GA15638	P102	GA16024	P26	GA16225	P8	GA16319	P86
GA15638	P104	GA16024	P27	GA16226	P10	GA16320	P72
GA15643	P122	GA16024	P30	GA16227	P10	GA16320	P78
GA15643	P132	GA16025	P24	GA16228	P11	GA16346	P156
GA15690	P36	GA16025	P31	GA16229	P11	GA16347	P156
GA15753	P38	GA16026	P99	GA16230	P8	GA16353	P151
GA15763	P18	GA16029	P50	GA16231	P8	GA16354	P151
GA15784	P146	GA16029	P52	GA16233	P10	GA16356	P107
GA15784	P147	GA16029	P54	GA16234	P8	GA16357	P107
GA15800	P133	GA16030	P50	GA16235	P8	GA16358	P104
GA15821	P133	GA16030	P52	GA16238	P8	GA16403	P44
GA15831	P38	GA16030	P54	GA16239	P18	GA16403	P46
GA15838	P124	GA16033	P52	GA16240	P18	GA16405	P44
GA15838	P126	GA16034	P52	GA16241	P18	GA16405	P46
GA15847	P39	GA16043	P33	GA16242	P18	GA16407	P50
GA15899	P4	GA16053	P44	GA16243	P10	GA16408	P50

Part No.	Page	Part No.	Page	Part No.	Page	Part No.	Page
GA16432	P102	GA16695	P151	GA16940	P151	GA17121	P50
GA16434	P102	GA16707	P52	GA16973	P118	GA17122	P50
GA16438	P102	GA16708	P52	GA16974	P118	GA17123	P25
GA16443	P104	GA16709	P88	GA16976	P46	GA17125	P33
GA16446	P108	GA16709	P90	GA16978	P46	GA17125	P34
GA16447	P108	GA16710	P88	GA16986	P10	GA17128	P38
GA16448	P108	GA16710	P90	GA16987	P8	GA17133	P68
GA16448	P110	GA16718	P100	GA16988	P8	GA17134	P68
GA16450	P108	GA16726	P43	GA16989	P8	GA17135	P68
GA16452	P108	GA16726	P46	GA16992	P8	GA17136	P66
GA16453	P108	GA16727	P88	GA16993	P22	GA17137	P66
GA16454	P108	GA16727	P90	GA16994	P22	GA17138	P66
GA16455	P108	GA16727	P93	GA16995	P122	GA17139	P66
GA16456	P110	GA16731	P74	GA16996	P102	GA17140	P68
GA16457	P110	GA16732	P74	GA16996	P104	GA17143	P66
GA16459	P110	GA16741	P50	GA17036	P86	GA17143	P68
GA16460	P110	GA16742	P50	GA17037	P86	GA17146	P128
GA16460	P112	GA16765	P80	GA17038	P84	GA17146	P129
GA16497	P54	GA16766	P80	GA17039	P84	GA17147	P128
GA16498	P54	GA16767	P78	GA17044	P18	GA17147	P129
GA16612	P36	GA16768	P80	GA17044	P20	GA17149	P26
GA16613	P36	GA16770	P80	GA17045	P116	GA17153	P25
GA16614	P70	GA16771	P80	GA17045	P118	GA17153	P28
GA16614	P76	GA16772	P74	GA17045	P118	GA17154	P46
GA16614	P82	GA16772	P80	GA17045	P122	GA17155	P116
GA16615	P70	GA16772	P86	GA17045	P122	GA17156	P116
GA16615	P76	GA16773	P74	GA17045	P124	GA17166	P72
GA16615	P82	GA16773	P80	GA17045	P124	GA17167	P72
GA16616	P70	GA16773	P86	GA17046	P18	GA17169	P72
GA16616	P76	GA16774	P78	GA17049	P15	GA17169	P84
GA16616	P82	GA16775	P78	GA17051	P20	GA17170	P72
GA16620	P50	GA16777	P113	GA17052	P20	GA17170	P84
GA16621	P50	GA16778	P113	GA17053	P20	GA17220	P72
GA16624	P78	GA16779	P110	GA17061	P90	GA17220	P138
GA16624	P84	GA16780	P113	GA17062	P90	GA17225	P64
GA16625	P66	GA16781	P18	GA17072	P88	GA17226	P64
GA16625	P72	GA16782	P18	GA17072	P90	GA17227	P64
GA16625	P78	GA16813	P100	GA17076	P84	GA17234	P78
GA16625	P84	GA16814	P54	GA17081	P78	GA17235	P78
GA16647	P100	GA16815	P54	GA17089	P18	GA17237	P78
GA16647	P100	GA16839	P156	GA17090	P18	GA17237	P84
GA16652	P80	GA16855	P74	GA17091	P122	GA17237	P86
GA16652	P86	GA16861	P74	GA17092	P10	GA17237	P138
GA16653	P80	GA16911	P72	GA17093	P42	GA17242	P66
GA16653	P86	GA16911	P78	GA17094	P3	GA17242	P72
GA16669	P22	GA16911	P84	GA17094	P22	GA17242	P78
GA16670	P72	GA16912	P72	GA17096	P42	GA17242	P84
GA16671	P74	GA16912	P78	GA17103	P42	GA17242	P86
GA16675	P149	GA16912	P84	GA17104	P42	GA17243	P33
GA16676	P148	GA16931	P151	GA17106	P42	GA17245	P96
GA16676	P150	GA16938	P84	GA17107	P88	GA17245	P98
GA16694	P99	GA16939	P86	GA17108	P88	GA17246	P64

Part No.	Page	Part No.	Page	Part No.	Page	Part No.	Page
GA17246	P72	GA18554	P80	GA20207	P120	GA4293	P149
GA17270	P72	GA18554	P86	GA20208	P126	GA4293	P150
GA17293	P122	GA18706	P34	GA20209	P126	GA4683	P157
GA17294	P122	GA18725	P156	GA20211	P120	GA4683	P158
GA17305	P121	GA18742	P96	GA20211	P126	GA4683	P160
GA17306	P122	GA18743	P96	GA20215	P43	GA5487	P129
GA17394	P122	GA18744	P92	GA20217	P43	GA6128	P133
GA17395	P122	GA18744	P92	GA20219	P43	GA6128	P133
GA17396	P118	GA18745	P96	GA20220	P120	GA6128	P134
GA17396	P122	GA18746	P96	GA20220	P126	GA6497	P25
GA17396	P124	GA18747	P96	GA20224	P55	GA6497	P28
GA17629	P66	GA18748	P92	GA20224	P55	GA6497	P30
GA17629	P138	GA18748	P92	GA20224	P100	GA6772	P157
GA17636	P146	GA18755	P90	GA20225	P55	GA6772	P158
GA17637	P146	GA18757	P90	GA20225	P100	GA6772	P160
GA17645	P18	GA18777	P158	GA20230	P55	GA7561	P15
GA17816	P38	GA18777	P159	GA20230	P100	GA7818	P159
GA17858	P118	GA18805	P92	GA20249	P158	GA7895	P157
GA17858	P124	GA18805	P92	GA20250	P158	GA8130	P142
GA17864	P118	GA18833	P112	GA20808	P26	GA8130	P143
GA17865	P118	GA18835	P112	GA20808	P28	GA8882	P142
GA17925	P38	GA18836	P112	GA20808	P30	GA8882	P145
GA17949	P44	GA18840	P110	GA21006	P55	GA9256	P26
GA17949	P147	GA18840	P112	GA21006	P100	GA9256	P28
GA17973	P44	GA18841	P159	GA21166	P36	GA9256	P30
GA17973	P46	GA18842	P122	GA21166	P139	GA9257	P26
GA18028	P28	GA18843	P122	GA21307	P8	GA9257	P28
GA18028	P28	GA18949	P151	GA21308	P8	GA9257	P30
GA18028	P30	GA19119	P22	GA21308	P10	GA9311	P11
GA18074	P43	GA19446	P15	GA21313	P107	GA9316	P12
GA18134	P153	GA19740	P98	GA21314	P107	GA9353	P26
GA18154	P108	GA19741	P98	GA21315	P22	GA9354	P24
GA18155	P108	GA19741	P98	GA21414	P35	GA9357	P11
GA18392	P35	GA19742	P93	GA21421	P38	GA9359	P10
GA18412	P124	GA19744	P98	GA21422	P31	GA9561	P144
GA18413	P124	GA19744	P98	GA21424	P31	GA9611	P143
GA18414	P124	GA19746	P98	GA21452	P133	GA9616	P10
GA18415	P124	GA19747	P93	GA21470	P112	GA9616	P144
GA18434	P43	GA19749	P98	GA21661	P100	GA9665	P20
GA18438	P43	GA19750	P98	GA21662	P55	GA9705	P70
GA18442	P43	GA19882	P157	GA21663	P55	GA9705	P76
GA18487	P34	GA19882	P158	GA21664	P55	GA9705	P82
GA18487	P35	GA19882	P160	GA21665	P55	GA9705	P136
GA18488	P34	GA20045	P151	GA21666	P100	GA9841	P10
GA18510	P96	GA20045	P152	GA21667	P100	GA9975	P133
GA18511	P8	GA20089	P72	GA21668	P55	GA9975	P133
GA18512	P11	GA20090	P74	GA21669	P55	GB0218	P10
GA18513	P22	GA20091	P78	GA22224	P108	GB0218	P64
GA18517	P34	GA20092	P80	GA22296	P38	GB0218	P66
GA18517	P35	GA20093	P84	GA22299	P31	GB0218	P68
GA18554	P64	GA20094	P86	GA4214	P15	GB0218	P72
GA18554	P74	GA20206	P120	GA4293	P148	GB0218	P74

Part No.	Page	Part No.	Page	Part No.	Page	Part No.	Page
GB0218	P78	GD11950	P139	GD14437	P122	GD21835	P42
GB0218	P80	GD11984	P142	GD14610	P10	GD21843	P42
GB0218	P84	GD12101	P139	GD14621	P26	GD21874	P42
GB0218	P86	GD12239	P142	GD14631	P10	GD21895	P134
GB0338	P11	GD12510	P139	GD14671	P76	GD22141	P36
GB0359	P42	GD12572	P143	GD14671	P82	GD22536	P130
GB0377	P11	GD13088	P10	GD14671	P94	GD22585	P26
GB0378	P10	GD13172	P144	GD14671	P96	GD22585	P28
GB0382	P130	GD13173	P144	GD14671	P98	GD22585	P30
GB0382	P151	GD13348	P99	GD1512	P171	GD22750	P44
GB0409	P25	GD13348	P152	GD16200	P142	GD22750	P46
GB0409	P28	GD13348	P153	GD16202	P142	GD22758	P131
GB0409	P30	GD13400	P144	GD16458	P33	GD22761	P133
GB0499	P15	GD13498	P143	GD16565	P130	GD22761	P133
GB0654	P66	GD13499	P145	GD16565	P151	GD22832	P156
GB0654	P68	GD13500	P143	GD16709	P130	GD22834	P156
GB0654	P72	GD13541	P144	GD16710	P130	GD22858	P156
GB0654	P74	GD13558	P8	GD16712	P116	GD22865	P39
GB0654	P78	GD13559	P10	GD16712	P118	GD22866	P39
GB0654	P80	GD13560	P10	GD16712	P120	GD22879	P124
GB0654	P84	GD13561	P8	GD17161	P36	GD22879	P126
GB0654	P86	GD1359	P132	GD17161	P44	GD22880	P124
GB0672	P64	GD13598	P20	GD17332	P42	GD22880	P126
GB0672	P66	GD1360	P132	GD18828	P28	GD22965	P159
GB0672	P68	GD13600	P20	GD18828	P31	GD23138	P36
GB0672	P72	GD13601	P20	GD18974	P107	GD23139	P36
GB0672	P74	GD13602	P20	GD18975	P107	GD23140	P39
GB0672	P78	GD13603	P20	GD18976	P107	GD23141	P39
GB0672	P80	GD13604	P20	GD18977	P107	GD23211	P26
GB0672	P84	GD13605	P20	GD18978	P107	GD23211	P28
GB0672	P86	GD13606	P20	GD18980	P107	GD23211	P30
GD10057-01	P136	GD13608	P20	GD18982	P107	GD23295	P102
GD10057-02	P136	GD13609	P20	GD18986	P107	GD23295	P104
GD10057-03	P137	GD13610	P20	GD18987	P107	GD23296	P104
GD10057-04	P137	GD13626	P122	GD18990	P107	GD23297	P104
GD10057-05	P137	GD13635	P20	GD18990	P112	GD23331	P33
GD10057-06	P137	GD13677	P8	GD18991	P108	GD23343	P43
GD10057-07	P137	GD13698	P20	GD18992	P108	GD23343	P46
GD10057-08	P137	GD13735	P26	GD19067	P107	GD23404	P142
GD10057-09	P137	GD13736	P26	GD19068	P107	GD23483	P42
GD10057-10	P137	GD13736	P28	GD19068	P112	GD23483	P44
GD10136	P127	GD13736	P30	GD19169	P107	GD23483	P46
GD10532	P25	GD13755	P18	GD19171	P107	GD23510	P8
GD10532	P28	GD13763	P11	GD19662	P138	GD23511	P10
GD10532	P30	GD13804	P42	GD20399	P128	GD23512	P8
GD10705	P18	GD13804	P44	GD20443	P128	GD23513	P10
GD10739	P159	GD13804	P46	GD20444	P128	GD23515	P107
GD10759	P159	GD13805	P42	GD20596	P107	GD23533	P91
GD1109	P116	GD13805	P44	GD2117	P171	GD23533	P91
GD1109	P118	GD13805	P46	GD21206	P10	GD23533	P92
GD1109	P122	GD14416	P162	GD21248	P36	GD23533	P92
GD1109	P124	GD14436	P122	GD2169	P128	GD23537	P3

Part No.	Page	Part No.	Page	Part No.	Page	Part No.	Page
GD23537	P4	GD23979	P84	GD24252	P113	GD24951	P99
GD23537	P5	GD23979	P86	GD24253	P113	GD24952	P128
GD23580	P10	GD23982	P153	GD24254	P113	GD24952	P129
GD23672	P72	GD23996	P116	GD24292	P137	GD24961	P42
GD23672	P74	GD23996	P118	GD24293	P137	GD24967	P26
GD23672	P78	GD23996	P122	GD24295	P152	GD24970	P50
GD23672	P80	GD23996	P124	GD24296	P152	GD24970	P52
GD23672	P84	GD23996	P157	GD24390	P94	GD24970	P54
GD23672	P86	GD24006	P58	GD24390	P96	GD24971	P50
GD23679	P66	GD24006	P60	GD24390	P98	GD24971	P52
GD23679	P68	GD24006	P62	GD24413	P25	GD24971	P54
GD23679	P72	GD24006	P136	GD24413	P28	GD24972	P157
GD23679	P74	GD24011	P64	GD24413	P31	GD24972	P158
GD23679	P78	GD24011	P74	GD24413	P99	GD24972	P159
GD23679	P80	GD24011	P80	GD24494	P42	GD24975	P94
GD23679	P84	GD24011	P86	GD24494	P44	GD24975	P96
GD23679	P86	GD24014	P64	GD24494	P46	GD24975	P98
GD23688	P64	GD24014	P74	GD24515	P22	GD24976	P94
GD23815	P102	GD24014	P80	GD24516	P22	GD24976	P96
GD23816	P102	GD24014	P86	GD24615	P3	GD24976	P98
GD23840	P108	GD24033	P10	GD24615	P4	GD24996	P60
GD23841	P108	GD24041	P110	GD24758	P127	GD24996	P62
GD23842	P108	GD24041	P112	GD24759	P127	GD25033	P35
GD23847	P107	GD24062	P91	GD24761	P10	GD25034	P35
GD23848	P107	GD24062	P91	GD24830	P10	GD25040	P110
GD23849	P107	GD24063	P88	GD24834	P167	GD25065	P138
GD23850	P107	GD24063	P90	GD24835	P44	GD25077-01	P107
GD23851	P107	GD24063	P94	GD24835	P46	GD25138	P138
GD23852	P107	GD24063	P96	GD24836	P44	GD25149	P116
GD23852	P110	GD24063	P98	GD24836	P46	GD25149	P118
GD23853	P110	GD24094	P110	GD24837	P23	GD25149	P122
GD23854	P110	GD24094	P112	GD24838	P8	GD25149	P124
GD23855	P110	GD24104	P148	GD24851	P10	GD25203	P124
GD23855	P112	GD24104	P149	GD24852	P10	GD25203	P126
GD23856	P110	GD24105	P150	GD24853	P116	GD25255	P157
GD23856	P112	GD24118	P64	GD24853	P118	GD25306	P64
GD23857	P110	GD24118	P72	GD24853	P122	GD25306	P72
GD23866	P10	GD24118	P78	GD24853	P124	GD25306	P74
GD23872	P10	GD24118	P84	GD24866	P42	GD25306	P78
GD23877	P8	GD24127	P18	GD24888	P42	GD25306	P80
GD23890	P23	GD24234	P62	GD24889	P42	GD25306	P84
GD23893	P42	GD24234	P76	GD24905	P94	GD25306	P86
GD23893	P44	GD24234	P82	GD24927	P50	GD25412	P33
GD23893	P46	GD24242	P94	GD24927	P52	GD25419	P33
GD23894	P18	GD24242	P96	GD24927	P54	GD25419	P34
GD23896	P100	GD24242	P98	GD24928	P50	GD25419	P35
GD23897	P100	GD24245	P94	GD24928	P52	GD2558	P18
GD23979	P64	GD24245	P96	GD24928	P54	GD2558	P18
GD23979	P72	GD24245	P98	GD24936	P66	GD25774	P138
GD23979	P74	GD24246	P91	GD24936	P68	GD25779	P146
GD23979	P78	GD24246	P92	GD24949	P66	GD25780	P146
GD23979	P80	GD24246	P93	GD24950	P68	GD25781	P146

Part No.	Page	Part No.	Page	Part No.	Page	Part No.	Page
GD25973	P152	GD26442-02	P46	GD29032	P118	GD6136	P30
GD25974	P152	GD26442-03	P44	GD29032	P120	GD6433	P38
GD26023	P47	GD26442-03	P46	GD29032	P124	GD6462	P38
GD26030	P147	GD26446	P162	GD29032	P126	GD7452	P128
GD26196	P28	GD26447	P162	GD29033	P28	GD7452	P129
GD26196	P31	GD26448	P162	GD29033	P31	GD7460	P128
GD26383	P36	GD26449	P162	GD29033	P152	GD7460	P129
GD26384	P36	GD26450	P162	GD29052	P116	GD7497	P129
GD26394	P62	GD26451	P162	GD29052	P118	GD7889	P11
GD26396	P62	GD26452	P62	GD29052	P120	GD8279	P127
GD26397	P60	GD26453	P62	GD29052	P124	GD9592	P38
GD26397	P62	GD26682	P104	GD29052	P126	GD9592	P116
GD26398	P60	GD26683	P102	GD29053	P116	GD9592	P118
GD26398	P62	GD26695	P62	GD29053	P118	GD9592	P122
GD26400	P62	GD26699	P62	GD29053	P120	GD9592	P124
GD26401	P62	GD26751	P10	GD29053	P124	GD9900	P127
GD26402	P60	GD26752	P22	GD29053	P126	GM0238-01	P172
GD26403	P60	GD26753	P8	GD29289	P120	GM0238-02	P172
GD26404	P60	GD26812	P157	GD29289	P126	GPR1094	P172
GD26405	P60	GD26892	P35	GD29292	P120	GR0155	P172
GD26406	P58	GD26963	P96	GD29292	P126	GR0155MPP	P172
GD26406	P60	GD26963	P98	GD29309	P120	GR0189	P12
GD26407	P58	GD27036	P112	GD29309	P126	GR0191	P130
GD26407	P60	GD27037	P112	GD29309	P158	GR0191	P132
GD26408	P62	GD27038	P112	GD29310	P120	GR0192	P132
GD26409	P62	GD27039	P112	GD29310	P126	GR0193	P36
GD26410	P62	GD27041	P112	GD29310	P158	GR0193	P66
GD26411	P62	GD27042	P112	GD29312	P35	GR0193	P66
GD26412	P62	GD27043	P112	GD29478	P108	GR0193	P72
GD26413	P62	GD27044	P112	GD29479	P108	GR0193	P78
GD26414	P62	GD27054	P159	GD29559	P50	GR0193	P84
GD26415	P58	GD27055	P159	GD29559	P52	GR0193	P86
GD26416	P58	GD27081	P107	GD29559	P54	GR0270	P42
GD26417	P58	GD27082	P107	GD29560	P50	GR0270	P44
GD26418	P58	GD27095	P112	GD29560	P52	GR0270	P46
GD26425	P58	GD27096	P162	GD29560	P54	GR0323	P128
GD26425	P60	GD27100	P112	GD29638	P18	GR0323	P129
GD26425	P62	GD27232	P144	GD29689	P139	GR0367	P36
GD26426	P58	GD27233	P139	GD2971-13	P11	GR0375	P66
GD26426	P60	GD28177	P98	GD29792	P35	GR0375	P72
GD26426	P62	GD28178	P98	GD29793	P38	GR0375	P78
GD26428	P44	GD28192	P98	GD30439	P139	GR0375	P84
GD26428	P46	GD28198	P93	GD30616	P133	GR0375	P86
GD26430	P44	GD28357	P156	GD31503	P31	GR0761	P149
GD26430	P46	GD28358	P156	GD3457-09	P38	GR0962	P66
GD26432	P44	GD28359	P156	GD4086	P136	GR0962	P72
GD26432	P46	GD28360	P156	GD4086	P136	GR0962	P78
GD26441-01	P44	GD28361	P156	GD4632	P138	GR0962	P84
GD26441-01	P46	GD28513	P162	GD5900-29	P10	GR0962	P86
GD26442-01	P44	GD28679	P128	GD5949	P138	GR1037	P136
GD26442-01	P46	GD28679	P129	GD6136	P25	GR1037	P136
GD26442-02	P44	GD29032	P116	GD6136	P28	GR1037	P138

Part No.	Page	Part No.	Page	Part No.	Page	Part No.	Page
GR1037	P143	GR1600	P143	GR2045	P2		
GR1037	P144	GR1618	P2	GR2045	P3		
GR1037	P145	GR1640	P2	GR2045	P4		
GR1037	P145	GR1642	P2	GR2045	P5		
GR1037	P150	GR1644	P2	GR2049	P5		
GR1037	P139	GR1645	P2	GR2050	P2		
GR1037	P148	GR1646	P2	GR2050	P5		
GR1037	P148	GR1648	P2	GR2059	P112		
GR1037	P148	GR1649	P2	GR2060	P107		
GR1037	P149	GR1661	P2	GR2061	P4		
GR1037	P149	GR1669	P2	GR2062	P4		
GR1037	P150	GR1670	P2	GR2063	P5		
GR1045	P136	GR1672	P2	GR2064	P5		
GR1045	P146	GR1681	P130	GR2069	P132		
GR1045	P147	GR1681	P131	GR2080	P150		
GR1045	P142	GR1693	P2	GR2081	P146		
GR1045	P142	GR1694	P2	GR2081	P147		
GR1067	P162	GR1695	P2	GR2082	P146		
GR1068	P162	GR1699	P2	GR2082	P147		
GR1069	P162	GR1700	P2	GR2083	P146		
GR1170	P162	GR1701	P2	GR2083	P147		
GR1171	P162	GR1704	P2	GR2095	P6		
GR1211	P2	GR1740	P142	GR2096	P6		
GR1211	P3	GR1750	P148	GR2097	P6		
GR1211	P4	GR1750	P150	GR2099	P6		
GR1211	P5	GR1756	P148	GR2101	P6		
GR1212	P2	GR1756	P150	GR2102	P6		
GR1212	P3	GR1762	P157	GR2103	P3		
GR1212	P4	GR1762	P158	GR2104	P3		
GR1215	P2	GR1762	P160	GR2229	P139		
GR1215	P5	GR1788	P2				
GR1217	P2	GR1789	P2				
GR1217	P5	GR1791	P2				
GR1220	P2	GR1792	P2				
GR1220	P5	GR1793	P2				
GR1221	P2	GR1794	P2				
GR1221	P5	GR1870	P172				
GR1222	P2	GR1871	P172				
GR1246	P2	GR1872	P5				
GR1287	P25	GR1930	P138				
GR1401	P142	GR2027	P131				
GR1401	P143	GR2029	P131				
GR1430	P2	GR2030	P131				
GR1431	P157	GR2031	P131				
GR1431	P158	GR2032	P131				
GR1431	P159	GR2033	P131				
GR1431	P162	GR2034	P131				
GR1491	P162	GR2035	P131				
GR1492	P162	GR2036	P131				
GR1517	P142	GR2037	P131				
GR1517	P145	GR2038	P131				
GR1598	P144	GR2039	P131				

This page left blank intentionally.