

MODEL 4900 FRONT FOLDING PLANTER PARTS MANUAL

M0247-02

Rev. 6/16

This manual applies to: Model: 4900 Front Folding Planters
2013 Production and on

Record the model number and serial number of your planter along with date purchased:

Serial Number _____

Date Purchased _____

Information in this manual was current at time of printing. However, due to Kinze's ongoing product improvement, production changes may cause your machine to appear slightly different in detail. Kinze Manufacturing, Inc. reserves the right to change specifications or design without notice and without incurring obligation to install the same on machines previously manufactured.

Right hand (R.H.) and left hand (L.H.), as used throughout this manual, are determined by facing in the direction the machine will travel when in use, unless otherwise stated.

ROW UNIT

Shank Assembly, Seed Tube, and Depth Adjustment P1

Parallel Arms, Mounting Support Plate, and
Quick Adjustable Down Forces Springs Option. P3

Hopper Support and Position Switch P5

Pneumatic Down Pressure Row Unit Assembly P7

Ground Contact Drive Clutch P9

15" Seed Opener Disc Blade/Bearing
Assembly, and Scrapers P11

Gauge Wheels P13

Covering Discs/Single Press Wheel. P15

Vacuum Seed Meter P17

Finger Pickup Seed Meter P19

Brush-Type Seed Meter P21

Seed Hopper P23

Bulk Fill Mini-Hopper P24

"V" Closing Wheels P25

Row Unit Mounted No Till Coulter P27

Coulter Mounted Residue Wheels P29

Row Unit Mounted Double Residue Wheels P31

Row Unit Mounted Single Residue Wheels P33

Granular Chemical Rear Banding Options
(Electrical Drive) P35

Granular Chemical Rear Banding Options
(Ground Contact Drive) P37

Granular Chemical Hopper P39

Granular Chemical Meter Drive Assembly
(Electric Drive). P41

Granular Chemical Meter Drive Assembly
(Ground Contact Drive) P43

VACUUM SYSTEM

Vacuum Fan and Manifold P45

Vacuum Fan Assembly P47

Distribution Hoses, 12 Row P49

Distribution Hoses, 16 Row P50

Distribution Hoses, 24 Row P51

PTO Reservoir Assembly. P53

BULK FILL SYSTEM

Bulk Fill System P55

Bulk Fill Fan Assembly P57

Tank and Entrainer Mounts P59

Bulk Fill Tank Assembly P61

Bulk Fill Distribution Hoses P63

Entrainer Assembly P67

Bulk Fill Scale Package P69

Bulk Fill Catwalk P71

Bulk Fill Pressure Gauge P73

BASE MACHINE

Drawbar Hitch P75

Drawbar Hitch Assembly, 12 Row and 16 Row P77

Drawbar Hitch Assembly, 24 Row P79

2-Point Hitch P81

Draft Links and Wings, 12 Row and 16 Row P83

Draft Links and Wings, 24 Row P85

Hitch and H-Frame Assembly, 12 and 16 Row P87

Hitch and H-Frame Assembly, 24 Row P89

Hitch. P91

H-Frame Sub-Assembly, 12 and 16 Row P93

H-Frame Sub-Assembly, 24 Row P95

Wing Assembly, 12 Row and 16 Row P97

Wing Assembly, 24 Row P99

Non-Flip Axle, 24 Row (2013-2015 Production) P101

Row Unit Drill Shafts (Ground Contact Drive),
12 Row and 16 Row P103

L.H. Row Unit Drill Shafts (Ground Contact Drive),
12 Row and 16 Row P105

R.H. Row Unit Drill Shafts (Ground Contact Drive),
12 Row and 16 Row P107

Row Unit Drill Shafts (Ground Contact Drive),
24 Row P110

L.H. Side Row Unit Drill Shafts (Ground Contact Drive),
24 Row P111

R.H. Side Row Unit Drill Shafts (Ground Contact Drive),
24 Row P113

Transmission P115

Ground Drive Wheel Module P117

Contact Tire Assembly P119

Chain Tensioner P120

Double Idler Assembly P121

Point Row Clutch P123

Hydraulic Drive Assembly P125

Pneumatic Down Pressure Option. P127

Electric Compressor P131

Air Tank Assembly P133

Air Valve Assembly, Advanced ISOBUS P135

Air Valve Assembly, ISOBUS P136

Hose Supports (2013-2015 Production) P137

Hose Protectors P141

Bulk Fill/Vacuum Hose Tray P141

Row Marker Assembly, 12 Row P142

Row Marker Assembly, 16 Row P145

Row Marker Assembly, 24 Row P148

Second Stage Marker, 24 Row P151

Row Marker Spindle/Hub/Blade P153

H-Frame Tire and Hub Assembly, 12 Row P155

| | |
|--|------|
| H-Frame Wheel and Hub Assembly, 16 Row and 24 Row Wing Wheel and Hub Assembly, 24 Row | P156 |
| Wing Wheel and Hub Assembly, 12 Row and 16 Row | P157 |
| Mud Scraper Assembly | P158 |

HYDRAULICS

| | |
|---|------|
| Hydraulic Schematic, 12 Row | P159 |
| Hydraulic Schematic, 16 Row | P163 |
| Hydraulic Schematic, 24 Row | P167 |
| Vacuum and Bulk Fill Hydraulic Schematic, 12 Row and 16 Row | P171 |
| Vacuum and Bulk Fill Hydraulic Schematic, 24 Row | P173 |
| Hydraulic Drive Hydraulic Schematic | P175 |
| Non-Flip Axle Hydraulic Schematic | P177 |
| Flip Axle Hydraulic Schematic | P178 |
| Row Marker Cylinder, 12 Row | P179 |
| Row Marker Cylinder, 16 Row and 24 Row | P180 |
| Drawbar Hitch Cylinder, 12 Row and 16 Row | P181 |
| Drawbar Hitch Cylinder, 24 Row | P183 |
| Fold Cylinder, 12 Row and 16 Row | P185 |
| Fold Cylinder, 24 Row | P187 |
| Wing Cylinder, 12 Row | P189 |
| Wing Cylinder, 16 Row | P191 |
| Wing Cylinder, 24 Row (Non-Flip Axle) | P193 |
| Wing Cylinder, 24 Row (Flip Axle) | P195 |
| Master Cylinder (Center), 12 Row | P197 |
| Master Cylinder (Center), 16 Row | P199 |
| Master Cylinder (Center), 24 Row (Non-Flip Axle) | P201 |
| Master Cylinder (Center), 24 Row (Flip Axle) | P203 |
| Master Cylinder (Center), 24 Row (Flip Axle) | P204 |
| Wing Down Pressure Cylinder | P205 |
| Hydraulic Valve Block on Front Hitch | P206 |
| Hydraulic Valve Block on H-Frame | P207 |
| Lift Valve Block (Located on Bottom of Valve Block on Wing) | P208 |
| Hydraulic Valve Block on R.H. Wing | P209 |
| Hydraulic Valve Block on L.H. Wing | P210 |
| Hydraulic Valve Block on Vacuum Fan Reservoir | P211 |
| Bulk Fill Hydraulic Components (Style A) | P212 |
| Bulk Fill Hydraulic Components (Style B) | P213 |
| Bulk Fill Hydraulic Block (Style A) | P214 |
| Bulk Fill Hydraulic Block (Style B) | P215 |
| Vacuum Fan Hydraulic Components (Style A) | P217 |
| Vacuum Fan Hydraulic Components (Style B) | P218 |
| Hydraulic Valve Block on Vacuum Motor, Advanced ISOBUS (Style A) | P219 |
| Hydraulic Valve Block on Vacuum Motor, Advanced ISOBUS (Style B) | P220 |

| | |
|---|------|
| Hydraulic Valve Block on Vacuum Motor, KPMIII/ISOBUS (Style B) | P221 |
| Hydraulic Valve Block on Flip Axle | P222 |
| Bleed Off Assembly | P223 |
| Axle Bleed Down Block | P224 |
| Pilot Bleed Down Block | P225 |
| Poppet Valve Block Assembly | P226 |
| Hydraulic Valve Block Mounting Brackets | P227 |
| Hydraulic Hose Tray | P229 |
| Power Pack Mounting Components | P230 |
| 24 Volt Battery Box | P231 |
| 24 Volt Power Pack | P233 |
| Power Pack Hydraulic Motor | P235 |
| Drawbar Hitch Valve Block | P236 |
| PTO Hydraulic Package | P237 |
| Vacuum PTO Pump | P239 |
| Interlock Valve | P240 |
| Hydraulic Fertilizer Pump | P241 |
| Hydraulic Fertilizer Block | P243 |
| Junction Block On Wings (2013 Production Only) All Row Sizes | P244 |
| Junction Block On Wings (2014 Production and On) 16 Row and 24 Row | P245 |
| Hydraulic Drive Valve Block | P247 |

ELECTRICAL

| | |
|--|------|
| Base Machine Electrical Schematic (Electric Drive) | P249 |
| Base Machine Electrical Schematic (KPMIII - Ground Contact Drive) | P251 |
| Base Machine Electrical Schematic (ISOBUS - Ground Contact Drive) | P253 |
| Advanced ISOBUS Schematic | P255 |
| Row Unit Electrical Schematic (Electric Drive) | P256 |
| Base Machine with Options Electrical Schematic (Electric Drive) | P257 |
| Base Machine with Options Electrical Schematic (Electric Drive) | P258 |
| Power/Battery Pack | P259 |
| KPM III Electronic Seed Monitor | P261 |
| Planter Monitor Module (PMM) | P263 |
| Fertilizer Electrical Schematic | P264 |
| Down Force and Temperature Sensor Electrical Schematic | P265 |
| Light/Reflective Decal Brackets | P266 |
| Auxiliary Work Lights | P267 |
| Technology Components | P269 |
| Miscellaneous Electrical Components | P271 |
| Viper 4 Electronics Package | P274 |
| Control Box (Advanced ISOBUS) | P275 |

| | |
|--|------|
| Control Box (ISOBUS) | P277 |
| Bulk Fill Sensor and Vacuum Sensor (KPM III/ISOBUS) | P279 |

FERTILIZER

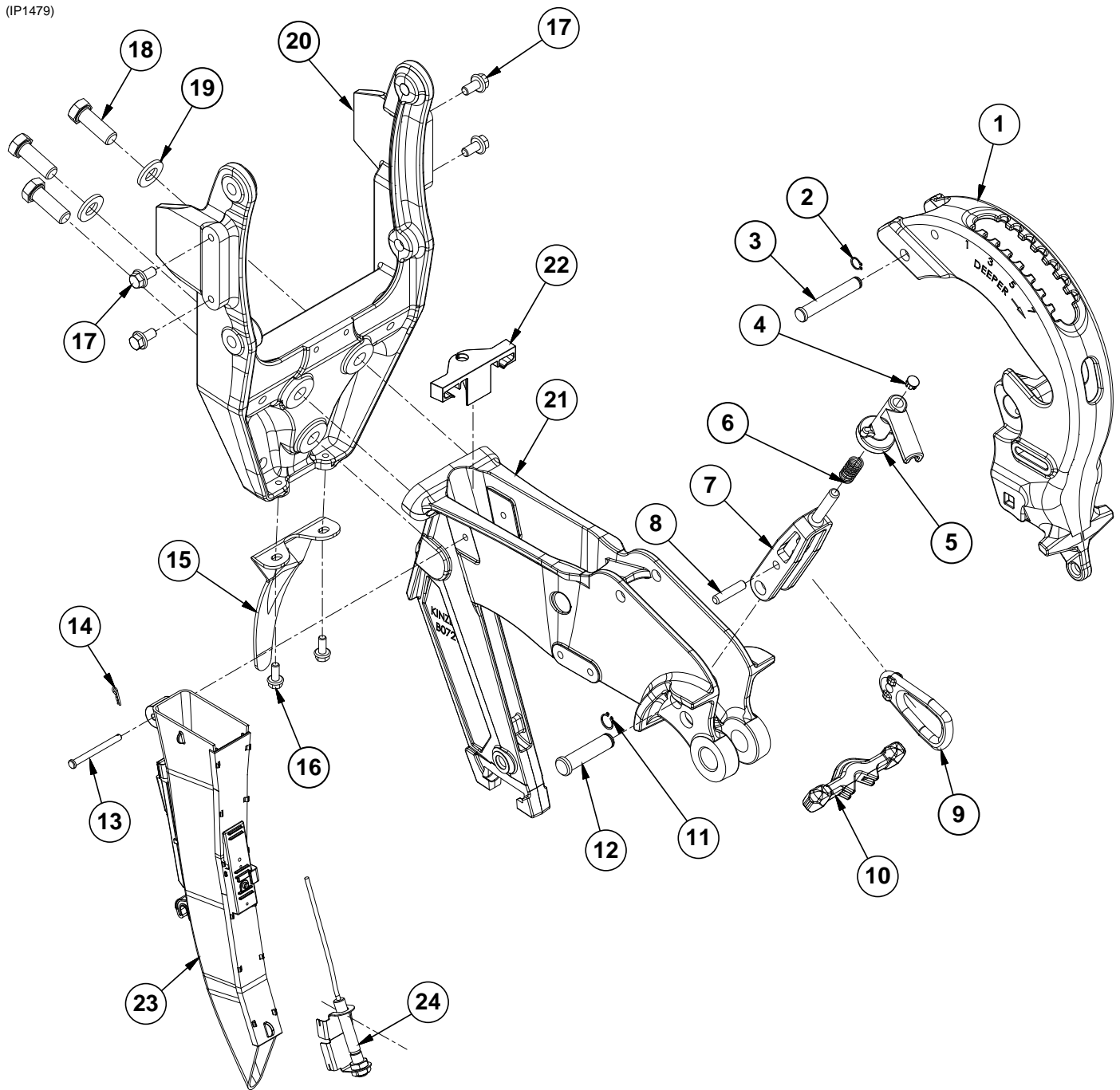
| | |
|--|------|
| Center Ground Drive Assembly | P306 |
| Centrifugal Pump | P307 |
| Centrifugal Pump Manifold With Bulk Fill, 12 Row | P309 |
| Centrifugal Pump Manifold With Bulk Fill, 16 Row | P311 |
| Centrifugal Pump Manifold With Bulk Fill, 24 Row | P313 |
| Centrifugal Pump Manifold Without Bulk Fill, 12 Row | P317 |
| Centrifugal Pump Manifold Without Bulk Fill, 16 Row | P319 |
| Centrifugal Pump Manifold Without Bulk Fill, 24 Row | P323 |
| Fertilizer Flow Meter (With Bulk Fill) | P325 |
| Fertilizer Flow Meter (Without Bulk Fill) | P326 |
| Fertilizer Flow Switch Package | P341 |
| Fertilizer Manifold Parts | P327 |
| Fertilizer Shut Off | P340 |
| Liquid Fertilizer Piston Pump Flow Divider | P331 |
| Liquid Fertilizer Piston Pump (Uses 18 Tooth Sprocket) | P329 |
| Liquid Fertilizer Tank Hoses and Fittings, 12 Row with Bulk Fill | P281 |
| Liquid Fertilizer Tank Hoses and Fittings, 12 Row without Bulk Fill | P287 |
| Liquid Fertilizer Tank Hoses and Fittings, 16 and 24 Row without Bulk Fill | P289 |
| Liquid Fertilizer Tank Hoses and Fittings, 16 Row and 24 Row with Bulk Fill | P284 |
| Notched Single Disc Fertilizer Opener | P333 |
| Notched Single Disc Fertilizer Opener Mounting Hardware | P337 |
| Piston Pump with Flow Dividers, 12 Row and 16 Row | P292 |
| Piston Pump with Flow Dividers, 24 Row | P295 |
| Piston Pump with Manifolds, 12 Row and 16 Row | P299 |
| Piston Pump with Manifolds, 24 Row | P302 |
| Rear Trailer Hitch | P342 |

| | |
|--------------------------------|-------------|
| MISCELLANEOUS | P343 |
|--------------------------------|-------------|

| | |
|----------------------------------|-------------|
| NUMERICAL INDEX | P353 |
|----------------------------------|-------------|

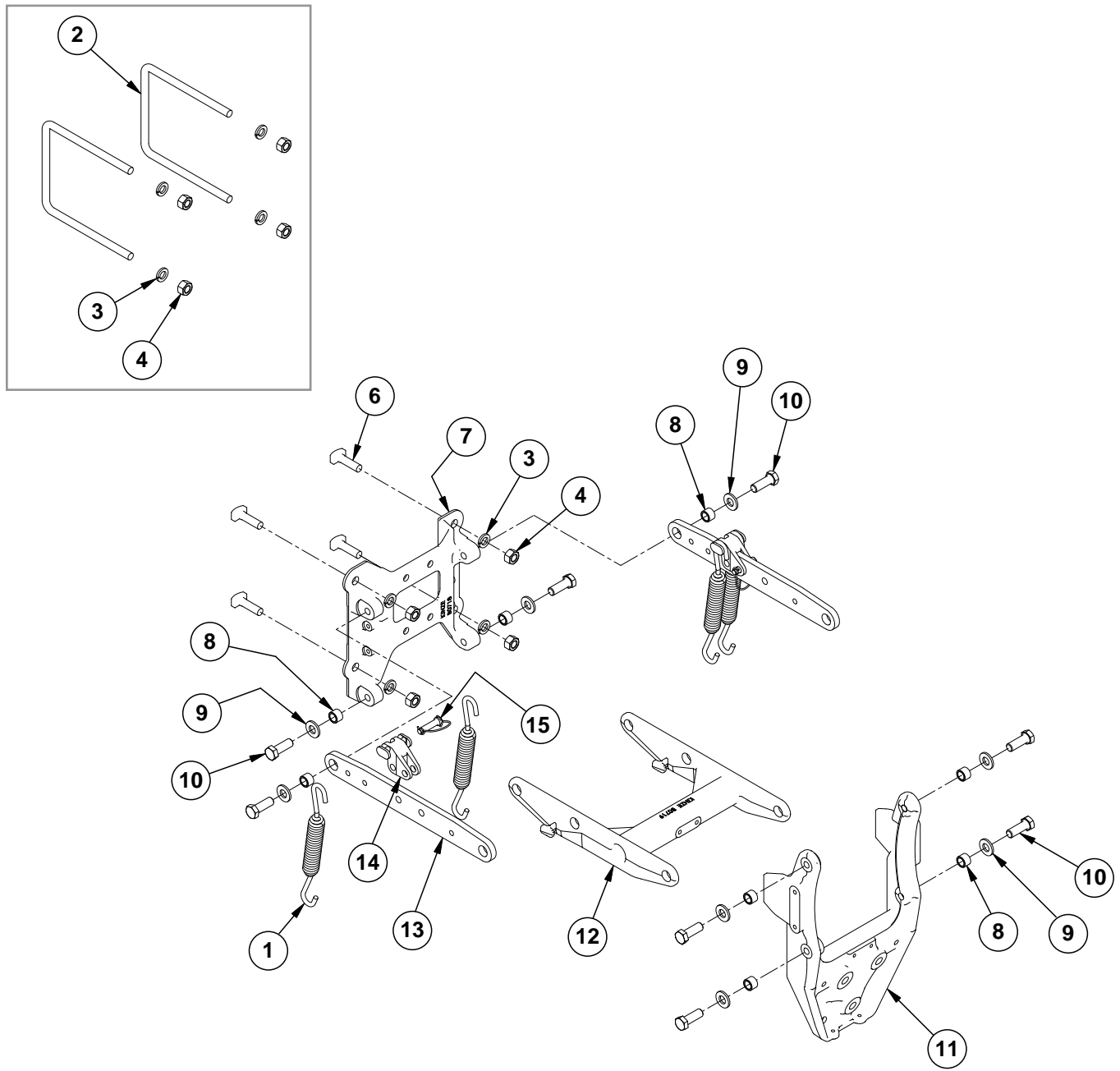
This page left blank intentionally.

(IP1479)



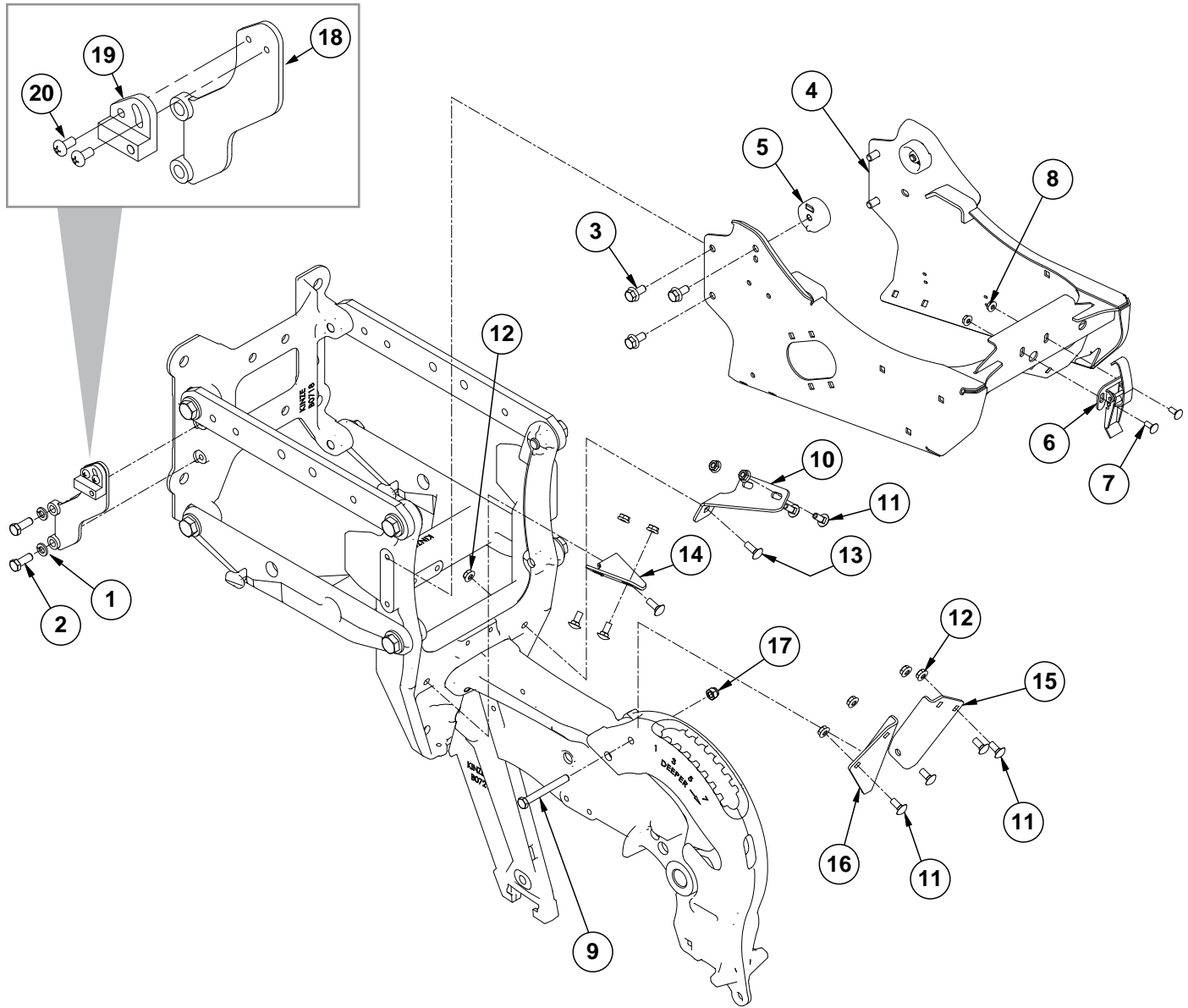
| ITEM | PART NO. | QTY. (Per Row) | DESCRIPTION |
|------|----------|-------------------|--|
| 1 | GD25073 | 1 | Rear Shank |
| 2 | G11428 | 2 | Retaining Ring, 1/2" |
| 3 | GD26971 | 1 | Pin, 1/2" x 3/4" |
| 4 | GD3612 | 1 | Cap Plug |
| 5 | GB0266 | 1 | Handle, Depth Adjustment |
| 6 | GD10993 | 1 | Spring |
| 7 | GB0267 | 1 | Lever, Depth Adjustment |
| 8 | GD13361 | 1 | Pin, 3/8" x 1 2/3" |
| 9 | GB0285 | 1 | Collar, Depth Adjustment |
| 10 | GB0265 | 1 | Pivot Link, Depth Adjustment |
| 11 | G10567 | 1 | External Retaining Ring, 5/8" |
| 12 | GD26970 | 1 | Pin, 5/8" x 2 1/2" |
| 13 | G11465 | 1 | Pin, 1/4" x 2 3/4" |
| 14 | G10669 | 1 | Hair Pin Clip, No. 22 |
| 15 | GD28390 | 1 | Shield |
| 16 | G11539 | 2 | Hex Socket Flange Cap Screw, 5/16"-18 x 3/4" |
| 17 | G11123 | 10 | Hex Serrated Flange Cap Screw, 3/8"-16 x 3/4" |
| 18 | G10005 | 3 | Hex Head Cap Screw, 5/8"-11 x 1 3/4" |
| 19 | G11391 | 11 | Flat Washer, 5/8" SAE |
| 20 | GD25071 | 1 | Shank Yoke |
| 21 | GD25072 | 1 | Center Shank |
| 22 | GB0918 | 1 | Cable Retainer |
| 23 | GA21517 | 1 | Seed Tube W/Sensor, Advanced ISOBUS (Electric Drive) |
| | GA20915 | - | Seed Tube W/Sensor, ISOBUS (Electric Drive) |
| | GA21515 | - | Seed Tube W/Sensor (Contact Drive) |
| | GA20902 | - | Seed Tube Only (Contact Drive) |
| | GA20901 | - | Seed Tube Only (Electric Drive) |
| 24 | GA18607 | 1 | Temperature Sensor Assembly |
| | GD26690 | - | Thermal Sensor Bracket |
| | GA18605 | - | Temperature Sensor |
| | GA19419 | - | Temperature Sensor Cable |

(IP1477)



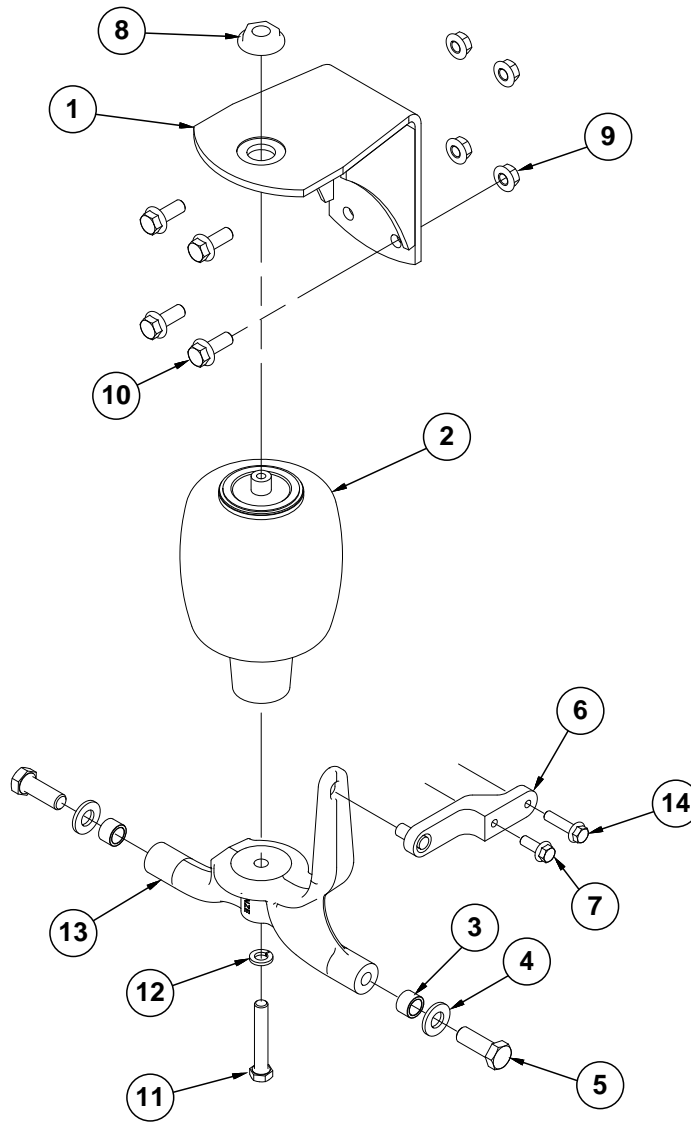
| ITEM | PART NO. | QTY. (Per Row) | DESCRIPTION |
|------|-------------------|-------------------|--|
| 1 | GD8249 GD21337 | 4 - | Standard Down Pressure Spring (Shown) Heavy Duty Down Pressure Spring |
| 2 | GD1114 | 2 | U-Bolt, 7" x 7" x 5/8"-11 |
| 3 | G10230 | 4-8 | Lock Washer, 5/8" |
| 4 | G10104 | 4-8 | Hex Nut, 5/8"-11 |
| 5 | G10007 | 4 | Hex Head Cap Screw, 5/8"-11 x 1 1/2" |
| 6 | GA17660 | 4 | T-Bolt, 5/8"-11 x 1 1/2" |
| 7 | GD25068 | 1 | Row Unit Support |
| 8 | GB0218 | 8 | Bushing, 2 1/32" I.D. x 7/8" O.D. x 1 9/32" Long |
| 9 | G11391 | 8 | Flat Washer, 5/8" SAE |
| 10 | GD28420 | 8 | Hex Head Cap Screw, 5/8"-11 x 1 3/4", Grade 5 |
| 11 | --- | - | See "Shank Assembly, Seed Tube, and Depth Adjustment" on page P1 |
| 12 | GD25069 | 1 | Lower Parallel Arm |
| 13 | GD25070 | 2 | Upper Parallel Arm |
| 14 | GB0186 | 2 | Spring Anchor |
| 15 | GD14217 | 2 | Tab Lock Pin, 7/16" x 1 1/2" |

(IP1480)



| ITEM | PART NO. | QTY. (Per Row) | DESCRIPTION |
|------|----------|-------------------|---|
| 1 | G10229 | 2 | Lock Washer, 3/8" |
| 2 | G10001 | 2 | Hex Head Cap Screw, 3/8"-16 x 1" |
| 3 | G11123 | 10 | Hex Serrated Flange Cap Screw, 3/8"-16 x 3/4" |
| 4 | GA20685 | 1 | Hopper Support |
| 5 | GD26972 | 2 | Hopper Mount |
| 6 | GA2007 | 1 | Hopper Hold Down Latch |
| 7 | G10309 | 2 | Carriage Bolt, 1/4"-20 x 5/8", Grade 5 |
| 8 | G10621 | 2 | Serrated Flange Nut, 1/4"-20 |
| 9 | G10809 | 1 | Hex Head Cap Screw, 3/8"-16 x 3/4" |
| 10 | GD25380 | 1 | R.H. Front Mounting Bracket |
| 11 | G10312 | 8 | Carriage Bolt, 5/16"-18 x 3/4" |
| 12 | G10620 | 10 | Serrated Flange Nut, 5/16"-18 |
| 13 | G10302 | 2 | Carriage Bolt, 5/16"-18 x 7/8" |
| 14 | GD25379 | 1 | L.H. Front Mounting Bracket |
| 15 | GD25384 | 1 | R.H. Mounting Bracket |
| 16 | GD25383 | 1 | L.H. Mounting Bracket |
| 17 | G10108 | 1 | Lock Nut, 3/8"-16 |
| 18 | GA18351 | 1 | Position Switch Mount, Electric Drive |
| | GA20653 | - | Position Switch Mount, Ground Contact Drive |
| 19 | GA18353 | 1 | Position Switch Magnetic Reed |
| 20 | G11345 | 2 | Phillips Pan Head Machine Screw, 1/4" x 1/2", Grade 2 |

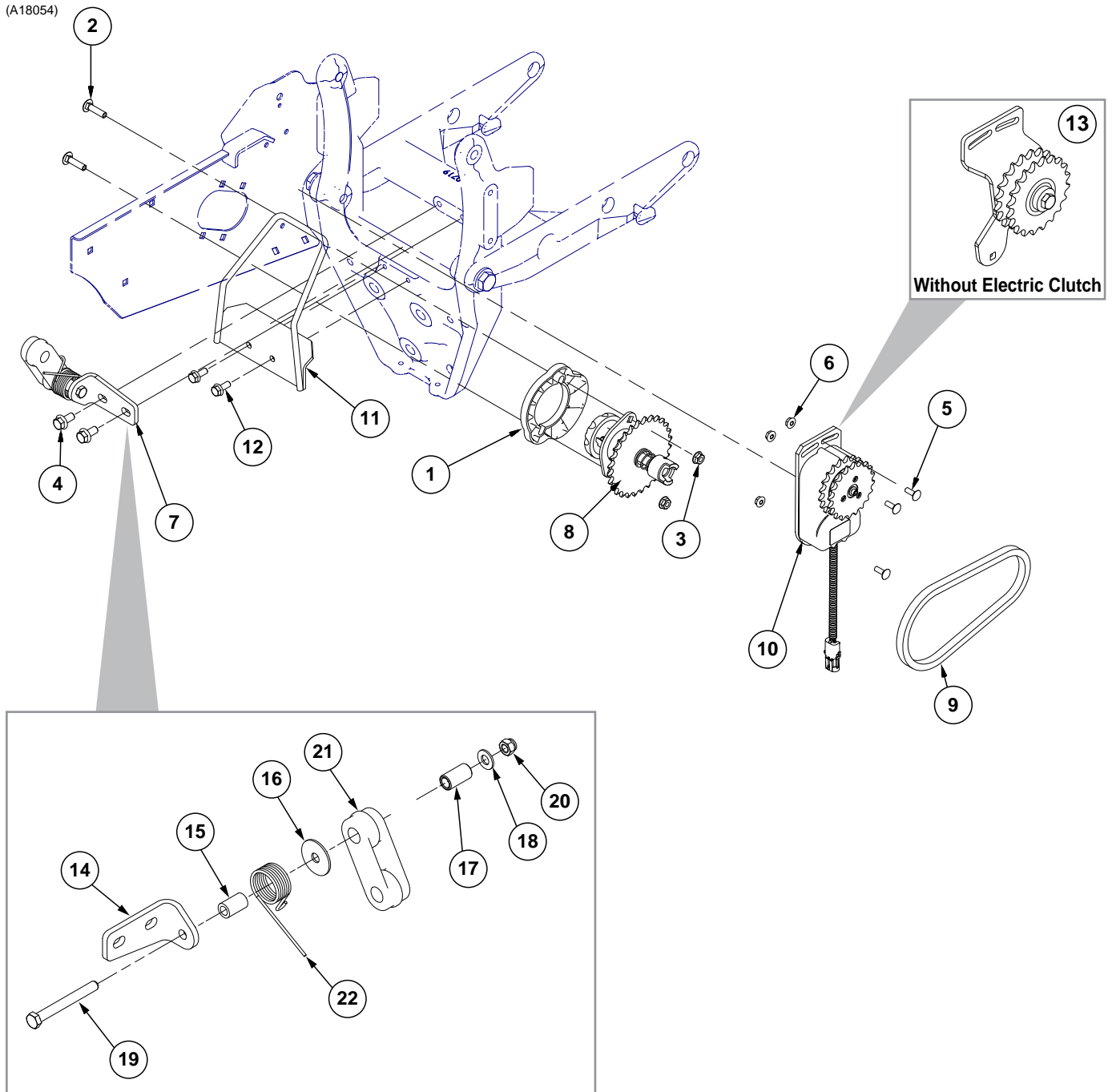
(A17631)



| ITEM | PART NO. | QTY. (Per Row) | DESCRIPTION |
|------|----------|-------------------|--|
| 1 | GA17580 | 1 | Pneumatic Down Pressure Mount |
| 2 | GA11982 | 1 | Air Spring Assembly |
| | G10037 | | Hex Head Cap Screw, 1/2"-13 X 1 1/4" |
| | G10228 | | Lock Washer, 1/2" |
| 3 | GB0218 | 2 | Bushing, 2 1/32" I.D. x 7/8" O.D. x 1 9/32" Long |
| 4 | G11391 | 2 | Flat Washer, 5/8" SAE |
| 5 | G10005 | 2 | Hex Head Cap Screw, 5/8"-11 x 1 1/4" |
| 6 | GD26974 | 1 | Stabilizer Arm |
| 7 | G11124 | 1 | Hex Serrated Flange Cap Screw, 3/8"-16 x 1" |
| 8 | GB0397 | 1 | Shoulder Nut, 3/4"-16 |
| 9 | G10071 | 4 | Serrated Flange Nut, 1 1/2"-13 |
| 10 | G11271 | 4 | Hex Socket Flange Cap Screw, 1/2"-13 x 1 1/4" |
| 11 | G10038 | 1 | Hex Head Cap Screw, 1/2"-13 x 3" |
| 12 | G10228 | 1 | Lock Washer, 1/2" |
| 13 | GD25309 | 1 | Air Bag Saddle |
| 14 | G11408 | 1 | Hex Serrated Flange Cap Screw, 3/8"-16 x 1 1/2" |

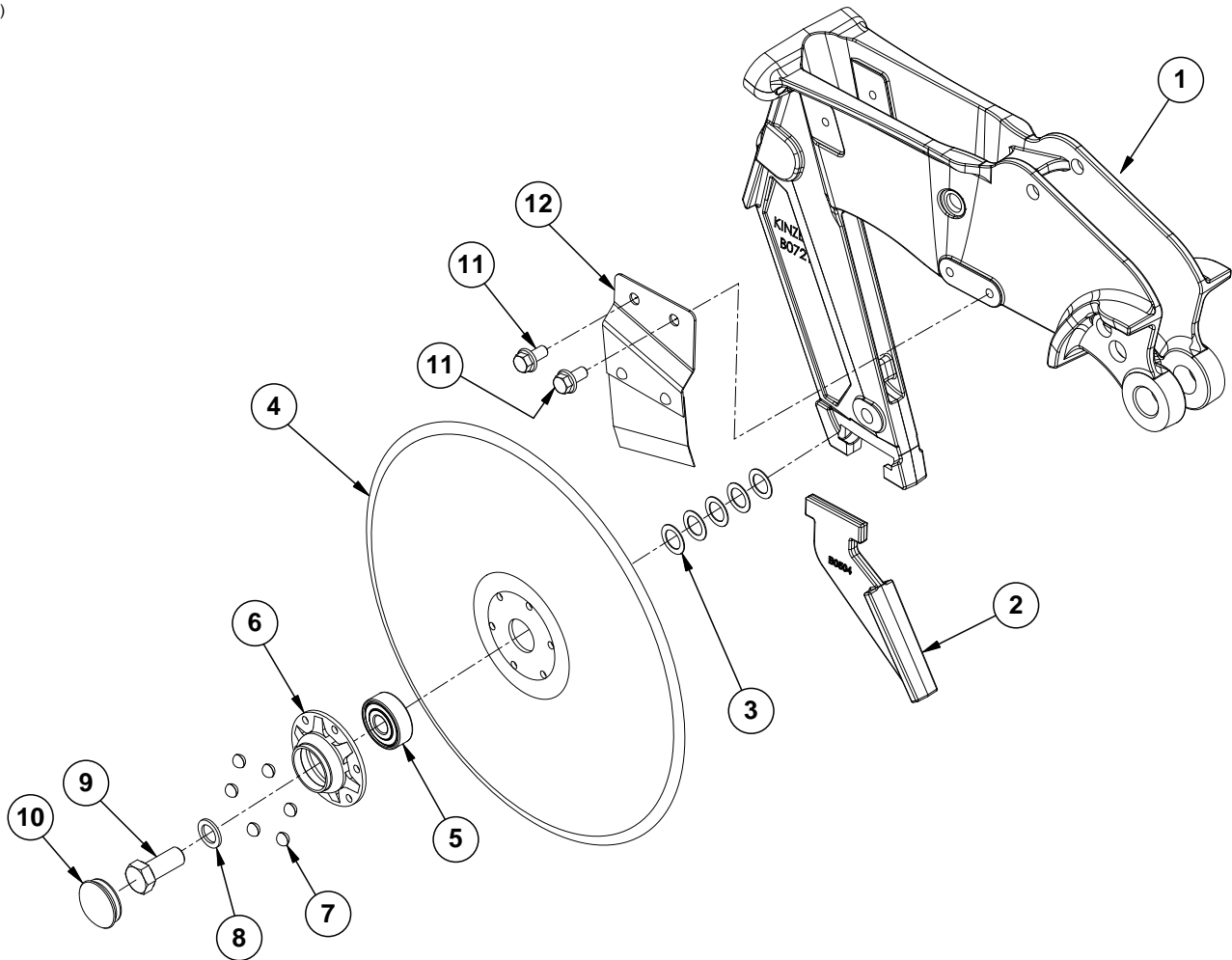
This page left blank intentionally.

(A18054)



| ITEM | PART NO. | QTY. (Per Row) | DESCRIPTION |
|------|----------------------|-------------------|--|
| 1 | GB0331 | 1 | Clutch Adapter Plate |
| 2 | G10338 | 2 | Carriage Bolt, 5/16"-18 x 1 1/4" |
| 3 | G10620 | 2 | Serrated Flange Nut, 5/16"-18 |
| 4 | G11123 | 2 | Hex Serrated Flange Cap Screw, 3/8"-16 x 3/4" |
| 5 | G10310 | 3 | Carriage Bolt, 1/4"-20 x 3/4", Grade 2 |
| 6 | G10621 | 3 | Serrated Flange Nut, 1/4"-20 |
| 7 | GA17634 | 1 | Chain Tightener |
| 8 | GA20640 GA10151 | 1 | Seed Meter Clutch Assembly, 11/28 Tooth, Vacuum Seed Meter Clutch Assembly, 11/19 Tooth, Mechanical |
| 9 | G3303-45 G3303-35 | 1 | Chain, No. 41 Roller Chain, 45 Pitches, Vacuum Chain, No. 41 Roller Chain, 35 Pitches, Mechanical |
| 10 | GA16374 | 1 | Electric Clutch |
| 11 | GA20566 | 1 | Hose Bracket, Vacuum Only |
| 12 | G11539 | 2 | Hex Socket Flange Cap Screw, 5/16"-18 x 3/4", Vacuum Only |
| 13 | GA18004 | 1 | Row Unit Idler W/Out Electric Clutch |
| 14 | GD25666 | 1 | Chain Tightener Bracket |
| 15 | GD7318 | 1 | Sleeve, 1" Long |
| 16 | G10201 | 1 | Special Washer, 3/8" x 1 1/2" O.D. |
| 17 | GD1026 | 1 | Sleeve, 1 3/16" |
| 18 | G11387 | 1 | Flat Washer, 3/8" SAE |
| 19 | G10809 | 1 | Hex Head Cap Screw, 3/8"-16 x 3 1/4" |
| 20 | G10108 | 1 | Lock Nut, 3/8"-16 |
| 21 | GD11962 | 1 | Idler |
| 22 | GD1065 | 1 | Idler Spring |

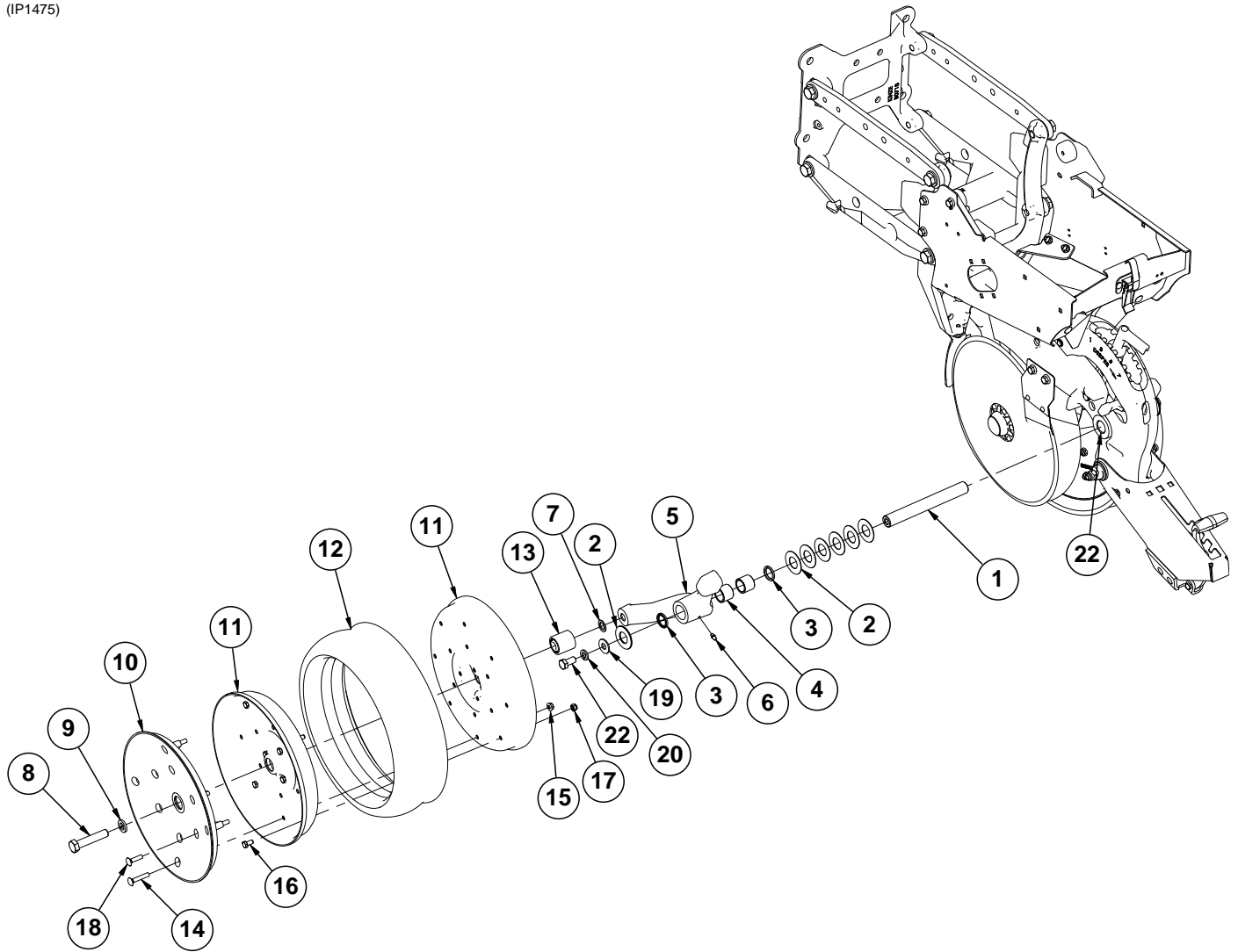
(IP1476)



| ITEM | PART NO. | QTY. (Per Row) | DESCRIPTION |
|------|----------|-------------------|--|
| 1 | GD25072 | 1 | Center Shank |
| 2 | GB0504 | 1 | Scraper |
| 3 | GD30725 | 10 | Machine Bushing, 5/8" (.030" Thick) (As Required) |
| 4 | GD11306 | 2 | Disc Blade, 3.5 mm x 15" |
| 5 | GA2014 | 2 | Bearing |
| 6 | GD10473 | 2 | Bearing Housing |
| 7 | G10427 | 12 | Rivet, 1/4" x 1/2" |
| 8 | G10204 | 2 | Special Machine Bushing, 5/8" x 1" O.D. |
| 9 | GD11017 | 1 | Special Hex Head Cap Screw, 5/8"-11 x 1 1/2", L.H. Threads (L.H. Side) |
| | G10007 | 1 | Hex Head Cap Screw, 5/8"-11 x 1 1/2" (R.H. Side) |
| 10 | GD11845 | 2 | Dust Cap |
| 11 | G11123 | 2 | Hex Serrated Flange Cap Screw, 3/8"-16 x 3/4" |
| 12 | GA15450 | 1 | R.H. Disc Scraper |
| | GA15451 | | L.H. Disc Scraper |
| A | GA8324 | - | Disc Blade/Bearing Assembly, Less Dust Cap (Items 4-7) |

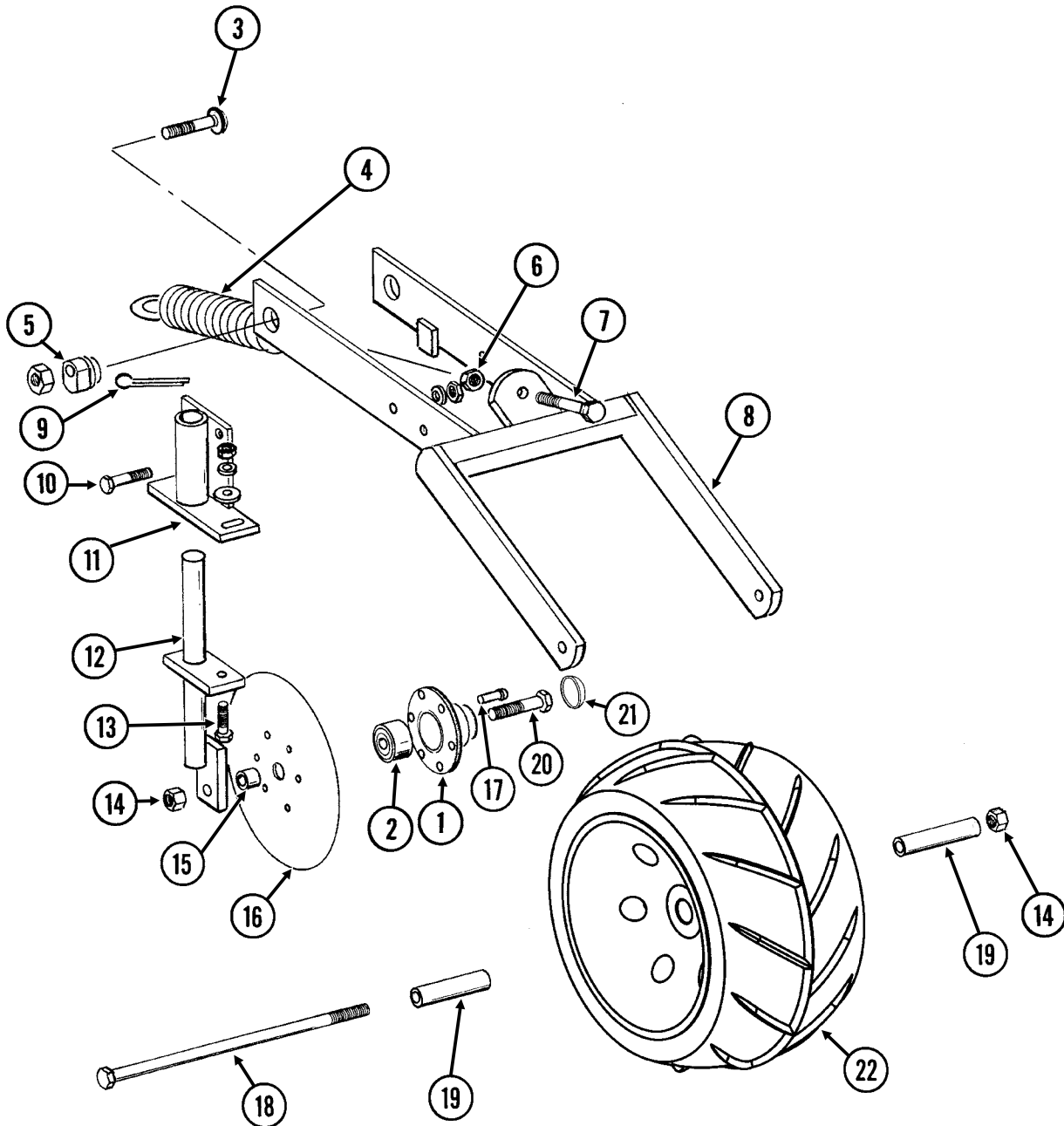
This page left blank intentionally.

(IP1475)



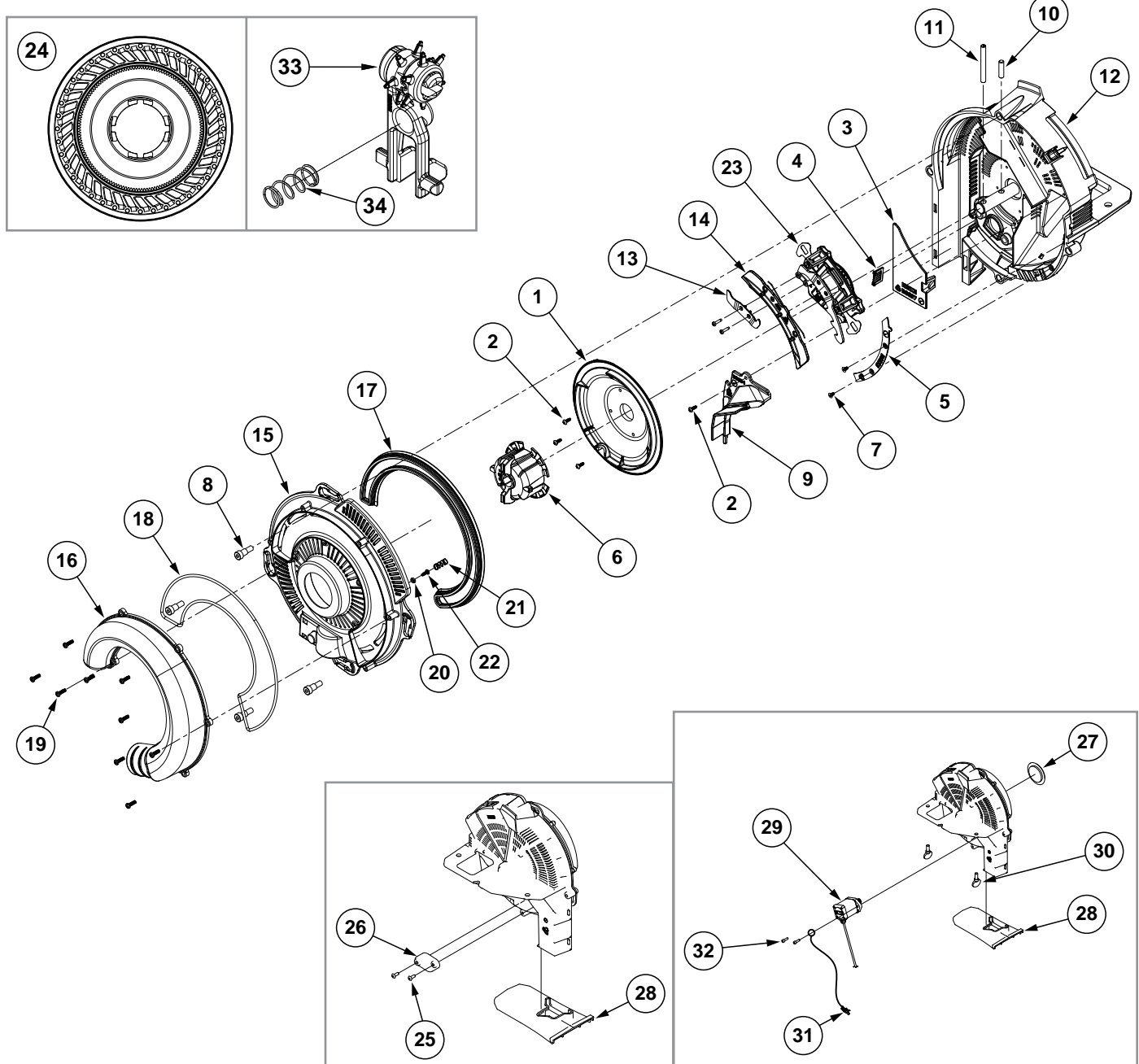
| ITEM | PART NO. | QTY. (Per Row) | DESCRIPTION |
|------|----------|-------------------|---|
| 1 | GD11001 | 1 | Spindle |
| 2 | G10940 | 16 | Machine Bushing, 1" (.048" Thick) |
| 3 | GD10991 | 4 | Seal |
| 4 | GB0276 | 4 | Bushing, 1" I.D. x 1¼" O.D. x 1" Long |
| 5 | GA7975 | 1 | Wheel Arm W/Grease Fitting, Bushings And Seals, L.H. (Includes Items 4 and 6) (Shown) |
| | GA7976 | 1 | Wheel Arm W/Grease Fitting, Bushings And Seals, R.H. (Includes Items 4 and 6) |
| 6 | G10640 | 2 | Grease Fitting, ¼"-28 |
| 7 | G10204 | 2 | Special Machine Bushing, ⅝" x 1" O.D. |
| 8 | G10010 | 2 | Hex Head Cap Screw, ⅝"-11 x 3" |
| 9 | G10230 | 2 | Lock Washer, ⅝" |
| 10 | GB0655 | 2 | Gauge Wheel Cover |
| 11 | GD31466 | 4 | Half Wheel (Black) |
| 12 | GD1086 | 2 | Tire |
| 13 | GA6171 | 2 | Bearing |
| 14 | G10924 | 8 | Carriage Bolt, ⅝"-18 x 1¾" |
| 15 | G10620 | 20 | Serrated Flange Nut, ⅝"-18 |
| 16 | G10018 | 14 | Hex Head Cap Screw, ⅝"-18 x ⅝" |
| 17 | G10109 | 14 | Lock Nut, ⅝"-18, Grade 8 |
| 18 | G10338 | 12 | Carriage Bolt, ⅝"-18 x 1¼" |
| 19 | G10216 | 2 | Washer, ½" USS |
| 20 | G10228 | 2 | Lock Washer, ½" |
| 21 | --- | - | --- |
| 22 | G10037 | 3 | Hex Head Cap Screw, ½"-13 x 1¼" |
| A | GA16333 | - | Gauge Wheel Complete (Items 10-18) |

RUA054/RUB026(RU94d)



| ITEM | PART NO. | QTY. (Per Row) | DESCRIPTION |
|------|-----------|-------------------|--|
| 1 | GD10473 | 2 | Bearing Housing |
| 2 | GA2014 | 2 | Bearing |
| 3 | G10801 | 2 | Carriage Bolt, 1/2"-13 x 2 1/4" |
| | G10102 | 2 | Hex Nut, 1/2"-13 |
| 4 | GA2054 | 1 | Spring |
| 5 | GB0239 | 2 | Eccentric Bushing |
| 6 | G10102 | 1 | Hex Nut, 1/2"-13 |
| 7 | G10015 | 1 | Adjusting Bolt, 1/2"-13 x 5" |
| 8 | GA6619 | 1 | Mounting Arm |
| 9 | G10463 | 2 | Cotter Pin, 1/4" x 1 1/2" |
| 10 | G10171 | 4 | Hex Head Cap Screw, 5/16"-18 x 1 1/4" |
| | G10232 | 4 | Lock Washer, 5/16" |
| | G10106 | 4 | Hex Nut, 5/16"-18 |
| 11 | GA6620 | 2 | Bracket |
| 12 | GA6618 | 2 | Mount |
| 13 | G10303 | 2 | Carriage Bolt, 5/16"-18 x 1" |
| | G11386 | 2 | Flat Washer, 5/16" SAE |
| | G10232 | 2 | Lock Washer, 5/16" |
| | G10106 | 2 | Hex Nut, 5/16"-18 |
| 14 | G10107 | 3 | Lock Nut, 5/8"-11 |
| 15 | GD1109 | 2 | Bushing, 4 1/64" I.D. x 7/8" O.D. x 1/4" Long |
| 16 | GD9290 | 2 | Disc Blade, 8" |
| 17 | G10427 | 12 | Rivet, 1/4" x 1/2" |
| 18 | G10152 | 1 | Hex Head Cap Screw, 5/8"-11 x 9" |
| 19 | GD3180-12 | 2 | Sleeve, 5/8" I.D. x 7/8" O.D. x 2 7/8" Long |
| 20 | G10006 | 2 | Hex Head Cap Screw, 5/8"-11 x 2 1/4" |
| 21 | GD11845 | 2 | Dust Cap |
| 22 | GA18773 | - | Single Press Wheel Complete W/Bearing |
| A | GA6801 | - | Covering Disc Blade Complete W/Bearing (Items 1-2 and 16-17) |

(IP1507)

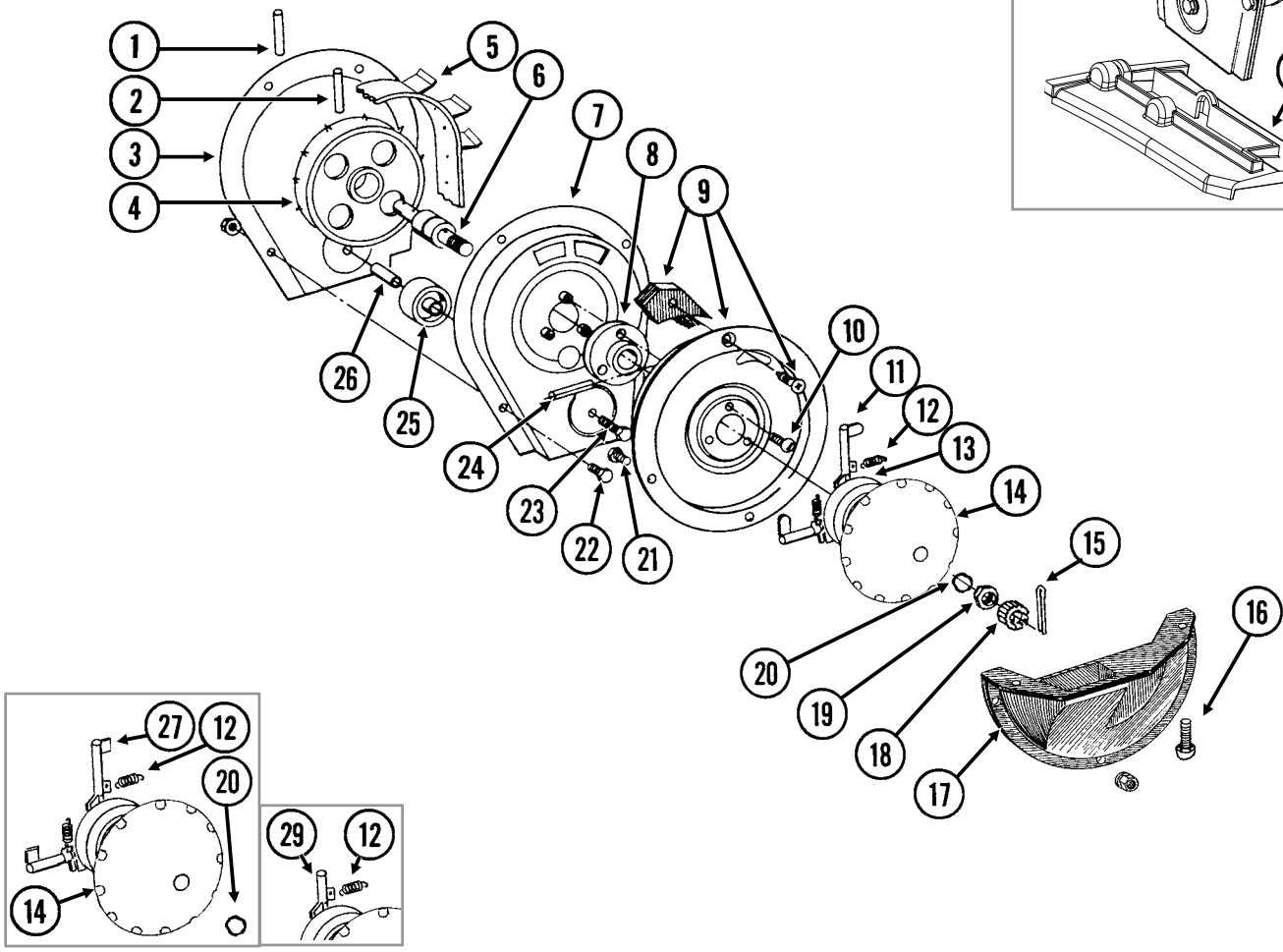
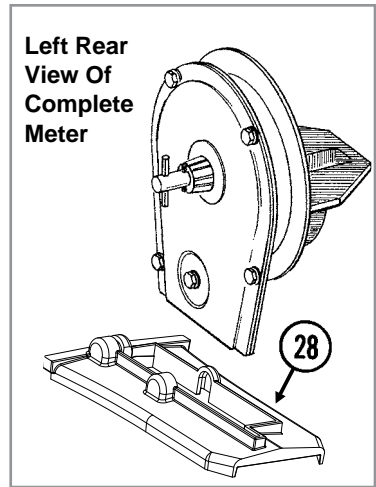


| ITEM | PART NO. | QTY. | DESCRIPTION |
|------|----------|------|---|
| 1 | GB0815 | 1 | Shield |
| 2 | G11619 | 4 | Phillips Pan Head Tapping Screw, No. 6-19 x 3/8" |
| 3 | GB0697 | 1 | Chute Cover |
| 4 | GB0780 | 1 | Brush |
| 5 | GB0823 | 1 | Baffle |
| 6 | GB0816 | 1 | Disc Hub |
| 7 | G11618 | 2 | Torx Flat Head Tapping Screw, No. 6-19 x 1/4" |
| 8 | G11172 | 4 | Hex Socket Head Shoulder Screw, 1/4"-20 x 3/8", Stainless Steel |
| 9 | GA20746 | 1 | Brush Assembly |

| ITEM | PART NO. | QTY. | DESCRIPTION |
|------|----------|------|--|
| 10 | G11448 | 1 | Pin, 1/4" x 1" |
| 11 | G10475 | 1 | Spring Pin, 1/4" x 2 1/4" |
| 12 | GA22213 | 1 | Meter Housing W/Bearing |
| 13 | GA20879 | 1 | Inner Blade Sub Assembly |
| | G11693 | 2 | Torx Flat Head Machine Screw, No. 4-40 x 1/2" |
| | GB0921 | 1 | Lower Blade |
| | GB0973 | 1 | Lower Control |
| 14 | GA20110 | 1 | Singulator Guide Sub Assembly |
| | GD28776 | 1 | Spring |
| | GB0902 | | Singulator Guide |
| | GB0910 | | Singulator Guide Mount |
| 15 | GB0920 | 1 | Cover |
| 16 | GB0818 | 1 | Vacuum Port, Pull Row Unit |
| 17 | GB0676 | 1 | Lip Seal |
| 18 | GD26593 | 1 | Gasket Housing |
| 19 | G11556 | 9 | Phillips Pan Head Tapping Screw, 6-19 x 1/2" |
| 20 | GB0907 | 1 | Retainer Spring |
| 21 | GD25147 | 1 | Compression Spring |
| 22 | G11619 | 1 | Phillips Pan Head Tapping Screw, No. 6-19 x 3/8" |
| 23 | GA20878 | 1 | Singulator Assembly (Includes Items 13 and 14) |
| 24 | *G9040X | 1 | Seed Disc, Corn, 40 Cell, Light Blue Color-Coded, Ejector Wheel, and Spring |
| | *G9041X | - | Seed Disc, Soybean, 120 Cell, Black Color-Coded, Ejector Wheel, and Spring |
| | *G9043X | - | Seed Disc, Sugar Beets/Milo, Dark Orange Color-Coded, Ejector Wheel, and Spring |
| | *G9042X | - | Seed Disc, Sunflower, 40 Cell, Gray Color-Coded, Ejector Wheel, and Spring |
| | *G9272X | - | Seed Disc, Cotton, 60 Cell, Green Color-Coded, Ejector Wheel, and Spring |
| | *G9273X | - | Seed Disc, Black Turtle and Navy Edible Bean and Popcorn, 60 Cell, Brown Color-Coded, Ejector Wheel, and Spring |
| | *G9308X | - | Seed Disc, Pinto and Great Northern Edible Beans and Low-Rate Soybean, 60 Cell, Dark Blue Color Coded, Ejector Wheel, and Spring |
| 25 | G11281 | 2 | Hex Button Head Cap Screw, 10-24 x 1/2" |
| 26 | GD28631 | 1 | Cover Plate |
| 27 | GD29425 | 1 | Dust Cap |
| 28 | GB0917 | 1 | Vacuum Meter Cover |
| 29 | GA18907 | | Meter Stepper Motor |
| 30 | G11009 | 2 | Locking Thumbscrew, 5/16"-18 x 3/4" |
| 31 | GA20711 | 1 | Seed Meter Motor ESD Drain Harness |
| 32 | G11588 | 2 | Hex Socket Head Cap Screw, No. 10-24 x 5/8" Grade 8 |
| 33 | GA19112 | - | Ejector Arm, Corn |
| | GA19113 | - | Ejector Arm, Soybean |
| | GA19114 | - | Ejector Arm, Sunflower |
| | GA19115 | - | Ejector Arm, Beets/Milo |
| | GA20346 | - | Ejector Arm, Black Turtle, Navy, Pinto, and Great Northern Edible Bean, Popcorn, and Low-Rate Soybean |
| 34 | GD25147 | - | Compression Spring |
| A | GA20622 | 1 | Cover Assembly (Items 15-22) |
| B | G8969X | 1 | Vacuum Meter Assembly, Electric Drive (Items 1-32 except item 24) |
| C | G8891X | 1 | Vacuum Meter Assembly, Ground Contact Drive (Items 1-23, 28, and 30) |

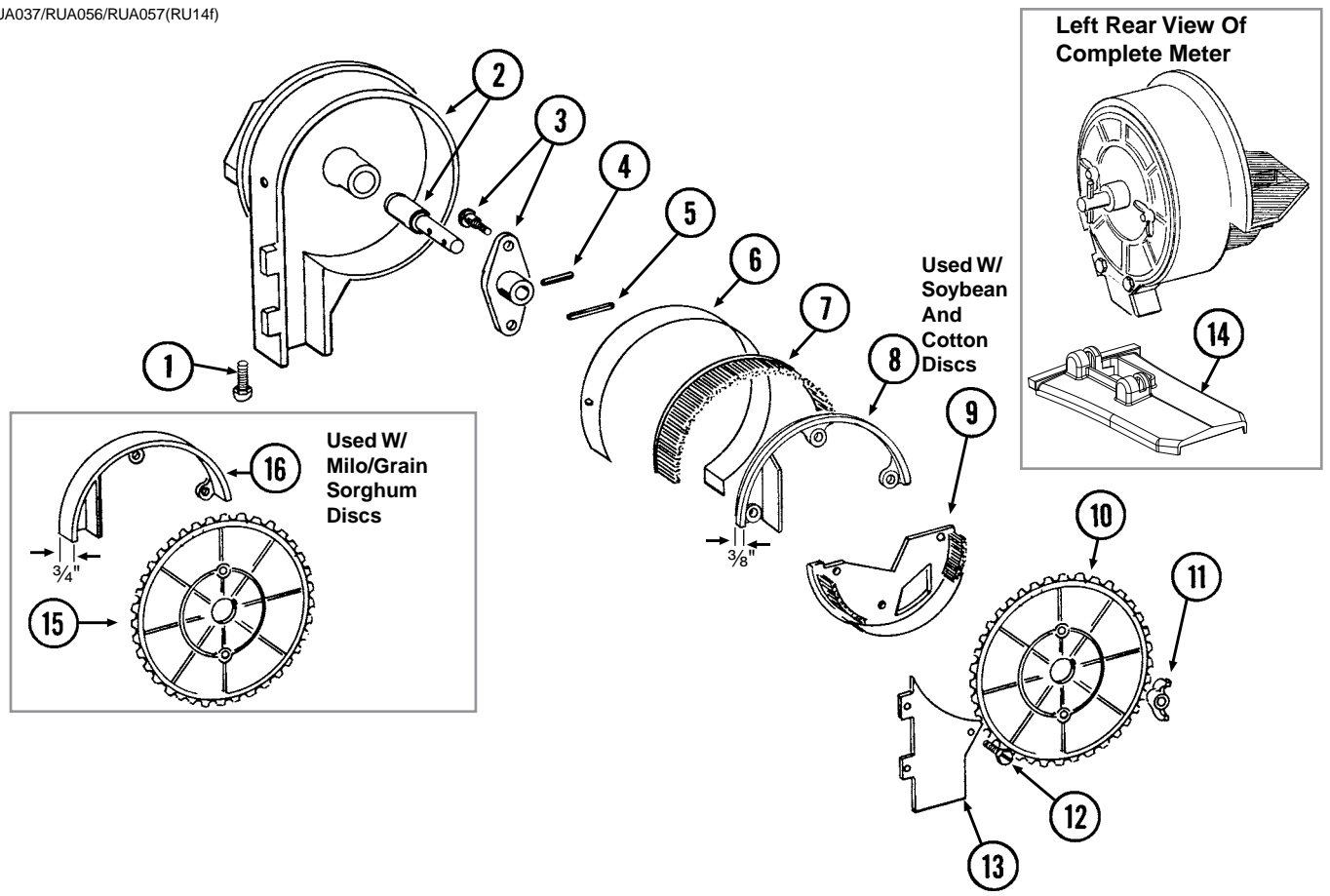
*Includes seed disc, ejector wheel, and spring.

RUA015/RUA056/RUA057(RU13k/RU13d)



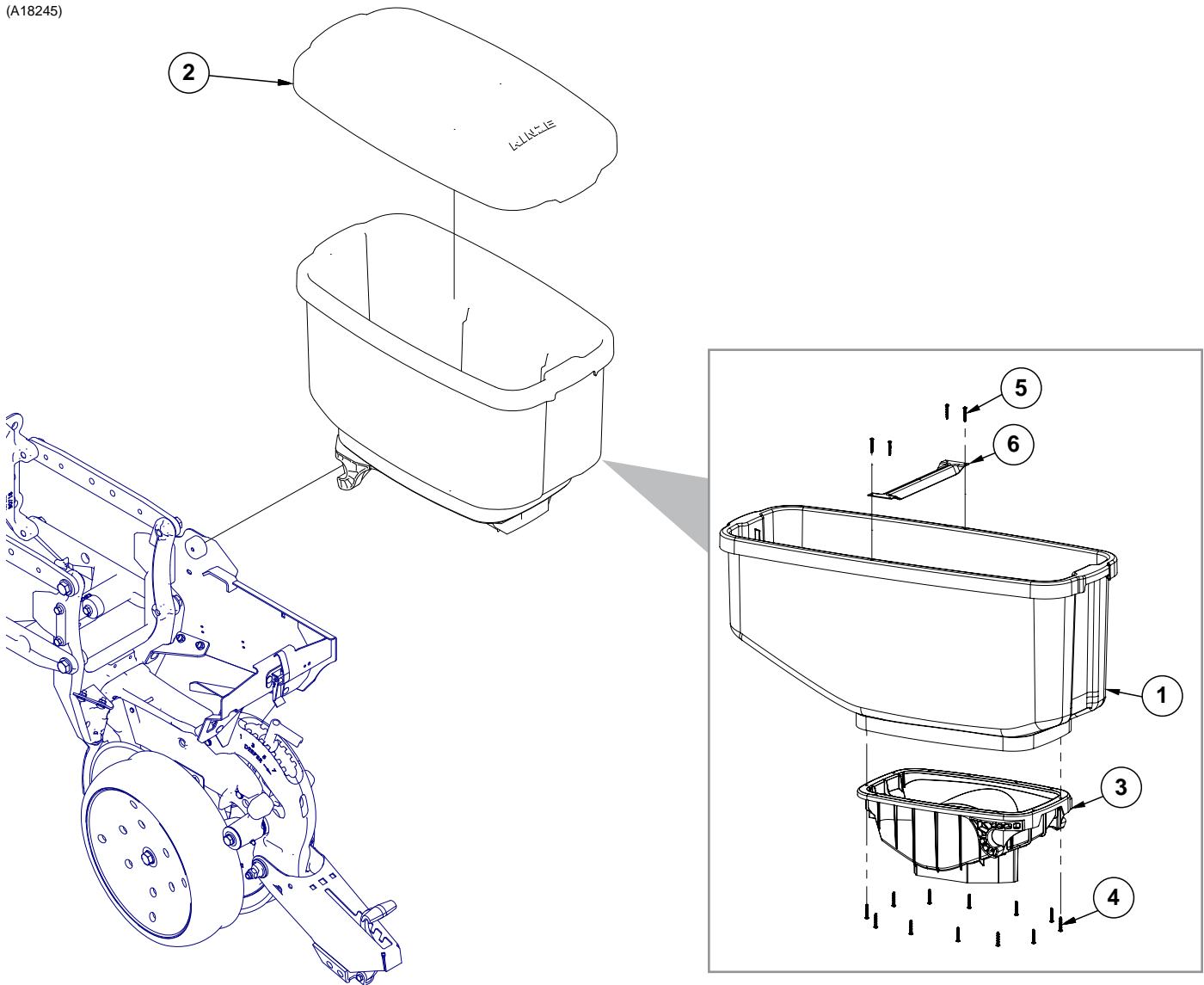
| ITEM | PART NO. | QTY. (Per Row) | DESCRIPTION |
|------|-----------|-------------------|--|
| 1 | G10602 | 1 | Spring Pin, 1/4" x 1 1/2" |
| 2 | G10604 | 1 | Spring Pin, 3/16" x 1 1/2" |
| 3 | GD26419 | 1 | Housing Cover |
| 4 | GD1041 | 1 | Belt Drive Sprocket |
| 5 | GD11286 | 1 | Seed Belt |
| 6 | GA2019 | 1 | Bearing |
| 7 | GA18201 | 1 | Conveyor Housing |
| 8 | GB0110 | 1 | Bearing Housing |
| 9 | GR1569 | 1 | Carrier Plate W/Brush And Screw (Corn) |
| | GR0664 | - | Carrier Plate W/Brush And Screw (Sunflower) |
| | GA2020 | - | Brush |
| | G10690 | - | Rolling Thread Screw, No. 10 x 3/4" |
| 10 | G10401 | 3 | Slotted Hex Washer Head Screw, No. 10-32 x 5/8" |
| 11 | GD18704 | 12 | Finger, Corn |
| 12 | GD19790 | 12 | Spring |
| 13 | GB0410 | 1 | Cam |
| 14 | GD11528 | 1 | Finger Holder |
| 15 | G10470 | 1 | Cotter Pin, 5/32" x 1" |
| 16 | G11009 | 2 | Locking Thumbscrew, 5/16"-18 x 3/4" |
| 17 | GD11311 | 1 | Seed Baffle |
| 18 | GD1083 | 1 | Cover Nut |
| 19 | G10500 | 1 | Jam Nut, 5/8"-18 UNF |
| 20 | GA8343 | 1 | Wave Washer, 5/8" (Triple Wave) |
| 21 | G10020 | 3 | Hex Head Cap Screw, 1/4"-20 x 5/8" |
| | G10323 | 3 | Hex Flange Nut, 1/4"-20, No Serrations |
| 22 | G10022 | 4 | Hex Head Cap Screw, 1/4"-20 x 1/2" |
| | G10621 | 4 | Serrated Flange Nut, 1/4"-20 |
| 23 | G10021 | 1 | Hex Head Cap Screw, 1/4"-20 x 1 1/2" |
| | G10621 | 1 | Serrated Flange Nut, 1/4"-20 |
| 24 | G10603 | 1 | Spring Pin, 1/4" x 1 1/4" |
| 25 | GD1042 | 1 | Idler |
| 26 | GB0120 | 1 | Bushing, 1 7/64" I.D. x 1 1/32" Long |
| 27 | GD19333 | 12 | Finger, Oil Sunflower |
| 28 | GB0927 | 1 | Shank Cover, Finger Pickup Seed Meter |
| 29 | GD11787 | - | Half Rate Blank Finger |
| A | GR1848 | - | Finger Assembly, Corn (Items 11-14 And 20) |
| B | GR1897 | - | Finger Assembly, Oil Sunflower (Items 12, 14, 20, 27 And 30) |
| C | 700-01260 | - | Corn Meter (Items 1-26 and 28) |

RUA037/RUA056/RUA057(RU14f)



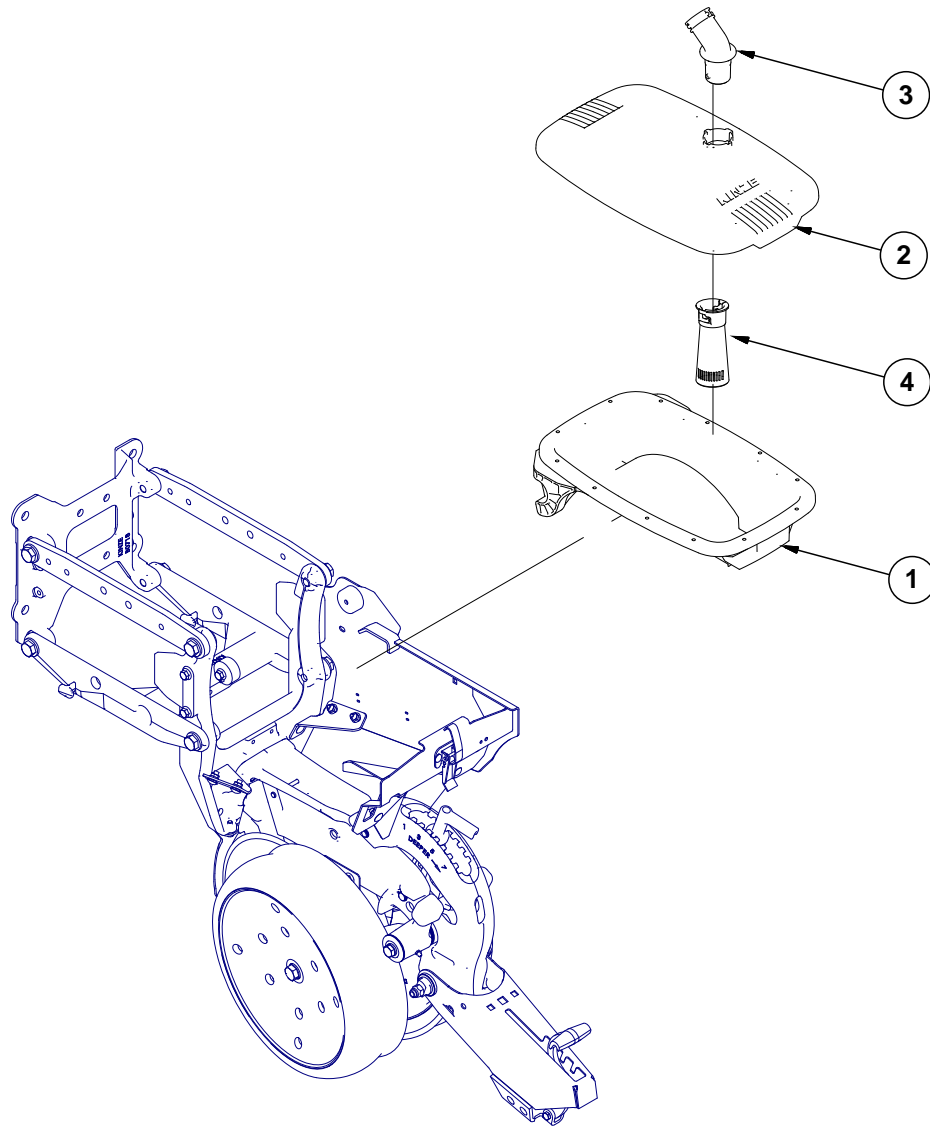
| ITEM | PART NO. | QTY. (Per Row) | DESCRIPTION |
|------|-----------|-------------------|---|
| 1 | G11009 | 2 | Locking Thumbscrew, 5/16"-18 x 3/4" |
| 2 | GA18208 | 1 | Housing W/Bearing |
| | GA5698 | - | Bearing |
| 3 | GA6038 | 1 | Hub W/Shoulder Bolts |
| | GD1755 | - | Shoulder Bolt, 1/4"-20 (2 Used) |
| 4 | G10603 | 1 | Spring Pin, 1/4" x 1 1/4" |
| 5 | G10602 | 1 | Spring Pin, 1/4" x 1 1/2" |
| 6 | GD8778 | 1 | Wear Strip |
| 7 | GA5699 | 1 | Upper Brush |
| 8 | GD11122 | 1 | Upper Brush Retainer (Used W/Soybean And Cotton Discs) |
| 9 | GA5834 | 1 | Lower Brush |
| 10 | GA5794 | - | Seed Disc, Soybean, 60 Cell, Black Color-Coded |
| | GA6184 | - | Seed Disc, Specialty Soybean, 48 Cell, Dark Blue Color-Coded |
| | GA5796 | - | Seed Disc, Cotton, Acid-Delinted, 30 Cell, White Color-Coded |
| | GA6168 | - | Seed Disc, Large Cotton, Acid-Delinted, 36 Cell, Tan Color-Coded |
| | GA6478 | - | Seed Disc, High-Rate Cotton, Acid-Delinted, 48 Cell, Light Green Color-Coded |
| | GA6182 | - | Seed Disc, Hill-Drop Cotton, Acid-Delinted, 12 Cell, Brown Color-Coded |
| | GA7255 | - | Seed Disc, Small Hill-Drop Cotton, Acid-Delinted, 12 Cell, Dark Green Color-Coded |
| 11 | G10531 | 2 | Wing Nut W/Nylon Insert, 1/4"-20 |
| 12 | G11151 | 9 | Hex Washer Head Screw, No. 10-16 x 1/2" |
| | G10634 | - | Slotted Tap Screw, No. 10-24 x 5/8" (Use As Required) |
| 13 | GD7878 | 1 | Cover |
| 14 | GB0928 | 1 | Shank Cover, Brush-Type Seed Meter |
| 15 | GA5982 | - | Seed Disc, Small Milo/Grain Sorghum, 30 Cell, Red Color-Coded |
| | GA6187 | - | Seed Disc, Large Milo/Grain Sorghum, 30 Cell, Light Blue Color-Coded |
| | GA5795 | - | Seed Disc, High-Rate Small Milo/Grain Sorghum, 60 Cell, Red Color-Coded |
| | GA6633 | - | Seed Disc, High-Rate Large Milo/Grain Sorghum, 60 Cell, Yellow Color-Coded |
| 16 | GD8237 | - | Upper Brush Retainer (Used W/Milo/Grain Sorghum Discs) |
| A | 700-01178 | - | Brush Meter (Items 1-9 and 11-14) |

(A18245)



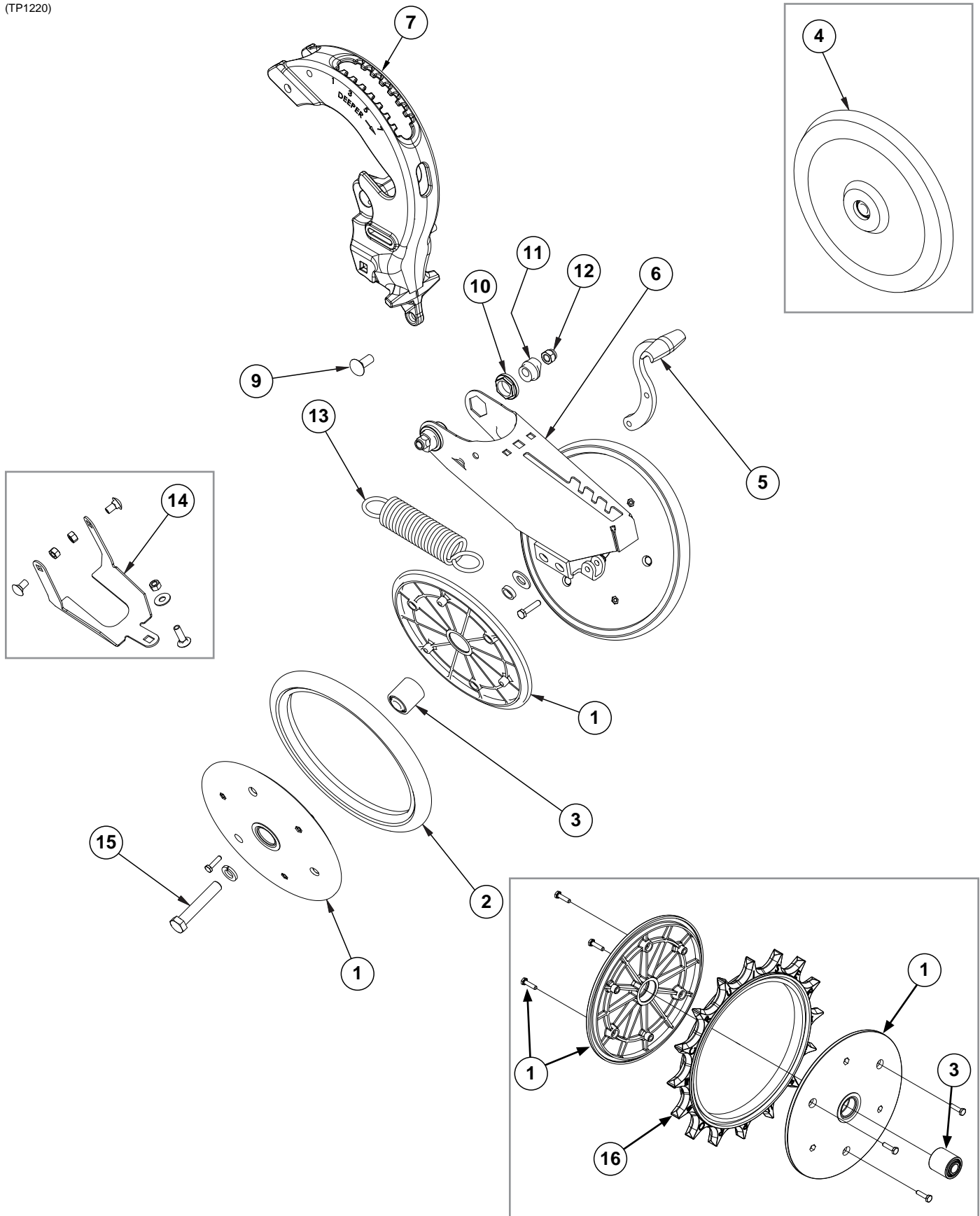
| ITEM | PART NO. | QTY. | DESCRIPTION |
|------|----------|------|---|
| 1 | GB0753 | 1 | Seed Hopper, 1.9 Bushel |
| | GB0754 | - | Seed Hopper, 3.0 Bushel |
| 2 | GA17453 | 1 | Hopper Lid, 1.9 Bushel |
| | GA17754 | - | Hopper Lid, 3.0 Bushel |
| 3 | GA17773 | 1 | Mini-Hopper, Vacuum Seed Metering |
| | GA17774 | - | Mini-Hopper, Mechanical Seed Metering |
| | GD12561 | - | Threaded Insert, 5/16"-18 |
| 4 | G11584 | 12 | Torx Pan Head Tapping Screw, No. 12-16 x 1 1/4" |
| 5 | G11527 | 4 | Torx Pan Head Tapping Screw, No. 10-16 x 1 1/4" (3.0 Bushel Only) |
| 6 | GD24708 | 1 | Strap (3.0 Bushel Only) |

(A18243)



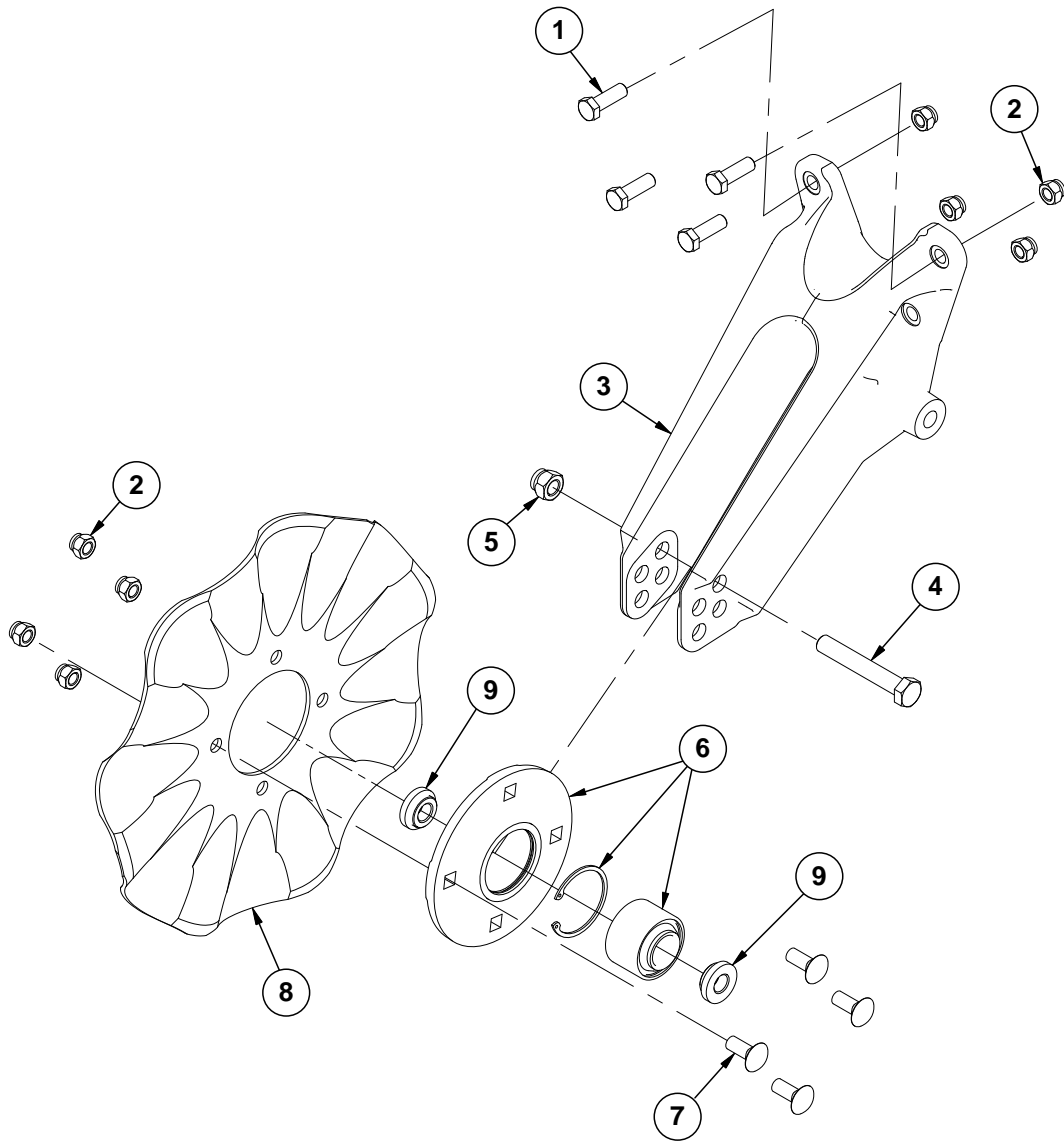
| ITEM | PART NO. | QTY. | DESCRIPTION |
|------|----------|------|--|
| 1 | GA17773 | 1 | Mini-Hopper Assembly, Vacuum Seed Metering |
| | GA17774 | 1 | Mini-Hopper Assembly, Mechanical Seed Metering |
| | GD12561 | 2 | Threaded Insert, 5/16"-18 |
| 2 | GB0755 | 1 | Mini-Hopper Lid |
| 3 | GB0695 | 1 | Inlet |
| 4 | GB0696 | 1 | Discharge |

(TP1220)



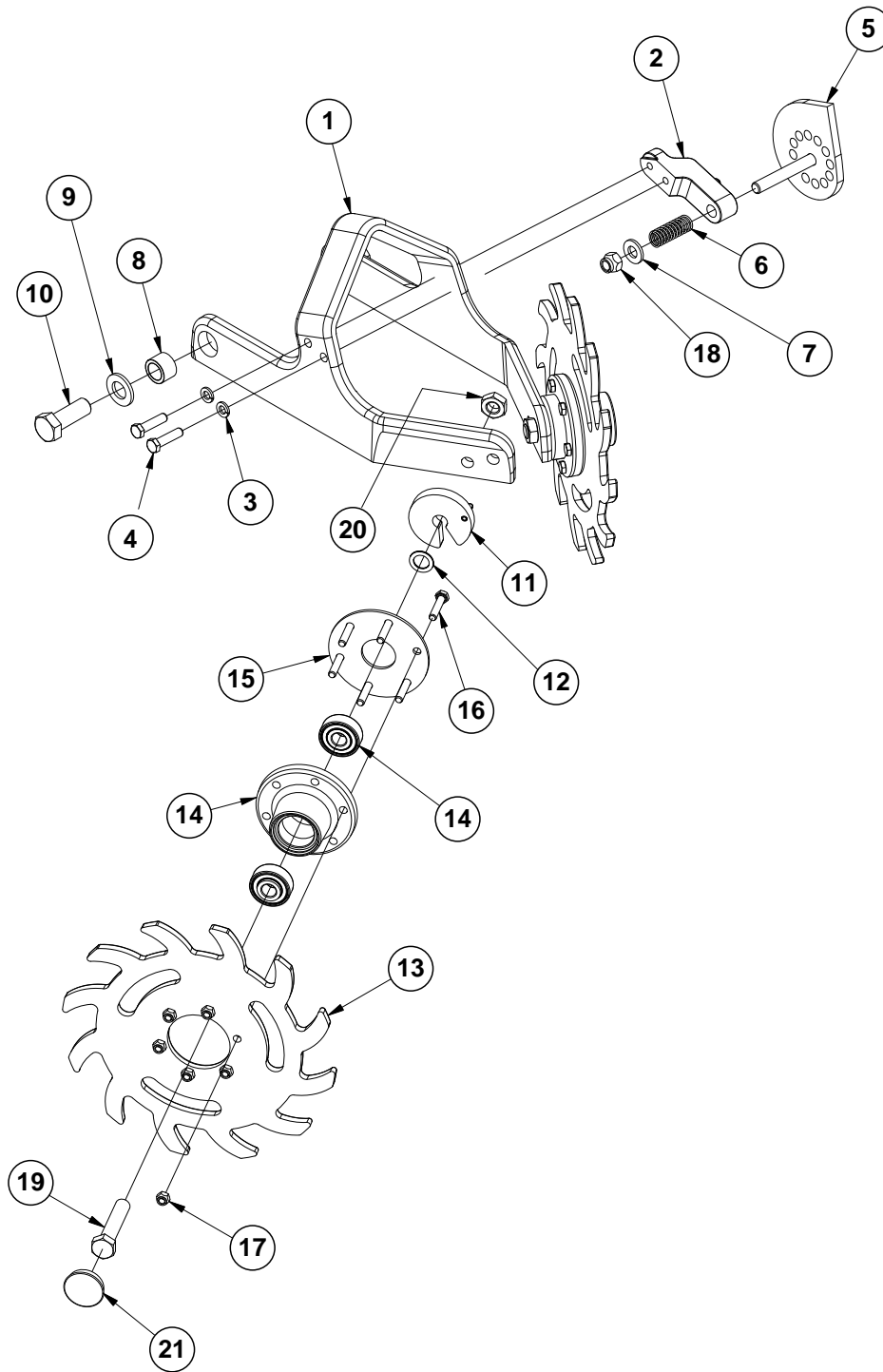
| ITEM | PART NO. | QTY. (Per Row) | DESCRIPTION |
|------|----------|-------------------|--|
| 1 | GD9120 | 4 | Nylon Half Wheel |
| | G10064 | 12 | Hex Head Cap Screw, ¼"-20 x 1" |
| 2 | GD1085 | 2 | Rubber Tire, 1" x 12" |
| 3 | GA6171 | 2 | Bearing |
| 4 | GA6597 | 1 | Cast Iron Closing Wheel W/Bearing |
| | GA6171 | 1 | Bearing |
| 5 | GB0254 | 1 | Lever |
| | G10133 | 1 | Hex Head Cap Screw, ⅝"-18 x 1½" |
| | G10109 | 1 | Lock Nut, ⅝"-18, Grade 8 |
| 6 | GA15197 | 1 | Arm |
| 7 | --- | - | See "Shank Assembly, Seed Tube, and Depth Adjustment" on page P1 |
| 8 | --- | - | --- |
| 9 | G10747 | 2 | Carriage Bolt, ½"-13 x 2" |
| 10 | GB0282 | 2 | Stepped Bushing |
| 11 | GB0239 | 2 | Eccentric Bushing |
| 12 | G10111 | 2 | Lock Nut, ½"-13 |
| 13 | GD8460 | 1 | Spring |
| 14 | G1K345 | - | Closing Wheel Shield Kit W/Hardware and Instruction |
| | GD14065 | 1 | Closing Wheel Shield |
| | G10599 | 1 | Carriage Bolt, ⅜"-16 x 1¼" |
| | G10308 | 2 | Carriage Bolt, ⅜"-16 x ¾" |
| | G10101 | 3 | Hex Nut, ⅜"-16 |
| | | | |
| 15 | G10013 | 2 | Hex Head Cap Screw, ⅝"-11 x 3½" |
| | G11391 | 2 | Flat Washer, ⅝" SAE |
| | GD1109 | 2 | Bushing, ⅜" I.D. x ⅞" O.D. x ¼" Long |
| | G10230 | 2 | Lock Washer, ⅝" |
| | G10107 | 2 | Lock Nut, ⅝"-11 |
| 16 | GD31353 | 1 | Spiked Wheel Insert |
| A | GA6434 | - | Rubber Closing Wheel Complete W/Bearing (Items 1-3) |
| B | GA22165 | - | Spiked Closing Wheel Complete W/Bearing (Items 1, 3, and 16) |

(IP1464)



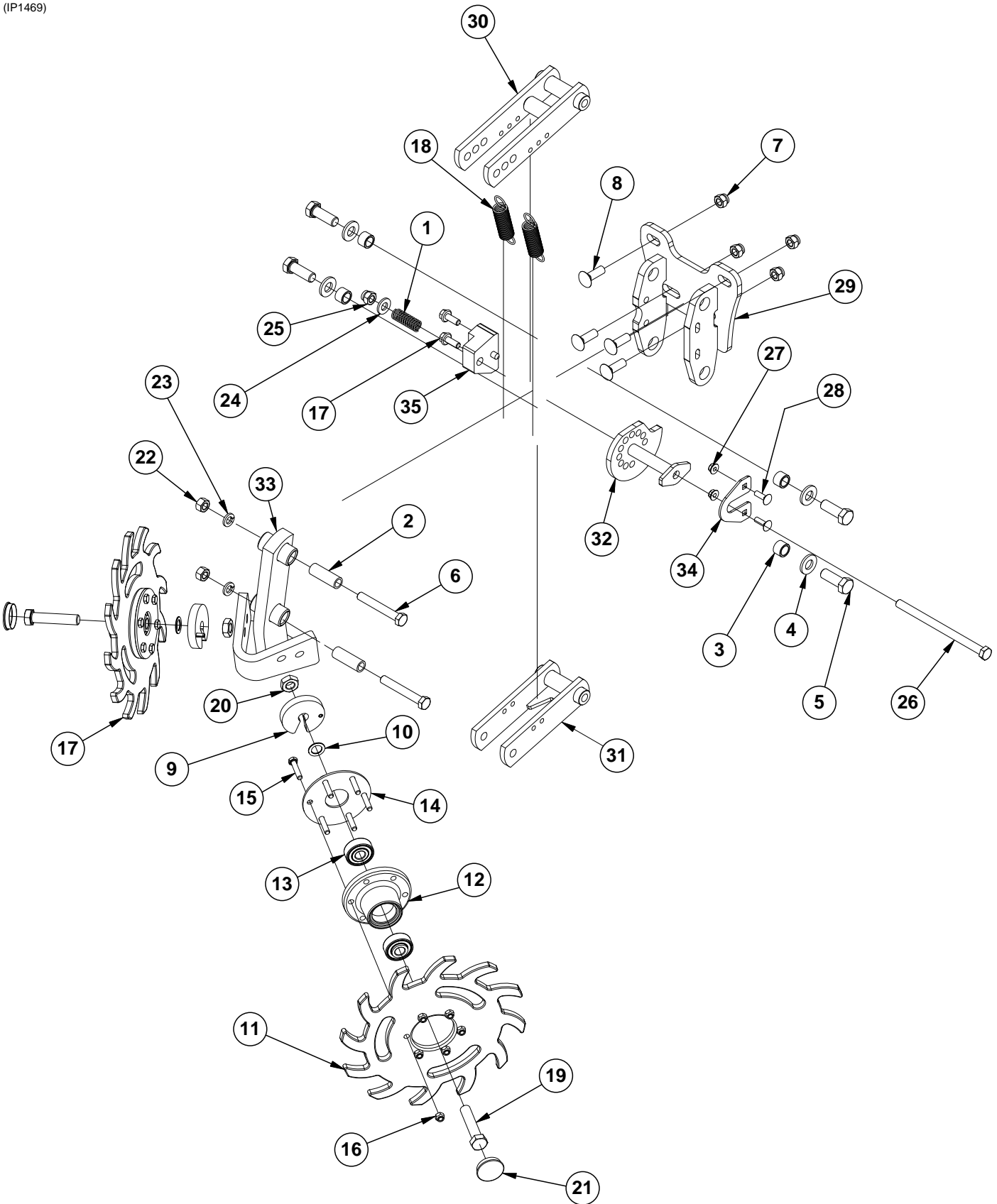
| ITEM | PART NO. | QTY. (Per Row) | DESCRIPTION |
|------|----------|-------------------|---|
| 1 | G10039 | 4 | Hex Head Cap Screw, ½"-13 x 1¼" |
| 2 | G10111 | 8 | Lock Nut, ½"-13 |
| 3 | GD25519 | 1 | No-Till Coulter Arm |
| 4 | G10036 | 1 | Hex Head Cap Screw, ⅝"-11 x 4" |
| 5 | G10107 | 1 | Lock Nut, ⅝"-11 |
| 6 | GA8641 | 1 | Hub W/Bearing and Retaining Ring |
| | GA8603 | 1 | Bearing, Double Row |
| | GD11652 | 1 | Retaining Ring, 27/16" |
| 7 | G10574 | 4 | Carriage Bolt, ½"-13 x 1¼" |
| 8 | GD7803 | 1 | Disc Blade, Fluted, 1", 8 Flutes (shown) |
| | GD7804 | - | Disc Blade, Bubbled, 1" |
| | GD9254 | - | Disc Blade, Fluted, ¾", 13 Flutes |
| 9 | GD11677 | 2 | Adapter |
| A | GA8641 | - | Hub W/Bearing and Retaining Ring (Includes Items 6-8) |

(IP1468)



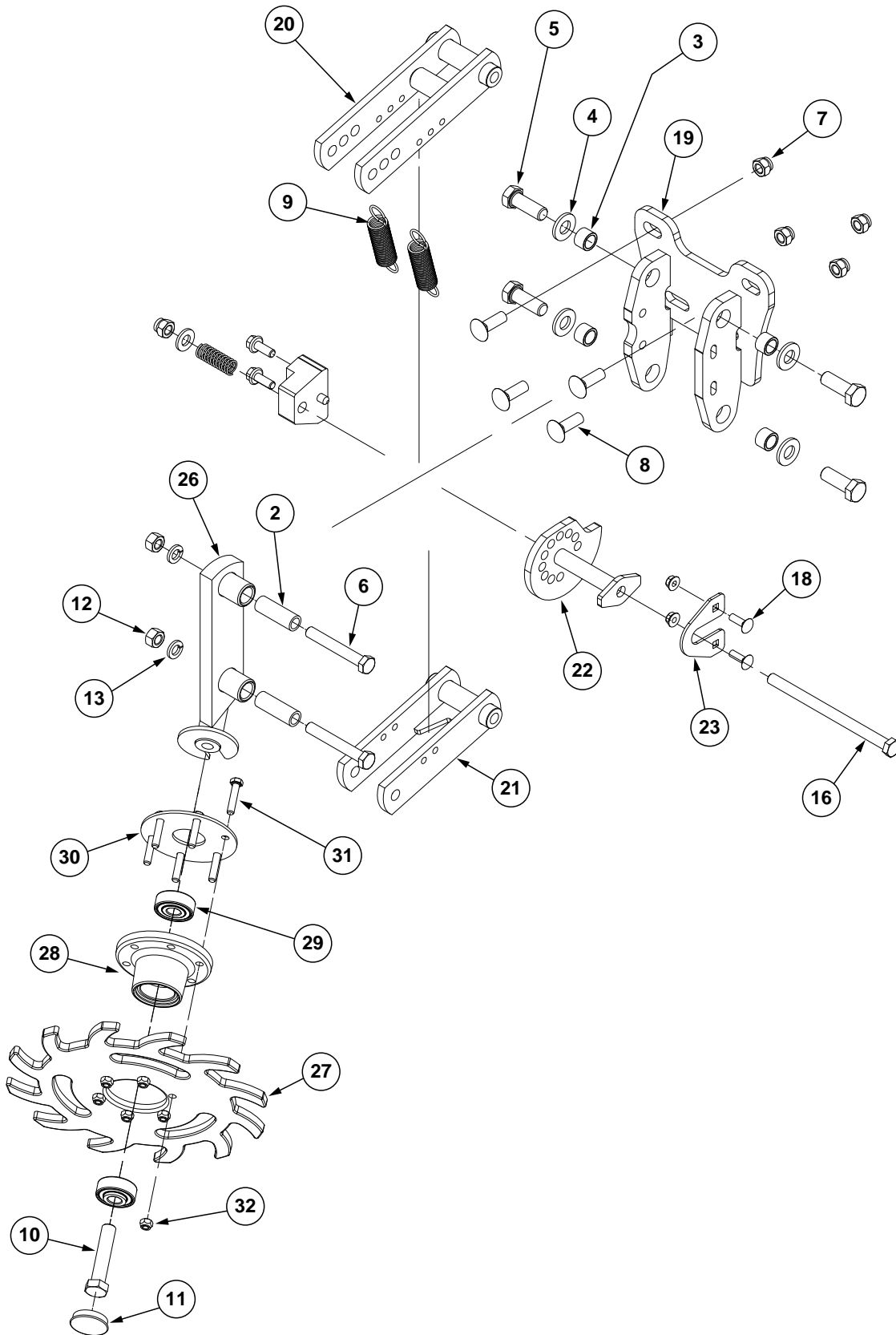
| ITEM | PART NO. | QTY. (Per Row) | DESCRIPTION |
|------|----------|-------------------|--|
| 1 | GB0464 | 1 | Residue Wheel Mount |
| 2 | GD26973 | 1 | Cam Locking Pin |
| 3 | G10229 | 2 | Lock Washer, 3/8" |
| 4 | G10004 | 2 | Hex Head Cap Screw, 3/8"-16 x 1 1/4" |
| 5 | GA14251 | 1 | Cam |
| 6 | GD10519 | 1 | Spring |
| 7 | G11389 | 1 | Flat Washer, 1/2" Plated SAE |
| 8 | GB0383 | 2 | Bushing, 1 1/8" O.D. x 25/32" I.D. x 3/4" Long |
| 9 | G11392 | 2 | Flat Washer, 3/4" SAE |
| 10 | G10026 | 2 | Hex Head Cap Screw, 3/4"-10 x 2" |
| 11 | GA8760 | 2 | Weed Guard W/Spring Pin |
| | G10765 | - | Spring Pin, 1/4" x 1" |
| 12 | GD30725 | 4 | Machine Bushing, 5/8" (.030" Thick) |
| 13 | GB0387 | 2 | Wheel, 12 Tine, 3/8" x 12" |
| 14 | GA5654 | 2 | Hub W/Bearings |
| | GA2014 | - | Bearing |
| 15 | GD9724 | 2 | Backing Plate |
| 16 | G10133 | 12 | Hex Head Cap Screw, 5/16"-18 x 1 1/2" |
| 17 | G10109 | 12 | Lock Nut, 5/16"-18, Grade 8 |
| 18 | G10974 | 1 | Lock Nut W/Nylon Insert, 1/2"-13 |
| 19 | G10010 | 2 | Hex Head Cap Screw, 5/8"-11 x 3" |
| 20 | G10503 | 2 | Hex Jam Nut, 5/8"-11, Grade 2 |
| 21 | GD1132 | 2 | Dust Cap |
| A | GA12235 | - | L.H. Residue Wheel (Items 13-17) |
| B | GA12236 | - | R.H. Residue Wheel (Items 13-17) |

(IP1469)

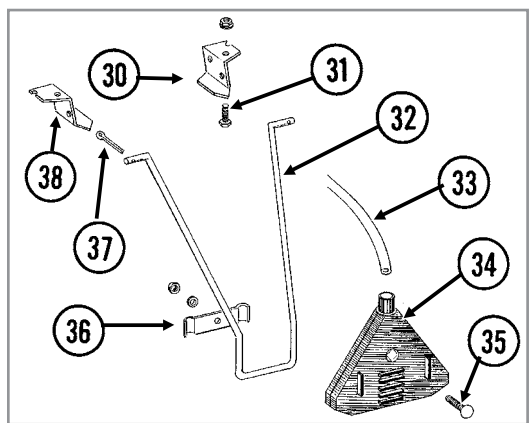
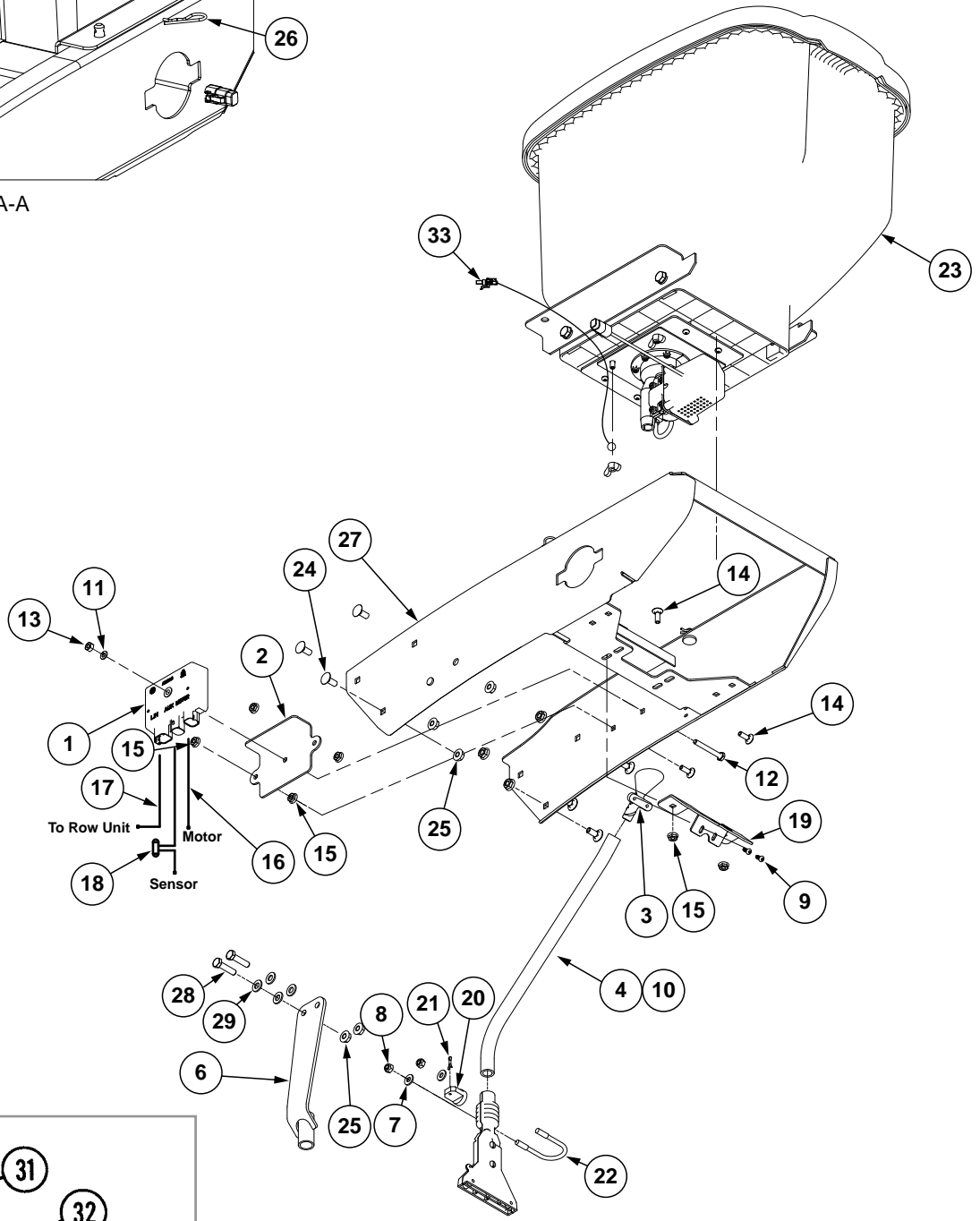
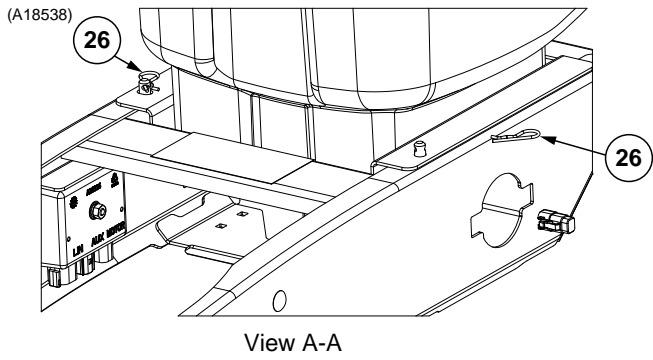


| ITEM | PART NO. | QTY. (Per Row) | DESCRIPTION |
|------|----------|-------------------|--|
| 1 | GD10519 | 1 | Spring |
| 2 | GD9720 | 2 | Spacer, 1/2" x 2 3/16" Long |
| 3 | GB0218 | 4 | Bushing, 2 1/32" I.D. x 7/8" O.D. x 1 9/32" Long |
| 4 | G11391 | 4 | Flat Washer, 5/8" SAE |
| 5 | GD28420 | 4 | Hex Head Cap Screw, 5/8"-11 x 1 3/4", Grade 5 |
| 6 | G10033 | 2 | Hex Head Cap Screw, 1/2"-13 x 3 1/2" |
| 7 | G10111 | 4 | Lock Nut, 1/2"-13 |
| 8 | G10636 | 4 | Carriage Bolt, 1/2"-13 x 1 1/2" |
| 9 | GA8760 | 2 | Weed Guard W/Spring Pin |
| | G10765 | - | Spring Pin, 1/4" x 1" |
| 10 | GD30725 | 4 | Machine Bushing, 5/8" (.030" Thick) |
| 11 | GB0387 | 2 | Wheel, 12 Tine, 3/8" x 12" |
| 12 | GA5654 | 2 | Hub W/Bearings (Includes Item 13) |
| 13 | GA2014 | 2 | Bearing |
| 14 | GD9724 | 2 | Backing Plate |
| 15 | G10133 | 12 | Hex Head Cap Screw, 5/16"-18 x 1 1/2" |
| 16 | G10109 | 12 | Lock Nut, 5/16"-18, Grade 8 |
| 17 | G11124 | 2 | Hex Serrated Flange Cap Screw, 3/8"-16 x 1" |
| 18 | GD5857 | 2 | Spring |
| 19 | G10010 | 2 | Hex Head Cap Screw, 5/8"-11 x 3" |
| 20 | G10503 | 2 | Hex Jam Nut, 5/8"-11, Grade 2 |
| 21 | GD1132 | 2 | Dust Cap |
| 22 | G10102 | 2 | Hex Nut, 1/2"-13 |
| 23 | G10228 | 2 | Lock Washer, 1/2" |
| 24 | G11389 | 1 | Flat Washer, 1/2" Plated SAE |
| 25 | G10974 | 1 | Lock Nut W/Nylon Insert, 1/2"-13 |
| 26 | G11109 | 1 | Hex Head Cap Screw, 1/2"-13 x 7 1/2" |
| 27 | G10620 | 2 | Serrated Flange Nut, 5/16"-18 |
| 28 | G10303 | 2 | Carriage Bolt, 5/16"-18 x 1" |
| 29 | GA18099 | 1 | Mount |
| 30 | GA18100 | 1 | Upper Link |
| 31 | GA18101 | 1 | Lower Link |
| 32 | GA18102 | 1 | Cam |
| 33 | GA20103 | 1 | Wheel Mount |
| 34 | GD26262 | 1 | CAM Mount Plate |
| 35 | GA18098 | 1 | Cam Mount Block |
| A | GA12235 | - | L.H. Residue Wheel (Items 11-12 and 14-16) |
| B | GA12236 | - | R.H. Residue Wheel (Items 11-12 and 14-16) |

(IP1467)

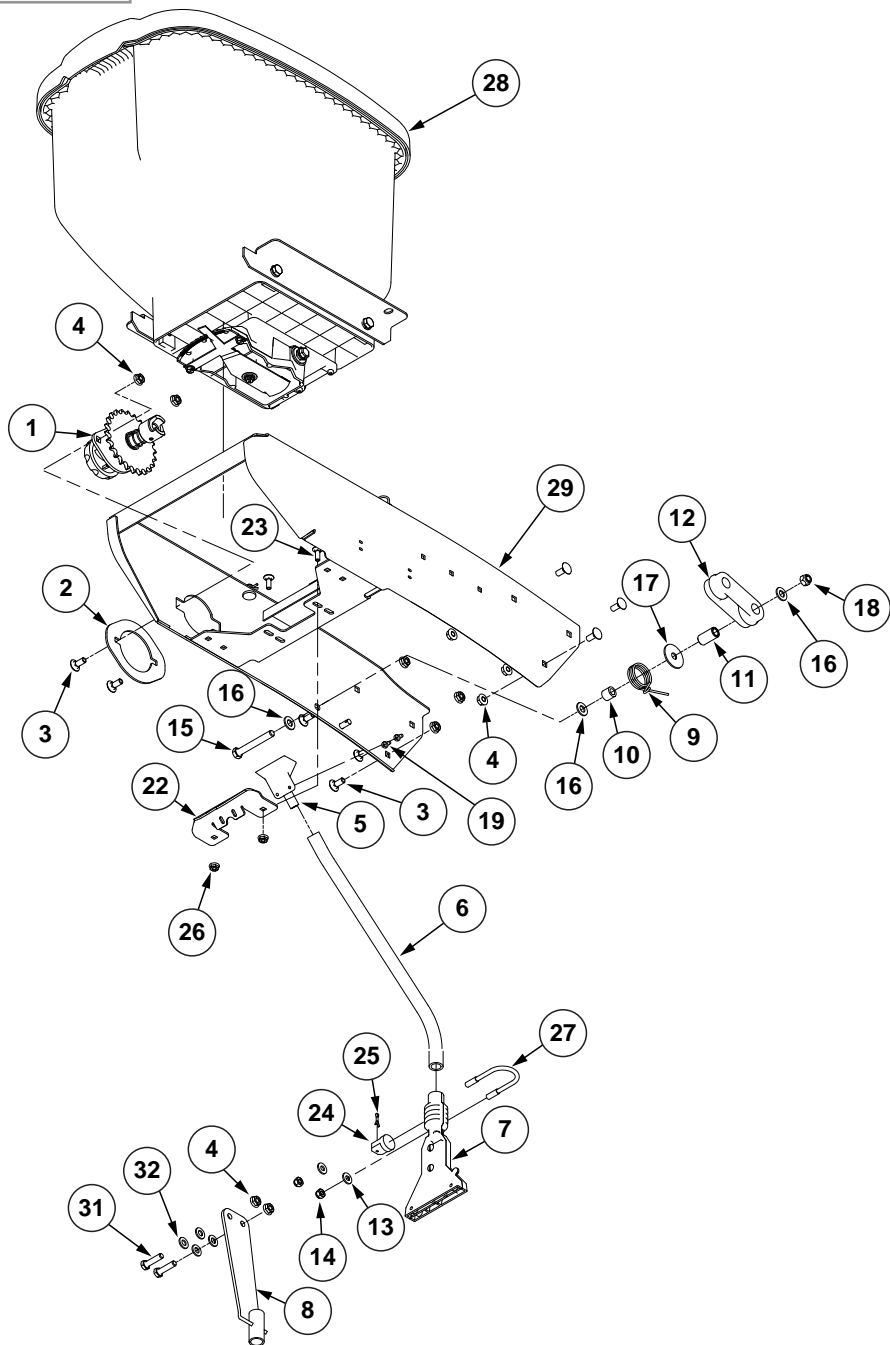
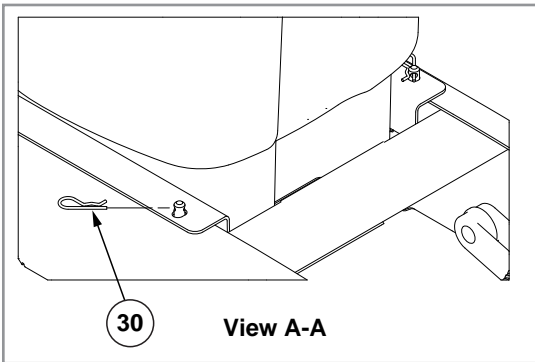


| ITEM | PART NO. | QTY. (Per Row) | DESCRIPTION |
|------|----------|-------------------|--|
| 1 | GD10519 | 1 | Spring |
| 2 | GD9720 | 2 | Spacer, 1/2" x 2 3/16" Long |
| 3 | GB0218 | 4 | Bushing, 2 1/32" I.D. x 7/8" O.D. x 1 9/32" Long |
| 4 | G11391 | 4 | Flat Washer, 5/8" SAE |
| 5 | GD28420 | 4 | Hex Head Cap Screw, 5/8"-11 x 1 3/4", Grade 5 |
| 6 | G10033 | 2 | Hex Head Cap Screw, 1/2"-13 x 3 1/2" |
| 7 | G10111 | 4 | Lock Nut, 1/2"-13 |
| 8 | G10636 | 4 | Carriage Bolt, 1/2"-13 x 1 1/2" |
| 9 | GD5857 | 2 | Spring |
| 10 | G11685 | 1 | Hex Head Cap Screw, 5/8"-11 x 2 1/4", Grade 8 |
| 11 | GD1132 | 1 | Dust Cap |
| 12 | G10102 | 2 | Hex Nut, 1/2"-13 |
| 13 | G10228 | 2 | Lock Washer, 1/2" |
| 14 | G11389 | 1 | Flat Washer, 1/2" Plated SAE |
| 15 | G10974 | 1 | Lock Nut W/Nylon Insert, 1/2"-13 |
| 16 | G11109 | 1 | Hex Head Cap Screw, 1/2"-13 x 7 1/2" |
| 17 | G10620 | 2 | Serrated Flange Nut, 5/16"-18 |
| 18 | G10303 | 2 | Carriage Bolt, 5/16"-18 x 1" |
| 19 | GA18099 | 1 | Mount |
| 20 | GA18100 | 1 | Upper Link |
| 21 | GA18101 | 1 | Lower Link |
| 22 | GA18102 | 1 | Cam |
| 23 | GD26262 | 1 | Cam Mount Plate |
| 24 | GA18098 | 1 | Cam Mount Block |
| 25 | G11124 | 2 | Hex Serrated Flange Cap Screw, 3/8"-16 x 1" |
| 26 | GA18711 | 1 | L.H. Wheel Mount (Shown) |
| | GA18710 | - | R.H. Wheel Mount |
| 27 | GB0387 | 1 | Wheel, 12 Tine, 3/8" x 12" |
| 28 | GA5654 | 2 | Hub W/Bearings (Includes Item 29) |
| 29 | GA2014 | 2 | Bearing |
| 30 | GD9724 | 1 | Backing Plate |
| 31 | G10133 | 6 | Hex Head Cap Screw, 5/16"-18 x 1 1/2" |
| 32 | G10109 | 6 | Lock Nut, 5/16"-18, Grade 8 |
| A | GA12235 | - | L.H. Residue Wheel (Items 27-32) |
| B | GA12236 | - | R.H. Residue Wheel (Items 27-32) |

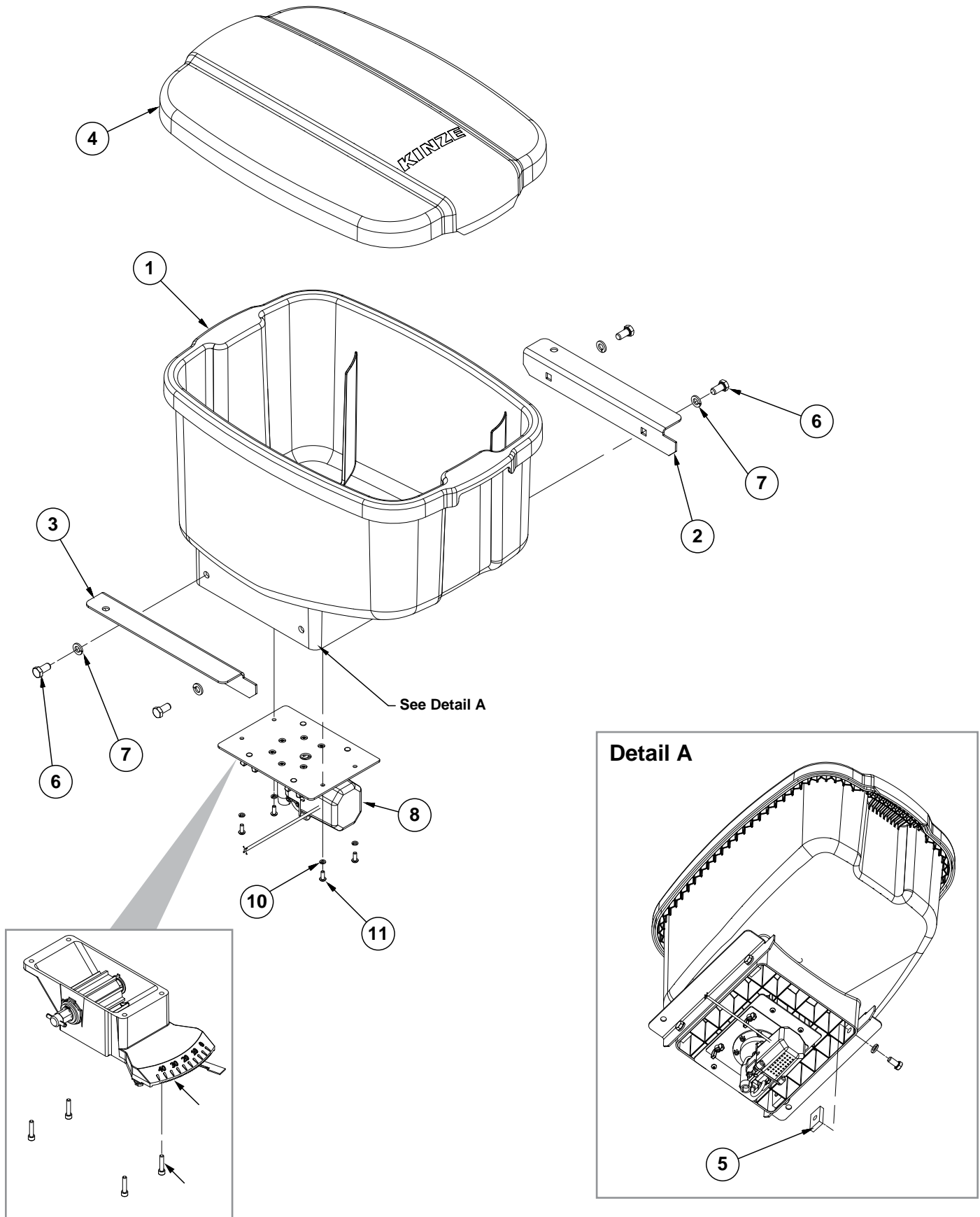


| ITEM | PART NO. | QTY. (Per Row) | DESCRIPTION |
|------|----------|-------------------|---|
| 1 | GA20316 | 1 | Motor Driver Module |
| 2 | GD23591 | 1 | Motor Module Mount Plate |
| 3 | GD29493 | 1 | Funnel |
| 4 | GD2947 | 1 | Hose, 7/16" x 28" |
| 5 | GA7270 | 1 | Bander Assembly |
| | GA6906 | 1 | Granular Chemical Bander |
| | G10757 | 2 | Pan Head Screw No. 10-32 x 1 1/4" |
| | G10758 | 2 | Hex Nut, No. 10-32 |
| | G10864 | 1 | Uni-Clamp |
| 6 | GA18050 | 1 | In-Furrow Bracket |
| 7 | G11385 | 2 | Flat Washer, 1/4" SAE |
| 8 | G10110 | 2 | Lock Nut, 1/4"-20, Grade B |
| 9 | G11690 | 2 | Torx Pan Head Tapping Screw, No. 10-16 x 1/2" |
| 10 | G11209 | 1 | Wire Hose Clamp, 3/4" |
| 11 | G10227 | 1 | Lock Washer, 1/4" |
| 12 | G10638 | 1 | Hex Head Cap Screw, 1/4"-20 x 2" |
| 13 | G10103 | 1 | Hex Nut, 1/4"-20 |
| 14 | G10310 | 4 | Carriage Bolt, 1/4"-20 x 3/4", Grade 2 |
| 15 | G10621 | 6 | Serrated Flange Nut, 1/4"-20 |
| 16 | GA19402 | 1 | Insecticide Motor Cable |
| 17 | GA19403 | 1 | Insecticide Communication Cable |
| 18 | GA16094 | 1 | C-V Converter |
| 19 | GD26803 | 1 | Bracket |
| 20 | GD26804 | 1 | Bander Spacer |
| 21 | G10099 | 1 | Cotter Pin, 3/32" x 1/2" |
| 22 | GD26572 | 1 | U-Bolt, 1 3/8" x 1/4"-20 |
| 23 | --- | - | See "Granular Chemical Hopper" on page P39 |
| 24 | G10312 | 6 | Carriage Bolt, 5/16"-18 x 3/4" |
| 25 | G10620 | 8 | Serrated Flange Nut, 5/16"-18 |
| 26 | G10670 | 2 | Hair Pin Clip, No. 3 |
| 27 | GA18536 | 1 | Granular Chemical Hopper Support (Sub Order Code 700-01213) |
| 28 | G10171 | 2 | Hex Head Cap Screw, 5/16"-18 x 1 1/4" |
| 29 | G11386 | 4 | Flat Washer, 5/16" SAE |
| 30 | GD26918 | - | Hanger Bracket, R.H. |
| 31 | G10310 | - | Carriage Bolt, 1/4"-20 x 3/4", Grade 2 |
| | G10227 | - | Lock Washer, 1/4" |
| | G10103 | - | Hex Nut, 1/4"-20 |
| 32 | GD1116 | - | Hanger |
| 33 | GA20712 | 1 | Row Unit ESD Drain Harness |
| 34 | GA2075 | - | Diffuser, 14" Band |
| 35 | G10306 | 1 | Carriage Bolt, 3/8"-16 x 2" |
| | G10229 | 1 | Lock Washer, 3/8" |
| | G10101 | 1 | Hex Nut, 3/8"-16 |
| 36 | GD1118 | - | Clamp |
| 37 | G10452 | - | Cotter Pin, 1/8" x 1/2" |
| 38 | GD26919 | 1 | Hanger Bracket, L.H. |
| 39 | GD2947 | 1 | Hose, 7/16" x 28" |

(A18537)

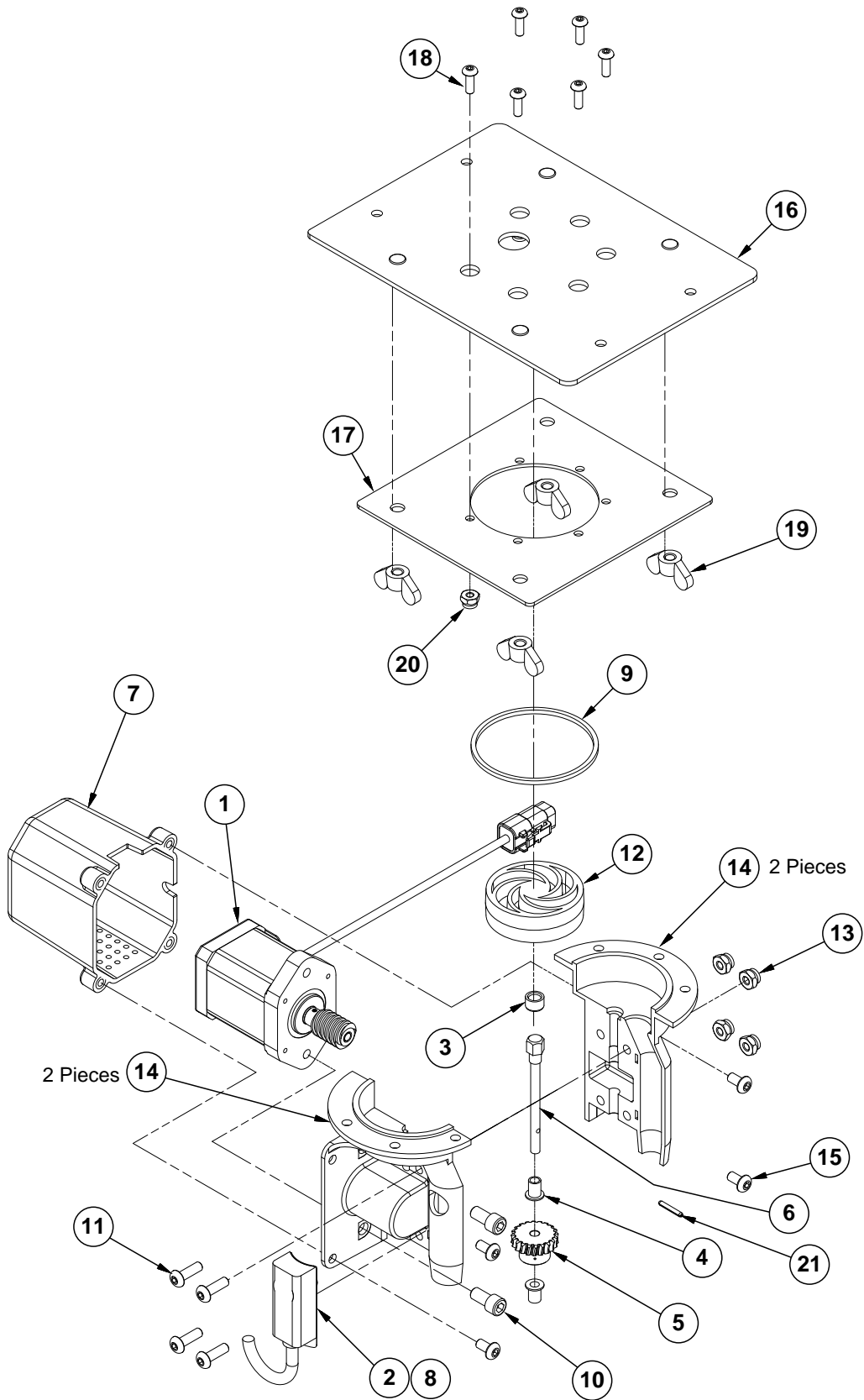


| ITEM | PART NO. | QTY. (Per Row) | DESCRIPTION |
|------|-----------|-------------------|---|
| 1 | GA8366 | 1 | See "Granular Chemical Meter Drive Assembly (Ground Contact Drive)" on page P43 |
| 2 | GD11305 | 1 | Plate |
| 3 | G10312 | 8 | Carriage Bolt, 5/16"-18 x 3/4" |
| 4 | G10620 | 10 | Serrated Flange Nut, 5/16"-18 |
| 5 | GD2423 | 1 | Funnel |
| 6 | GD2947 | 1 | Hose, 7/16" x 28" |
| 7 | GA7270 | 1 | Bander Assembly |
| | GA6906 | 1 | Granular Chemical Bander |
| | G10757 | 2 | Pan Head Screw No. 10-32 x 1 1/4" |
| | G10758 | 2 | Hex Nut, No. 10-32 |
| | G10864 | 1 | Uni-Clamp |
| 8 | GA18050 | 1 | In-Furrow Bracket |
| 9 | GD11219 | 1 | Spring |
| 10 | GD2971-10 | 1 | Sleeve |
| 11 | GD1026 | 1 | Sleeve, 1 3/16" |
| 12 | GD11962 | 1 | Idler |
| 13 | G11385 | 2 | Flat Washer, 1/4" SAE |
| 14 | G10110 | 2 | Lock Nut, 1/4"-20, Grade B |
| 15 | G10325 | 1 | Hex Head Cap Screw, 3/8"-16 x 2 3/4" |
| 16 | G11387 | 3 | Flat Washer, 3/8" SAE |
| 17 | G10201 | 1 | Special Washer, 3/8" x 1 1/2" O.D. |
| 18 | G10108 | 1 | Lock Nut, 3/8"-16 |
| 19 | G10966 | 2 | Phillips Head Self-Tapping Screw, No. 10 x 1/2" |
| 20 | --- | - | --- |
| 21 | G11209 | 1 | Wire Hose Clamp, 3/4" |
| 22 | GD26802 | 1 | Bracket |
| 23 | G10310 | 2 | Carriage Bolt, 1/4"-20 x 3/4", Grade 2 |
| 24 | GD26804 | 1 | Bander Spacer |
| 25 | G10099 | 1 | Cotter Pin, 3/32" x 1/2" |
| 26 | G10621 | 2 | Serrated Flange Nut, 1/4"-20 |
| 27 | GD26572 | 1 | U-Bolt, 1 3/8" x 1/4"-20 |
| 28 | --- | - | See "Granular Chemical Hopper" on page P39 |
| 29 | GA18536 | 1 | Granular Chemical Hopper Support |
| 30 | G10670 | 2 | Hair Pin Clip, No. 3 |
| 31 | G10171 | 2 | Hex Head Cap Screw, 5/16"-18 x 1 1/4" |
| 32 | G11386 | 4 | Flat Washer, 5/16" SAE |
| 33 | --- | - | --- |
| 34 | G3303-108 | 1 | Chain, No. 41, 108 Pitch Including Connector Link (Vacuum) |
| | G3303-114 | - | Chain, No. 41, 114 Pitch Including Connector Link (Mechanical) |
| | GR0196 | - | Connector Link, No. 41 |



| ITEM | PART NO. | QTY. (Per Row) | DESCRIPTION |
|------|----------|-------------------|---|
| 1 | GA17775 | 1 | Chemical Hopper |
| 2 | GD23802 | 1 | R.H. Hopper Support |
| 3 | GD23803 | 1 | L.H. Hopper Support |
| 4 | GA17454 | 1 | Hopper Lid |
| 5 | GD11424 | 4 | Block |
| 6 | G10002 | 4 | Hex Head Cap Screw, 3/8"-16 x 3/4" |
| 7 | G10229 | 4 | Lock Washer, 3/8" |
| 8 | --- | 1 | See "Granular Chemical Meter Drive Assembly (Electric Drive)" on page P41 |
| | --- | - | See "Granular Chemical Meter Drive Assembly (Ground Contact Drive)" on page P43 |
| 9 | --- | - | --- |
| 10 | G10257 | 4 | Lock Washer, No. 10 |
| 11 | G11281 | 4 | Hex Button Head Cap Screw, No. 10-24 x 1/2" |
| 12 | G11793 | - | Hex Socket Head Cap Screw, No. 10-24 x 7/8" |

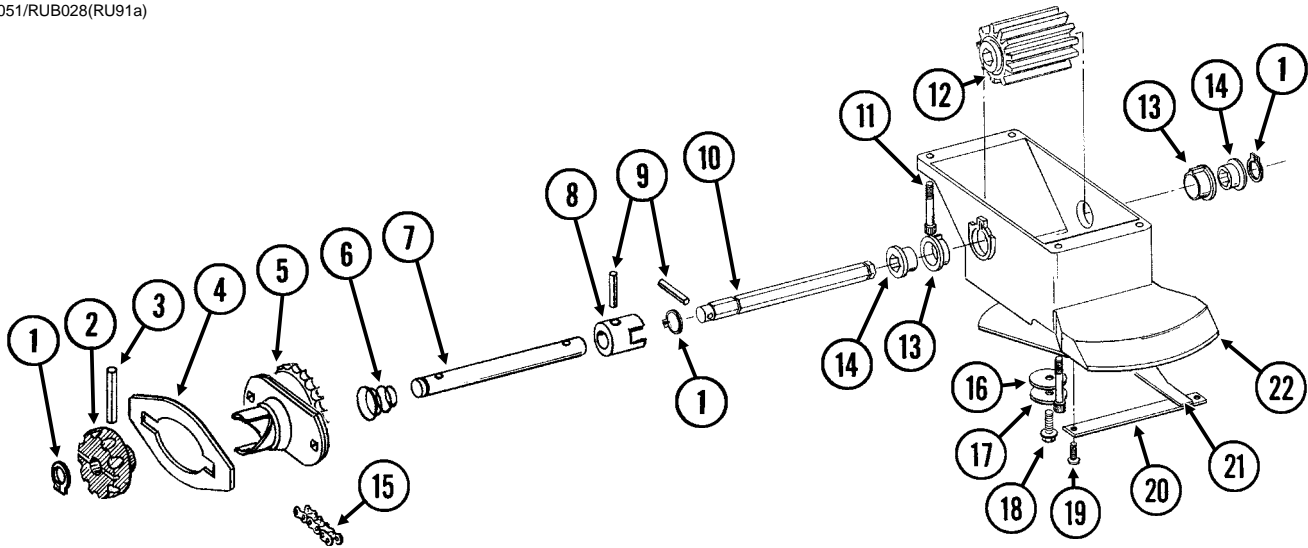
(A15475)



Granular Chemical Meter Drive Assembly (Electric Drive)

| ITEM | PART NO. | QTY. (Per Row) | DESCRIPTION |
|------|----------|-------------------|--|
| 1 | GA15473 | 1 | Step Motor, 3.5 AMP |
| 2 | GA15474 | 1 | Flow Sensor |
| 3 | GD22695 | 1 | Bearing Sleeve, 3/8" O.D. x 1/4" I.D. x 1/4" |
| 4 | GD22696 | 2 | Flange Bearing, 1/4" O.D. x 3/16" I.D. x 3/8" |
| 5 | GD29492 | 1 | Gear |
| 6 | GD29491 | 1 | Drive Shaft |
| 7 | GB0577 | 1 | Motor Cover |
| 8 | GD1512 | 2 | Cable Tie, 7 1/2" |
| 9 | GD28515 | 1 | O-Ring |
| 10 | G10260 | 2 | Hex Socket Head Cap Screw, 1/4"-20 x 1/2" |
| 11 | G11447 | 4 | Hex Button Head Cap Screw, #10-24 x 5/8" |
| 12 | GB0579 | 1 | Insecticide Impeller |
| 13 | G11445 | 4 | Hex Locknut, #10-24 |
| 14 | GD22694 | 1 | Insecticide Housing, R.H. |
| | GD22693 | - | Insecticide Housing, L.H. |
| 15 | G10261 | 4 | Hex Button Head Cap Screw, #10-32 x 3/8" |
| 16 | GA18814 | 1 | Insecticide Mount |
| 17 | GD27021 | 1 | Plate Sub-Mount |
| 18 | GR1292 | 6 | Hex Socket Button Head Cap Screw, No. 8-32 x 1/2" |
| 19 | G10531 | 4 | Wing Nut W/Nylon Insert, 1/4"-20 |
| 20 | G11202 | 6 | Lock Nut W/Nylon Insert, No. 8-32, Stainless Steel |
| 21 | G11687 | 1 | Spring Slot Pin |
| A | GA15475 | - | Granular Chemical Meter Assembly (Items 1-21) |

RUA051/RUB028(RU91a)



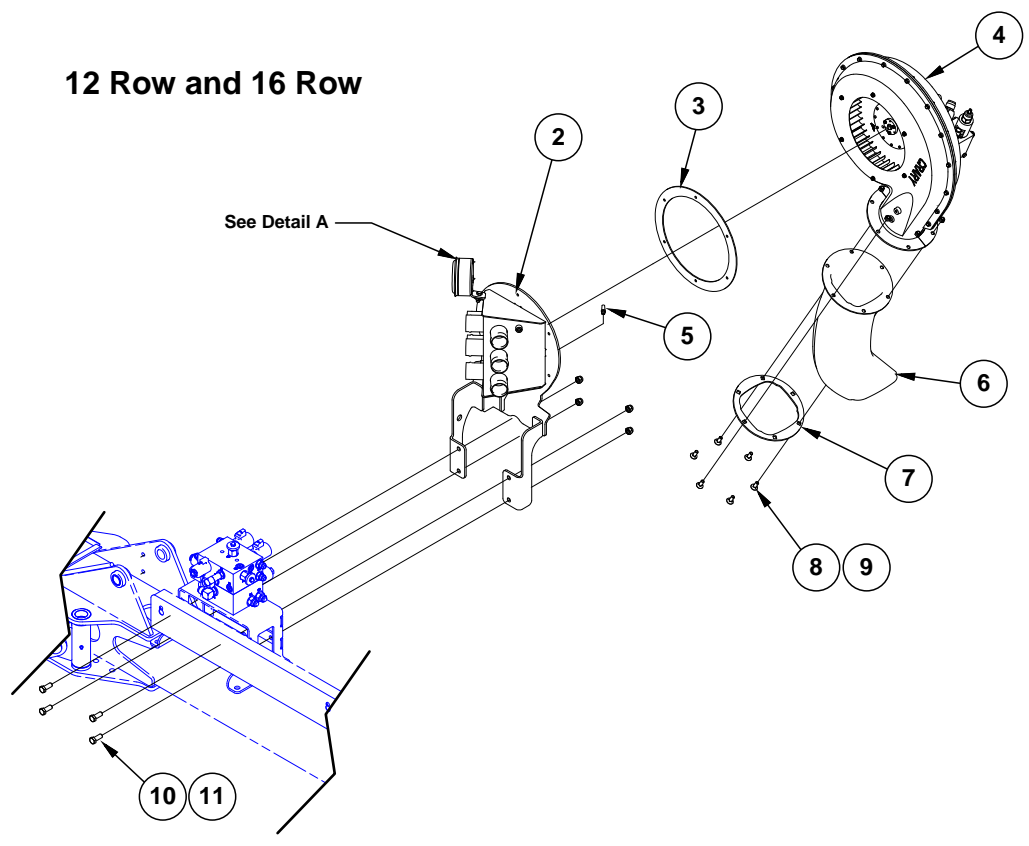
| ITEM | PART NO. | QTY. (Per Row) | DESCRIPTION |
|------|-----------|-------------------|---|
| 1 | G10567 | 3 | External Retaining Ring, 5/8" |
| 2 | GD11239 | 1 | Knob |
| 3 | G10602 | 1 | Spring Pin, 1/4" x 1 1/2" |
| 4 | --- | - | See "Granular Chemical Hopper and Hopper Panel Extension" on page P31 |
| 5 | GA8364 | 1 | Sprocket And Bearing, Drive Clutch, 24 Tooth |
| 6 | GD11413 | 1 | Spring |
| 7 | GD11240 | 1 | Shaft |
| 8 | GB0278 | 1 | Coupler |
| 9 | G10546 | 2 | Spring Pin, 3/16" x 1 1/4" |
| 10 | GD11297 | 1 | Shaft |
| 11 | G11793 | 4 | Hex Socket Head Cap Screw, No. 10-24 x 7/8" |
| 12 | GD7148 | 1 | Feed Roller, Hex Bore |
| 13 | GB0115 | 2 | Bearing |
| 14 | GD7258 | 2 | Hex Bushing |
| 15 | G3303-108 | 1 | Chain, No. 41, 108 Pitch Including Connector Link (Vacuum) |
| | G3303-114 | 1 | Chain, No. 41, 114 Pitch Including Connector Link (Mechanical) |
| | GR0196 | 1 | Connector Link, No. 41 |
| 16 | G10660 | 1 | Wave Washer, 1/2" |
| 17 | G11385 | 1 | Flat Washer, 1/4" SAE |
| 18 | G10570 | 1 | Slotted Hex Self-Tapping Screw, 1/4"-20 x 3/4" |
| 19 | G11073 | 2 | Slotted Hex Self-Tapping Screw, No. 10 x 3/8" |
| 20 | GD1061 | 1 | Support Strap |
| 21 | GD1063 | 1 | Metering Gate |
| 22 | GB0116 | 1 | Granular Housing |
| A | GA8326 | - | Granular Chemical Meter Complete (Items 1, 9, 10, 12-14, and 16-22) |
| B | GA8366 | - | Granular Chemical Meter Clutch (Items 1-3 and 5-9) |

This page left blank intentionally.

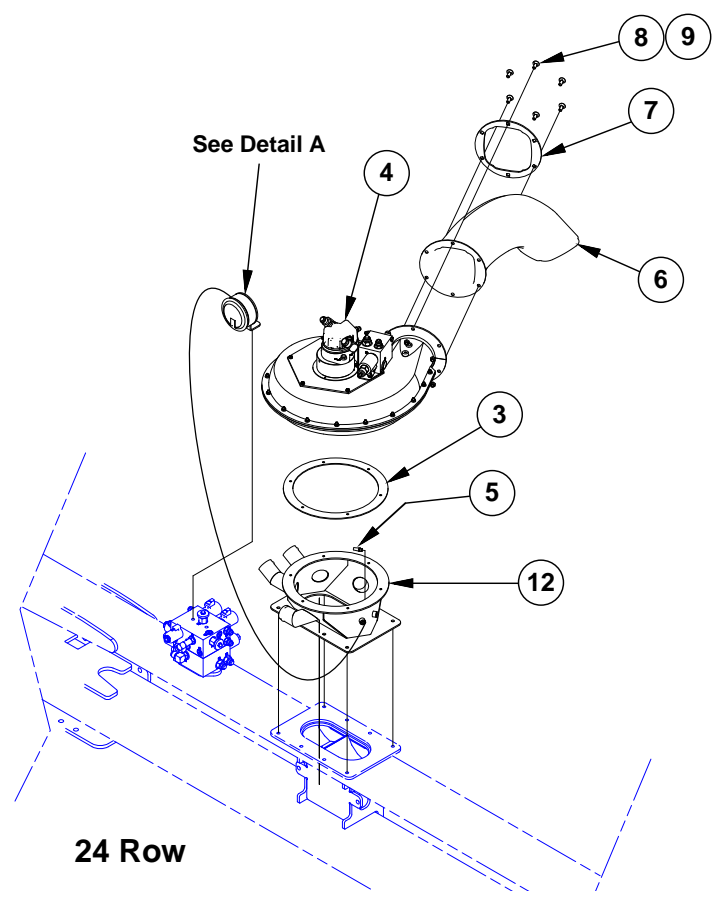
(A17832)

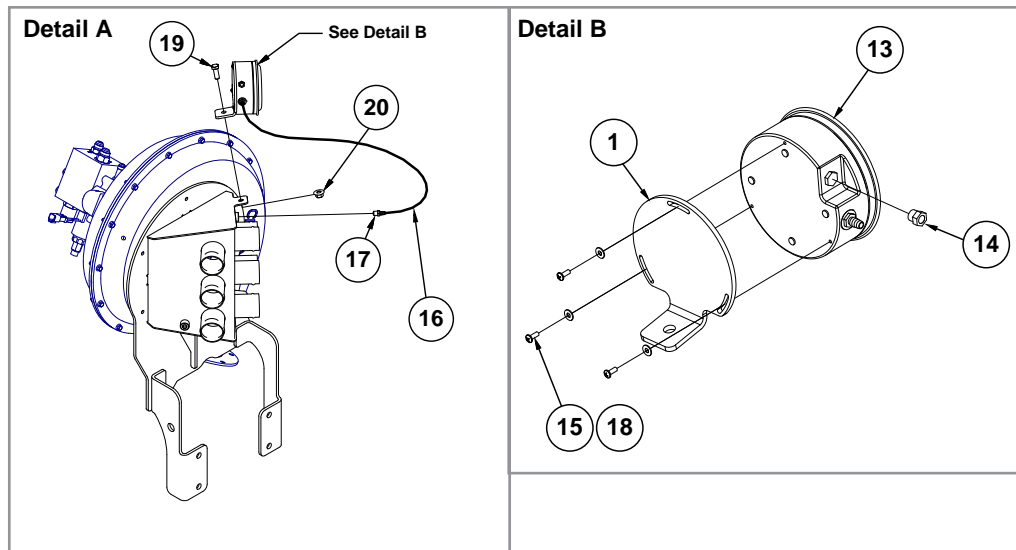
[See "Bulk Fill Sensor and Vacuum Sensor \(KPM III/ISOBUS\)" on page P279](#)

12 Row and 16 Row



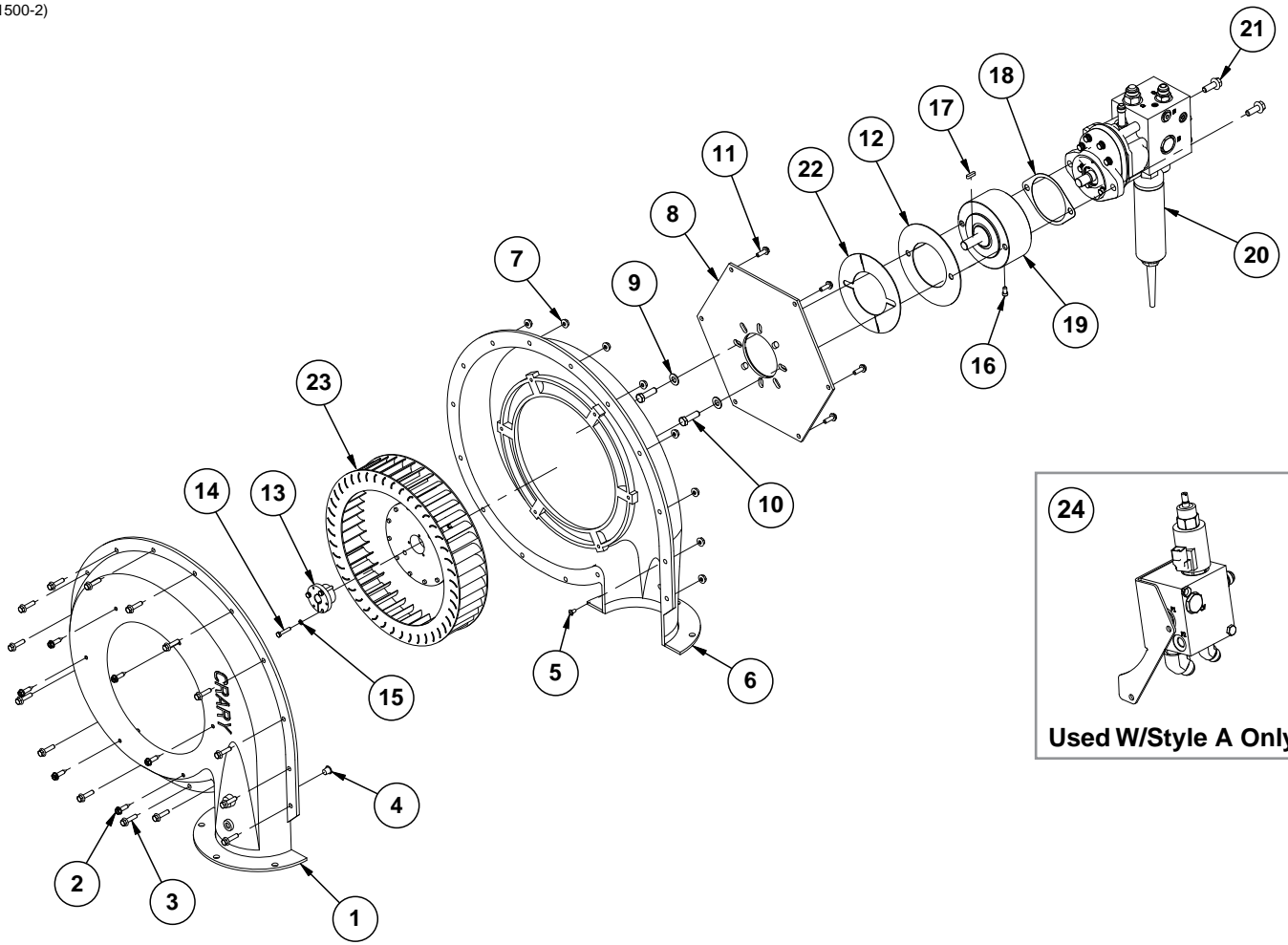
24 Row






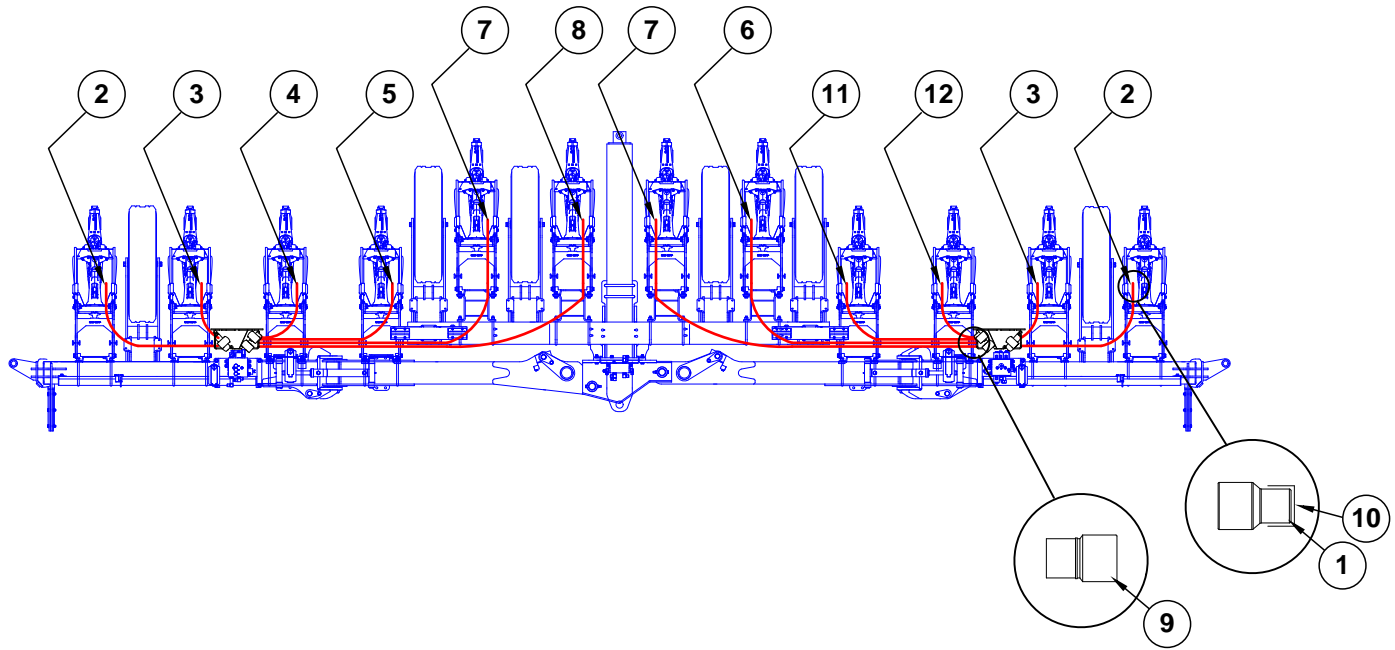
| ITEM | PART NO. | QTY. | DESCRIPTION |
|------|--------------------|--------|---|
| 1 | GD31326 | 2 | Mount |
| 2 | GA21489 GA21490 | 1 - | L.H. Side Manifold, 12 Row and 16 Row R.H. Side Manifold, 12 Row and 16 Row |
| 3 | GD26697 | - | Fan Gasket |
| 4 | --- | 2 | See "Vacuum Fan Assembly" on page P47 |
| 5 | GA19018 | 2 | Air Filter, 1/8" NPT |
| 6 | GD27094 GD27093 | 2 2 | Vertical Mounting Fan Exhaust Diffuser, 12 Row and 16 Row Horizontal Mounting Fan Exhaust Diffuser, 24 Row |
| 7 | GD27181 | 2 | Fan Diffuser Gasket |
| 8 | G10305 | 12 | Carriage Bolt, 3/8"-16 x 1" |
| 9 | G10108 | 12 | Lock Nut, 3/8"-16 |
| 10 | G10111 | 8 | Lock Nut, 1/2"-13 |
| 11 | G10037 | 8 | Hex Head Cap Screw, 1/2"-13 X 1 1/4" |
| 12 | GA18425 | 2 | Vacuum Manifold |
| 13 | GA10765 | 2 | Analog Vacuum Gauge W/Hose Barb |
| 14 | GA10799 | 2 | Breather, 1/8" Male NPT |
| 15 | G11347 | 6 | Phillips Pan Head Machine Screw, No. 6-32 x 3/8", Grade 2 |
| 16 | GD15849-01 | 1 | Clear Tube, 5/16" x 23 1/4" |
| 17 | GR1777 | 1 | Hose Barb, 1/8" Male NPT To 3/16" Barb |
| 18 | G11552 | 3 | Flat Washer, #6 |
| 19 | G10001 | 1 | Hex Head Cap Screw, 3/8"-16 x 1" |
| 20 | G11091 | 1 | Serrated Flange Nut, 3/8"-16 |

(IP1500-2)



| ITEM | PART NO. | QTY. | DESCRIPTION |
|------|----------|------|--|
| 1 | GR1970 | 1 | Flanged Outer Case |
| 2 | G11644 | 6 | Slotted Hex Non-Serrated Flange Tapping Screw, ¼"-20 x 1" |
| 3 | G11409 | 15 | Hex Serrated Flanged Cap Screw, ¼"-20 x 1" |
| 4 | GR1979 | 2 | Plastic Plug, 7/16" |
| 5 | GR1978 | 1 | Plastic Plug, ¼" |
| 6 | GR1971 | 1 | Flanged Inner Case |
| 7 | G10621 | 15 | Serrated Flange Nut, ¼"-20 |
| 8 | GR1969 | 1 | Backing Plate |
| 9 | G11387 | 2 | Flat Washer, 3/8" SAE |
| 10 | G10004 | 2 | Hex Head Cap Screw, 3/8"-16 x 1¼" |
| 11 | G10988 | 6 | Hex Non-Serrated Flange Cap Screw, ¼"-20 x ¾" |
| 12 | GD25644 | 1 | Cover Plate |
| 13 | GR1961 | 1 | Bushing, 5/8" |
| 14 | G11518 | 3 | Hex Head Machine Screw, #10-24 x 1" |
| 15 | G10257 | 3 | Lock Washer, No. 10 |
| 16 | GD31305 | 1 | Plug |
| 17 | GD21300 | 1 | Key |
| 18 | GD30882 | 1 | 2-Bolt Mount Gasket |
| 19 | GA15452 | 1 | Overhung Load Adapter Assembly |
| 20 | GA20065 | 1 | See "Vacuum Fan Hydraulic Components (Style B)" on page P218 |
| 21 | G11124 | 2 | Hex Serrated Flange Cap Screw, 3/8"-16 x 1" |
| 22 | GR1968 | 1 | Cover Plate |
| 23 | GR2109 | 1 | Impeller |
| 24 | --- | - | See "Vacuum Fan Hydraulic Components (Style A)" on page P217 |
| A | GA17880 | - | ASD Fan (Flanged) (Includes Items 1, 3-8, 11, and 22-23) |

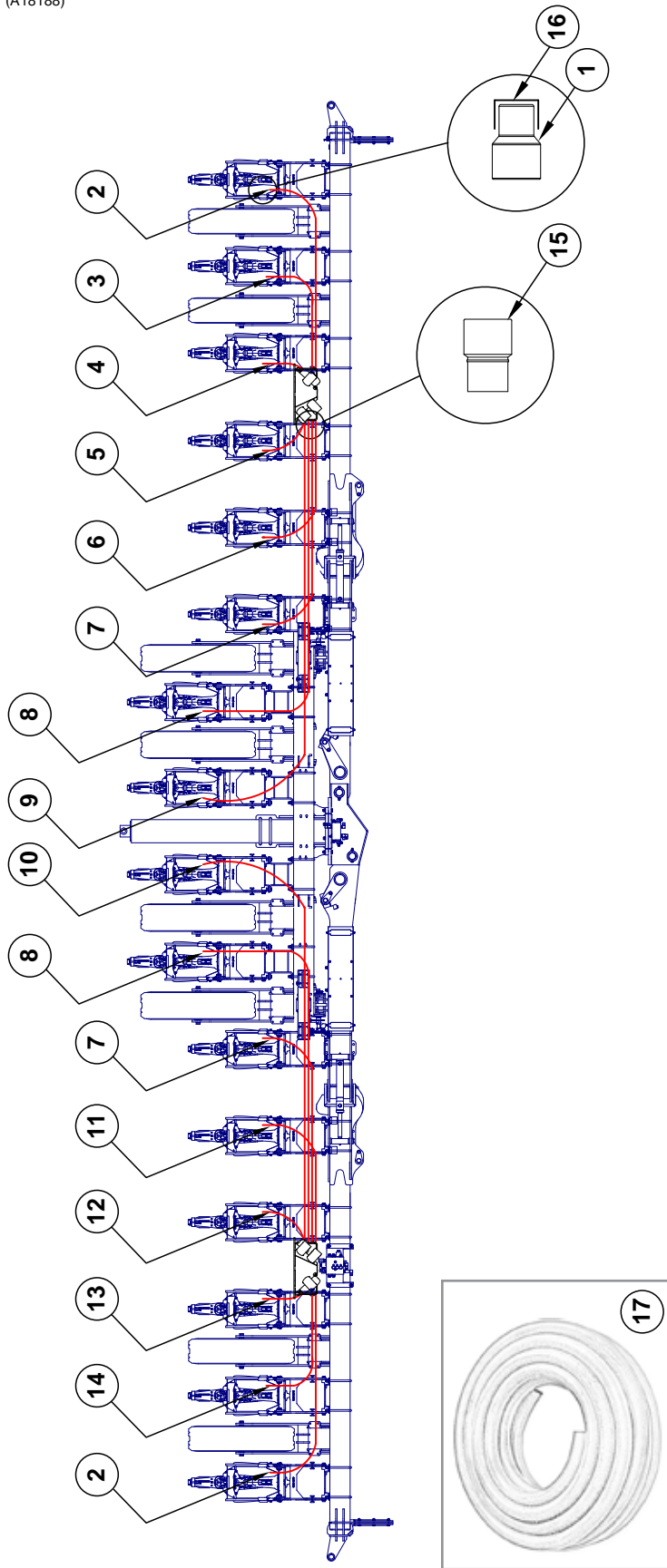
(A18189)



| ITEM | PART NO. | QTY. | DESCRIPTION |
|------|------------|------|------------------------------|
| 1 | GB0827 | 12 | Vacuum Reducer, 2" to 1 3/4" |
| 2 | *D15792-17 | 2 | Hose, 2" x 80" |
| 3 | *D15792-22 | 2 | Hose, 2" x 58" |
| 4 | *D15792-25 | 1 | Hose, 2" x 63" |
| 5 | *D15792-35 | 1 | Hose, 2" x 84" |
| 6 | *D15792-33 | 1 | Hose, 2" x 224" |
| 7 | *D15792-34 | 2 | Hose, 2" x 212" |
| 8 | *D15792-36 | 1 | Hose, 2" x 194" |
| 9 | GD14627 | 12 | Coupler, 2" |
| 10 | G11147 | 16 | Cap, 2" |
| 11 | *D15792-11 | 1 | Hose, 2" x 70" |
| 12 | *D15792-07 | 1 | Hose, 2" x 65" |
| 13 | GD15792-18 | - | Vacuum Hose, 2" x 50' |

*Hose not stocked by Kinze repair parts, but is available in bulk (GD15792-18).

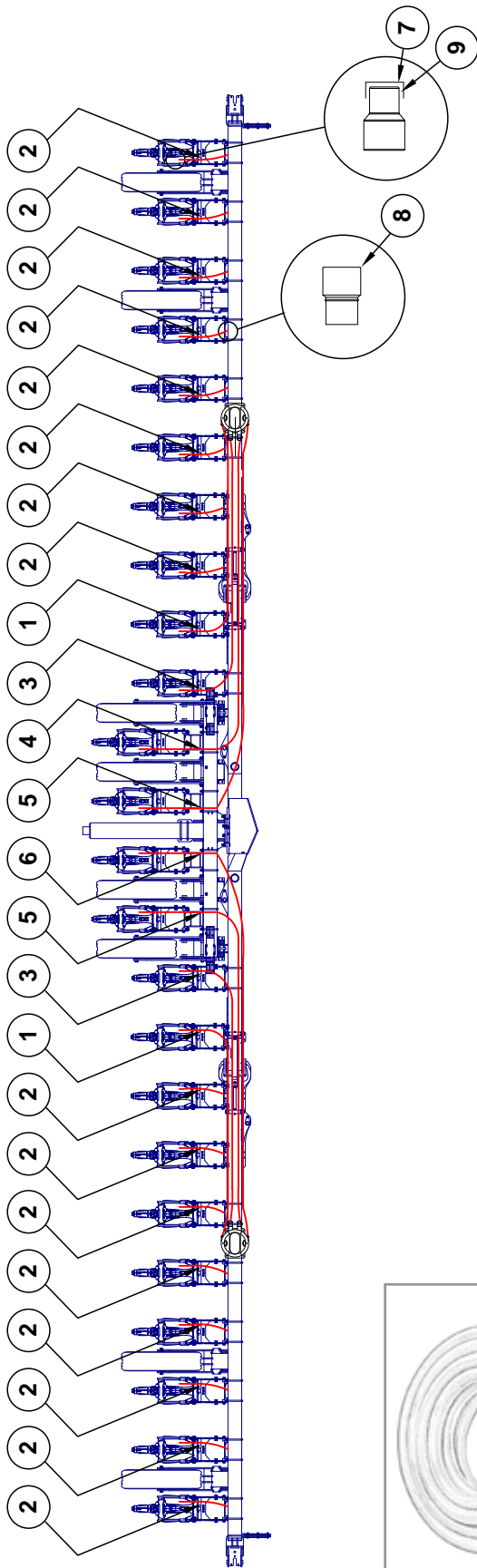
(A18188)



| ITEM | PART NO. | QTY. | DESCRIPTION |
|------|------------|------|------------------------------|
| 1 | GB0827 | 16 | Vacuum Reducer, 2" to 1 3/4" |
| 2 | *D15792-39 | 2 | Hose, 2" x 116" |
| 3 | *D15792-49 | 1 | Hose, 2" x 88" |
| 4 | *D15792-21 | 1 | Hose, 2" x 52" |
| 5 | *D15792-11 | 1 | Hose, 2" x 70" |
| 6 | *D15792-48 | 1 | Hose, 2" x 77" |
| 7 | *D15792-43 | 2 | Hose, 2" x 110" |
| 8 | *D15792-50 | 2 | Hose, 2" x 70" |
| 9 | *D15792-34 | 1 | Hose, 2" x 212" |
| 10 | *D15792-42 | 1 | Hose, 2" x 220" |
| 11 | *D15792-17 | 1 | Hose, 2" x 80" |
| 12 | *D15792-16 | 1 | Hose, 2" x 55" |
| 13 | *D15792-22 | 1 | Hose, 2" x 58" |
| 14 | *D15792-40 | 1 | Hose, 2" x 93" |
| 15 | GD14627 | 16 | Coupler, 2" |
| 16 | G11147 | 16 | Cap, 2" |
| 17 | GD15792-18 | - | Vacuum Hose, 2" x 50' |

*Hose not stocked by Kinze repair parts, but is available in bulk (GD15792-18).

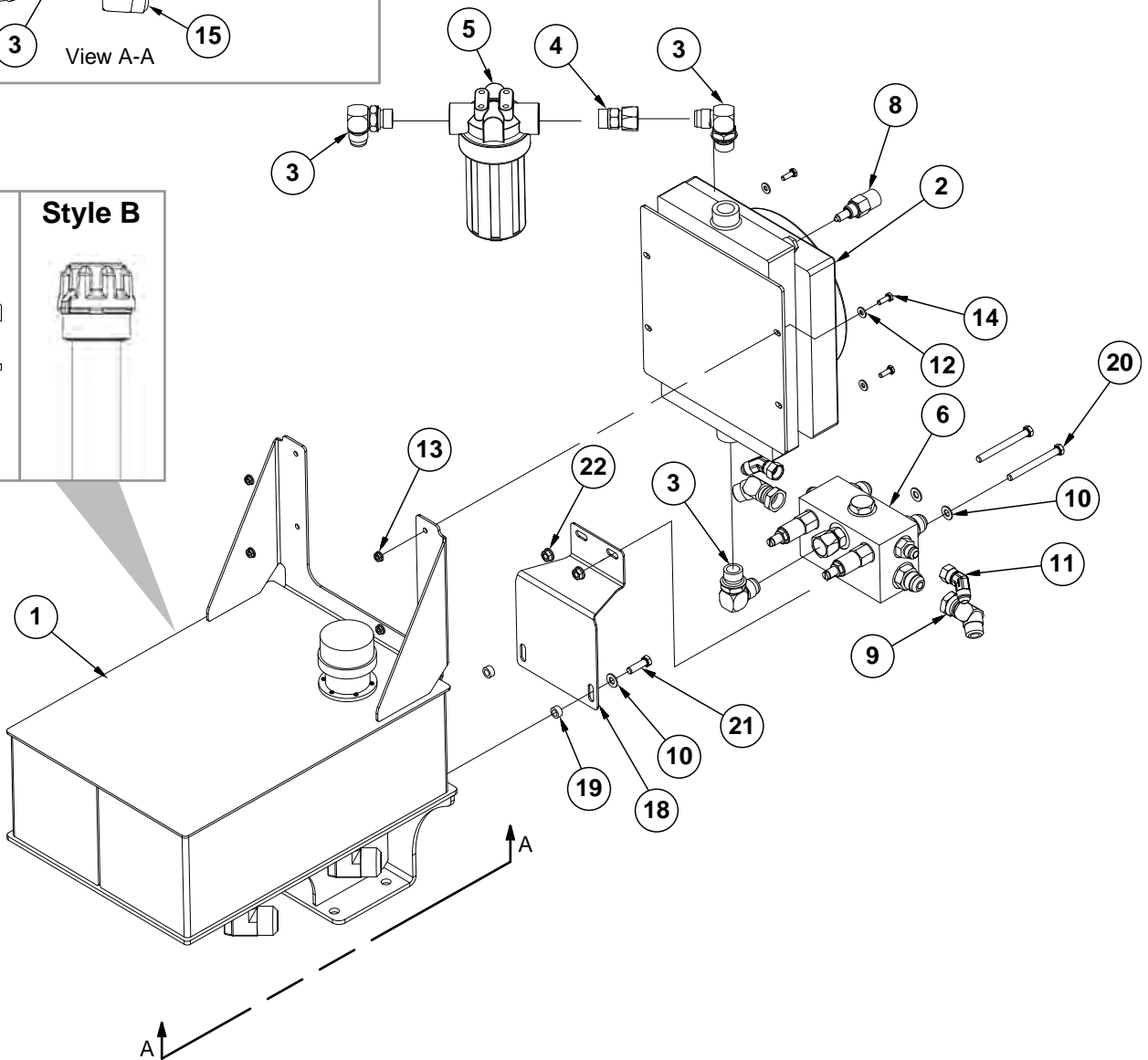
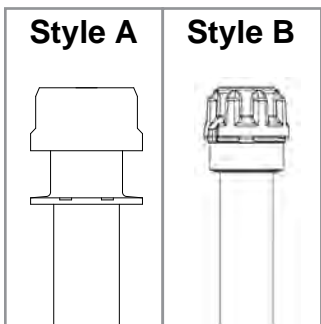
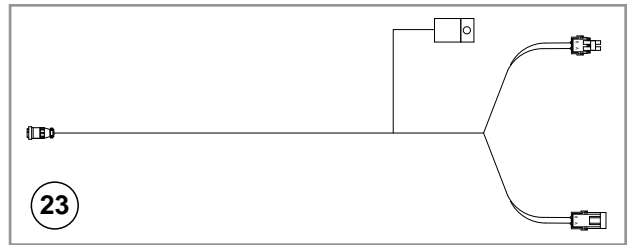
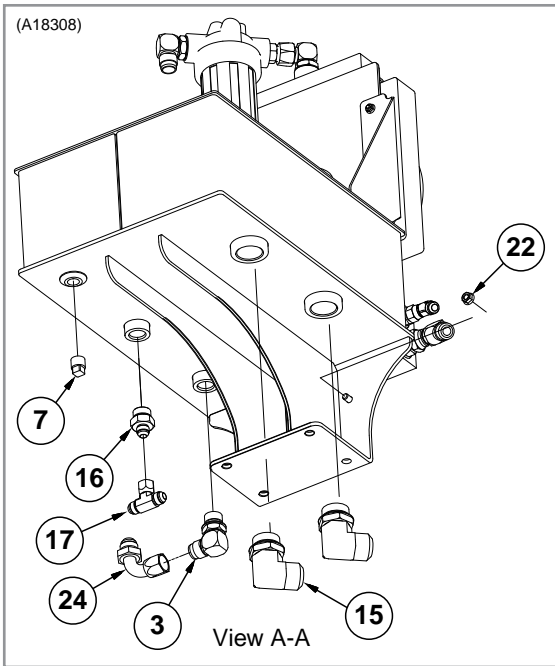
(A18187)



| ITEM | PART NO. | QTY. | DESCRIPTION |
|------|------------|------|------------------------------|
| 1 | *D15792-44 | 2 | Hose, 2" x 142" |
| 2 | *D15792-24 | 16 | Hose, 2" x 40" |
| 3 | *D15792-38 | 2 | Hose, 2" x 160" |
| 4 | *D15792-47 | 1 | Hose, 2" x 298" |
| 5 | *D15792-46 | 2 | Hose, 2" x 286" |
| 6 | *D15792-31 | 1 | Hose, 2" x 278" |
| 7 | GB0827 | 24 | Vacuum Reducer, 2" to 1 3/4" |
| 8 | GD14627 | 24 | Coupler, 2" |
| 9 | G11147 | 24 | Cap, 2" |
| 10 | GD15792-18 | - | Vacuum Hose, 2" x 50' |

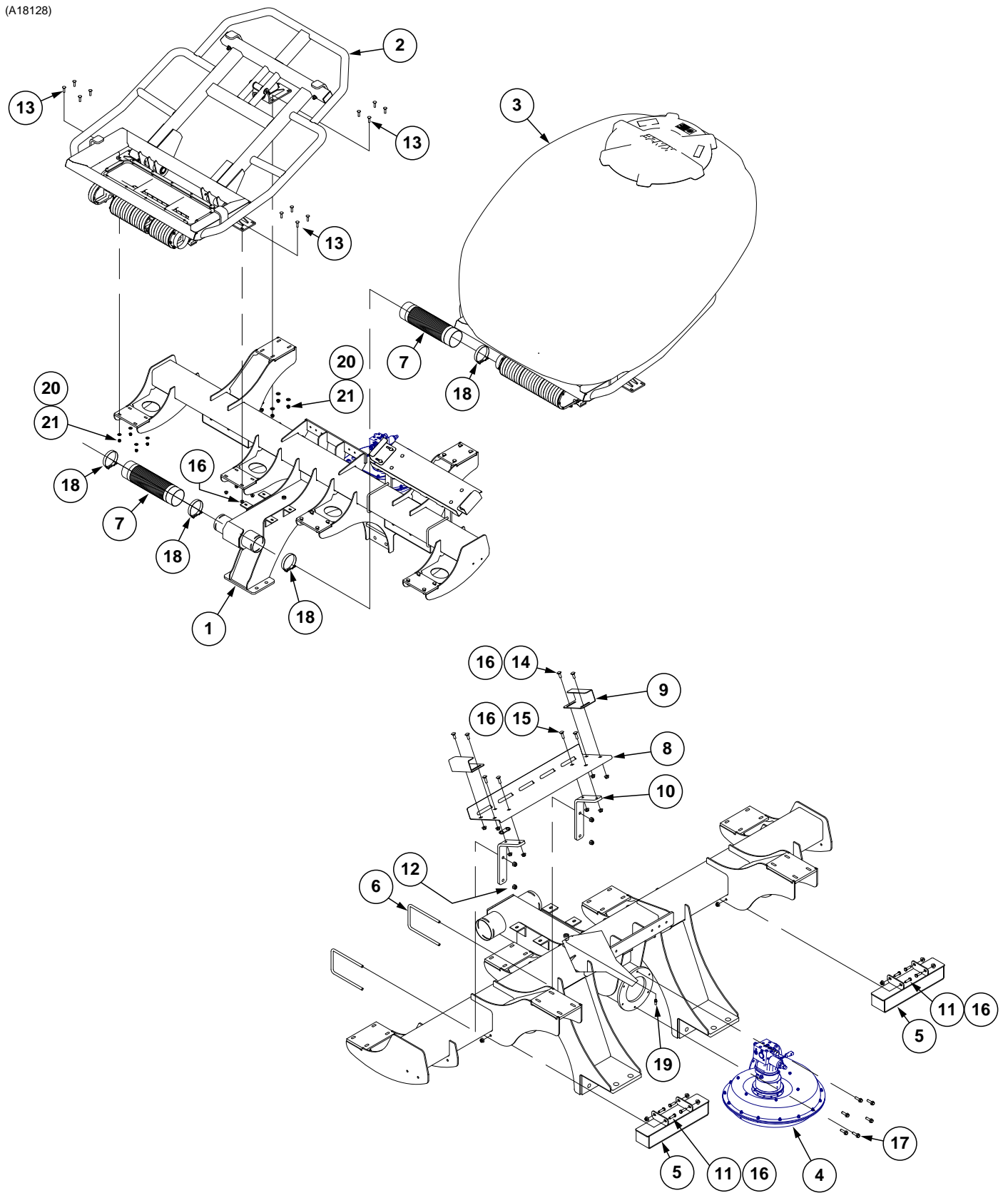
*Hose not stocked by Kinze repair parts, but is available in bulk (GD15792-18).

This page left blank intentionally.



| ITEM | PART NO. | QTY. | DESCRIPTION |
|------|-------------|------|--|
| 1 | GA18310 | 1 | 8 Gallon Tank |
| | GR1834 | - | Raised Filler Breather, Style A |
| | GR2218 | - | Breather Cap, Style B |
| 2 | GA17113 | 1 | Fan and Cooler |
| | GR2180 | - | Fan Shroud |
| | GR2181 | - | 9" Fan Assembly |
| 3 | G6801-12 | 4 | Elbow W/O-Ring, 90°, 1 $\frac{1}{16}$ "-12 Male JIC To O-Ring |
| | GR1467 | - | O-Ring |
| 4 | G6402-12-12 | 1 | Connector, 1 $\frac{1}{16}$ " 12 Female JIC |
| 5 | GA17114 | 1 | Filter Assembly |
| | GA18857 | - | Filter Element |
| 6 | --- | 1 | See "Hydraulic Valve Block on Vacuum Fan Reservoir" on page P211 |
| 7 | G11602 | 1 | Pipe Plug, 1/2" |
| 8 | GA17115 | 1 | Tempature Sensor |
| 9 | G6502-12 | 2 | Swivel Elbow, 45°, 1 $\frac{1}{16}$ "-12 Male JIC To Female |
| 10 | G11387 | 4 | Flat Washer, 3/8" SAE |
| 11 | G6502-08 | 2 | Swivel Elbow, 45°, 3/4"-16 Male JIC To Female |
| 12 | G11385 | 4 | Flat Washer, 1/4" SAE |
| 13 | G11474 | 4 | Serrated Flange Nut, 1/4"-20 |
| 14 | G10023 | 4 | Hex Head Cap Screw, 1/4"-20 x 3/4" |
| 15 | G6801-20 | 2 | Elbow W/O-Ring, 90°, 1 $\frac{5}{16}$ "-12 Male JIC To O-Ring |
| 16 | G6400-08-12 | 1 | Connector, W/O-Ring, 3/4"-16 Male JIC to 1 $\frac{1}{16}$ "-12 O-Ring |
| 17 | G6600-08 | 1 | Swivel Tee, 3/4"-16 JIC |
| 18 | GD26517 | 1 | Hydraulic Block Mount |
| 19 | GD2971-15 | 2 | Sleeve, 5/16" Long |
| 20 | G10326 | 2 | Hex Head Cap Screw, 3/8"-16 x 3 $\frac{3}{4}$ " |
| 21 | G10004 | 2 | Hex Head Cap Screw, 3/8"-16 x 1 $\frac{1}{4}$ " |
| 22 | G10622 | 4 | Serrated Flange Nut, 3/8"-16 |
| 23 | GA20283 | - | PTO Reservoir Fan Wire Harness |
| | GA20281 | - | Relay |
| | GD6291 | - | Insulated Clamp, 3/8" |
| 24 | G6701-12 | 1 | Elbow, 90°, 1 $\frac{1}{16}$ "-12 JIC |

(A18128)

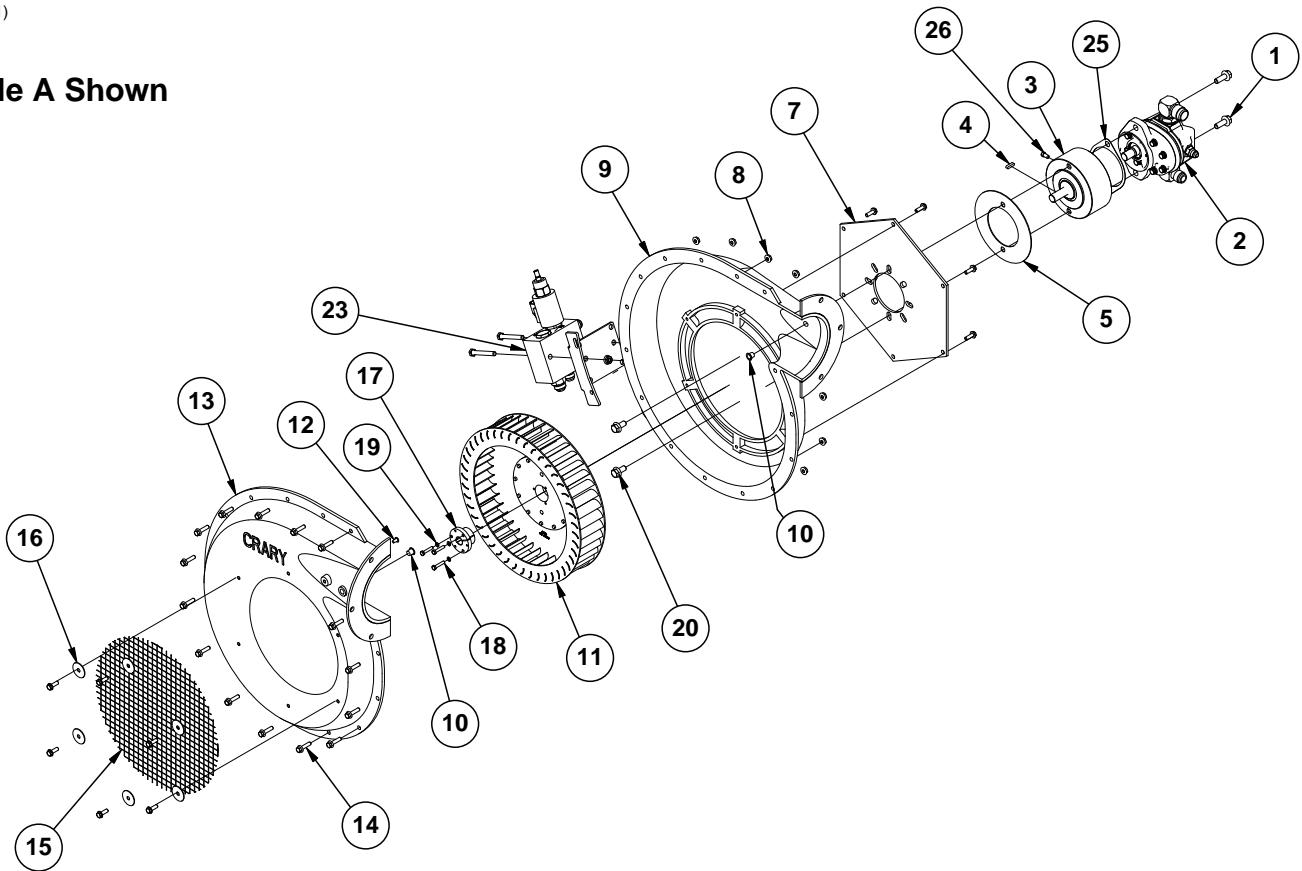


View A (Tank Assemblies Not Shown)

| ITEM | PART NO. | QTY. | DESCRIPTION |
|------|--------------------|--------|--|
| 1 | GA17471 GA16888 | 1 - | 40 Bushel Bulk Fill Tank Mount 55 Bushel Bulk Fill Tank Mount |
| 2 | --- | 1 | See "Bulk Fill Tank Assembly" on page P61 |
| 3 | --- | 1 | See "Bulk Fill Tank Assembly" on page P61 |
| 4 | --- | - | See "Bulk Fill Fan Assembly" on page P57 |
| 5 | GA17576 | 2 | Hose Support |
| 6 | GD8306 | 2 | U-Bolt, 7" x 5" x 1/2"-13 |
| 7 | GD19659-04 | 2 | Black Hose, 4 1/2" x 16" |
| 8 | GD20194 | 1 | Clean Out Chute Plate |
| 9 | GD20196 | 2 | Clean Out Chute Clip |
| 10 | GD26509 | 2 | Mounting Bracket |
| 11 | G10004 | 8 | Hex Head Cap Screw, 3/8"-16 x 1 1/4" |
| 12 | G10111 | 4 | Lock Nut, 1/2"-13 |
| 13 | G10301 | 24 | Carriage Bolt, 3/8"-16 x 1 1/2" |
| 14 | G10305 | 4 | Carriage Bolt, 3/8"-16 x 1" |
| 15 | G10599 | 4 | Carriage Bolt, 3/8"-16 x 1 1/4" |
| 16 | G11091 | 16 | Serrated Flange Nut, 3/8"-16 |
| 17 | G11204 | 6 | Flanged Whiz Lock Screw, 3/8"-16 x 1 1/4", Serrated |
| 18 | G11360 | 4 | T-Bolt Hose Clamp, 4 1/2" |
| 19 | GA19018 | 1 | Air Filter, 1/8" NPT |
| 20 | G11387 | 24 | Flat Washer, 3/8" SAE |
| 21 | G10108 | 24 | Lock Nut, 3/8"-16 |

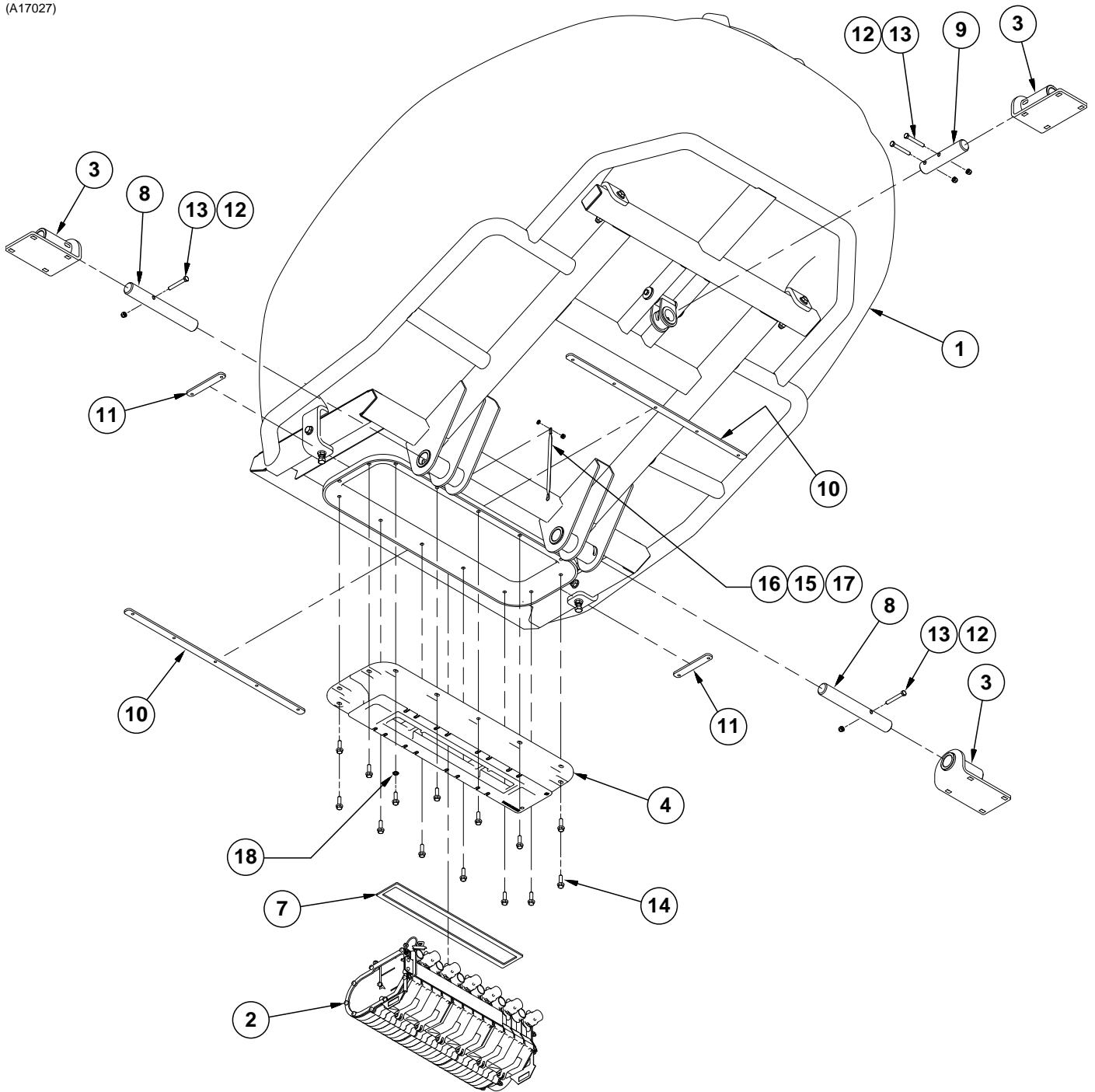
(IP1441)

Style A Shown



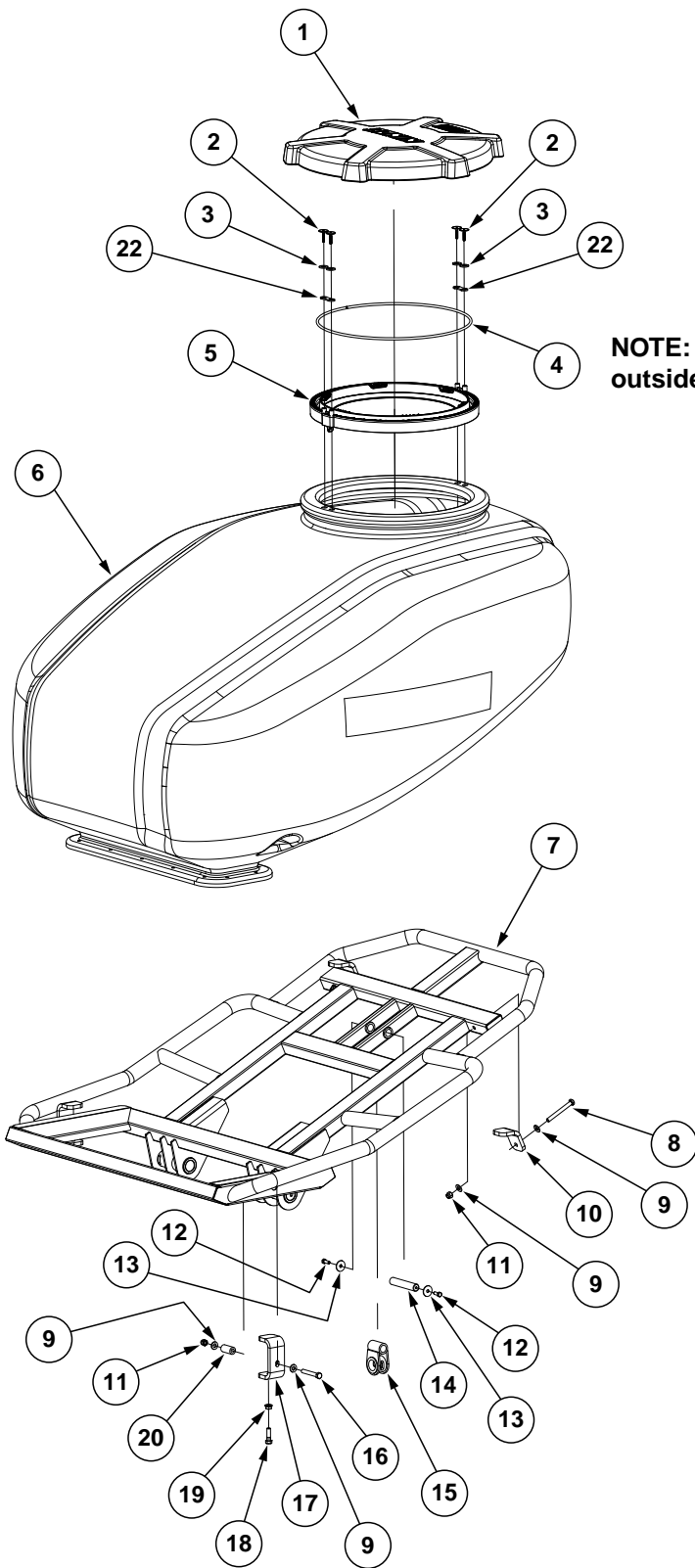
| ITEM | PART NO. | QTY. | DESCRIPTION |
|------|----------|------|--|
| 1 | G11124 | 2 | Hex Serrated Flange Cap Screw, 3/8"-16 x 1" |
| 2 | --- | 1 | See "Bulk Fill Hydraulic Components (Style A)" on page P212 See "Bulk Fill Hydraulic Components (Style B)" on page P213 |
| 3 | GA15452 | 1 | Overhurd Load Adapter |
| 4 | GD21300 | 1 | Key |
| 5 | GD25644 | 1 | Cover Plate |
| 6 | GR1968 | 1 | Cover Plate |
| 7 | GR1969 | 1 | Backing Plate |
| 8 | G10621 | 15 | Serrated Flange Nut, 1/4"-20 |
| 9 | GR1971 | 1 | Flanged Inner Case |
| 10 | GR1979 | 2 | Plastic Plug, 7/16" |
| 11 | GR2109 | 1 | Impeller |
| 12 | GR1978 | 1 | Plastic Plug, 1/4" |
| 13 | GR1970 | 1 | Flanged Outer Case |
| 14 | G11409 | 15 | Hex Serrated Flanged Cap Screw, 1/4"-20 x 1" |
| 15 | GR1967 | 1 | Screen |
| 16 | GR1977 | 6 | Fender Washer, 1/4" |
| 17 | GR1961 | 1 | Bushing, 5/8" |
| 18 | G11518 | 3 | Hex Head Machine Screw, #10-24 x 1" |
| 19 | G10257 | 3 | Lock Washer, No. 10 |
| 20 | G11123 | 2 | Hex Serrated Flange Cap Screw, 3/8"-16 x 3/4" |
| 21 | --- | - | --- |
| 22 | --- | - | --- |
| 23 | --- | - | See "Bulk Fill Hydraulic Components (Style A)" on page P212 |
| 24 | --- | - | --- |
| 25 | GD30882 | 1 | 2-Bolt Mount Gasket |
| 26 | GD31305 | 1 | Plug |
| - | GA14573 | 1 | Bulk Fill Fan (Flanged) (Includes Items 6-16) |

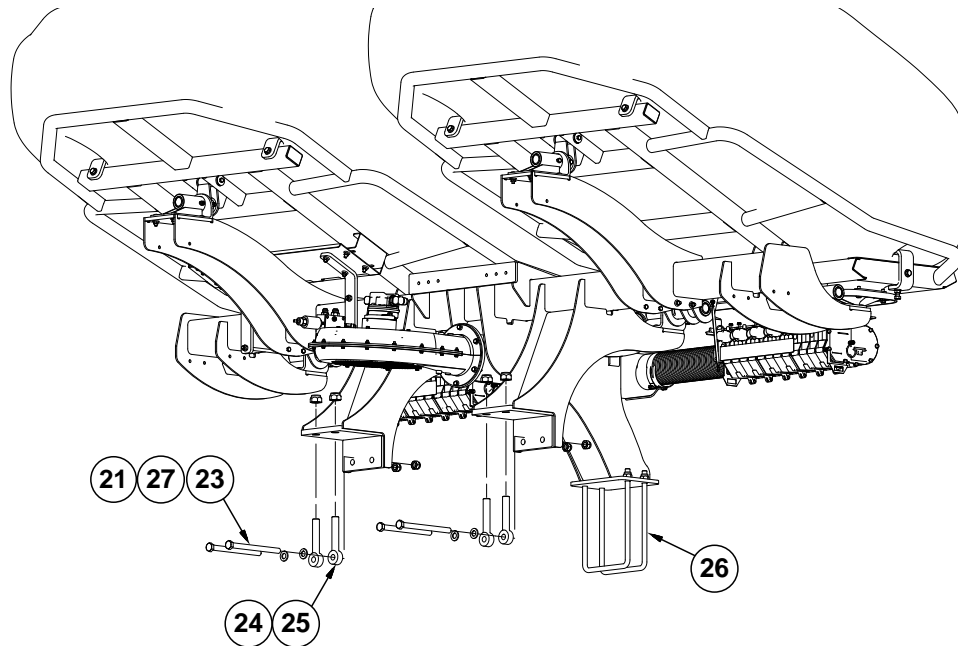
(A17027)



| ITEM | PART NO. | QTY. | DESCRIPTION |
|------|------------|------|---|
| 1 | --- | - | See "Bulk Fill Tank Assembly" on page P61 |
| 2 | --- | - | See "Entrainer Assembly" on page P67 |
| 3 | GA14041 | 3 | Bulk Fill Tank Mount |
| 4 | GB0634 | 1 | Bulk Fill Entrainment Mount |
| 5 | GD19690-03 | 1 | Ribbon Sealer, 6.5' |
| 6 | GD19690-04 | 1 | Ribbon Sealer, 7' |
| 7 | GD19893 | 1 | Bulk Fill Tank Mount Gasket |
| 8 | GD20035 | 2 | Pin, 1½" x 11¼" |
| 9 | GD20036 | 1 | Pin, 1½" x 7" |
| 10 | GD20922 | 2 | Entrainer Mount Tap Block, Long |
| 11 | GD20923 | 2 | Entrainer Mount Tap Block, Short |
| 12 | G10108 | 4 | Lock Nut, ⅜"-16 |
| 13 | G10325 | 4 | Hex Head Cap Screw, ⅜"-16 x 2¾" |
| 14 | G11204 | 14 | Flanged Whiz Lock Screw, ⅜"-16 x 1¼", Serrated |
| 15 | G11249 | 1 | External Tooth Washer, ¼" |
| 16 | GD27607 | 1 | Ground Strap |
| 17 | G11528 | 1 | Hex Nut W/External Tooth Washer, ¼"-20 |
| 18 | G10529 | 1 | External Tooth Lock Washer, ⅜" |

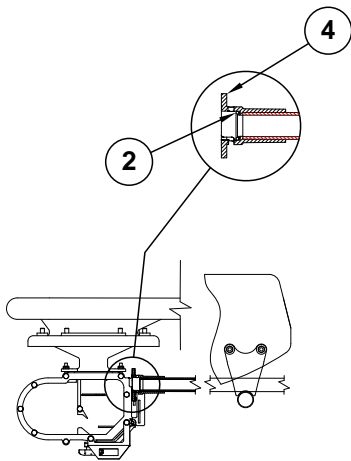
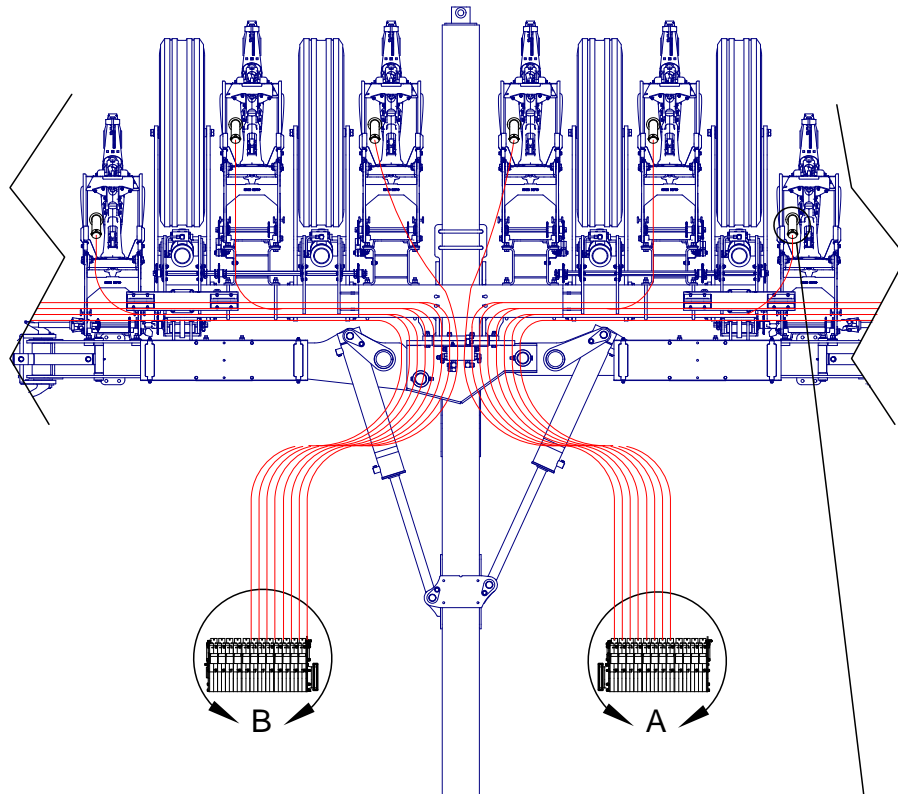
(IP1460)



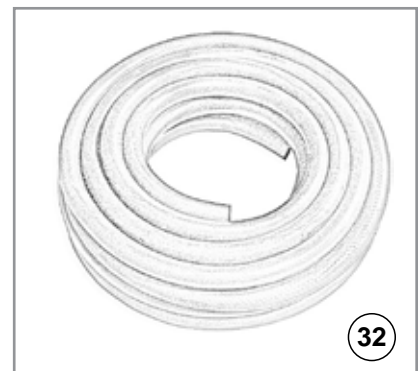
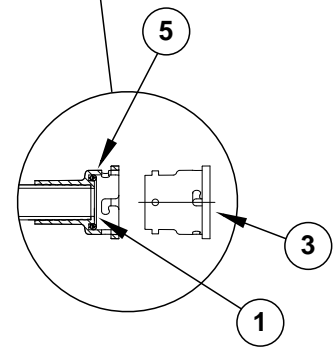


| ITEM | PART NO. | QTY. | DESCRIPTION |
|------|------------|------|--|
| 1 | GB0673 | 1 | Bulk Fill Tank Lid |
| | GD24879-01 | - | Rope Tether, 36" |
| | G11386 | - | Flat Washer, 5/16" SAE |
| 2 | GD24753 | 4 | Hex Socket Head Machine Screw, 1/4"-20 x 1 1/2", Grade 2 |
| 3 | GD24754 | 4 | Foam Seal |
| 4 | GD24385-01 | 1 | Ribbon Sealer, 66 1/2" |
| 5 | GA16997 | 1 | Bulkfill Lid Seal |
| 6 | GD24563 | 1 | 40 Bushel Bulk Fill Tank, 12 Row |
| | GD24564 | - | 55 Bushel Bulk Fill Tank, 16 Row and 24 Row |
| 7 | GA17032 | 1 | 40 Bushel Bulk Fill Cradle, 12 Row |
| | GA17033 | - | 55 Bushel Bulk Fill Cradle, 16 Row and 24 Row |
| 8 | G10045 | 2 | Hex Head Cap Screw, 1/2"-13 x 4 1/2" |
| 9 | G11389 | 8 | Flat Washer, 1/2" Plated SAE |
| 10 | GD24695 | 2 | Rear Tank Clip |
| 11 | G10974 | 4 | Lock Nut W/Nylon Insert, 1/2"-13 |
| 12 | G10001 | 2 | Hex Head Cap Screw, 3/8"-16 x 1" |
| 13 | G10201 | 2 | Special Washer, 3/8" x 1 1/2" O.D. |
| 14 | GD20037 | 1 | Pin, 1" x 5 3/8" |
| 15 | GA14040 | 1 | Rear Tank Mount, 12 Row |
| | GA17034 | - | Rear Tank Mount, 16 Row and 24 Row |
| 16 | G10033 | 2 | Hex Head Cap Screw, 1/2"-13 x 3 1/2" |
| 17 | GD24693 | 2 | Side Tank Clip |
| 18 | G11519 | 2 | Hex Head Cap Screw, 1/2"-13 x 1 3/4" |
| 19 | G10071 | 2 | Serrated Flange Nut, 1/2"-13 |
| 20 | GD4887-27 | 2 | Sleeve, 1" O.D. x .562 I.D. x 2" |
| 21 | G10112 | 4 | Lock Nut, 3/4"-10 |
| 22 | GB0905 | 2 | Lid Seal Ring Spacer |
| 23 | G10477 | 4 | Hex Head Cap Screw, 3/4"-10 x 10" |
| 24 | G11108 | 4 | Lock Nut, 1"-14 |
| 25 | GD27165 | 4 | Eye Bolt, 1"-14 x 6" |
| 26 | GD25235 | 2 | U-Bolt, 8" x 12" x 3/4"-10, 12 Row and 16 Row |
| | GD25499 | 2 | U-Bolt, 8" x 16" x 3/4"-10, 24 Row |
| | G10112 | 4 | Lock Nut, 3/4"-10 |
| 27 | G11392 | 4 | Flat Washer, 3/4" SAE |

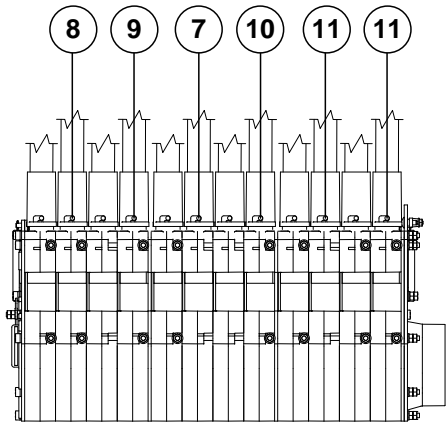
(A18185)



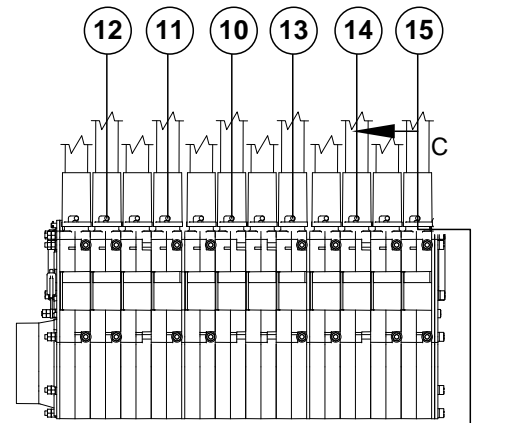
Section C-C (2 Places)



12 Row

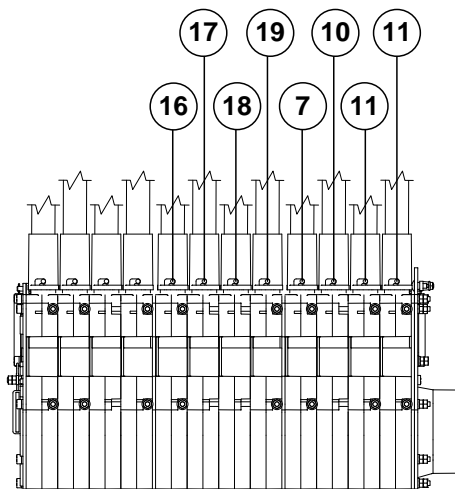


Detail B (R.H. Entrainer)

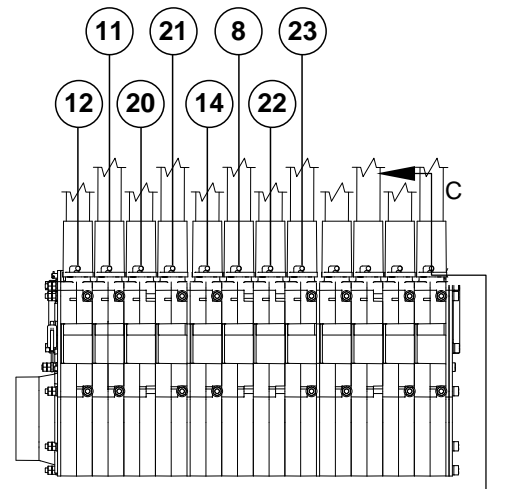


Detail A (L.H. Entrainer)

16 Row

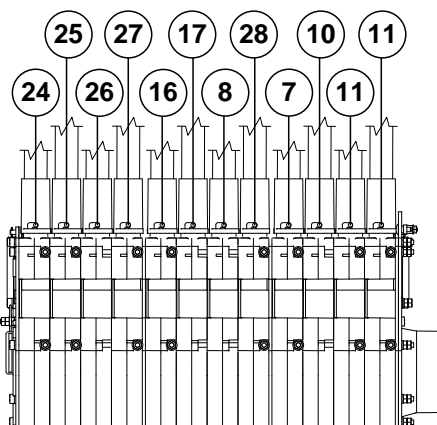


Detail B (R.H. Entrainer)

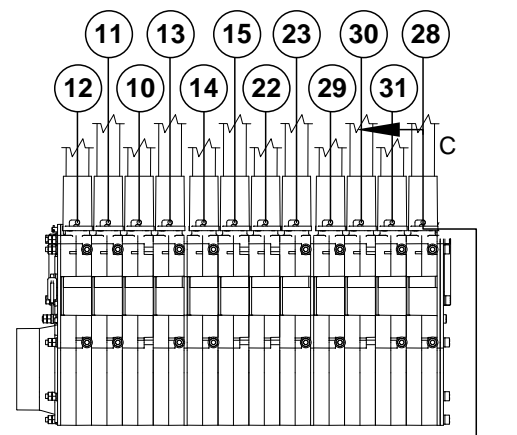


Detail A (L.H. Entrainer)

24 Row



Detail B (R.H. Entrainer)



Detail A (L.H. Entrainer)

(Continued on the following page)

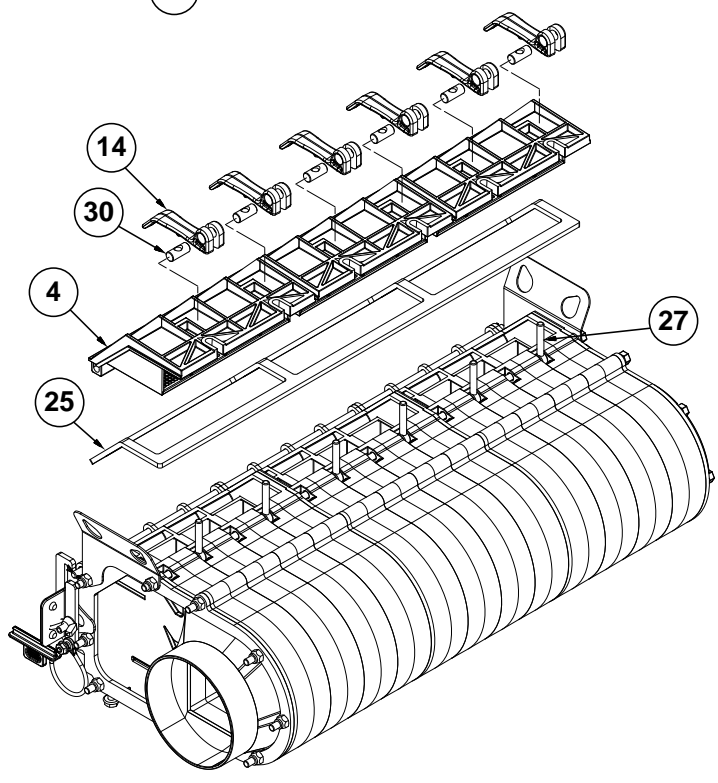
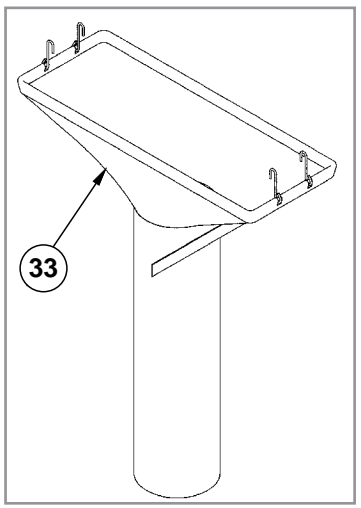
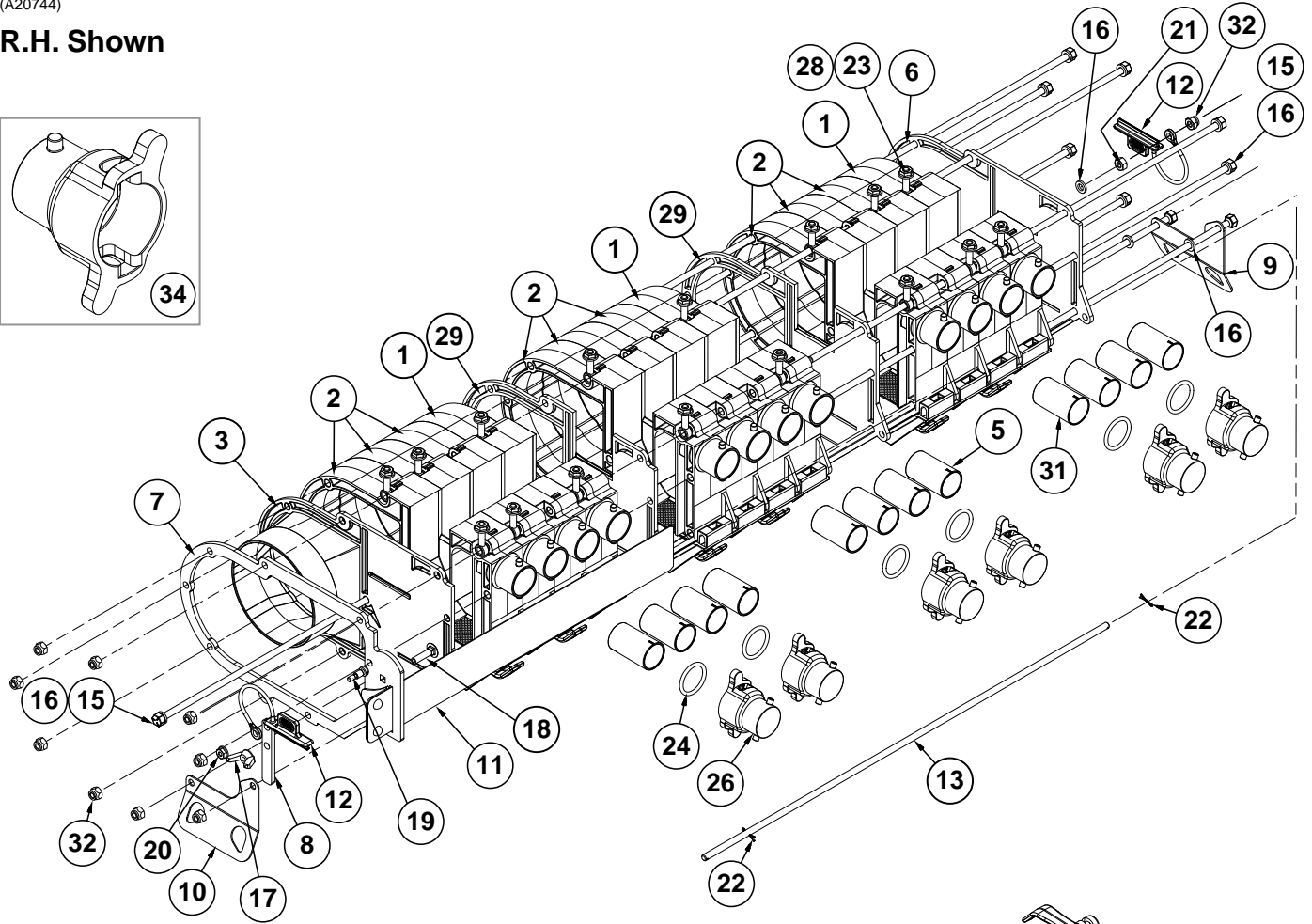
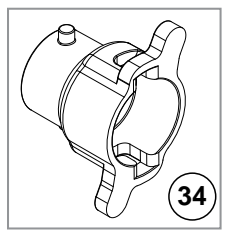
| ITEM | PART NO. | QTY. | DESCRIPTION |
|------|----------|------|---|
| 1 | GD19509 | - | O-Ring, Large |
| 2 | GD19508 | - | Small O-Ring |
| 3 | GB0430 | - | Bulk Fill Large Cap |
| 4 | GB0429 | - | Seed Entrainer Quick Coupler |
| 5 | GB0425 | - | Dissipator Quick Coupler |
| 6 | --- | - | --- |
| 7 | *A13801 | - | Hose Assembly, 1¼" x 192" |
| 8 | *A13811 | - | Hose Assembly, 1¼" x 260" |
| 9 | *A13817 | - | Hose Assembly, 1¼" x 246" |
| 10 | *A13846 | - | Hose Assembly, 1¼" x 163" |
| 11 | *A13844 | - | Hose Assembly, 1¼" x 88" |
| 12 | *A13845 | - | Hose Assembly, 1¼" x 83" |
| 13 | *A13843 | - | Hose Assembly, 1¼" x 187" |
| 14 | *A13842 | - | Hose Assembly, 1¼" x 237" |
| 15 | *A13841 | - | Hose Assembly, 1¼" x 250" |
| 16 | *A13820 | - | Hose Assembly, 1¼" x 340" |
| 17 | *A13829 | - | Hose Assembly, 1¼" x 302" |
| 18 | *A13836 | - | Hose Assembly, 1¼" x 269" |
| 19 | *A13851 | - | Hose Assembly, 1¼" x 231" |
| 20 | *A13826 | - | Hose Assembly, 1¼" x 176" |
| 21 | *A13850 | - | Hose Assembly, 1¼" x 197" |
| 22 | *A13840 | - | Hose Assembly, 1¼" x 285" |
| 23 | *A13852 | - | Hose Assembly, 1¼" x 330" |
| 24 | *A13854 | - | Hose Assembly, 1¼" x 461" |
| 25 | *A13853 | - | Hose Assembly, 1¼" x 433" |
| 26 | *A13815 | - | Hose Assembly, 1¼" x 388" |
| 27 | *A13821 | - | Hose Assembly, 1¼" x 371" |
| 28 | *A13849 | - | Hose Assembly, 1¼" x 455" |
| 29 | *A13839 | - | Hose Assembly, 1¼" x 350" |
| 30 | *A13847 | - | Hose Assembly, 1¼" x 383" |
| 31 | *A13838 | - | Hose Assembly, 1¼" x 419" |
| 32 | GR1947 | - | Bulk Fill Hose, 1" I.D. x 1¼" O.D. x 100' |

*Hose not stocked by Kinze repair parts, but is available in bulk (GR1947).

This page left blank intentionally.

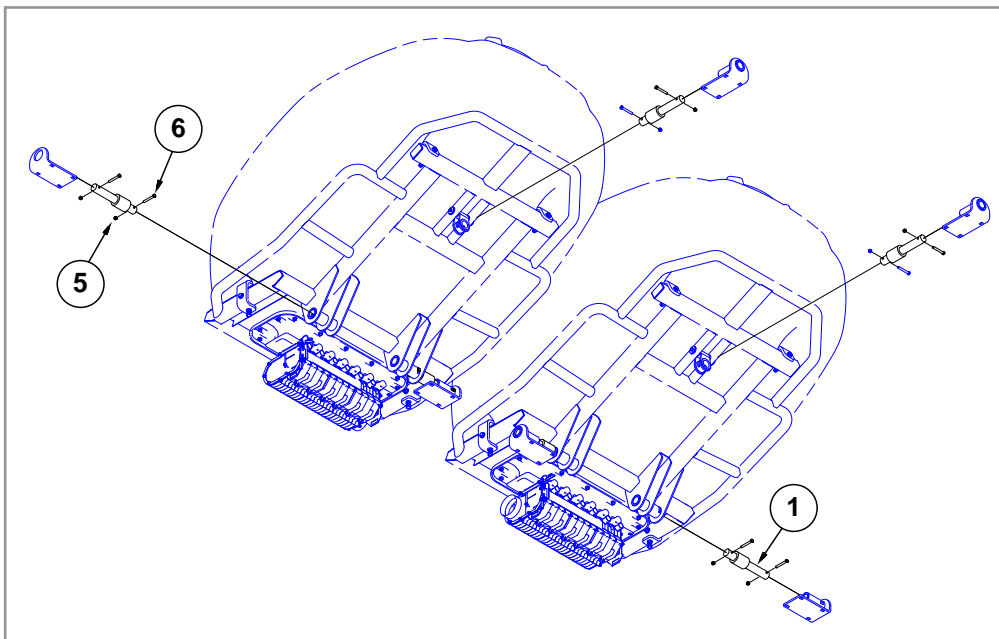
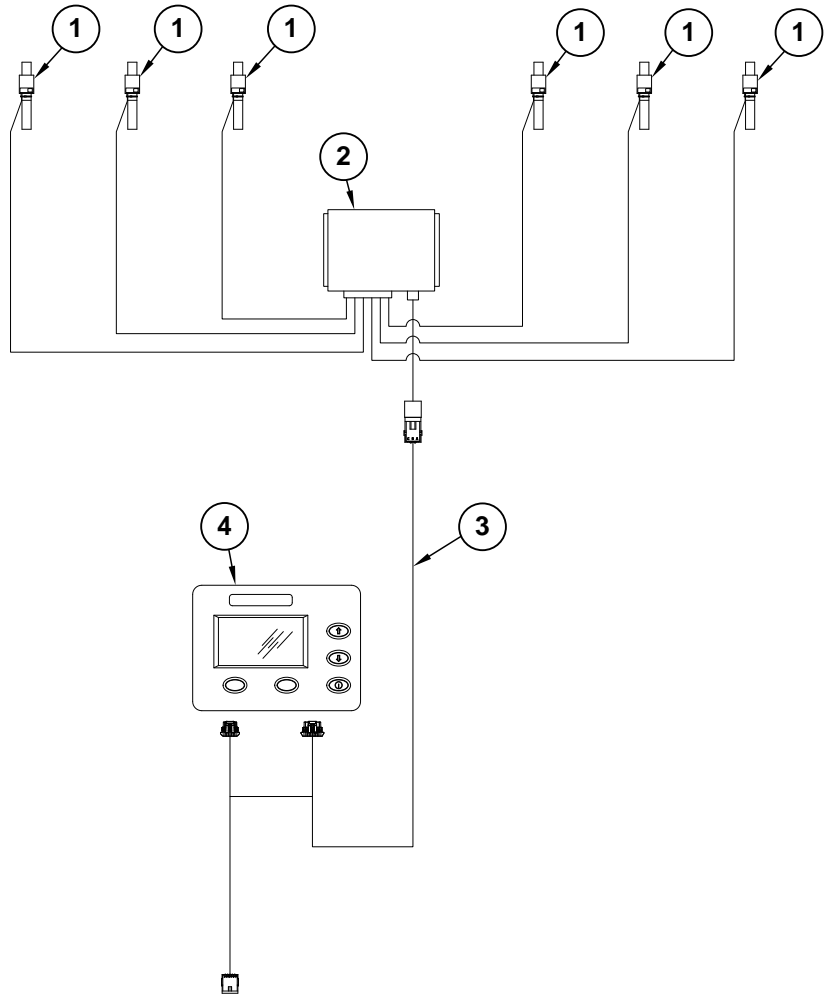
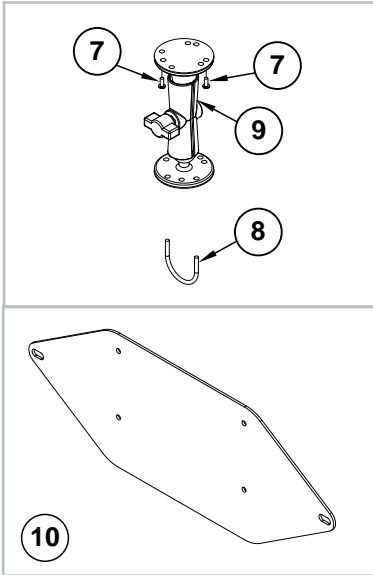
(A20744)

R.H. Shown



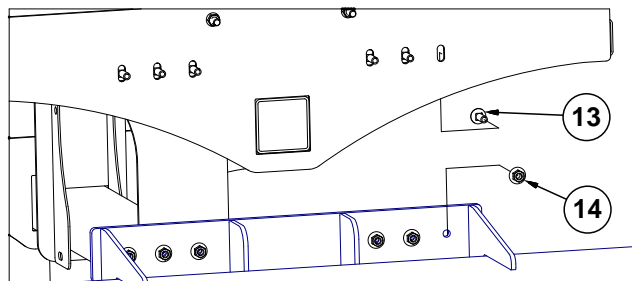
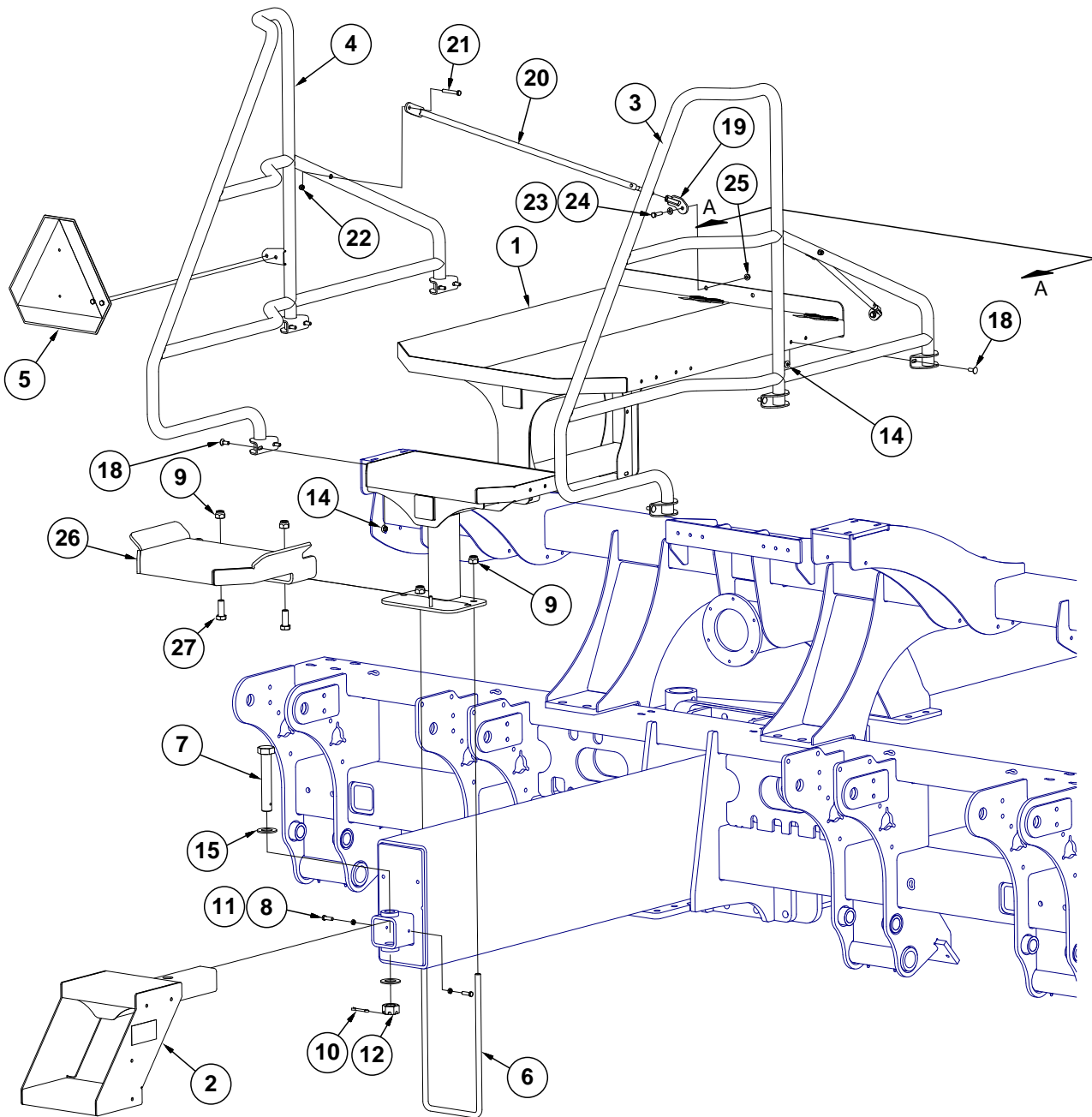
| ITEM | PART NO. | QTY. | DESCRIPTION |
|------|----------|------|---|
| 1 | GB0433 | 3 | Bulk Fill Seed Entrainer Door Section |
| 2 | GB0427 | 9 | Bulk Fill Seed Entrainer |
| 3 | GB0436 | 1 | Bulk Fill Seed Entrainer Air Inlet, R.H. (Shown) |
| | GB0435 | - | Bulk Fill Seed Entrainer Air Inlet, L.H. |
| 4 | GB0502 | 3 | Bulk Fill Cleanout Door |
| 5 | GB0438 | 8 | Air Orifice By-Pass |
| 6 | GB0434 | 1 | Bulk Fill Seed Entrainer End Cap |
| 7 | GD19635 | 1 | Bulk Fill Retainment Ring |
| 8 | GD19695 | 1 | Bulk Fill Slide Latch |
| 9 | GD31306 | 1 | Bulk Fill Chute Hanger, R.H. |
| 10 | GD31307 | 1 | Bulk Fill Chute Hanger, L.H. |
| 11 | GA14942 | 1 | Bulk Fill Shutoff Door |
| 12 | GB0444 | 2 | Bulk Fill Shutoff Door Plug |
| 13 | GD19854 | 1 | Bulk Fill Cleanout Door Hinge Rod |
| 14 | GB0501 | 6 | Latch Handle |
| 15 | GD19852 | 10 | Hex Head Cap Screw, ¼"-20 x 22" |
| 16 | G11328 | 11 | Washer, ¼" |
| 17 | G11464 | 1 | Wing Nut, ¼"-20 |
| 18 | G10316 | 1 | Carriage Bolt, ¼"-20 x 1" |
| 19 | G11332 | 1 | Hex Socket Head Set Screw, ¼" x No. 10-24 x ¾" |
| 20 | G10992 | 1 | Serrated Flange Nut, No. 10-24 |
| 21 | G10103 | 1 | Lock Nut, ¼"-20, Grade B |
| 22 | G10455 | 2 | Cotter Pin, ⅛" x ½" |
| 23 | G10621 | 16 | Serrated Flange Nut, ¼"-20 |
| 24 | GD19508 | 6 | Small O-Ring |
| 25 | GD19863 | 1 | Bulk Fill Cleanout Door Gasket, 12 Row |
| 26 | GB0431 | 6 | Bulk Fill Small Cap (If Applicable) |
| 27 | GD19864 | 6 | Eye Bolt, ¼"-20 x 1.83" |
| 28 | GD19865 | 16 | Eye Bolt, ¼"-20 x 1.47" |
| 29 | GD19665 | 2 | Bulk Fill Spacer Plate |
| 30 | GD21080 | 6 | Cam Nut, ¼"-20 |
| 31 | GB0922 | 4 | Bulk Fill Bypass Air Orifice - White |
| 32 | G11320 | 10 | Lock Nut, ¼"-20, Grade B |
| 33 | GA14822 | 1 | Cleanout Chute |
| 34 | GB0430 | - | Bulk Fill Large Cap |
| A | GA20744 | - | Bulk Fill Entrainer Assembly, R.H. (Shown) (Items 1-32) |
| B | GA20745 | - | Bulk Fill Entrainer Assembly, L.H. (Items 1-32) |

(IP1192)



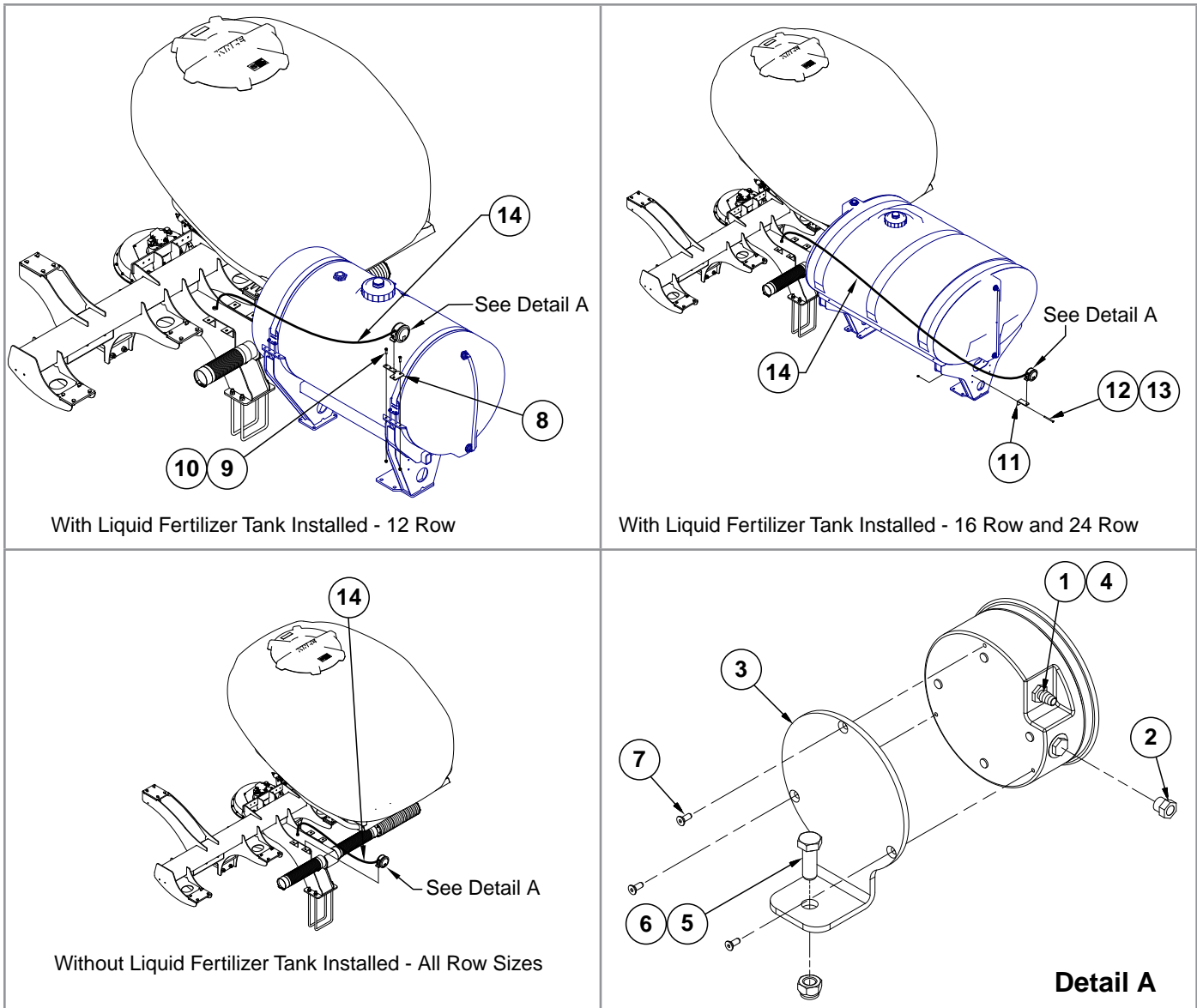
| ITEM | PART NO. | QTY. | DESCRIPTION |
|------|----------|------|---|
| 1 | GA14135 | 6 | Load Cell |
| 2 | GA14807 | 1 | Scale Module, Advanced ISOBUS |
| | GA14136 | - | Scale Module, Mechanical ISOBUS |
| 3 | GA19388 | 1 | Power Cable, Advanced ISOBUS |
| | GA14129 | - | Power Cable, Mechanical ISOBUS |
| 4 | GA14133 | 1 | Bulk Fill Scale Display |
| 5 | G10108 | 4 | Lock Nut, 3/8"-16 |
| 6 | G10325 | 4 | Hex Head Cap Screw, 3/8"-16 x 2 3/4" |
| 7 | G11216 | 2 | Phillips Pan Head Machine Screw, No. 10-32 x 1/2", Stainless Steel |
| 8 | GD20282 | 1 | U-Bolt, #10-32 |
| | G11284 | 2 | Serrated Flange Nut, #10-32 |
| 9 | GA12403 | 1 | Mounting Bracket Assembly, Includes: (2) Mounting Brackets, (2) Connector Halves, (1) Compression Spring, (1) Tension Knob, (1) 1/4"-20 x 1 3/4" Hex Head Cap Screw, (1) 1/4" Plastic Washer, (1) 1/4" Steel Washer |
| 10 | GD26310 | - | Module Mounting Bracket |
| | G10002 | 2 | Hex Head Cap Screw, 3/8"-16 x 3/4" |
| | G10622 | 2 | Serrated Flange Nut, 3/8"-16 |
| | G11387 | 2 | Flat Washer, 3/8" SAE |

(A18123)



View A-A

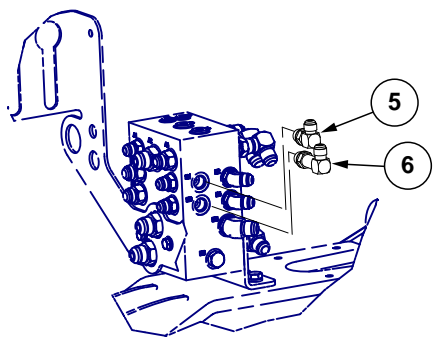
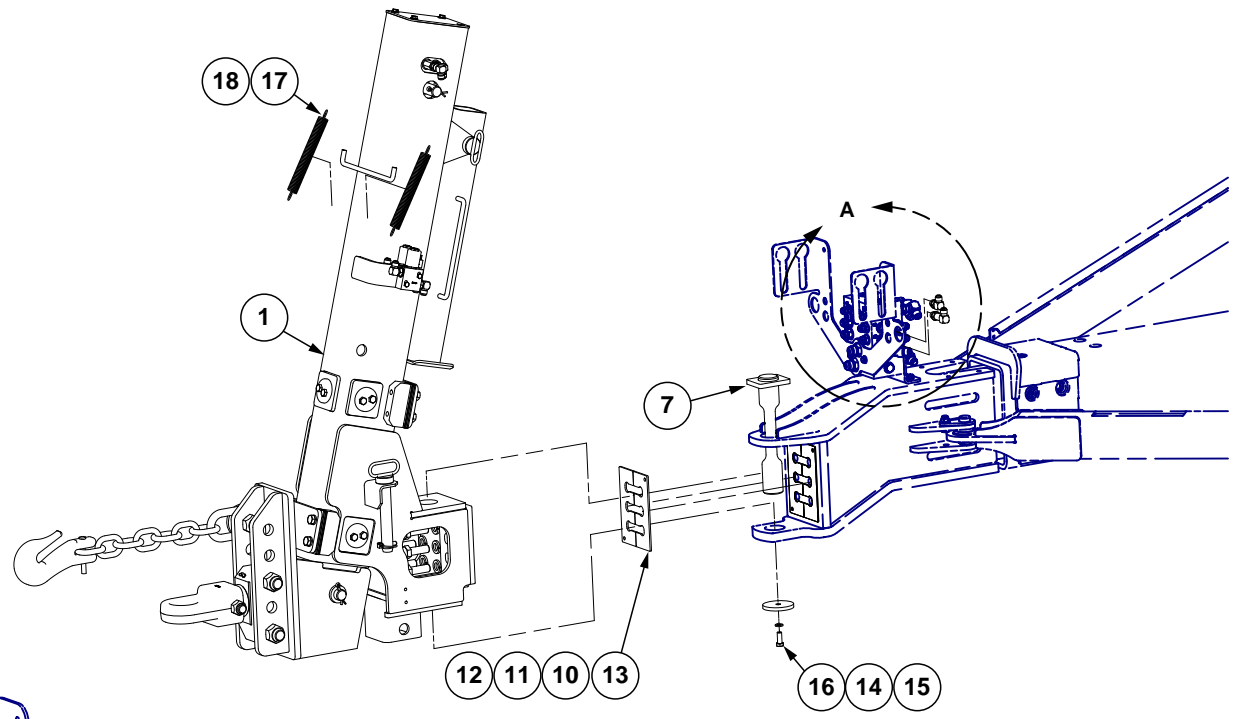
| ITEM | PART NO. | QTY. | DESCRIPTION |
|------|----------|------|---|
| 1 | GA19285 | 1 | Catwalk, 24 Row |
| | GA19288 | - | Catwalk, 12 Row and 16 Row |
| 2 | GA17502 | 1 | Bottom Step, 24 Row |
| | GA19327 | - | 12 Row and 16 Row |
| 3 | GA17486 | 1 | R.H. Handrail, 24 Row |
| | GA17482 | - | R.H. Handrail, 16 Row |
| | GA17484 | - | R.H. Handrail, 12 Row |
| 4 | GA17487 | 1 | L.H. Handrail, 24 Row |
| | GA17483 | - | L.H. Handrail, 16 Row |
| | GA17485 | - | L.H. Handrail, 12 Row |
| 5 | GD27204 | 1 | SMV Backer Plate |
| | G10001 | 2 | Hex Head Cap Screw, 3/8"-16 x 1" |
| | G11091 | 2 | Serrated Flange Nut, 3/8"-16 |
| 6 | GD25499 | 1 | U-Bolt, 8" x 16" x 3/4"-10, 24 Row |
| 7 | GD15939 | 1 | Hex Head Cap Screw, 1 1/4"-7 x 7 1/2" |
| 8 | G10004 | 2 | Hex Head Cap Screw, 3/8"-16 x 1 1/4" |
| 9 | G10112 | 4 | Lock Nut, 3/4"-10 |
| 10 | G10460 | 1 | Cotter Pin, 1/4" x 2" |
| 11 | G10497 | 2 | Hex Jam Nut, 3/8"-16, Grade 2 |
| 12 | G10506 | 1 | Slotted Nut, 1 1/4"-7 |
| 13 | G10599 | 6 | Carriage Bolt, 3/8"-16 x 1 1/4" |
| 14 | G11091 | 18 | Serrated Flange Nut, 3/8"-16 |
| 15 | G11396 | 2 | Flat Washer, 1 1/4" SAE |
| 16 | --- | - | --- |
| 17 | --- | - | --- |
| 18 | G10305 | 12 | Carriage Bolt, 3/8"-16 x 1" |
| 19 | GA18852 | 2 | Rail Brace Nut |
| 20 | GA18853 | 2 | Rail Brace Strut |
| 21 | G10049 | 2 | Hex Head Cap Screw, 3/8"-16 x 2 1/2" |
| 22 | G10108 | 2 | Lock Nut, 3/8"-16 |
| 23 | G11387 | 2 | Flat Washer, 3/8" SAE |
| 24 | G10003 | 2 | Hex Head Cap Screw, 3/8"-16 x 1 1/2" |
| 25 | G10622 | 2 | Serrated Flange Nut, 3/8"-16 |
| 26 | GA19286 | 1 | Step, 24 Row W/O Granular Chemical |
| | GA19287 | - | Step, 24 Row W/Granular Chemical |
| | GA19289 | - | Step, 12 Row and 16 Row W/O Granular Chemical |
| | GA19290 | - | Step, 12 Row and 16 Row W/Granular Chemical |
| 27 | G10026 | 2 | Hex Head Cap Screw, 3/4"-10 x 2" |



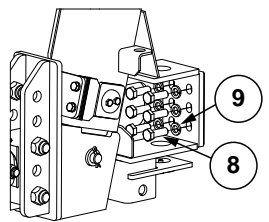
| ITEM | PART NO. | QTY. | DESCRIPTION |
|------|------------|------|---|
| 1 | GA21406 | 1 | Analog Vacuum Gauge W/Hose Barb |
| | GR1777 | - | Hose Barb, 3/16" x 1/8" NPT |
| 2 | GA10799 | 1 | Breather, 1/8" Male NPT |
| 3 | GD15804 | 1 | Mount |
| 4 | GD15849-04 | 1 | Clear Plastic Tubing, 5/16" O.D. x 144" |
| 5 | G10001 | 1 | Hex Head Cap Screw, 3/8"-16 x 1" |
| 6 | G10108 | 1 | Lock Nut, 3/8"-16 |
| 7 | G11215 | 3 | Hex Socket Head Cap Screw, No. 6-32 x 3/8", Grade 8 |
| 8 | GD27152 | 1 | Pressure Gauge Support |
| 9 | G10004 | 2 | Hex Head Cap Screw, 3/8"-16 x 1 1/4" |
| 10 | G10108 | 2 | Lock Nut, 3/8"-16 |
| 11 | GD15803 | 1 | Support |
| 12 | G10753 | 1 | Hex Head Cap Screw, 3/8"-16 x 4 1/2" |
| 13 | G10108 | 1 | Lock Nut, 3/8"-16 |
| 14 | GD15849-02 | - | Clear Plastic Tubing, 5/16" O.D. x 120" |

This page left blank intentionally.

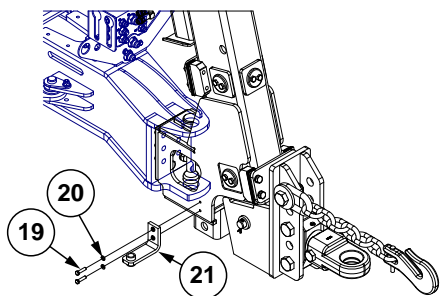
(A18820)



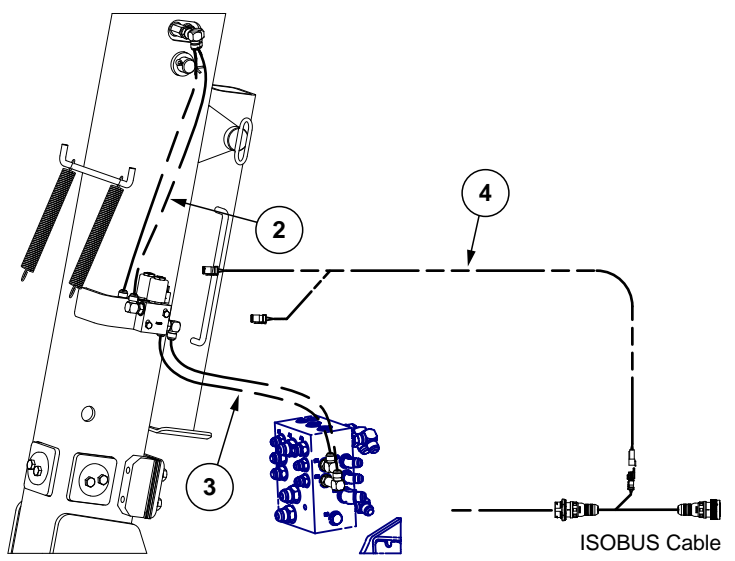
Detail A



Detail B
(Some Parts Not Shown For Clarity)



Detail C

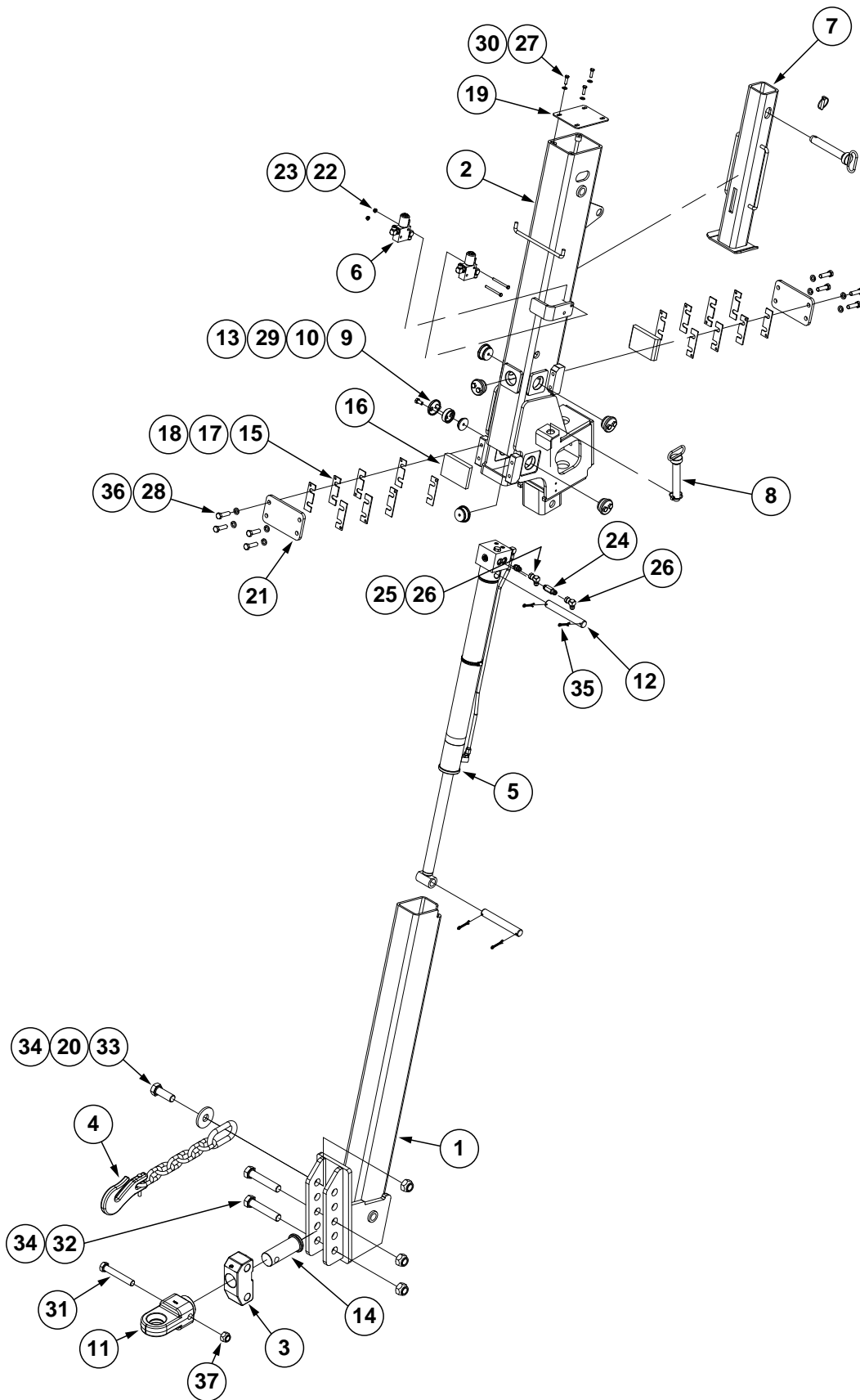


Cable and Hose Assembly
(Some Parts Not Shown For Clarity)

| ITEM | PART NO. | QTY. | DESCRIPTION |
|------|-------------|------|--|
| 1 | GA17654 | 1 | See "Drawbar Hitch Assembly, 12 Row and 16 Row" on page P77 |
| | GA21601 | 1 | See "Drawbar Hitch Assembly, 24 Row" on page P79 |
| 2 | *A1086 | 2 | Hose Assembly, 3/8" x 28" |
| 3 | *A3175 | 2 | Hose Assembly, 3/8" x 38" |
| 4 | GA18712 | 1 | Draw Bar Hitch Cable |
| 5 | G6801-08 | 1 | Elbow W/O-Ring, 90°, 3/4"-16 Male JIC To O-Ring |
| 6 | G6801-LL-08 | 1 | X-Long Elbow W/O-Ring, 90°, 3/4"-16 Male JIC To O-Ring |
| 7 | GA20001 | 1 | Hitch Pin, 12 ⁵ / ₈ " (2015 Production and on) |
| | GA20131 | | Hitch Pin, 13 ³ / ₄ " (16 Row and 24 Row W/Hitch Modification)(Prior to 2015 Production) |
| | GA19157 | | Hitch Pin, 12 ⁵ / ₈ " (12 Row, 16 Row, and 24 Row W/out Hitch Modification) (Prior to 2015 Production) |
| 8 | G10956 | 6 | Hex Head Cap Screw, 7/8"-9 x 2 1/2", Grade 5 |
| 9 | G10330 | 6 | Lock Washer, 7/8", 12 Row and 16 Row |
| | G11393 | 6 | Flat Washer, 7/8" |
| 10 | GD29210-01 | 2 | Hitch Shim, 14 Gauge (.0747") (As Required) |
| 11 | GD29210-02 | 2 | Hitch Shim, 12 Gauge (.1046") (As Required) |
| 12 | GD29210-03 | 2 | Hitch Shim, 10 Gauge (.1345") (As Required) |
| 13 | GD29210-04 | 2 | Hitch Shim, 7 Gauge (.1793") (As Required) |
| 14 | G10228 | 1 | Lock Washer, 1/2" |
| 15 | GD25785 | 1 | Washer Cap |
| 16 | G10037 | 1 | Hex Head Cap Screw, 1/2"-13 X 1 1/4" |
| 17 | GD0829 | 2 | Spring |
| 18 | GA14152 | 2 | Hose Strap |
| 19 | G10003 | 2 | Hex Head Cap Screw, 3/8"-16 x 1 1/2" |
| 20 | G10229 | 2 | Lock Washer, 3/8" |
| 21 | GA13917 | 2 | Pump Storage |

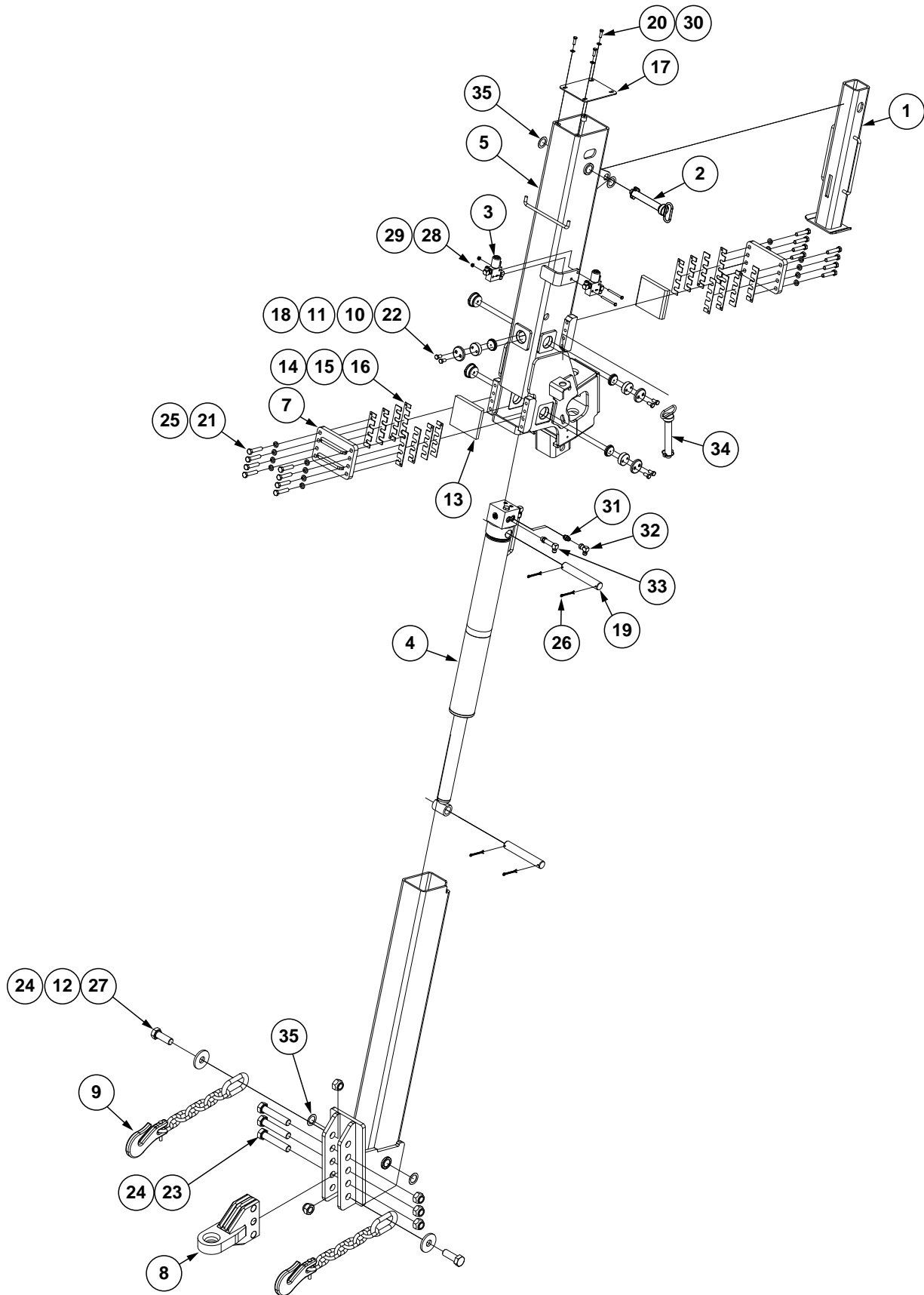
* Hydraulic hose is not stocked by Kinze Repair Parts, but can be made available on a special order basis. Call for quote.

(A17654)



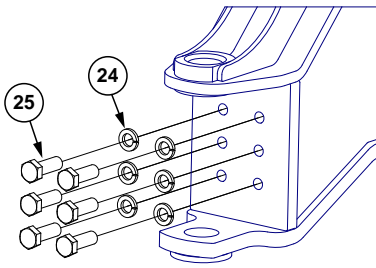
| ITEM | PART NO. | QTY. | DESCRIPTION |
|------|--------------------|--------|--|
| 1 | GA14174 | 1 | Inner Hitch |
| 2 | GA19868 | 1 | Outer Hitch |
| 3 | GA9526 | 1 | Swivel Block |
| 4 | GA9856 | 1 | Safety Chain, 5/8" |
| 5 | GA14184 | 1 | See "Drawbar Hitch Cylinder, 12 Row and 16 Row" on page P181 |
| 6 | --- | 2 | See "Drawbar Hitch Valve Block" on page P236 |
| 7 | GA18129 | 1 | Jack Stand |
| 8 | GA18130 | 2 | Safety Pin |
| 9 | GB0230 | 6 | Cap |
| 10 | GB0234 | 6 | Adjustment Plug |
| 11 | GB0361 | 1 | Single Clevis, Swivel Hitch |
| 12 | GD3421 | 2 | Pin, 1 1/4" x 8 3/4" |
| 13 | GD9093 | 6 | Poly Wear Pad |
| 14 | GD13377 | 1 | Spindle |
| 15 | GD20102 | 4 | Shim, 1 1/2" x 5", 7 Gauge (.1793") (As Required) |
| 16 | GD29635 | 2 | Wear Pad |
| 17 | GD20190 | 8 | Shim, 1 1/2" x 5", 10 Gauge (.1345") (As Required) |
| 18 | GD20191 | 4 | Shim, 1 1/2" x 5", 14 Gauge (.0747") (As Required) |
| 19 | GD20229 | 1 | Outer Plate Cover |
| 20 | GD21307 | 1 | Washer, 3 3/4" |
| 21 | GD25694 | 2 | Wear Plate |
| 22 | G10620 | 2 | Serrated Flange Nut, 5/16"-18 |
| 23 | G10936 | 2 | Hex Head Cap Screw, 5/16"-18 x 3 1/2" |
| 24 | G6400-L-08 | 1 | Long Connector W/O-Ring, 3/4"-16 Male JIC To O-Ring |
| 25 | G6400-08 GR1037 | 1 - | Connector W/O-Ring, 3/4"-16 Male JIC To O-Ring O-Ring |
| 26 | G6500-08 | 2 | Swivel Elbow, 90°, 3/4"-16 Male JIC To Female |
| 27 | G10004 | 3 | Hex Head Cap Screw, 3/8"-16 x 1 1/4" |
| 28 | G10006 | 8 | Hex Head Cap Screw, 5/8"-11 x 2 1/4" |
| 29 | G10014 | 12 | Hex Head Cap Screw, 1/2"-13 x 1" |
| 30 | G11387 | 3 | Flat Washer, 3/8" SAE |
| 31 | G11186 | 1 | Hex Head Cap Screw, 1"-8 x 6 1/2", Grade 5 |
| 32 | G10042 | 2 | Hex Head Cap Screw, 1 1/4"-7 x 6 1/2" |
| 33 | G10494 | 1 | Hex Head Cap Screw, 1 1/4"-7 x 3 1/2" |
| 34 | G10157 | 3 | Lock Nut, 1 1/4"-7 |
| 35 | G10460 | 4 | Cotter Pin, 1/4" x 2" |
| 36 | G10230 | 8 | Lock Washer, 5/8" |
| 37 | G10396 | 1 | Lock Nut, 1"-8 |

(A21593)

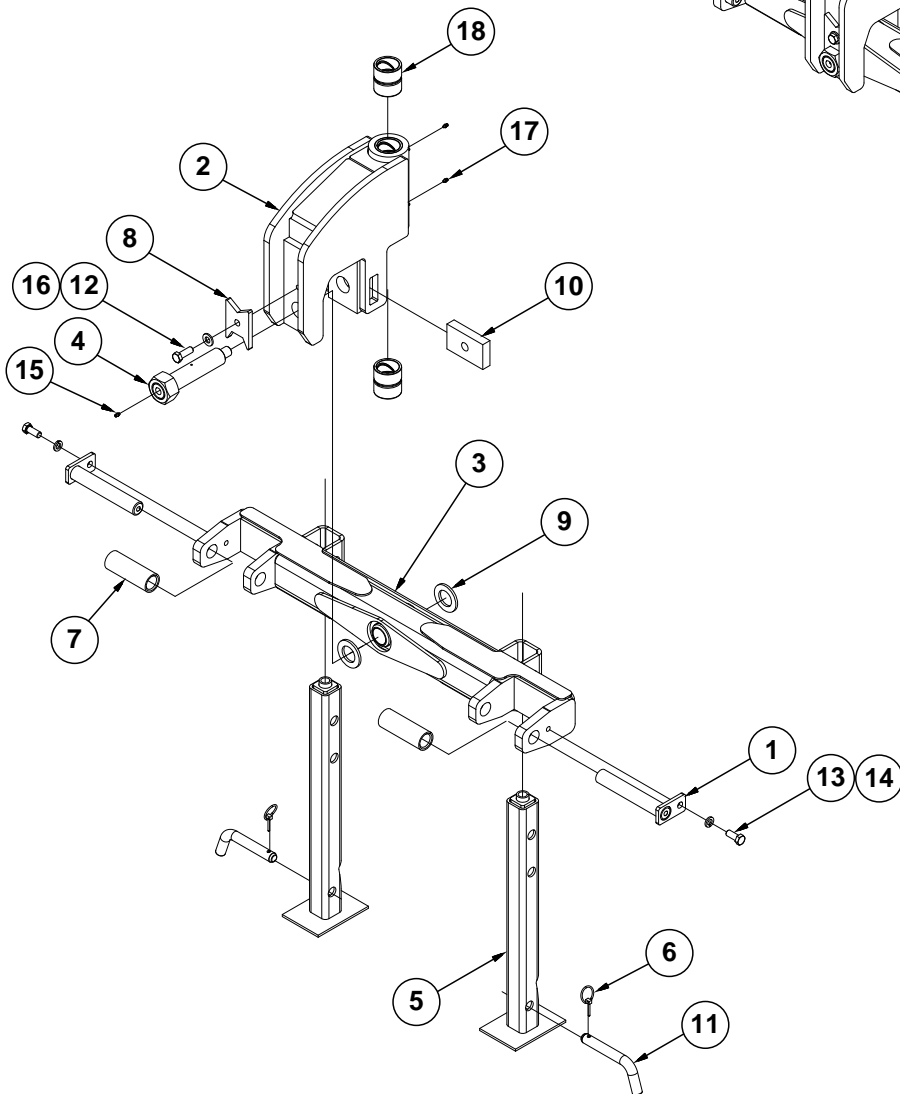
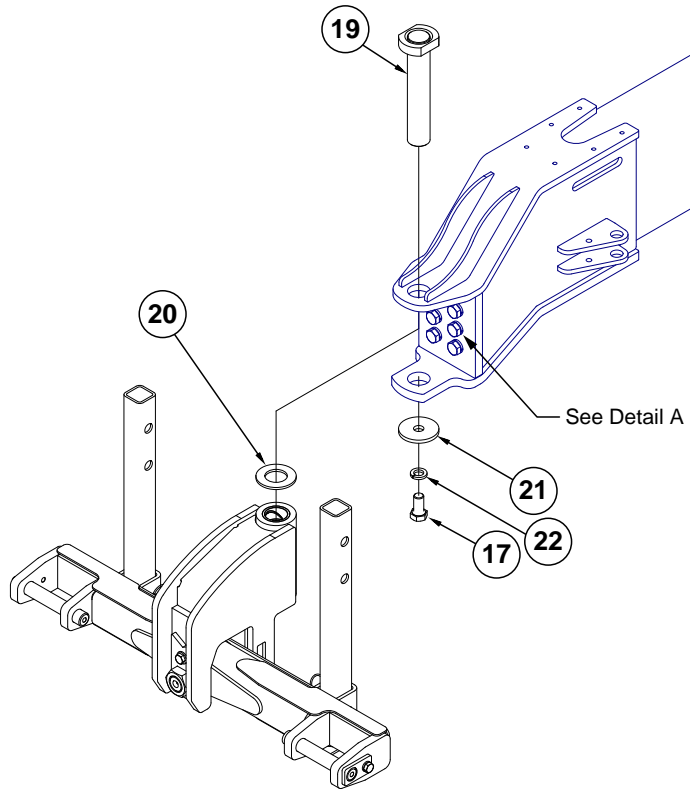


| ITEM | PART NO. | QTY. | DESCRIPTION |
|------|--------------------|--------|---|
| 1 | GA18129 | 1 | Jack Stand |
| 2 | GA18130 | 1 | Safety Pin |
| 3 | --- | 2 | See "Drawbar Hitch Valve Block" on page P236 |
| 4 | GA21585 | 1 | See "Drawbar Hitch Cylinder, 24 Row" on page P183 |
| 5 | GA21594 | 1 | Outer Hitch |
| 6 | GA21595 | 1 | Inner Hitch |
| 7 | GA21598 | 2 | Wear Support |
| 8 | GA21599 | 1 | Clevis |
| 9 | GA9856 | 2 | Safety Chain, 5/8" |
| 10 | GB0230 | 6 | Cap |
| 11 | GB0234 | 6 | Adjustment Plug |
| 12 | GD21307 | 2 | Washer, 3/4" |
| 13 | GD30683 | 2 | Wear Pad |
| 14 | GD30684 | 4 | Shim |
| 15 | GD30685 | 8 | Shim, 10 Gauge (.1345") |
| 16 | GD30686 | 4 | Shim, 14 Gauge (.0747") |
| 17 | GD30687 | 1 | Outer Plate Cover |
| 18 | GD9093 | 6 | Poly Wear Pad |
| 19 | GD9464-03 | 2 | Pin, 1 1/2" x 9-1/2" |
| 20 | G10004 | 3 | Hex Head Cap Screw, 3/8"-16 x 1 1/4" |
| 21 | G10010 | 16 | Hex Head Cap Screw, 5/8"-11 x 3" |
| 22 | G10014 | 12 | Hex Head Cap Screw, 1/2"-13 x 1" |
| 23 | G10042 | 3 | Hex Head Cap Screw, 1 1/4"-7 x 6 1/2" |
| 24 | G10157 | 5 | Lock Nut, 1 1/4"-7 |
| 25 | G10230 | 16 | Lock Washer, 5/8" |
| 26 | G10362 | 4 | Cotter Pin, 1/4" x 3" |
| 27 | G10494 | 2 | Hex Head Cap Screw, 1 1/4"-7 x 3 1/2" |
| 28 | G10620 | 2 | Serrated Flange Nut, 5/16"-18 |
| 29 | G10936 | 2 | Hex Head Cap Screw, 5/16"-18 x 3 1/2" |
| 30 | G11387 | 3 | Flat Washer, 3/8" SAE |
| 31 | G6400-08 GR1037 | 1 - | Connector W/O-Ring, 3/4"-16 Male JIC To O-Ring O-Ring |
| 32 | G6500-08 | 2 | Swivel Elbow, 90°, 3/4"-16 Male JIC To Female |
| 33 | G6801-LLL-08 | 1 | X-Long Elbow W/O-Ring, 90°, 3/4"-16 Male JIC To O-Ring |
| 34 | GA21628 | 1 | Safety Pin, 7/4" |
| 35 | G10450 | 4 | Washer, 2 1/4", 18 Gauge (.0478") |

(A17689_A16866)

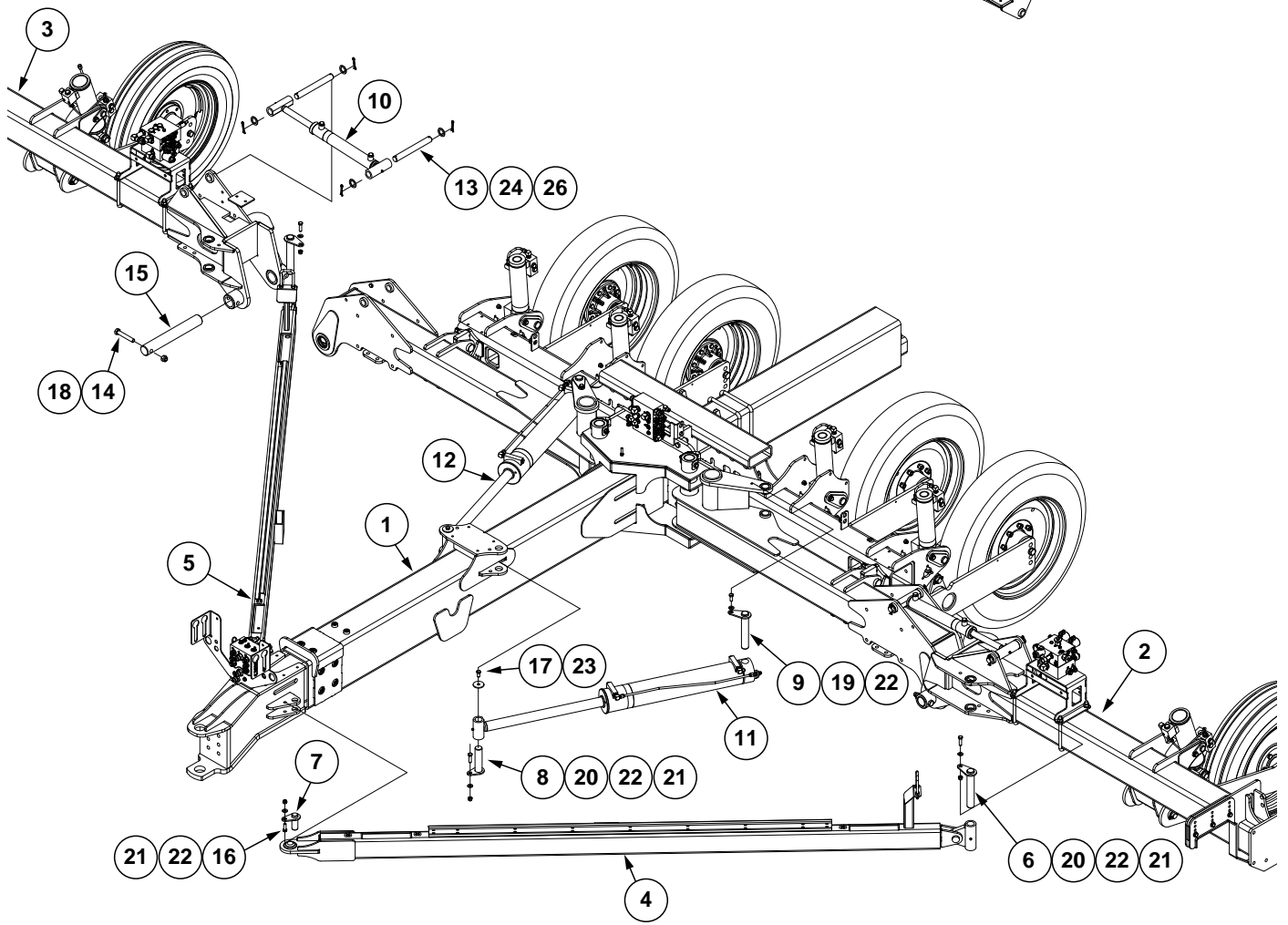
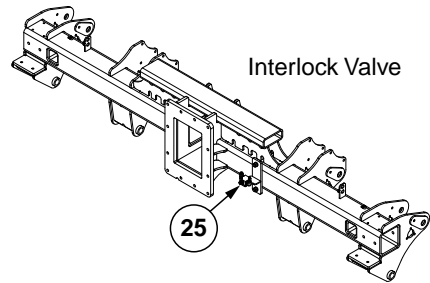


Detail A
(Some Parts Not Shown For Clarity)



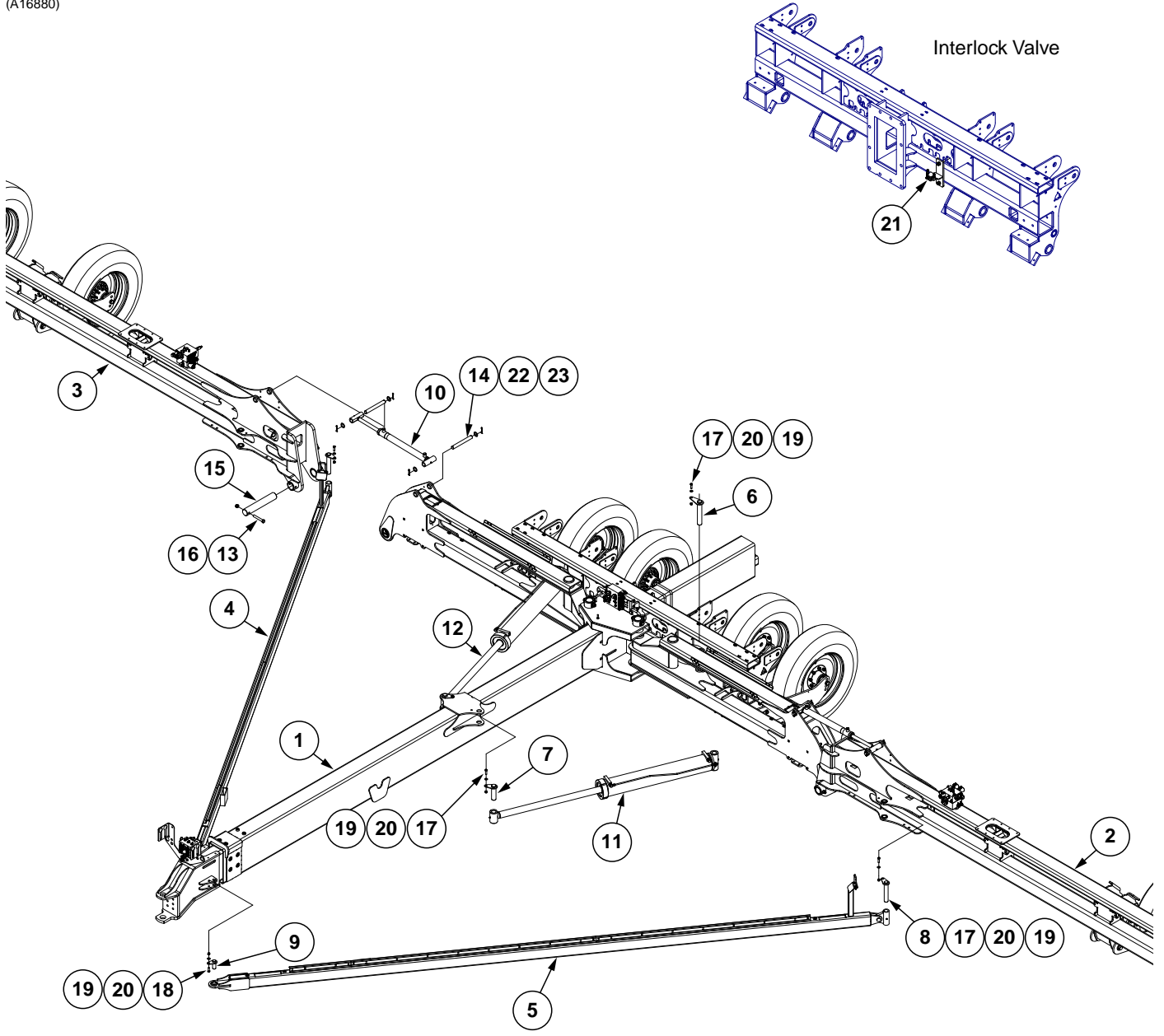
| ITEM | PART NO. | QTY. | DESCRIPTION |
|------|----------|------|---|
| 1 | GA11079 | 2 | Hammer Strap, Category 3 And 3N |
| 2 | GA18826 | 1 | Hitch Pivot |
| 3 | GA16864 | 1 | Hitch Bar |
| 4 | GA22293 | 1 | Pivot Pin |
| 5 | GA19280 | 2 | Tilt Jack Stand |
| 6 | GD5625 | 2 | Lynch Pin, 3/16" |
| 7 | GD16227 | 2 | Bushing, 2" O.D. x 1 ²⁹ / ₆₄ " I.D. x 5 ⁵ / ₈ ", Category 4 |
| 8 | GD15100 | 1 | Hitch Pivot Lock Nut |
| 9 | GD16303 | 2 | Washer, 3" O.D. x 1 ²⁵ / ₃₂ " x 1/4" Thick |
| 10 | GD29419 | 1 | Tap Bar |
| 11 | GD24396 | 2 | Hitch Pin |
| 12 | G10005 | 1 | Hex Head Cap Screw, 5/8"-11 x 1 ³ / ₄ " |
| 13 | G10007 | 2 | Hex Head Cap Screw, 5/8"-11 x 1 ¹ / ₂ " |
| 14 | G10230 | 2 | Lock Washer, 5/8" |
| 15 | G10640 | 1 | Grease Fitting, 1/4"-28 |
| 16 | G11391 | 1 | Flat Washer, 5/8" SAE |
| 17 | G10779 | 2 | Grease Fitting, 90°, 1/4"-28 |
| 18 | GD14562 | 2 | Bushing, 2 ³ / ₄ " O.D. x 2 ¹ / ₄ " I.D. x 3", Hardened |
| 19 | GA20002 | 1 | Hitch Pivot Pin, 11 ⁷ / ₈ " (2015 Production and on) |
| | GA20133 | - | Hitch Pivot Pin, 13 ⁷ / ₈ " (16 Row and 24 Row W/Hitch Modification) (Prior to 2015 Production) |
| | GA16878 | - | Hitch Pivot Pin, 11.63" (12 Row, 16 Row, and 24 Row W/out Hitch Modification) (Prior to 2015 Production) |
| 20 | GD15725 | 1 | Washer, 4" O.D. x 2 ¹ / ₄ " I.D. x 1/4" |
| 21 | GD17245 | 1 | Washer, 4" O.D. x 1 ¹ / ₃₂ " I.D. x 3/8" |
| 22 | G10118 | 1 | Lock Washer, 1" |
| 23 | G11223 | 1 | Hex Head Cap Screw, 1"-8 x 2" |
| 24 | G10330 | 6 | Lock Washer, 7/8" |
| 25 | G10956 | 6 | Hex Head Cap Screw, 7/8"-9 x 2 ¹ / ₂ ", Grade 5 |

(A17373)



| ITEM | PART NO. | QTY. | DESCRIPTION |
|------|------------|------|---|
| 1 | --- | - | See "Hitch and H-Frame Assembly, 12 and 16 Row" on page P87 |
| 2 | --- | 1 | See "Wing Assembly, 12 Row and 16 Row" on page P97 |
| 3 | --- | 1 | See "Wing Assembly, 12 Row and 16 Row" on page P97 |
| 4 | GA20663 | 1 | L.H. Draft Link, 12 Row (Shown) |
| | GA20665 | 1 | L.H. Draft Link, 16 Row |
| | G10102 | 2 | Hex Nut, ½"-13 |
| | G10071 | 2 | Serrated Flange Nut, ½"-13 |
| | GD29470 | 1 | U-Bolt, 3½" x ½"-13 |
| 5 | GA20664 | 1 | R.H. Draft Link, 12 Row |
| | GA20666 | 1 | R.H. Draft Link, 16 Row |
| | G10102 | 2 | Hex Nut, ½"-13 |
| | G10071 | 2 | Serrated Flange Nut, ½"-13 |
| | GD29470 | 1 | U-Bolt, 3½" x ½"-13 |
| 6 | GA16884 | 2 | Hammer Strap 9½" |
| 7 | GA20656 | 2 | Hammer Strap Pin |
| 8 | GA19333 | 2 | Hammer Strap Pin, 5¾" |
| 9 | GA19334 | 2 | Hammer Strap Pin, 8½" |
| 10 | GA17325 | 2 | See "Wing Down Pressure Cylinder" on page P205 |
| 11 | GA18593 | 1 | See "Fold Cylinder, 12 Row and 16 Row" on page P185 |
| 12 | GA18594 | 1 | See "Fold Cylinder, 12 Row and 16 Row" on page P185 |
| 13 | GD29103-01 | 4 | Pin, 10.45" |
| 14 | G10029 | 2 | Hex Head Cap Screw, ¾"-10 x 4½" |
| 15 | GD29328 | 2 | Wing Pivot Pin, 12 Row (2014 Production and on) |
| | GD29327 | 2 | Wing Pivot Pin, 16 Row (2014 Production and on) |
| | GD24424 | 2 | Wing Pivot Pin, 12 Row (2013 Production if G1K600 has not been installed) |
| | GD28425 | 2 | Wing Pivot Pin, 16 Row (2013 Production if G1K599 has not been installed) |
| 16 | G10017 | 2 | Hex Head Cap Screw, ½"-13 x 1½" |
| 17 | G10014 | 4 | Hex Head Cap Screw, ½"-13 x 1" |
| 18 | G10112 | 2 | Lock Nut, ¾"-10 |
| 19 | G10037 | 2 | Hex Head Cap Screw, ½"-13 X 1¼" |
| 20 | G10039 | 4 | Hex Head Cap Screw, ½"-13 x 1¾" |
| 21 | G10111 | 6 | Lock Nut, ½"-13 |
| 22 | G11389 | 8 | Flat Washer, ½" Plated SAE |
| 23 | GD18828 | 2 | Washer |
| 24 | G10460 | 8 | Cotter Pin, ¼" x 2" |
| 25 | --- | - | See "Interlock Valve" on page P240 |
| 26 | G10159 | 8 | Washer, 1⅞" |

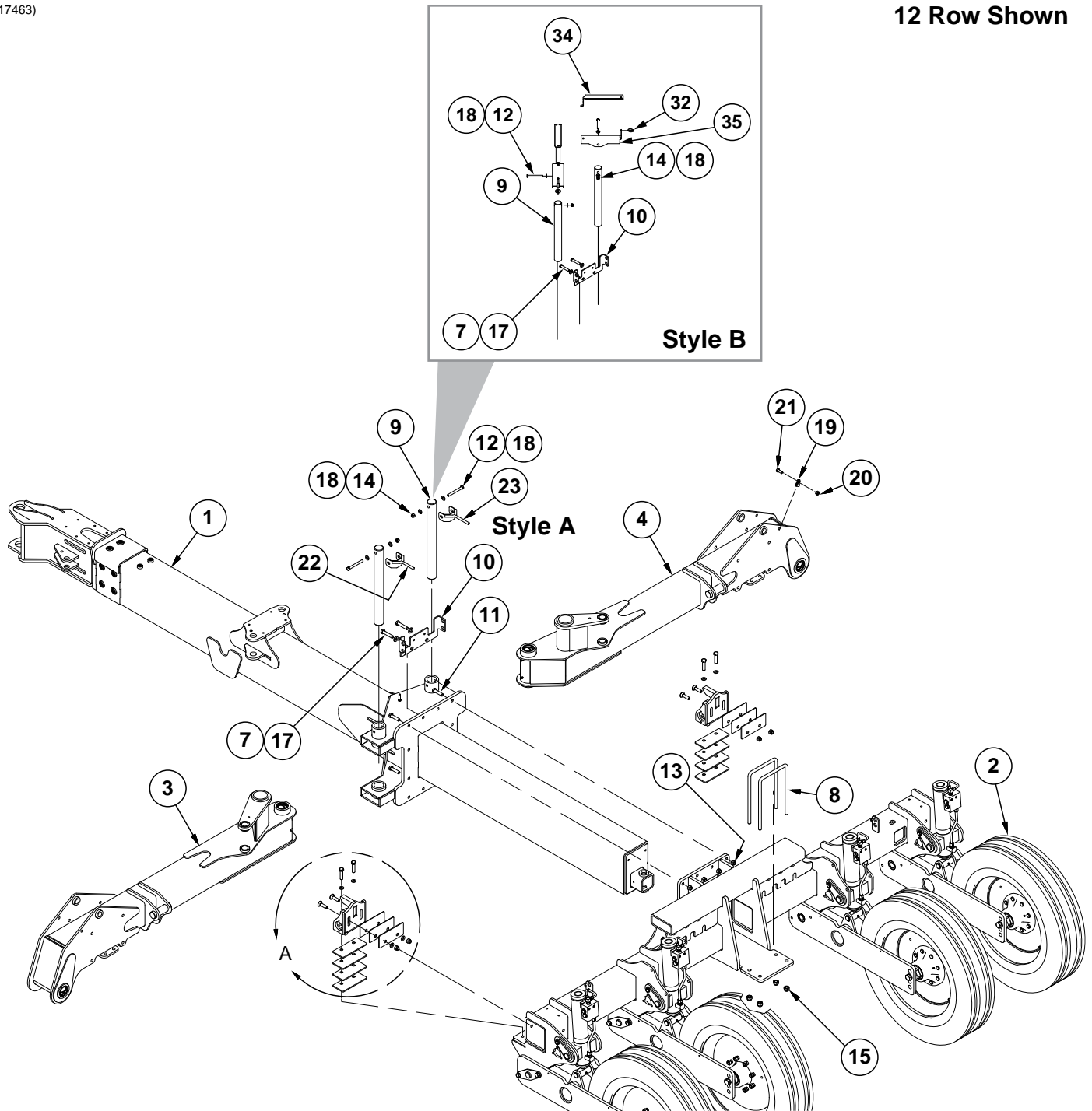
(A16880)



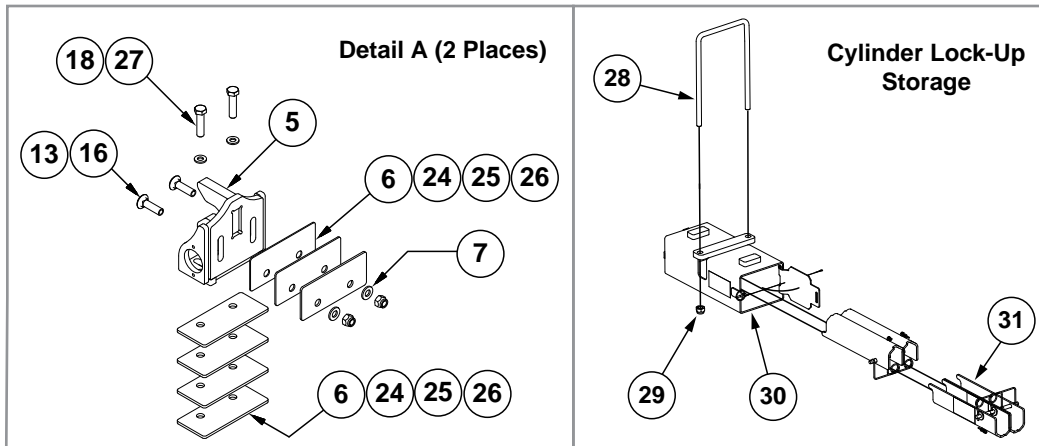
| ITEM | PART NO. | QTY. | DESCRIPTION |
|------|------------|------|---|
| 1 | --- | - | See "Hitch and H-Frame Assembly, 24 Row" on page P89 |
| 2 | --- | 1 | See "Wing Assembly, 24 Row" on page P99 |
| 3 | --- | 1 | See "Wing Assembly, 24 Row" on page P99 |
| 4 | GA20668 | 1 | R.H. Draft Link |
| | G10102 | 2 | Hex Nut, ½"-13 |
| | G10071 | 2 | Serrated Flange Nut, ½"-13 |
| | GD29470 | 1 | U-Bolt, 3½" x ½"-13 |
| 5 | GA20667 | 1 | L.H. Draft Link |
| | G10102 | 2 | Hex Nut, ½"-13 |
| | G10071 | 2 | Serrated Flange Nut, ½"-13 |
| | GD29470 | 1 | U-Bolt, 3½" x ½"-13 |
| 6 | GA19331 | 2 | Hammer Strap Pin, 10" |
| 7 | GA19332 | 2 | Hammer Strap Pin, 5¾" |
| 8 | GA16884 | 2 | Hammer Strap 9⅛" |
| 9 | GA21494 | 2 | Hammer Strap Pin |
| 10 | GA17347 | 2 | See "Wing Down Pressure Cylinder" on page P205 |
| 11 | GA20691 | 1 | See "Fold Cylinder, 24 Row" on page P187 |
| 12 | GA20692 | 1 | See "Fold Cylinder, 24 Row" on page P187 |
| 13 | G10050 | 2 | Hex Head Cap Screw, ¾"-10 x 5" |
| 14 | GD29103-01 | 4 | Pin, 10.45" |
| 15 | GD29326 | 2 | Wing Pivot Pin, 24 Row (2014 Production and on) |
| | GD28428 | 2 | Wing Pivot Pin, 24 Row (2013 Production if G1K598 has not been installed) |
| 16 | G10112 | 2 | Lock Nut, ¾"-10 |
| 17 | G10039 | 6 | Hex Head Cap Screw, ½"-13 x 1¾" |
| 18 | G10017 | 2 | Hex Head Cap Screw, ½"-13 x 1½" |
| 19 | G10111 | 12 | Lock Nut, ½"-13 |
| 20 | G11389 | 12 | Flat Washer, ½" Plated SAE |
| 21 | --- | - | See "Interlock Valve" on page P240 |
| 22 | G10460 | 8 | Cotter Pin, ¼" x 2" |
| 23 | G10159 | 8 | Washer, 1⅞" |

(A17463)

12 Row Shown

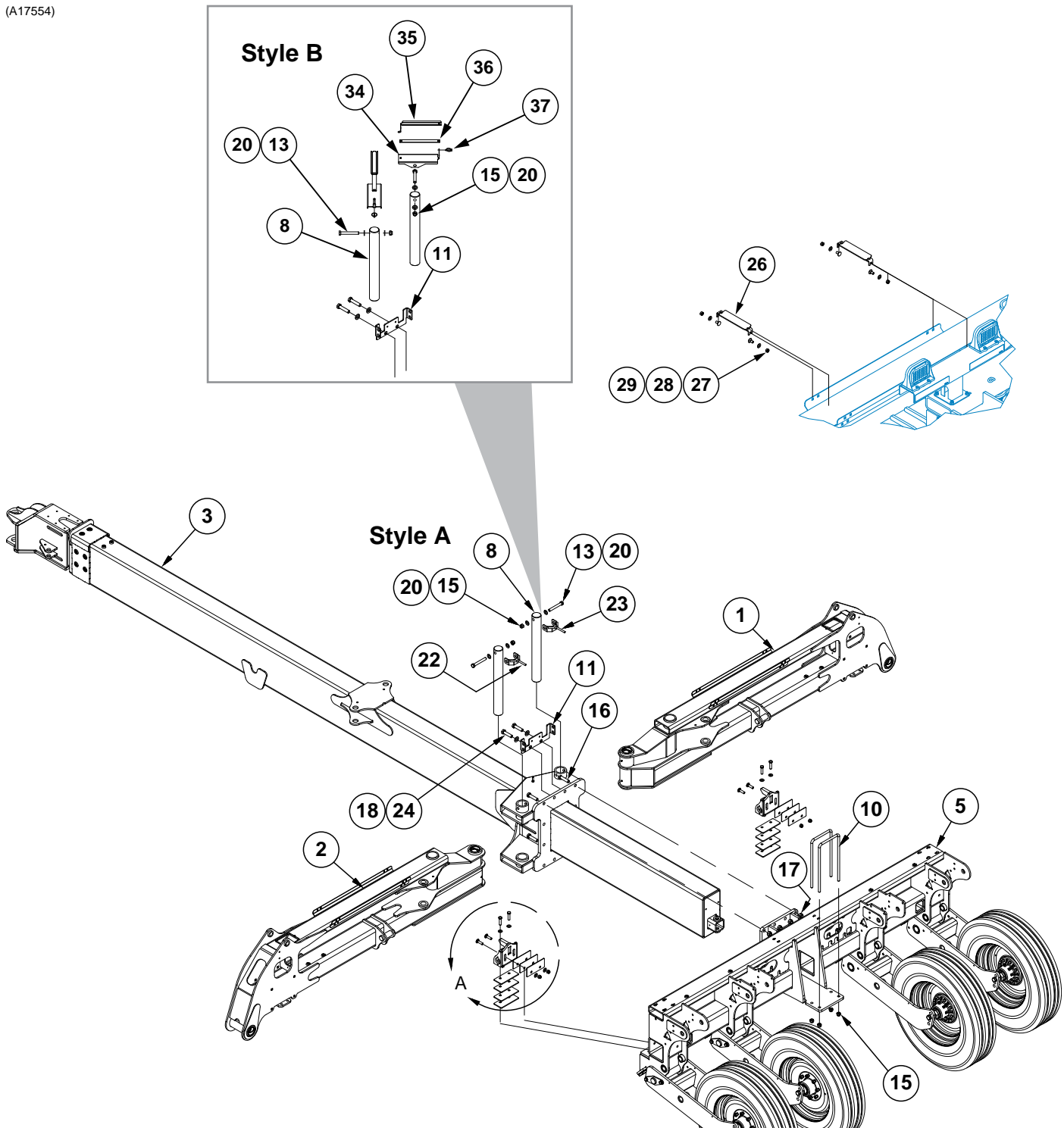


| ITEM | PART NO. | QTY. | DESCRIPTION |
|------|----------|------|---|
| 1 | --- | 1 | See "Hitch" on page P91 |
| 2 | --- | 1 | See "H-Frame Sub-Assembly, 12 and 16 Row" on page P94 |
| 3 | GA17361 | 1 | L.H. Stub Wing, 12 Row |
| | GA17247 | - | L.H. Stub Wing, 16 Row |
| 4 | GA17362 | 1 | R.H. Stub Wing, 12 Row |
| | GA17248 | - | R.H. Stub Wing, 16 Row |
| 5 | GA20823 | 2 | Stub Wing Latch |

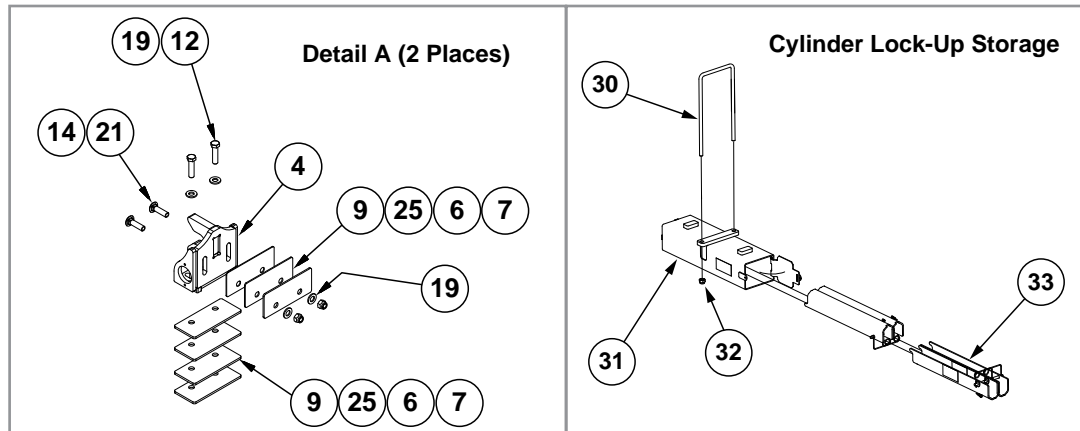


| ITEM | PART NO. | QTY. | DESCRIPTION |
|------|------------|------|--|
| 6 | GD24786-01 | 8 | Shim, 1/4" (As Required) |
| 7 | G11391 | 10 | Flat Washer, 5/8" SAE, 12 and 16 Row |
| 8 | GD25235 | 2 | U-Bolt, 8" x 12" x 3/4"-10, 12 Row and 16 Row |
| 9 | GD25359 | 2 | Main Pivot Pin, 12 Row |
| | GD25231 | - | Main Pivot Pin, 16 Row |
| 10 | GD27431 | 1 | Hydraulic Block Mount Plate, 12 Row and 16 Row |
| 11 | G10009 | - | Hex Head Cap Screw, 5/8"-11 x 2 1/2", 12 Row |
| | G10010 | - | Hex Head Cap Screw, 5/8"-11 x 3", 16 Row |
| 12 | G10045 | 2 | Hex Head Cap Screw, 1/2"-13 x 4 1/2" |
| 13 | G10107 | 16 | Lock Nut, 5/8"-11 |
| 14 | G10111 | 2 | Lock Nut, 1/2"-13 |
| 15 | G10112 | 4 | Lock Nut, 3/4"-10 |
| 16 | G10392 | 4 | Carriage Bolt, 5/8"-11 x 2 1/2" |
| 17 | G10862 | 2 | Hex Head Cap Screw, 5/8"-11 x 3 1/4" |
| 18 | G11389 | 4 | Flat Washer, 1/2" Plated SAE |
| 19 | GD27520 | 1 | Insulated Clamp, 3/8" |
| 20 | G10102 | 1 | Hex Nut, 1/2"-13 |
| 21 | G10037 | 1 | Hex Head Cap Screw, 1/2"-13 x 1 1/4" |
| 22 | GA17787 | 1 | L.H. Hose Guide, 12 Row |
| | GA17789 | - | L.H. Hose Guide, 16 Row |
| 23 | GA17788 | 1 | R.H. Hose Guide, 12 Row |
| | GA17790 | - | R.H. Hose Guide, 16 Row |
| 24 | GD24786-04 | 2 | Shim, 12 Gauge (.1046") (As Required) |
| 25 | GD24786-03 | 2 | Shim, 10 Gauge (.1345") (As Required) |
| 26 | GD24786-02 | 2 | Shim, 7 Gauge (.1793") (As Required) |
| 27 | G10009 | 4 | Hex Head Cap Screw, 5/8"-11 x 2 1/2" |
| 28 | GD25235 | 1 | U-Bolt, 8" x 14" x 3/4"-10 |
| 29 | G10112 | 2 | Lock Nut, 3/4"-10 |
| 30 | GA20775 | 1 | Cylinder Lock Storage Tube |
| 31 | GA20757 | 4 | Cylinder Lock |
| 32 | GD2558 | 2 | Lynch Pin, 1/4" |
| 33 | --- | - | --- |
| 34 | GD30779 | 2 | Hose Guide Bracket |
| 35 | GD30782 | 2 | Hose Guide Mount, 12 Row |
| | GD30781 | 2 | Hose Guide Mount, 16 Row |

(A17554)



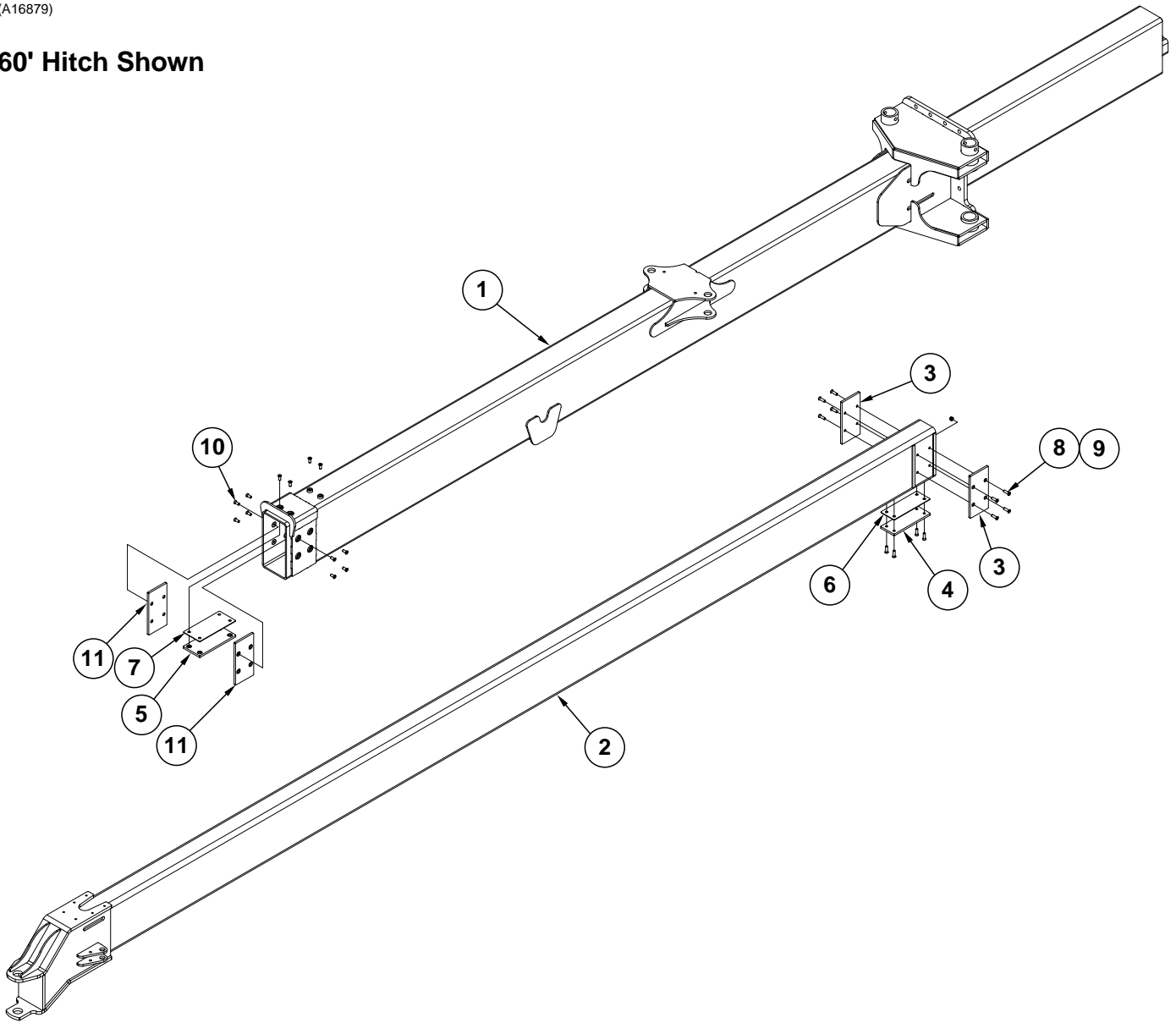
| ITEM | PART NO. | QTY. | DESCRIPTION |
|------|------------|------|--|
| 1 | GA16752 | 1 | R.H. Stub Wing |
| 2 | GA16753 | 1 | L.H. Stub Wing |
| 3 | --- | 1 | See "Hitch" on page P91 |
| 4 | GA20823 | 2 | Stub Wing Latch |
| 5 | --- | 1 | See "H-Frame Sub-Assembly, 24 Row" on page P95 |
| 6 | GD24786-03 | 2 | Shim, 10 Gauge (.1345") (As Required) |



| ITEM | PART NO. | QTY. | DESCRIPTION |
|------|------------|------|---|
| 7 | GD24786-04 | 2 | Shim, 12 Gauge (.1046") (As Required) |
| 8 | GD24420 | 2 | Main Pivot Pin |
| 9 | GD24786-01 | 8 | Shim, 1/4" |
| 10 | GD25499 | 2 | U-Bolt, 8" x 16" x 3/4"-10 |
| 11 | GD27432 | 1 | Hydraulic Block Mount Plate, 24 Row |
| 12 | G10009 | 4 | Hex Head Cap Screw, 5/8"-11 x 2 1/2" |
| 13 | G10058 | 2 | Hex Head Cap Screw, 3/4"-10 x 5 1/2" |
| 14 | G10107 | 4 | Lock Nut, 5/8"-11 |
| 15 | G10112 | 6 | Lock Nut, 3/4"-10 |
| 16 | G11217 | 10 | Hex Head Cap Screw, 7/8"-9 x 3 1/2" |
| 17 | G10418 | 12 | Lock Nut, 7/8"-9 |
| 18 | G11027 | 2 | Hex Head Cap Screw, 7/8"-9 x 4" |
| 19 | G11391 | 8 | Flat Washer, 5/8" SAE |
| 20 | G11392 | 4 | Flat Washer, 3/4" SAE |
| 21 | G11695 | 4 | Carriage Bolt, 5/8"-11 x 3 1/2", Grade 5 |
| 22 | GA19303 | 1 | L.H. Hose Guide, 24 Row |
| 23 | GA19304 | 1 | R.H. Hose Guide, 24 Row |
| 24 | G11393 | 2 | Flat Washer, 7/8" |
| 25 | GD24786-02 | 2 | Shim, 7 Gauge (.1793") (As Required) |
| 26 | GD26547 | 4 | Hydraulic Hose Clamp (2015 Production) |
| 27 | G10101 | 8 | Hex Nut, 3/8"-16 (2015 Production) |
| 28 | G11387 | 8 | Flat Washer, 3/8" SAE (2015 Production) |
| 29 | G10308 | 8 | Carriage Bolt, 3/8"-16 x 3/4" (2015 Production) |
| 30 | GD25499 | 1 | U-Bolt, 8" x 16" x 3/4"-10 |
| 31 | GA20774 | 1 | Cylinder Lock Storage Tube, Flip Axle |
| | GA20775 | - | Cylinder Lock Storage Tube, Non-Flip Axle |
| 32 | G10112 | 2 | Lock Nut, 3/4"-10 |
| 33 | GA20756 | 4 | Cylinder Lock, Flip Axle |
| | GA20757 | | Cylinder Lock, Non-Flip Axle |
| 34 | GD30780 | 2 | Hose Guide Mount, 24 Row |
| 35 | GD30779 | 2 | Hose Guide Bracket |
| 36 | GD30778 | 2 | Separator Plate |
| 37 | GD2558 | 2 | Lynch Pin, 1/4" |

(A16879)

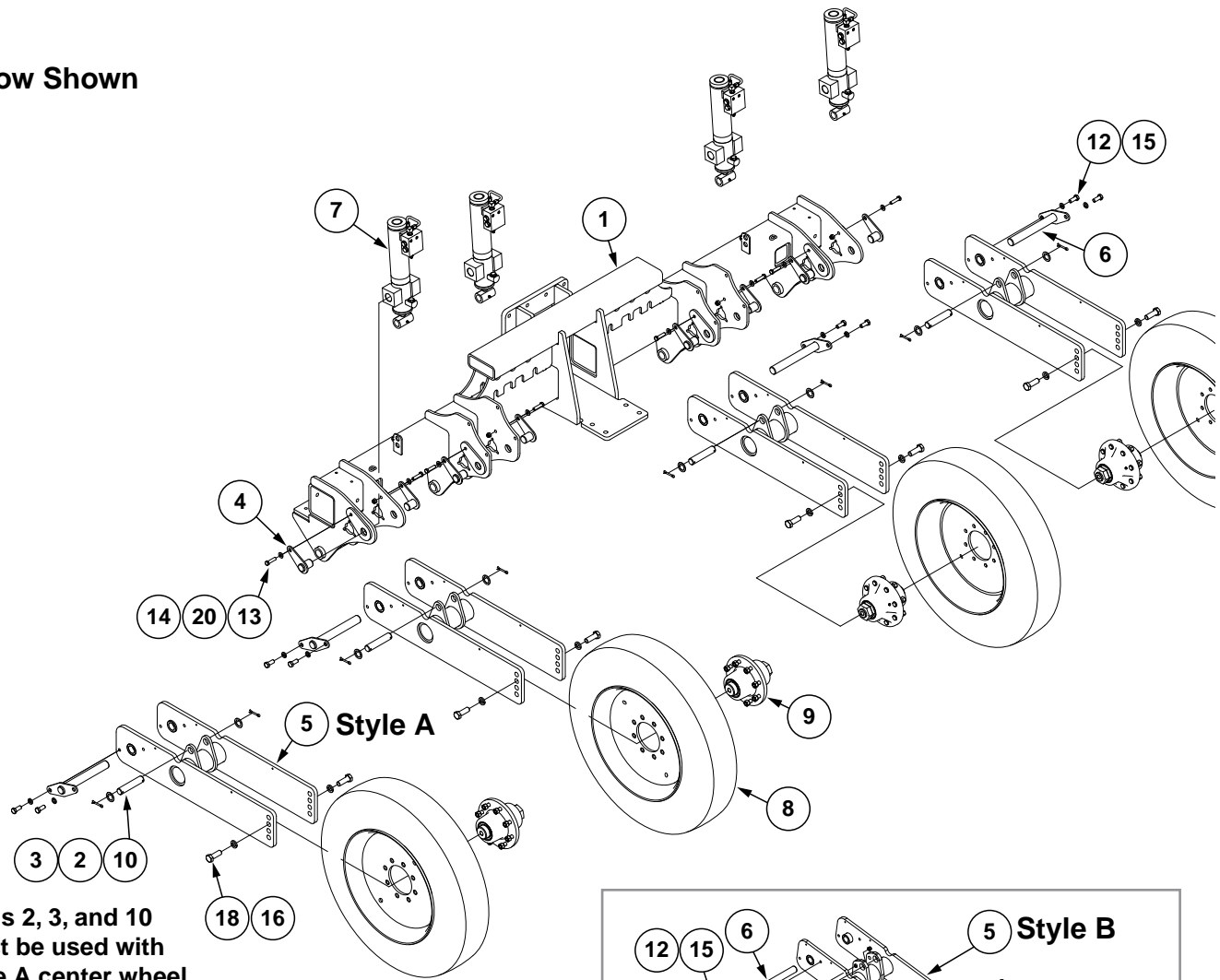
60' Hitch Shown



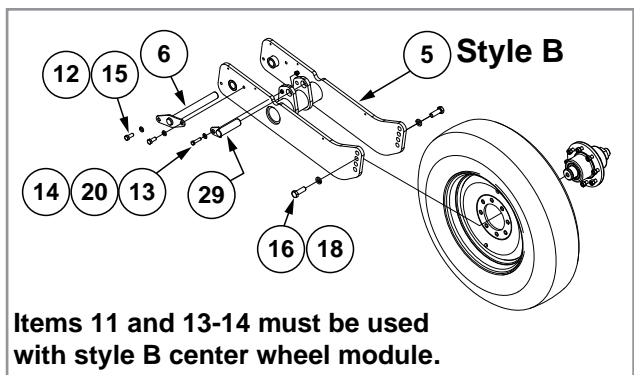
| ITEM | PART NO. | QTY. | DESCRIPTION |
|------|------------|------|---|
| 1 | GA21732 | 1 | 60' Outer Hitch, 24 Row |
| | GA21733 | - | 40' Outer Hitch, 16 Row |
| | GA21734 | - | 30' Outer Hitch, 12 Row |
| 2 | GA21512 | 1 | 60' Inner Hitch, 24 Row |
| | GA21513 | - | 40' Inner Hitch, 16 Row |
| | GA21514 | - | 30' Inner Hitch, 12 Row |
| 3 | GD25224 | 2 | Wear Pad, 12 Row |
| | GD27624 | 2 | Wear Pad, 16 Row |
| | GD24411 | 2 | Wear Pad, 24 Row |
| 4 | GD24412 | 1 | Inner Bottom Wear Pad |
| 5 | GA18313 | 2 | Outer Top Wear Pad W/Bushing |
| 6 | GD25386-04 | 1 | Shim, 10 Gauge (.1345"), 12 Row and 24 Row Only |
| 7 | GD25387-04 | 1 | Shim, 10 Gauge (.1345"), 12 Row and 24 Row Only |
| 8 | G11534 | 12 | Hex Flat Head Counter Sunk, 1/2"-13 x 1 3/4" |
| 9 | G10111 | 12 | Lock Nut, 1/2"-13 |
| 10 | G11572 | 12 | Hex Flat Head Counter Sunk, 1/2"-13 x 1 1/4" |
| 11 | GA18315 | - | Outer Side Wear Pad W/Bushing, 12 Row |
| | GA19234 | - | Outer Side Wear Pad W/Bushing, 16 Row |
| | GA18314 | - | Outer Side Wear Pad W/Bushing, 24 Row |

(A17462)

12 Row Shown

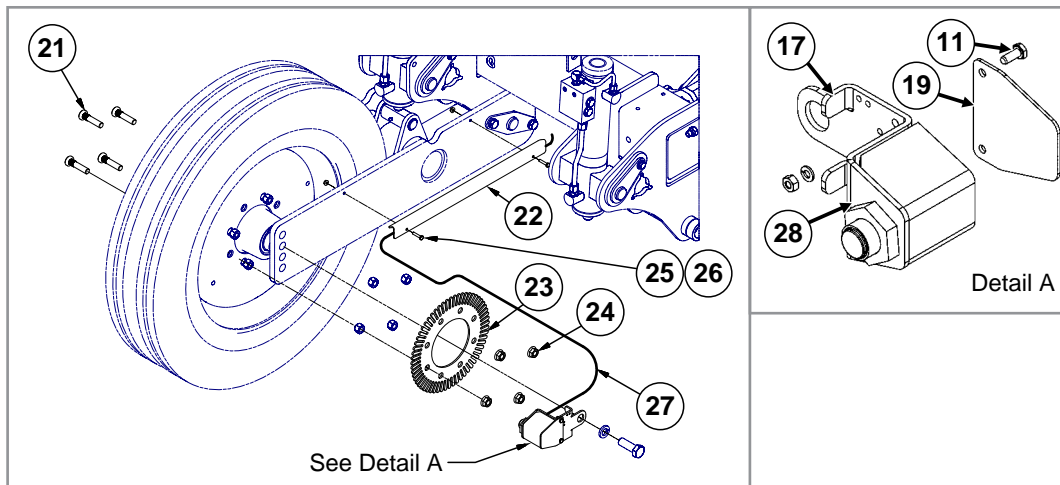


Items 2, 3, and 10 must be used with style A center wheel module.



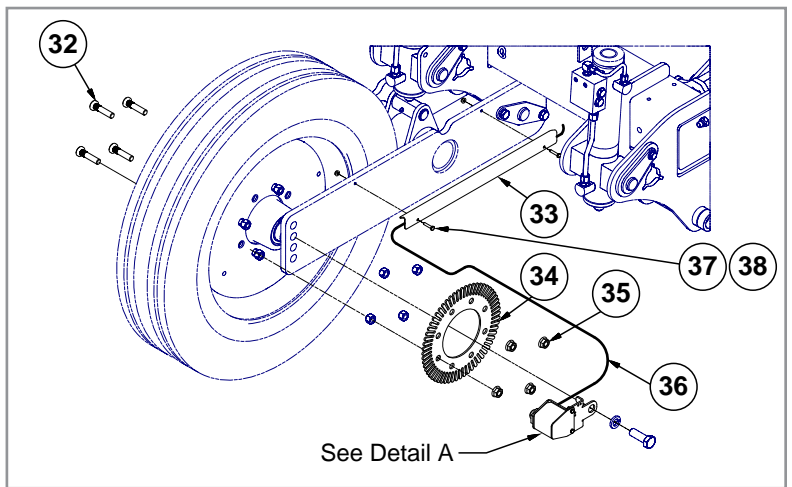
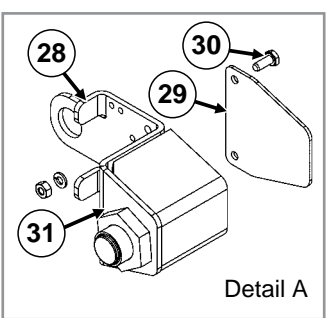
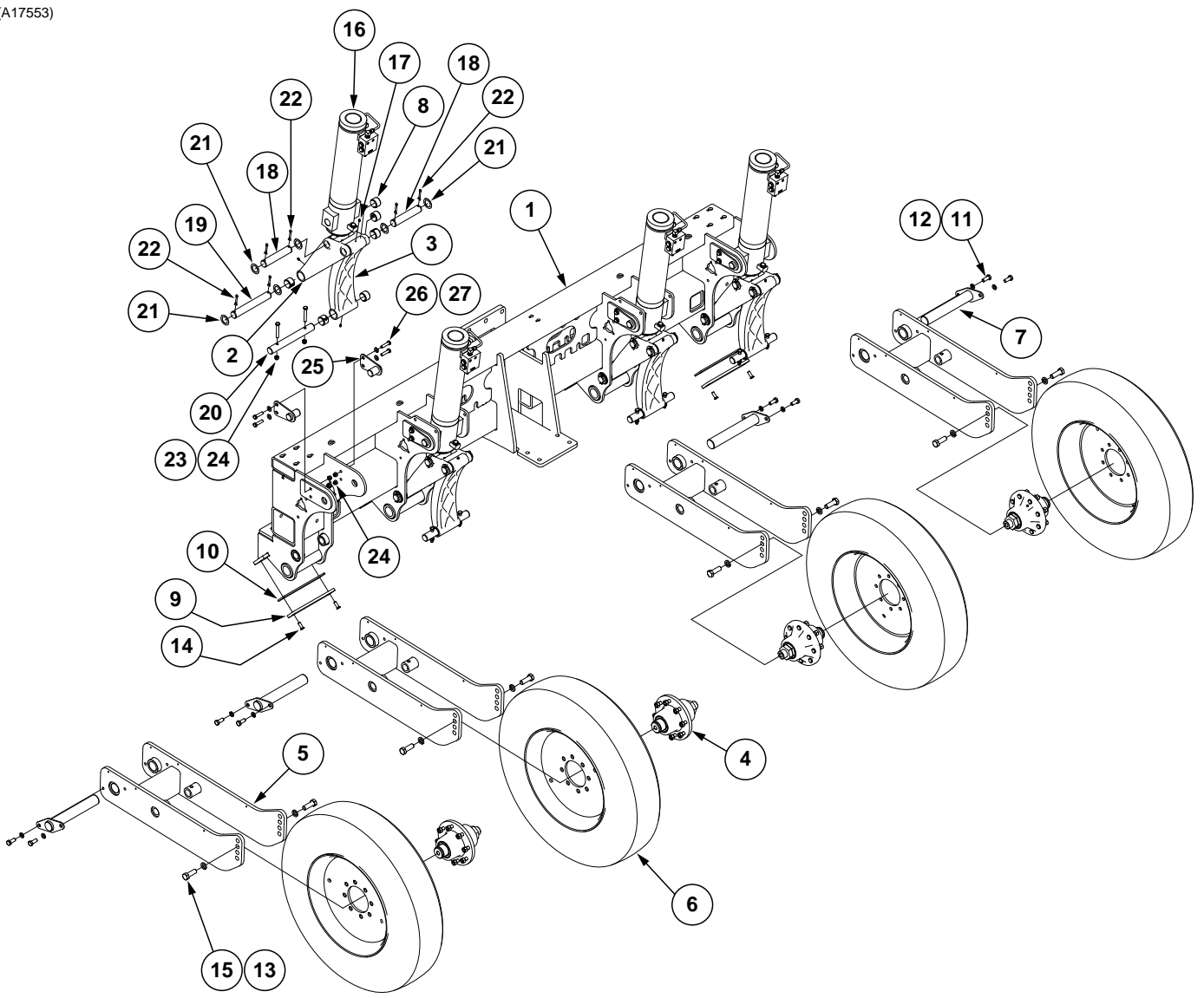
Items 11 and 13-14 must be used with style B center wheel module.

| ITEM | PART NO. | QTY. | DESCRIPTION |
|------|----------|------|---|
| 1 | GA19186 | 1 | H-Frame |
| 2 | G10460 | 8 | Cotter Pin, 1/4" x 2" |
| 3 | G10159 | 8 | Washer, 1 7/8", 12 Row |
| | G10450 | 8 | Washer, 2 1/4", 18 Gauge (.0478"), 16 Row |
| 4 | GA19187 | 8 | Master Cylinder Pin |
| 5 | GA17368 | 4 | Center Wheel Module, 12 Row |
| | GA21770 | - | Center Wheel Module, 16 Row |
| 6 | GA17372 | 4 | Hammer Strap Pin, 12 Row |
| | GA19890 | - | Hammer Strap Pin, 16 Row |



| ITEM | PART NO. | QTY. | DESCRIPTION |
|------|------------|------|--|
| 7 | GA20698 | 4 | See "Master Cylinder (Center), 12 Row" on page P197 |
| | GA21013 | 4 | See "Master Cylinder (Center), 16 Row" on page P199 |
| 8 | --- | 4 | See "H-Frame Tire and Hub Assembly, 12 Row" on page P155 See "H-Frame Wheel and Hub Assembly, 16 Row and 24 Row Wing Wheel and Hub Assembly, 24 Row" on page P156 |
| 9 | GA4736 | 4 | See "H-Frame Tire and Hub Assembly, 12 Row" on page P155 See "H-Frame Wheel and Hub Assembly, 16 Row and 24 Row Wing Wheel and Hub Assembly, 24 Row" on page P156 |
| 10 | GD29104-02 | 4 | Pin, 1¼" O.D. x 6", 12 Row |
| | GD29030-02 | 4 | Pin, 1½" O.D. x 6", 16 Row |
| 11 | G10020 | 2 | Hex Head Cap Screw, ¼"-20 x 5/8" |
| | G10227 | 2 | Lock Washer, ¼" |
| | G10103 | 2 | Hex Nut, ¼"-20 |
| 12 | G10007 | 8 | Hex Head Cap Screw, 5/8"-11 x 1½" |
| 13 | G10016 | 8 | Hex Head Cap Screw, ½"-13 x 2" |
| 14 | G10111 | 8 | Lock Nut, ½"-13 |
| 15 | G10230 | 8 | Lock Washer, 5/8" |
| 16 | G10330 | 8 | Lock Washer, 7/8" |
| 17 | GA19335 | 1 | Sensor Bracket |
| 18 | G10448 | 8 | Hex Head Cap Screw, 7/8"-9 x 2½", Grade 8 |
| 19 | GD18646 | 1 | Sensor Bracket Cover |
| 20 | G11389 | 8 | Flat Washer, ½" Plated SAE |
| 21 | GD18676 | 4 | Lug Bolt, 5/8"-18 x 2¾" |
| 22 | GD19252 | 1 | Cable Guard |
| 23 | GD18643 | 1 | Jump Start Wheel |
| 24 | G11254 | 4 | Serrated Flange Nut, 5/8"-18 |
| 25 | G10857 | 2 | Hex Head Cap Screw, ¼"-20 x 1¼" |
| 26 | G10621 | 2 | Serrated Flange Nut, ¼"-20 |
| 27 | GA19393 | 1 | Jump Start Cable |
| 28 | GA13204 | 1 | Hall Effect Sensor |
| 29 | GA21874 | 4 | Hammer Strap Pin, 1½" x 5¼" |

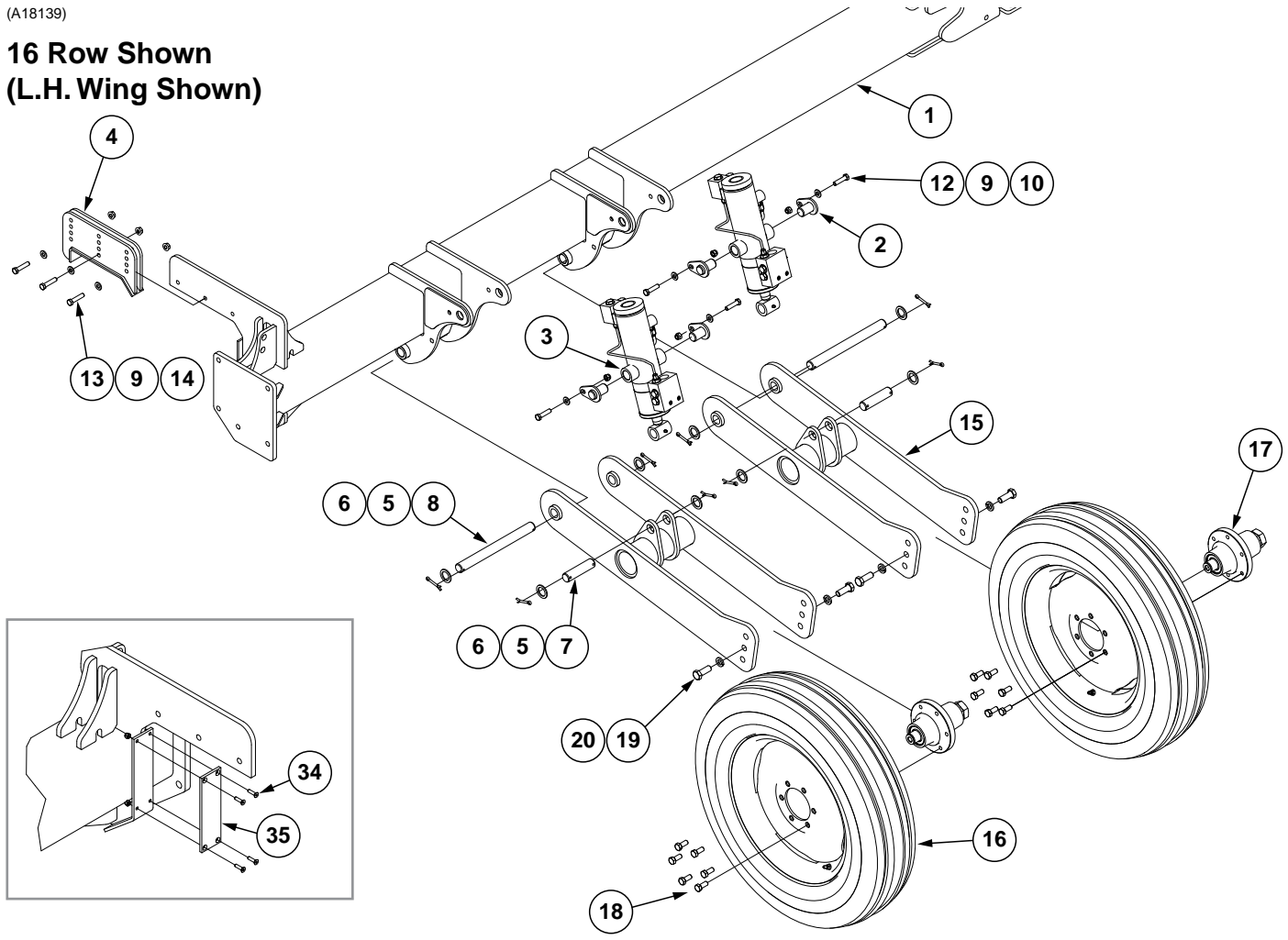
(A17553)



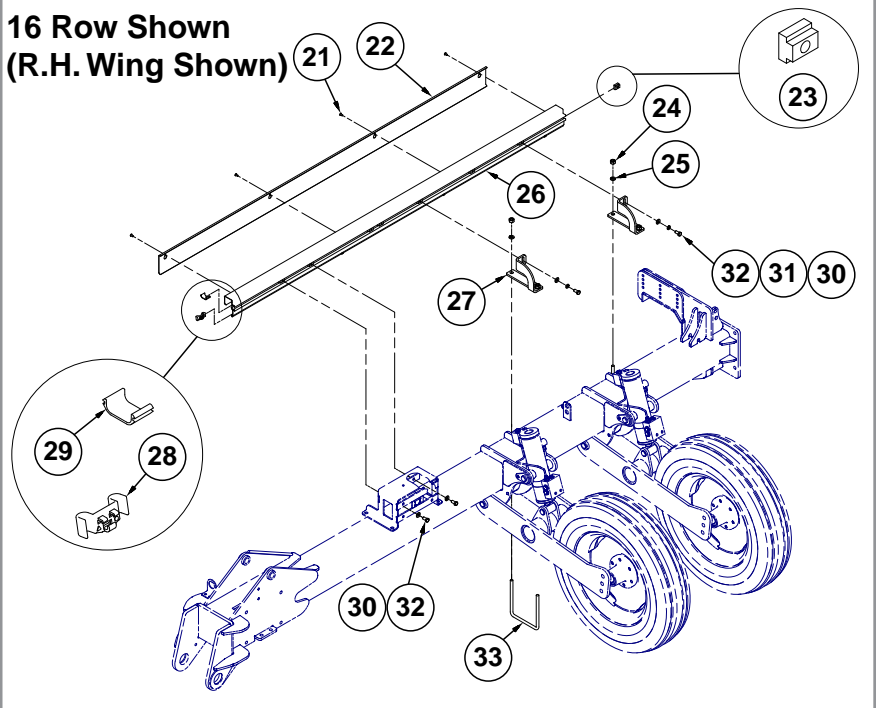
| ITEM | PART NO. | QTY. | DESCRIPTION |
|------|------------|------|--|
| 1 | GA16760 | 1 | H-Frame |
| 2 | GD25424 | 4 | Top Arm Linkage |
| 3 | GD25423 | 4 | Bottom Arm Linkage |
| 4 | GA19886 | 4 | See "H-Frame Wheel and Hub Assembly, 16 Row and 24 Row Wing Wheel and Hub Assembly, 24 Row" on page P156 |
| 5 | GA19883 | 4 | Center Wheel Module |
| 6 | GA19885 | 4 | See "H-Frame Wheel and Hub Assembly, 16 Row and 24 Row Wing Wheel and Hub Assembly, 24 Row" on page P156 |
| 7 | GA19884 | 4 | Center Axle Pin |
| 8 | GD25794 | 24 | Spring Bushing, 1½" x 1¼" |
| 9 | GD24434 | 4 | Wear Stop |
| 10 | GD24435-01 | 4 | Shim, ¼" (As Required) |
| 11 | G10007 | 8 | Hex Head Cap Screw, ⅝"-11 x 1½" |
| 12 | G10230 | 8 | Lock Washer, ⅝" |
| 13 | G10330 | 8 | Lock Washer, ⅞" |
| 14 | G10361 | 8 | Flat Head Hex Socket Countersunk Cap Screw, ½"-13 x 1½" |
| 15 | G10448 | 8 | Hex Head Cap Screw, ⅞"-9 x 2½", Grade 8 |
| 16 | GA21160 | 4 | See "Master Cylinder (Center), 24 Row (Flip Axle)" on page P204 |
| 17 | G10640 | 12 | Grease Fitting, ¼"-28 |
| 18 | GD29030-01 | 8 | Pin, 1½" x 7¾" |
| 19 | GD29030-03 | 4 | Pin, 1½" x 10.45" |
| 20 | GD27087-01 | 4 | Pin, 1.48" x 12½" |
| 21 | G10450 | 24 | Washer, 2¼", 18 Gauge (.0478") |
| 22 | G10460 | 24 | Cotter Pin, ¼" x 2" |
| 23 | G10585 | 8 | Hex Head Cap Screw, ½"-13 x 3¼" |
| 24 | G10111 | 24 | Lock Nut, ½"-13 |
| 25 | GA16886 | 8 | Master Cylinder Pin |
| 26 | G10016 | 16 | Hex Head Cap Screw, ½"-13 x 2" |
| 27 | G11389 | 16 | Flat Washer, ½" Plated SAE |
| 28 | GA19335 | 1 | Sensor Bracket |
| 29 | GD18646 | 1 | Sensor Bracket Cover |
| 30 | G10020 | 2 | Hex Head Cap Screw, ¼"-20 x ⅝" |
| | G10227 | 2 | Lock Washer, ¼" |
| | G10103 | 2 | Hex Nut, ¼"-20 |
| 31 | GA13204 | 1 | Hall Effect Sensor |
| 32 | GD18676 | 4 | Lug Bolt, ⅝"-18 x 2¾" |
| 33 | GD19252 | 1 | Cable Guard |
| 34 | GD18643 | 1 | Jump Start Wheel |
| 35 | G11254 | 4 | Serrated Flange Nut, ⅝"-18 |
| 36 | GA19393 | 1 | Jump Start Cable |
| 37 | G10857 | 2 | Hex Head Cap Screw, ¼"-20 x 1¼" |
| 38 | G10621 | 2 | Serrated Flange Nut, ¼"-20 |

(A18139)

**16 Row Shown
(L.H. Wing Shown)**



**16 Row Shown
(R.H. Wing Shown)**

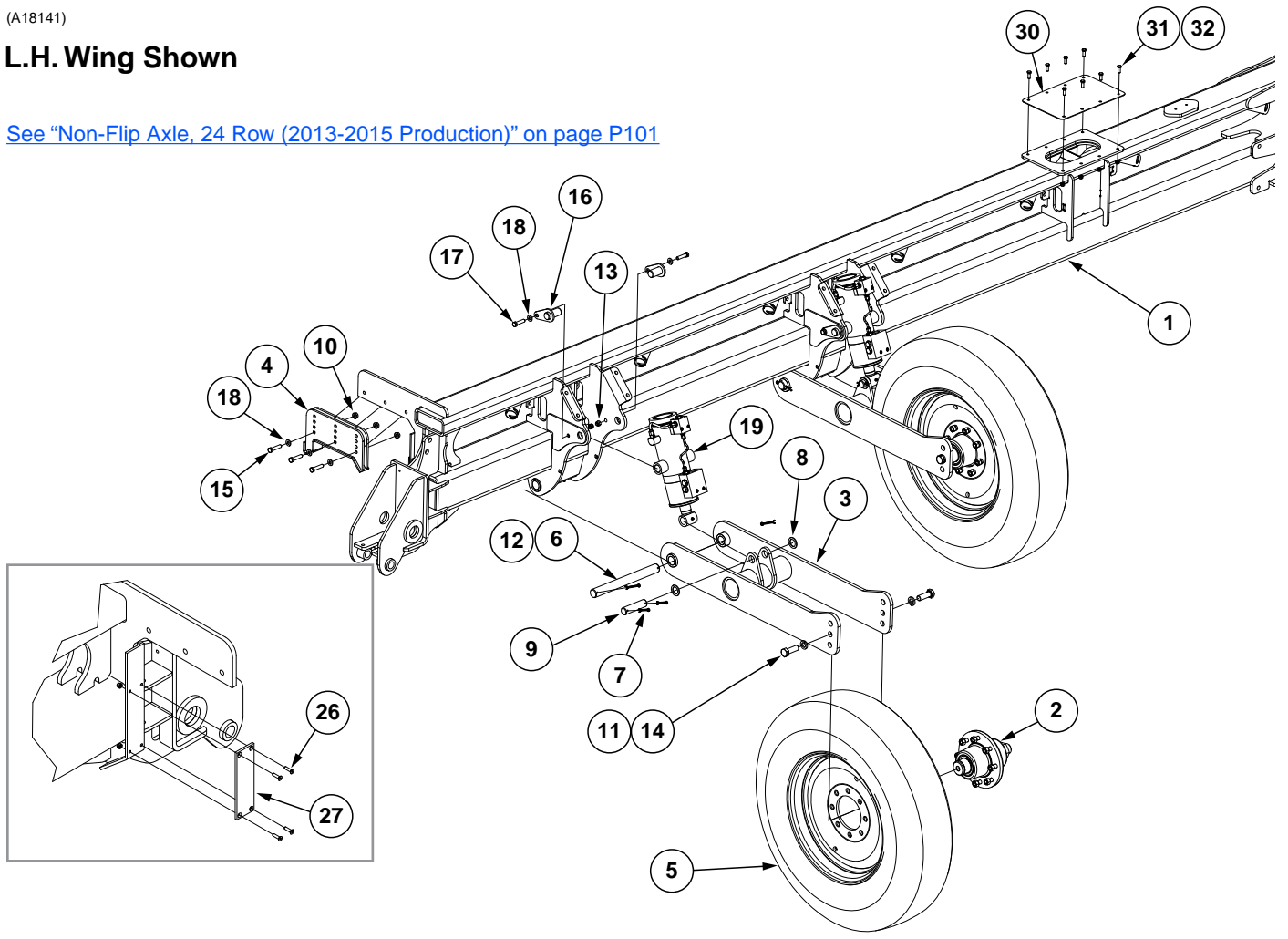


| ITEM | PART NO. | QTY. | DESCRIPTION |
|------|------------|------|---|
| 1 | GA21639 | 1 | L.H. Wing, 16 Row (Shown) |
| | GA21638 | - | R.H. Wing, 16 Row |
| | GA21641 | - | L.H. Wing, 12 Row |
| | GA21640 | - | R.H. Wing, 12 Row |
| 2 | GA17263 | 4 | Slave Cylinder Pin |
| 3 | GA20696 | 2 | See "Wing Cylinder, 12 Row" on page P189 |
| | GA20143 | | See "Wing Cylinder, 16 Row" on page P191 |
| 4 | GA22304 | 1 | Adjustable Hook |
| 5 | G10460 | 8 | Cotter Pin, 1/4" x 2" |
| 6 | G10159 | 8 | Washer, 1 7/8" |
| 7 | GD29104-01 | 2 | Pin, 4.95" |
| 8 | GD29104-03 | 2 | Pin, 13.63" |
| 9 | G11389 | 7 | Flat Washer, 1/2" Plated SAE |
| 10 | G10111 | 4 | Lock Nut, 1/2"-13 |
| 11 | --- | - | --- |
| 12 | G10016 | 4 | Hex Head Cap Screw, 1/2"-13 x 2" |
| 13 | G10581 | 3 | Hex Head Cap Screw, 1/2"-13 x 2 1/4" |
| 14 | G10071 | 3 | Serrated Flange Nut, 1/2"-13 |
| 15 | GA17254 | 2 | Wing Wheel Module |
| 16 | GA17759 | 2 | See "Wing Wheel and Hub Assembly, 12 Row and 16 Row" on page P157 |
| 17 | GA4377 | 2 | See "Wing Wheel and Hub Assembly, 12 Row and 16 Row" on page P157 |
| 18 | GR0270 | 12 | Lug Bolt, 9/16"-18 |
| 19 | G10026 | 4 | Hex Head Cap Screw, 3/4"-10 x 2" |
| 20 | G10231 | 4 | Lock Washer, 3/4" |
| 21 | G11345 | 8 | Phillips Pan Head Machine Screw, 1/4" x 1/2", Grade 2 |
| 22 | GD27188 | 2 | Harness Rail Cover, 12 Row |
| | GD27189 | - | Harness Rail Cover, 16 Row |
| 23 | GD30945 | 8 | Drop In T-Nut, 1/2"-13 |
| 24 | G10104 | 8 | Hex Nut, 5/8"-11 |
| 25 | G10230 | 8 | Lock Washer, 5/8" |
| 26 | GA19000 | 2 | Aluminum Rail, 62", 12 Row |
| | GA19001 | - | Aluminum Rail, 98", 16 Row |
| 27 | GD26082 | 4 | Multi-Purpose Bracket |
| 28 | GB0772 | 8 | Wire Clip |
| 29 | GB0773 | 8 | Wire Support |
| 30 | G11389 | 8 | Flat Washer, 1/2" Plated SAE |
| 31 | --- | - | --- |
| 32 | G11711 | 8 | Hex Head Cap Screw, 1/2"-13 x 1", Grade 5 |
| 33 | GD1114 | 4 | U-Bolt, 7" x 7" x 5/8"-11 |
| 34 | G11180 | 4 | Hex Flat Head Counter Sunk Cap Screw, 1/4"-20 x 1" |
| | G11320 | 4 | Lock Nut, 1/4"-20, Grade B |
| 35 | GD30644 | 1 | Bumper |

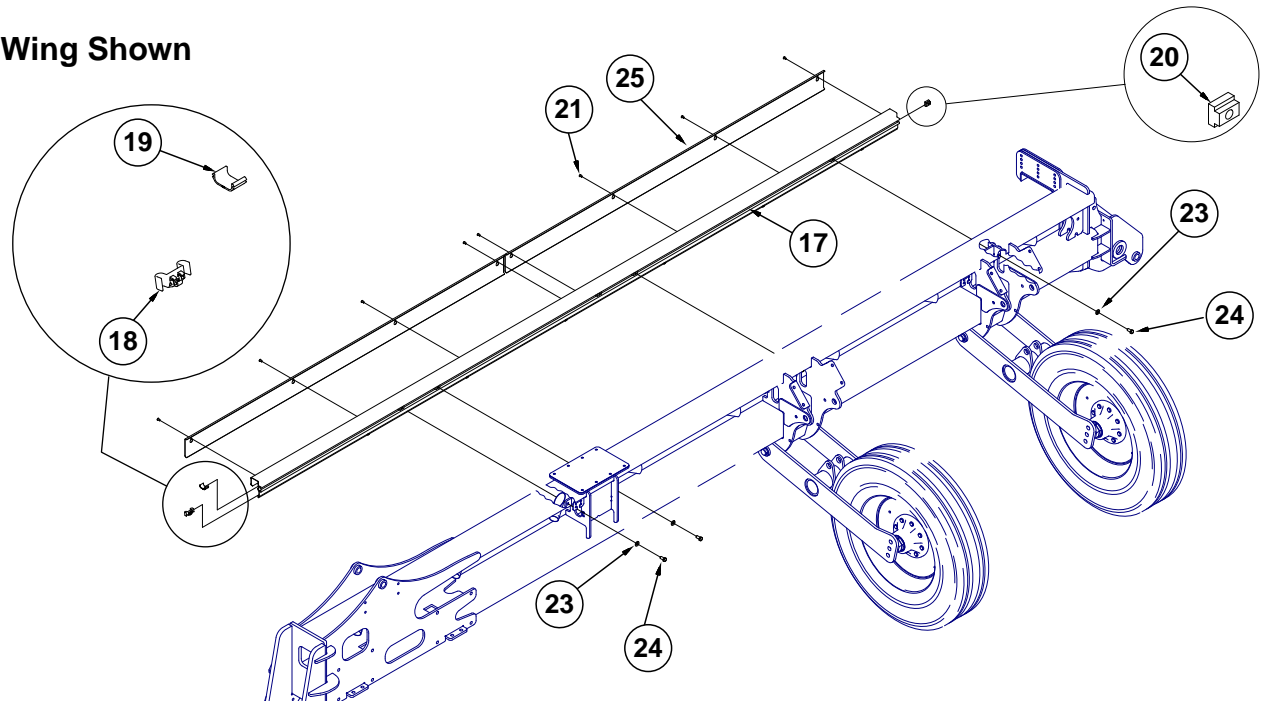
(A18141)

L.H. Wing Shown

[See "Non-Flip Axle, 24 Row \(2013-2015 Production\)" on page P101](#)

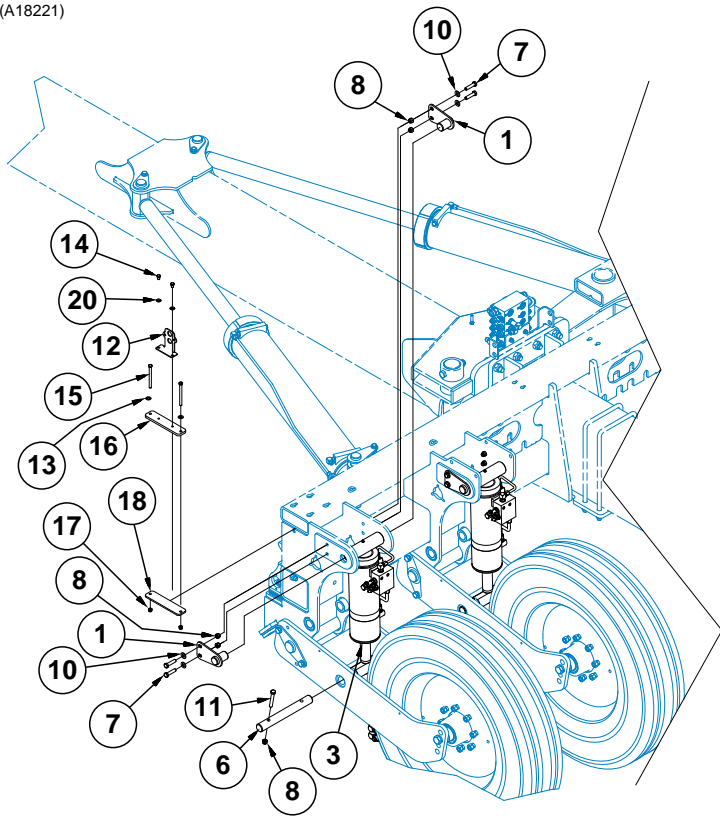


R.H. Wing Shown

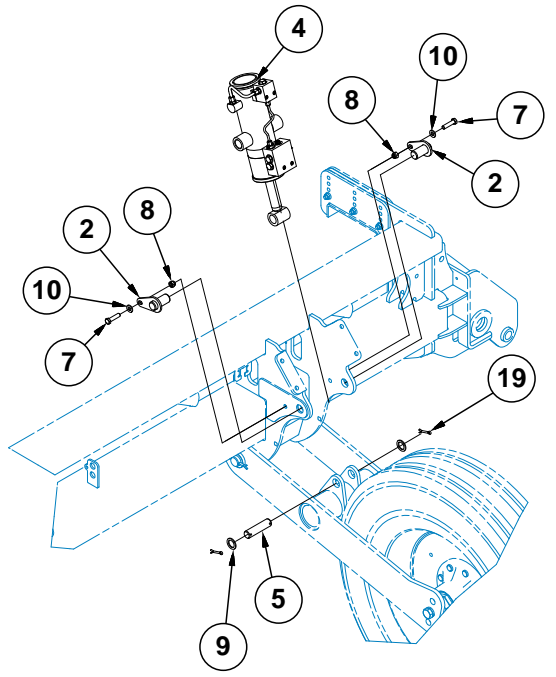


| ITEM | PART NO. | QTY. | DESCRIPTION |
|------|------------|------|--|
| 1 | GA21637 | 1 | L.H. Wing, 24 Row |
| | GA21636 | - | R.H. Wing, 24 Row |
| 2 | GA19886 | 2 | See "H-Frame Wheel and Hub Assembly, 16 Row and 24 Row Wing Wheel and Hub Assembly, 24 Row" on page P156 |
| | GA18901 | 2 | See "H-Frame Wheel and Hub Assembly, 16 Row and 24 Row Wing Wheel and Hub Assembly, 24 Row" on page P156 |
| 3 | GA19888 | 2 | Wing Wheel Module |
| 4 | GA22144 | 1 | Adjustable Hook |
| 5 | GA19885 | 2 | See "H-Frame Wheel and Hub Assembly, 16 Row and 24 Row Wing Wheel and Hub Assembly, 24 Row" on page P156 |
| | GA17765 | 2 | See "H-Frame Wheel and Hub Assembly, 16 Row and 24 Row Wing Wheel and Hub Assembly, 24 Row" on page P156 |
| 6 | GD27087-03 | 2 | Pin, 14.88" |
| 7 | G10460 | 4 | Cotter Pin, ¼" x 2" |
| 8 | G10159 | 4 | Washer, 1⅞" |
| 9 | GD29104-01 | 2 | Pin, 4.95" |
| 10 | G10071 | 3 | Serrated Flange Nut, ½"-13 |
| 11 | G10330 | 4 | Lock Washer, ⅞" |
| 12 | G10362 | 4 | Cotter Pin, ¼" x 3" |
| 13 | G10111 | 4 | Lock Nut, ½"-13 |
| 14 | G10448 | 4 | Hex Head Cap Screw, ⅞-9 x 2½", Grade 8 |
| 15 | G10581 | 3 | Hex Head Cap Screw, ½"-13 x 2¼" |
| 16 | GA16887 | 4 | Slave Cylinder Pin |
| 17 | G10016 | 4 | Hex Head Cap Screw, ½"-13 x 2" |
| 18 | G11389 | 7 | Flat Washer, ½" Plated SAE |
| 19 | GA20144 | 2 | See "Wing Cylinder, 24 Row (Flip Axle)" on page P195 |
| 20 | GD30945 | 6 | T-Slot Nut |
| 21 | G11345 | 16 | Phillips Pan Head Machine Screw, ¼" x ½", Grade 2 |
| 22 | --- | - | --- |
| 23 | G11389 | 8 | Flat Washer, ½" Plated SAE |
| 24 | G11711 | 6 | Hex Head Cap Screw, ½"-13 x 1", Grade 5 |
| 25 | GD27189 | 4 | Harness Rail Cover |
| 26 | G11180 | 4 | Hex Flat Head Counter Sunk Cap Screw, ¼"-20 x 1" |
| | G11320 | 4 | Lock Nut, ¼"-20, Grade B |
| 27 | GD30644 | 1 | Bumper |
| 28 | GB0772 | 14 | Wire Clip |
| 29 | GB0773 | 14 | Wire Support |
| 30 | GD24433 | 1 | Vacuum Mount Cap (Not Used W/Vacuum Meters) |
| 31 | G10001 | 6 | Hex Head Cap Screw, ⅜"-16 x 1" (Not Used W/Vacuum Meters) |
| 32 | G10622 | 6 | Serrated Flange Nut, ⅜"-16 (Not Used W/Vacuum Meters) |

(A18221)



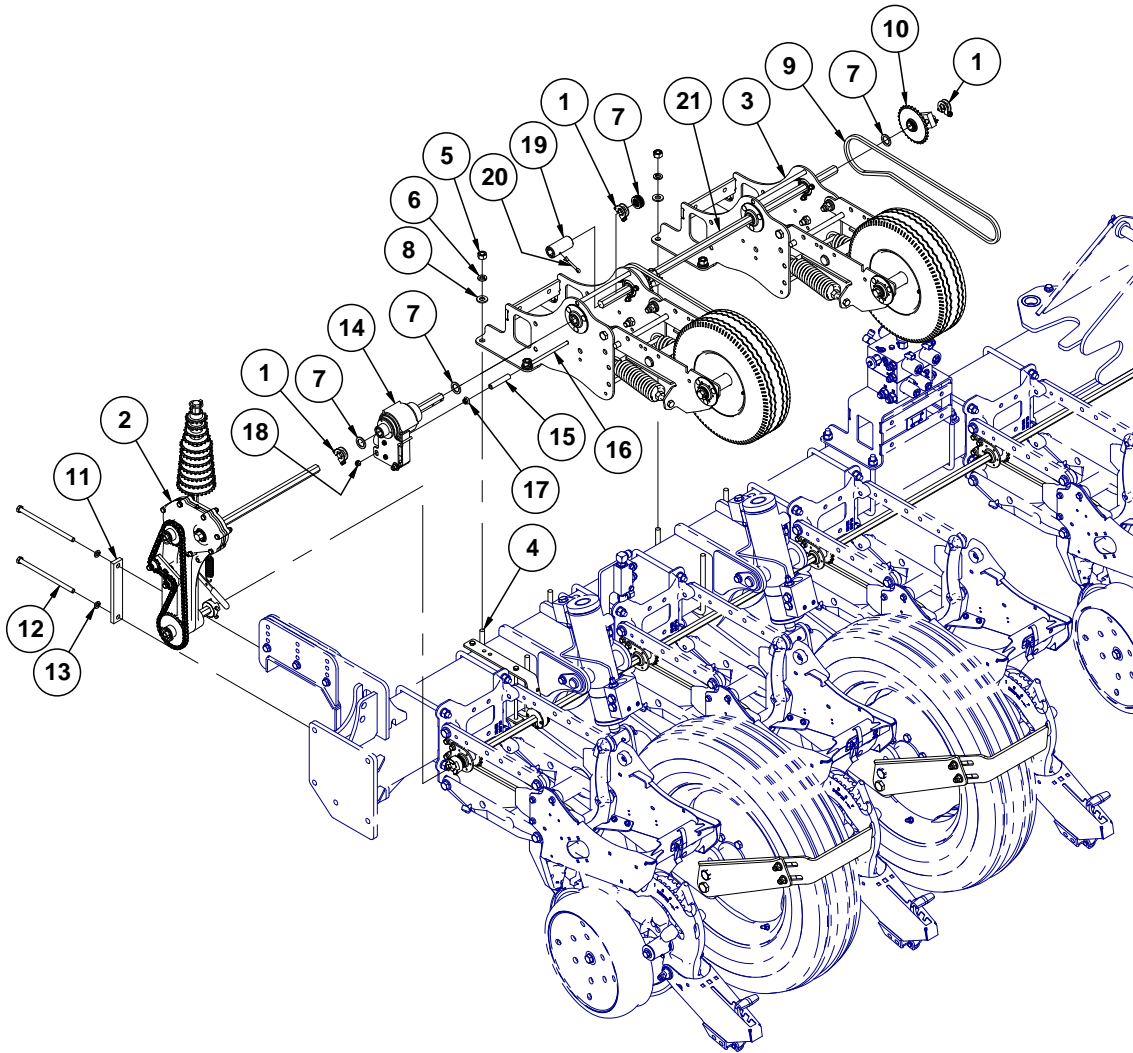
Transport Tires



Wing Wheels

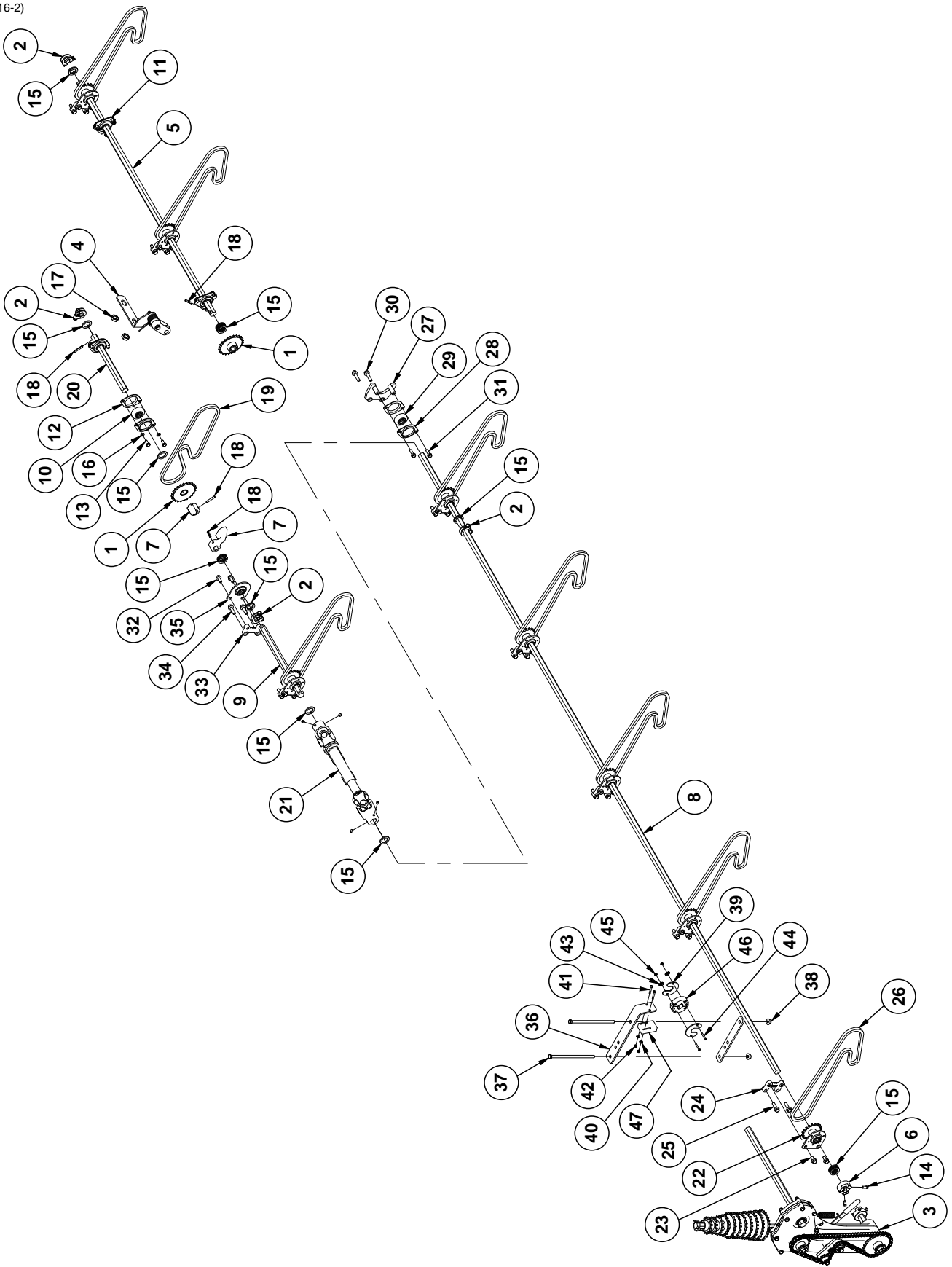
| ITEM | PART NO. | QTY. | DESCRIPTION |
|------|------------|------|---|
| 1 | GA16886 | 8 | Master Cylinder Pin |
| 2 | GA16887 | 8 | Slave Cylinder Pin |
| 3 | GA20547 | 4 | See "Master Cylinder (Center), 24 Row (Non-Flip Axle)" on page P201 |
| 4 | GA20142 | 4 | See "Wing Cylinder, 24 Row (Non-Flip Axle)" on page P193 |
| 5 | GD29104-01 | 4 | Pin, 1¼" x 4.95" |
| 6 | GD27087-01 | 4 | Pin, 1.48" x 12½" |
| 7 | G10016 | 24 | Hex Head Cap Screw, ½"-13 x 2" |
| 8 | G10111 | 28 | Lock Nut, ½"-13 |
| 9 | G10159 | 8 | Washer, 17⁄8" |
| 10 | G11389 | 24 | Flat Washer, ½" Plated SAE |
| 11 | G10585 | 4 | Hex Head Cap Screw, ½"-13 x 3¼" |
| 12 | GD27429 | 2 | Line Support Bracket |
| 13 | G11387 | 4 | Flat Washer, 3⁄8" SAE |
| 14 | G10034 | 4 | Hex Head Cap Screw, 3⁄8"-16 x ½" |
| 15 | G10753 | 4 | Hex Head Cap Screw, 3⁄8"-16 x 4½" |
| 16 | GD26948 | 2 | Top Flow Divider Mount Plate, 3⁄8" Thick |
| 17 | G10108 | 4 | Lock Nut, 3⁄8"-16 |
| 18 | GD26949 | 2 | Top Flow Divider Mount Plate, ¼" Thick |
| 19 | G10460 | 8 | Cotter Pin, ¼" x 2" |
| 20 | G10229 | 4 | Lock Washer, 3⁄8" |

(IP1516-1)

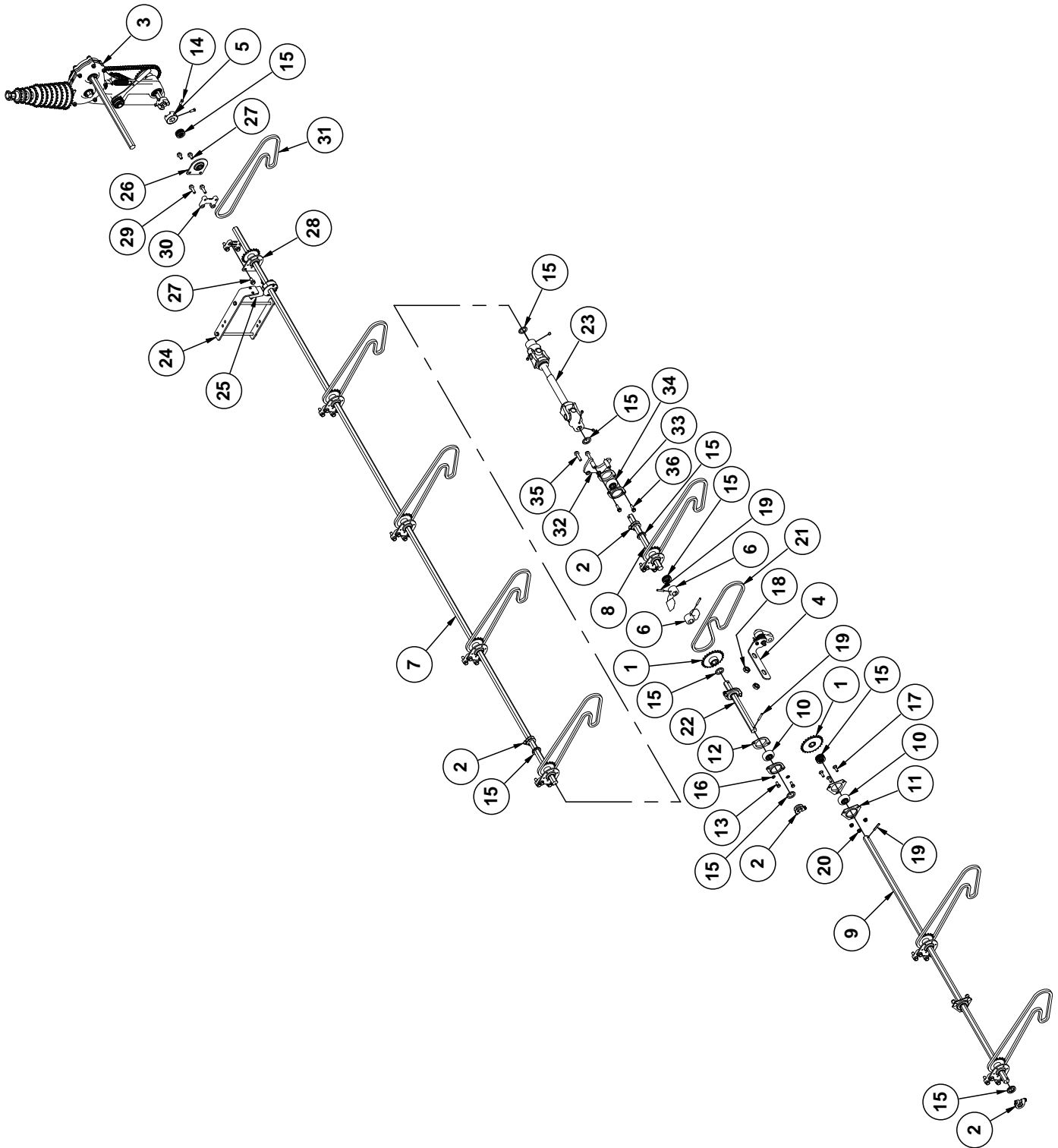


| ITEM | PART NO. | QTY. | DESCRIPTION |
|------|-----------|------|--|
| 1 | GA11331 | 8 | Hex Lock Clamp Assembly |
| 2 | --- | - | See "Transmission" on page P115 |
| 3 | --- | 2 | See "Ground Drive Wheel Module" on page P117 |
| 4 | GD1114 | 8 | U-Bolt, 7" x 7" x 5/8"-11 |
| 5 | G10104 | 16 | Hex Nut, 5/8"-11 |
| 6 | G10230 | 16 | Lock Washer, 5/8" |
| 7 | G10233 | 16 | Machine Bushing, 1 1/2" x 1/32", 10 Gauge (.1345") |
| 8 | G11391 | 16 | Flat Washer, 5/8" SAE |
| 9 | G3310-114 | 4 | Chain, No. 40, 114 Pitch Including Connector Link (Vacuum) |
| | G3310-116 | 4 | Chain, No. 40, 116 Pitch Including Connector Link (Mechanical) |
| | GR0912 | - | Connector Link, No. 40 |
| 10 | GA9843 | 2 | Ratchet/Sprocket Assembly, L.H. |
| | GA5164 | 2 | Ratchet/Sprocket Assembly, RH |
| 11 | GD26597 | 2 | Transmission Mount Bar |
| 12 | G10909 | 4 | Hex Head Cap Screw, 1/2"-13 x 9" |
| 13 | G10228 | 8 | Lock Washer, 1/2" |
| 14 | --- | - | See "Point Row Clutch" on page P123 |
| 15 | GD8893-04 | 2 | Sleeve, 3" Long |
| 16 | G11686 | 2 | Hex Head Cap Screw, 3/8"-16 x 6 1/2", Grade 5 |
| 17 | G11091 | 2 | Serrated Flange Nut, 3/8"-16 |
| 18 | G10108 | 2 | Lock Nut, 3/8"-16 |
| 19 | GD13554 | 2 | Coupler, 3 1/4" |
| 20 | G10460 | 2 | Cotter Pin, 1/4" x 2" |
| 21 | GD0914-40 | 2 | Hex Shaft, 7/8" x 40" (No Holes), 16 Row |
| | GD0914-10 | 2 | Hex Shaft, 7/8" x 100" (No Holes), 12 Row |

(IP1516-2)



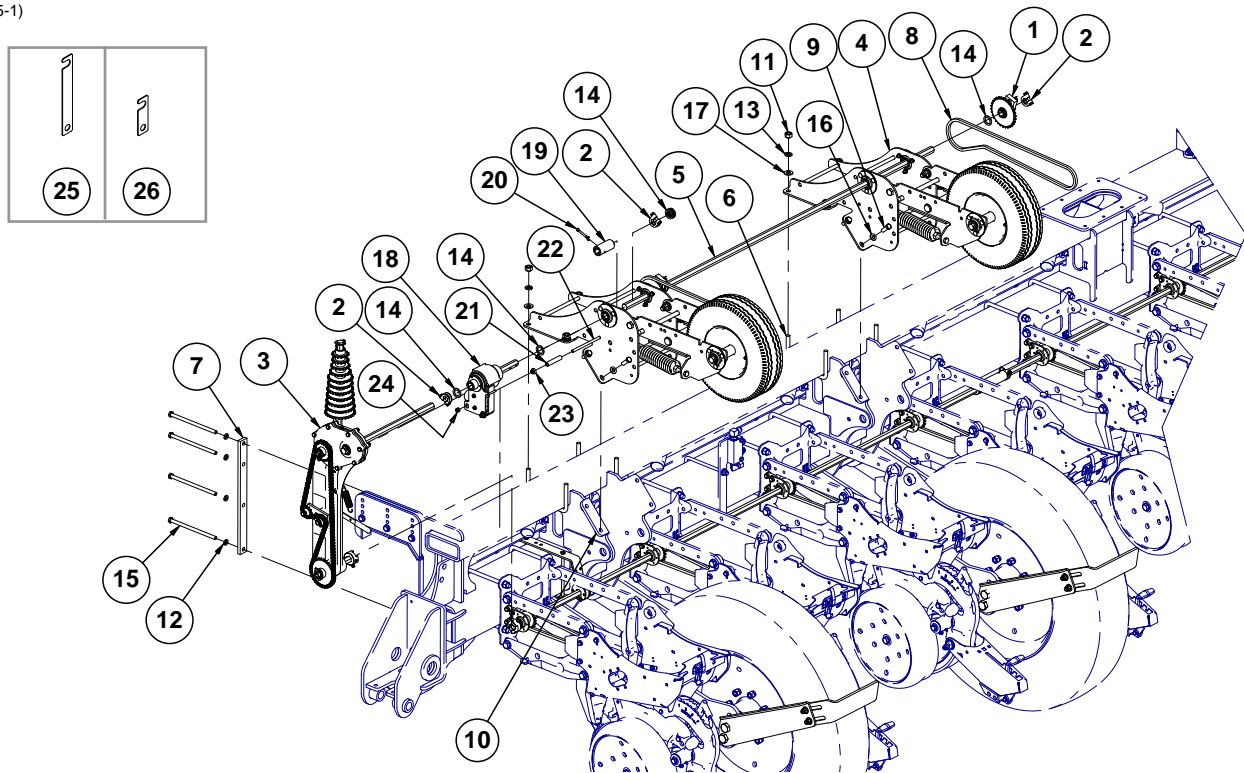
| ITEM | PART NO. | QTY. | DESCRIPTION | ITEM | PART NO. | QTY. | DESCRIPTION |
|------|---------------|------|--|------|----------|------|--|
| 1 | GA5109 | 2 | Sprocket, 24 Tooth | 27 | GA17661 | 1 | Bearing Mount Extension |
| 2 | GA11331 | 4 | Hex Lock Clamp Assembly | 28 | G3400-03 | 2 | Flangette |
| 3 | --- | 1 | See "Transmission" on page P115 | 29 | G2100-03 | 1 | Bearing, 7/8" Hex Bore, Spherical |
| 4 | --- | 1 | See "Chain Tensioner" on page P120 | 30 | G11408 | 2 | Hex Serrated Flange Cap Screw, 3/8"-16 x 1 1/2" |
| 5 | GD6825-49.50 | 1 | Hex Shaft, 7/8" x 49 1/2" | 31 | G11480 | 2 | Hex Socket Flange Cap Screw, 5/16"-18 x 1" |
| 6 | GB0287 | 2 | Coupler | 32 | G11123 | 4 | Hex Serrated Flange Cap Screw, 3/8"-16 x 3/4" |
| 7 | GB0730 | 2 | Paddle Drive | 33 | GD26329 | 2 | Row Unit Bearing Mount |
| 8 | GD0914-132 | 1 | Hex Shaft, 7/8" x 132" (No Holes), 16 Row | 34 | G11204 | 4 | Hex Serrated Flange Cap Screw, 3/8"-16 x 1 1/4", Grade 5 |
| | GD0914-72 | - | Hex Shaft, 7/8" x 72" (No Holes), 12 Row | 35 | GA2180 | 1 | Hanger Bearing, 7/8" Hex Bore |
| 9 | GD6825-14.625 | 1 | Hex Shaft, 7/8" x 14 5/8" | 36 | GD18118 | 2 | Shaft Sensor Mount |
| 10 | G2100-03 | 8 | Bearing, 7/8" Hex Bore, Spherical | | GD18168 | 2 | Mount |
| 11 | G3400-01 | 8 | Flangette | 37 | G10686 | 4 | Hex Head Cap Screw, 3/8"-16 x 8" |
| | G10303 | 12 | Carriage Bolt, 5/16"-18 x 1" | 38 | G11091 | 4 | Serrated Flange Nut, 3/8"-16 |
| | G10620 | 12 | Serrated Flange Nut, 5/16"-18 | 39 | GD11474 | 4 | Cover |
| 12 | G3400-03 | 8 | Flangette | 40 | G10243 | 4 | Washer, No. 10 SAE |
| 13 | G10043 | 8 | Hex Head Cap Screw, 5/16"-18 x 3/4" | 41 | G11288 | 4 | Pan Head Screw, No. 10-32 x 1 1/4" |
| 14 | G10131 | 4 | Square Head Set Screw, 5/16"-18 x 3/4" | 42 | G10758 | 4 | Hex Nut, No. 10-32 |
| 15 | G10233 | 25 | Machine Bushing, 1/2" x 1/32", 10 Gauge (.1345") | 43 | G10931 | 4 | Lock Washer, No. 8, Internal/External, Stainless Steel |
| 16 | G10232 | 8 | Lock Washer, 5/16" | 44 | G10927 | 4 | Pan Head Machine Screw, No. 8-32 x 1 1/4", Stainless Steel |
| 17 | G10503 | 4 | Hex Jam Nut, 5/8"-11, Grade 2 | 45 | G10928 | 4 | Hex Nut, No. 8-32, Stainless Steel |
| 18 | G10602 | 8 | Spring Pin, 1/4" x 1 1/2" | 46 | GR1414 | 2 | Actuator |
| 19 | G3310-84 | 2 | Chain, No. 40, 84 Pitch Including Connector Link | 47 | GR1415 | 2 | Rotation Sensor |
| | GR0912 | - | Connector Link, No. 40 | A | GA8135 | - | Shaft Rotation Kit, Includes: (2) Actuators (2) Rotation Sensors |
| 20 | GD6825-11.625 | 2 | Hex Shaft, 7/8" x 11 5/8" (2 Holes) | B | GA12694 | - | Shaft Sensor Mounting Package (Items 36-45) |
| 21 | GA20919 | 2 | U-Joint W/Grease Fitting | | | | |
| | GR1293 | - | Yoke, 7/8" Hex | | | | |
| | GR1294 | - | Cross And Bearing Kit | | | | |
| | GR1295 | - | Inboard Kit | | | | |
| | GR1301 | - | Spring Pin, 8 mm x 50 mm | | | | |
| | GR2124 | - | Inner Profile | | | | |
| | GR2125 | - | Outer Profile and Inboard Yoke | | | | |
| | GR1557 | - | Grease Fitting, 45°, Metric | | | | |
| | G10072 | 4 | Hex Socket Set Screw, 3/8"-16 x 3/8" | | | | |
| 22 | GA1720 | 8 | Bearing/Sprocket, 7/8" Hex Bore | | | | |
| 23 | G11123 | 16 | Hex Serrated Flange Cap Screw, 3/8"-16 x 3/4" | | | | |
| 24 | GD26328 | 8 | Row Unit Bearing Mount | | | | |
| 25 | G11204 | 16 | Hex Serrated Flange Cap Screw, 3/8"-16 x 1 1/4", Grade 5 | | | | |
| 26 | G3303-102 | 8 | Chain, No. 41, 102 Pitch Including Connector Link | | | | |
| | GR0196 | - | Connector Link, No. 41 | | | | |



| ITEM | PART NO. | QTY. | DESCRIPTION | ITEM | PART NO. | QTY. | DESCRIPTION |
|------|---------------|------|---|------|-----------|------|--|
| 1 | GA5109 | 2 | Sprocket, 24 Tooth | 29 | G11204 | 32 | Hex Serrated Flange Cap Screw, 3/8"-16 x 1 1/4", Grade 5 |
| 2 | GA11331 | 4 | Hex Lock Clamp Assembly | 30 | GD26328 | 9 | Row Unit Bearing Mount |
| 3 | --- | - | See "Transmission" on page P115 | 31 | G3303-102 | 8 | Chain, No. 41, 102 Pitch Including Connector Link |
| 4 | --- | 1 | See "Chain Tensioner" on page P120 | | GR0196 | - | Connector Link, No. 41 |
| 5 | GB0287 | 2 | Coupler | 32 | GA17661 | 1 | Bearing Mount Extension |
| 6 | GB0730 | 4 | Paddle Drive | 33 | G3400-03 | 2 | Flangette |
| 7 | GD0914-134 | 1 | Hex Shaft, 7/8" x 134 1/2" (No Holes), 16 Row | 34 | G2100-03 | 1 | Bearing, 7/8" Hex Bore, Spherical |
| | GD0914-74 | - | Hex Shaft, 7/8" x 74" (No Holes), 12 Row | 35 | G11408 | 2 | Hex Serrated Flange Cap Screw, 3/8"-16 x 1 1/2" |
| 8 | GD6825-12.688 | 1 | Hex Shaft, 7/8" x 12.688" | 36 | G11480 | 2 | Hex Socket Flange Cap Screw, 5/16"-18 x 1" |
| 9 | GD6825-59 | 1 | Hex Shaft, 7/8" x 59" | | | | |
| 10 | G2100-03 | 4 | Bearing, 7/8" Hex Bore, Spherical | | | | |
| 11 | G3400-01 | 4 | Flangette | | | | |
| 12 | G3400-03 | 8 | Flangette | | | | |
| 13 | G10043 | 8 | Hex Head Cap Screw, 5/16"-18 x 3/4" | | | | |
| 14 | G10131 | 4 | Square Head Set Screw, 5/16"-18 x 3/4" | | | | |
| 15 | G10233 | 25 | Machine Bushing, 1 1/2" x 1/32", 10 Gauge (.1345") | | | | |
| 16 | G10232 | 8 | Lock Washer, 5/16" | | | | |
| 17 | G10303 | 12 | Carriage Bolt, 5/16"-18 x 1" | | | | |
| 18 | G10503 | 4 | Hex Jam Nut, 5/8"-11, Grade 2 | | | | |
| 19 | G10602 | 8 | Spring Pin, 1/4" x 1 1/2" | | | | |
| 20 | G10620 | 12 | Serrated Flange Nut, 5/16"-18 | | | | |
| 21 | G3310-84 | 2 | Chain, No. 40, 84 Pitch Including Connector Link | | | | |
| | GR0912 | - | Connector Link, No. 40 | | | | |
| 22 | GD6825-11.625 | 1 | Hex Shaft, 7/8" x 11 5/8" (2 Holes) | | | | |
| 23 | GA20919 | 2 | U-Joint W/Grease Fitting | | | | |
| | GR1293 | - | Yoke, 7/8" Hex | | | | |
| | GR1294 | - | Cross And Bearing Kit | | | | |
| | GR1295 | - | Inboard Kit | | | | |
| | GR1301 | - | Spring Pin, 8 mm x 50 mm | | | | |
| | GR2124 | - | Inner Profile | | | | |
| | GR2125 | - | Outer Profile and Inboard Yoke | | | | |
| | GR1557 | - | Grease Fitting, 45°, Metric | | | | |
| | G10072 | 4 | Hex Socket Set Screw, 3/8"-16 x 3/8" | | | | |
| 24 | GA12694 | 1 | See "L.H. Row Unit Drill Shafts (Ground Contact Drive), 12 Row and 16 Row" on page P105 | | | | |
| 25 | GA8135 | 1 | Shaft Rotation Kit, Includes: (2) Actuators (2) Rotation Sensors | | | | |
| 26 | GA2180 | 1 | Hanger Bearing, 7/8" Hex Bore | | | | |
| 27 | G11123 | 4 | Hex Serrated Flange Cap Screw, 3/8"-16 x 3/4" | | | | |
| 28 | GA1720 | 8 | Bearing/Sprocket, 7/8" Hex Bore | | | | |

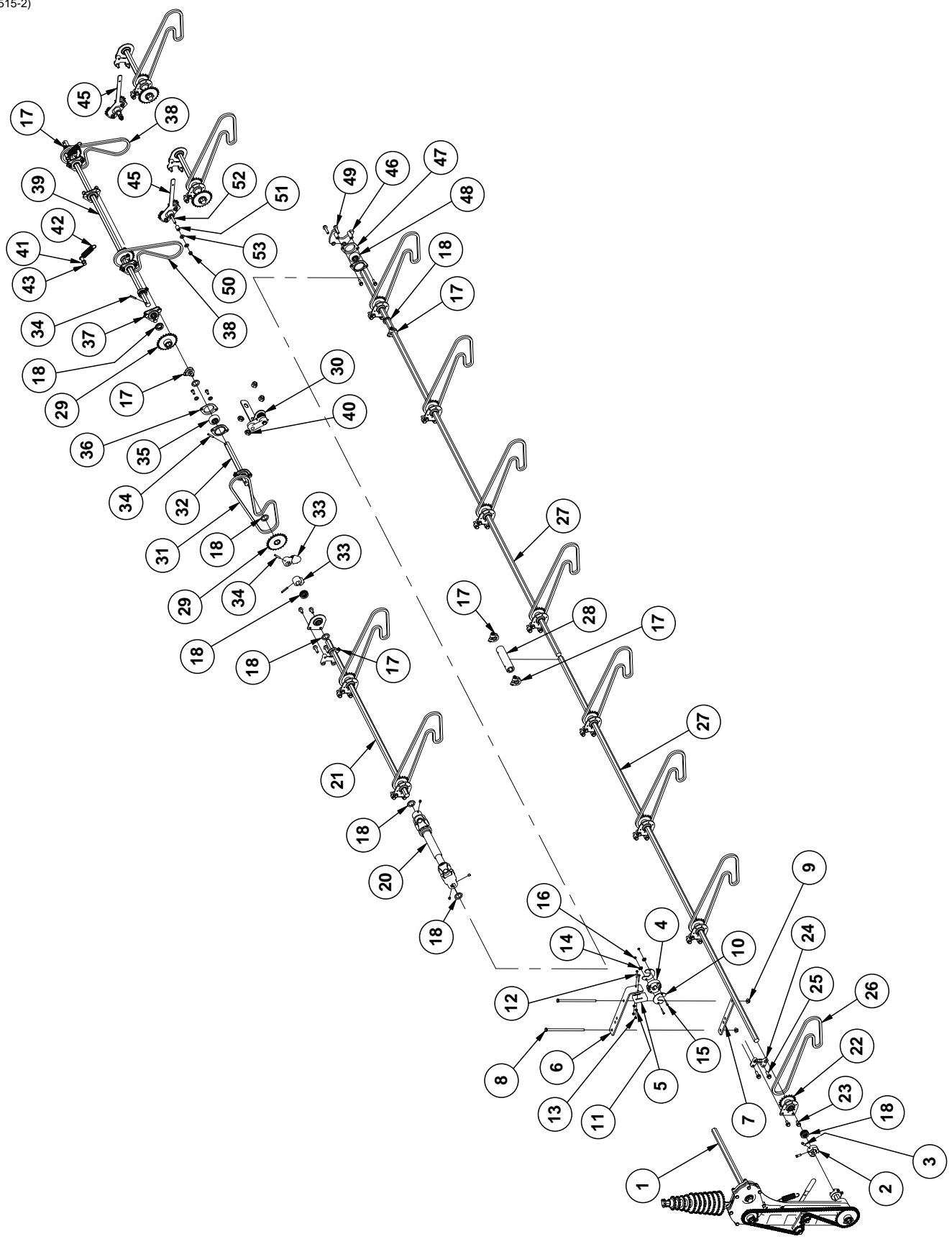
This page left blank intentionally.

(IP1515-1)



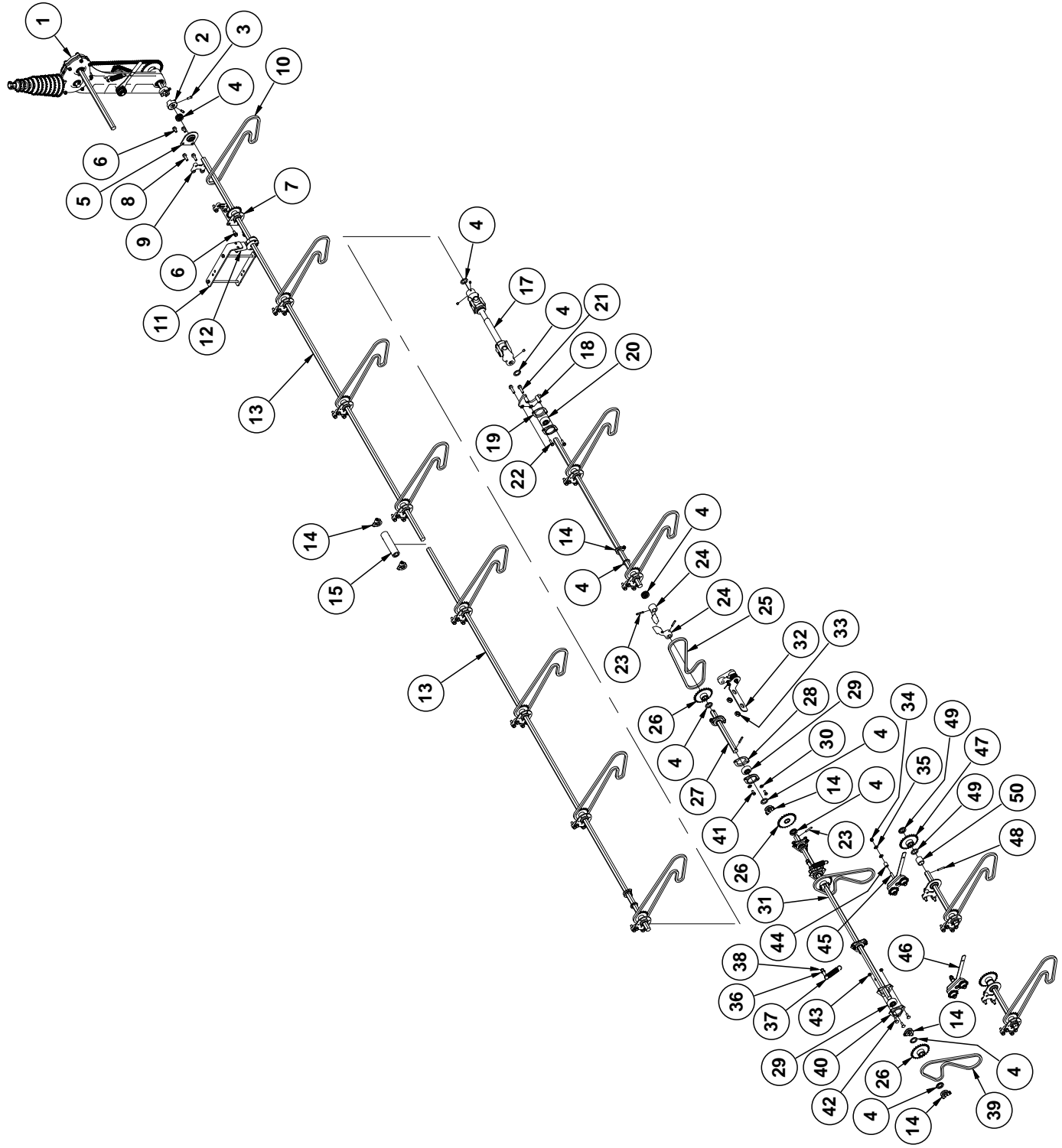
| ITEM | PART NO. | QTY. | DESCRIPTION |
|------|-----------|------|--|
| 1 | GA9843 | 2 | Ratchet/Sprocket Assembly |
| 2 | GA11331 | 6 | Hex Lock Clamp Assembly |
| 3 | --- | - | See "Transmission" on page P115 |
| 4 | --- | - | See "Ground Drive Wheel Module" on page P117 |
| 5 | GD0914-71 | 2 | Hex Shaft, 7/8" x 71" |
| 6 | GD25914 | 8 | U-Bolt, 7" x 3" x 5/8"-11 |
| 7 | --- | - | --- |
| 8 | G3310-114 | 4 | Chain, No. 40, 114 Pitch Including Connector Link (Vacuum) |
| | G3310-116 | 4 | Chain, No. 40, 116 Pitch Including Connector Link (Mechanical) |
| | GR0912 | - | Connector Link, No. 40 |
| 9 | G10017 | 16 | Hex Head Cap Screw, 1/2"-13 x 1 1/2" |
| 10 | G10071 | 16 | Serrated Flange Nut, 1/2"-13 |
| 11 | G10104 | 16 | Hex Nut, 5/8"-11 |
| 12 | G10228 | 8 | Lock Washer, 1/2" |
| 13 | G10230 | 16 | Lock Washer, 5/8" |
| 14 | G10233 | 16 | Machine Bushing, 1 1/2" x 1/32", 10 Gauge (.1345") |
| 15 | G10909 | 8 | Hex Head Cap Screw, 1/2"-13 x 9" |
| 16 | G11389 | 16 | Flat Washer, 1/2" Plated SAE |
| 17 | G11391 | 16 | Flat Washer, 5/8" SAE |
| 18 | --- | - | See "Point Row Clutch" on page P123 |
| 19 | GD13554 | 2 | Coupler, 3/4" |
| 20 | G10460 | 2 | Cotter Pin, 1/4" x 2" |
| 21 | GD8893-04 | 2 | Sleeve, 3" Long |
| 22 | G11686 | 2 | Hex Head Cap Screw, 3/8"-16 x 6 1/2", Grade 5 |
| 23 | G11091 | 2 | Serrated Flange Nut, 3/8"-16 |
| 24 | G10108 | 2 | Lock Nut, 3/8"-16 |
| 25 | GD30284 | - | Shim (As Required) |
| 26 | GD30283 | - | Shim (As Required) |

(IP1515-2)



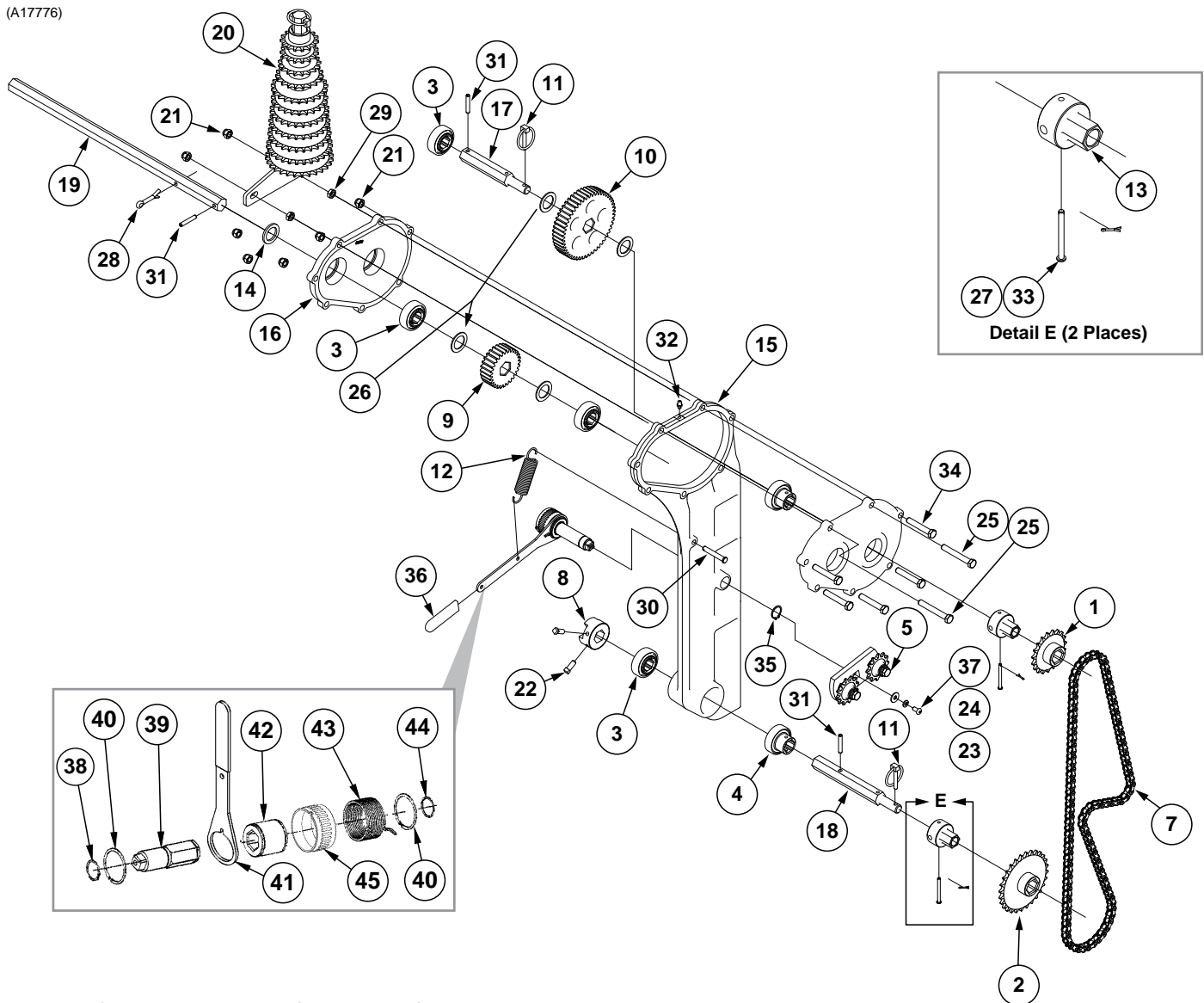
| ITEM | PART NO. | QTY. | DESCRIPTION | ITEM | PART NO. | QTY. | DESCRIPTION |
|------|---------------------|---------|--|------|------------------------------|----------------|---|
| 1 | --- | 1 | See "Transmission" on page P115 | 28 | GD29401 | 2 | Hex Shaft Coupler |
| 2 | GB0287 | 2 | Coupler | 29 | GA5109 | 8 | Sprocket, 24 Tooth |
| 3 | G10131 | 4 | Square Head Set Screw, 5/16"-18 x 3/4" | 30 | --- | - | See "Chain Tensioner" on page P120 |
| 4 | GR1414 | 2 | Actuator | 31 | G3310-88 GR0912 | 2 - | Chain, No. 40, 88 Pitch Including Connector Link |
| 5 | GR1415 | 2 | Rotation Sensor | 32 | GD6825-11.625 | 2 | Connector Link, No. 40 |
| 6 | GD18118 | 2 | Shaft Sensor Mount | 33 | GB0730 | 4 | Hex Shaft, 7/8" x 1 1/8" (2 Holes) |
| 7 | GD18168 | 2 | Mount | 34 | G10602 | 8 | Paddle Drive |
| 8 | G10686 | 4 | Hex Head Cap Screw, 3/8"-16 x 8" | 35 | G2100-03 | 12 | Spring Pin, 1/4" x 1 1/2" |
| 9 | G11091 | 4 | Serrated Flange Nut, 3/8"-16 | 36 | G3400-03 | 8 | Bearing, 7/8" Hex Bore, Spherical |
| 10 | GD11474 | 4 | Cover | 37 | G3400-01 G10620 G10303 | 16 24 24 | Flangette Flangette Serrated Flange Nut, 5/16"-18 Carriage Bolt, 5/16"-18 x 1" |
| 11 | G10243 | 4 | Washer, No. 10 SAE | 38 | G3310-74 GR0912 | 4 - | Chain, No. 40, 74 Pitch Including Connector Link |
| 12 | G11288 | 4 | Pan Head Screw, No. 10-32 x 1/4" | 39 | GD6825-47 | 2 | Connector Link, No. 40 |
| 13 | G10758 | 4 | Hex Nut, No. 10-32 | 40 | G10503 | 4 | Hex Shaft, 7/8" x 47" |
| 14 | G10931 | 4 | Lock Washer, No. 8, Internal/External, Stainless Steel | 41 | G10820 | 4 | Hex Jam Nut, 5/8"-11, Grade 2 |
| 15 | G10927 | 4 | Pan Head Machine Screw, No. 8-32 x 1 1/4", Stainless Steel | 42 | GD5857 | 4 | External Push-On Retaining Ring |
| 16 | G10928 | 4 | Hex Nut, No. 8-32, Stainless Steel | 43 | G10560 | 4 | Spring |
| 17 | GA11331 | 28 | Hex Lock Clamp Assembly | 44 | --- | - | Clevis Pin, 1/2" x 1 3/4" |
| 18 | G10233 | 74 | Machine Bushing, 1 1/2" x 1/32", 10 Gauge (.1345") | 45 | GA20802 GA20803 | 2 - | --- |
| 19 | --- | - | --- | 46 | GA17661 | 1 | Double Idler, R.H. |
| 20 | GA20919 | 2 | U-Joint W/Grease Fitting | 47 | G3400-03 | 2 | Double Idler, L.H. |
| | GR1293 | - | Yoke, 7/8" Hex | 48 | G2100-03 | 1 | Bearing Mount Extension |
| | GR1294 | - | Cross And Bearing Kit | 49 | G11408 | 2 | Flangette |
| | GR1295 | - | Inboard Kit | 50 | G10108 | 6 | Bearing, 7/8" Hex Bore, Spherical |
| | GR1301 | - | Spring Pin, 8 mm x 50 mm | 51 | GD2971-17 | 8 | Hex Serrated Flange Cap Screw, 3/8"-16 x 1 1/2" |
| | GR2124 | - | Inner Profile | 52 | G10062 | 4 | Lock Nut, 3/8"-16 |
| | GR2125 | - | Outer Profile and Inboard Yoke | 53 | G11387 | 12 | Sleeve, 7/8" Long |
| | GR1557 | - | Grease Fitting, 45°, Metric | A | GA8135 | - | Hex Head Cap Screw, 3/8"-16 x 3" |
| | G10072 | 8 | Hex Socket Set Screw, 3/8"-16 x 3/8" | B | GA12694 | - | Flat Washer, 3/8" SAE |
| 21 | GD6825-44.625 | 1 | Hex Shaft, 7/8" x 44 5/8" | | | | |
| 22 | GA1720 | 12 | Bearing/Sprocket, 7/8" Hex Bore | | | | |
| 23 | G11123 | 24 | Hex Serrated Flange Cap Screw, 3/8"-16 x 3/4" | | | | |
| 24 | GD26328 | 12 | Row Unit Bearing Mount | | | | |
| 25 | G11204 | 24 | Hex Serrated Flange Cap Screw, 3/8"-16 x 1 1/4", Grade 5 | | | | |
| 26 | G3303-102 GR0196 | 12 - | Chain, No. 41, 102 Pitch Including Connector Link | | | | |
| 27 | GD0914-110.75 | 4 | Hex Shaft, 7/8" x 110-3/4" | | | | |

(IP1515-3)



| ITEM | PART NO. | QTY. | DESCRIPTION | | | | | |
|------|---|--------------------------------------|---|--|--|--|--|--|
| 1 | --- | - | See "Transmission" on page P115 | | | | | Hex Shaft, 7/8" x 1 1/8" (2 Holes) |
| 2 | GB0287 | 2 | Coupler | | | | | Flangette |
| 3 | G10131 | 4 | Square Head Set Screw, 5/16"-18 x 3/4" | | | | | Bearing, 7/8" Hex Bore, Spherical |
| 4 | G10233 | 74 | Machine Bushing, 1 1/2" x 1/32", 10 Gauge (.1345") | | | | | Lock Washer, 5/16" |
| 5 | GA2180 | 2 | Hanger Bearing, 7/8" Hex Bore | | | | | Hex Shaft, 7/8" x 47" |
| 6 | G11123 | 8 | Hex Serrated Flange Cap Screw, 3/8"-16 x 3/4" | | | | | See "Chain Tensioner" on page P120 |
| 7 | GA1720 | 2 | Bearing/Sprocket, 7/8" Hex Bore | | | | | Hex Jam Nut, 5/8"-11, Grade 2 |
| 8 | G11204 | 8 | Hex Serrated Flange Cap Screw, 3/8"-16 x 3/4" | | | | | Lock Nut, 3/8"-16 |
| 9 | GD26328 | 4 | Row Unit Bearing Mount | | | | | Flat Washer, 3/8" SAE |
| 10 | G3303-102 GR0196 | 2 - | Chain, No. 41, 102 Pitch Including Connector Link | | | | | External Push-On Retaining Ring |
| 11 | GA12694 | 2 | See "L.H. Side Row Unit Drill Shafts (Ground Contact Drive), 24 Row" on page P111 | | | | | Spring |
| 12 | GA8135 | 1 | Shaft Rotation Kit, Includes: (2) Actuators (2) Rotation Sensors | | | | | Clevis Pin, 1/2" x 1 3/4" |
| 13 | GD0914-110.75 | 4 | Hex Shaft, 7/8" x 110 3/4" | | | | | Chain, No. 40, 74 Pitch Including Connector Link |
| 14 | GA11331 | 28 | Hex Lock Clamp Assembly | | | | | Connector Link, No. 40 |
| 15 | GD29401 | 2 | Hex Shaft Coupler | | | | | Flangette |
| 16 | --- | - | --- | | | | | Hex Head Cap Screw, 5/16"-18 x 3/4" |
| 17 | GA20919 GR1293 GR1294 GR1295 GR1301 GR2124 GR2125 GR1557 G10072 | 2 - - - - - - 8 | U-Joint W/Grease Fitting Yoke, 7/8" Hex Cross And Bearing Kit Inboard Kit Spring Pin, 8 mm x 50 mm Inner Profile Outer Profile and Inboard Yoke Grease Fitting, 45°, Metric Hex Socket Set Screw, 3/8"-16 x 3/8" | | | | | Carriage Bolt, 5/16"-18 x 1" |
| 18 | GA17661 | 2 | Bearing Mount Extension | | | | | Serrated Flange Nut, 5/16"-18 |
| 19 | G3400-03 | 4 | Flangette | | | | | Sleeve, 7/8" Long |
| 20 | G2100-03 | 2 | Bearing, 7/8" Hex Bore, Spherical | | | | | Hex Head Cap Screw, 3/8"-16 x 3" |
| 21 | G11408 | 4 | Hex Serrated Flange Cap Screw, 3/8"-16 x 1 1/2" | | | | | See "Double Idler Assembly" on page P121 |
| 22 | G11480 | 4 | Hex Socket Flange Cap Screw, 5/16"-18 x 1" | | | | | Sprocket, 24 Tooth |
| 23 | G10602 | 8 | Spring Pin, 1/4" x 1 1/2" | | | | | Spring Pin, 1/4" x 1 1/2" |
| 24 | GB0730 | 4 | Paddle Drive | | | | | Machine Bushing, 1 1/2" x 1/32", 10 Gauge (.1345") |
| 25 | G3310-88 GR0912 | 2 - | Chain, No. 40, 88 Pitch Including Connector Link | | | | | Spacer |
| 26 | GA5109 | 8 | Sprocket, 24 Tooth | | | | | |

(A17776)



| ITEM | PART NO. | QTY. | DESCRIPTION |
|------|-----------|------|---|
| 1 | GA5107 | 1 | Sprocket, 19 Tooth |
| 2 | GA5113 | 1 | Sprocket, 28 Tooth |
| 3 | GA5116 | 4 | Bearing, 7/8" Hex Bore, Cylindrical |
| 4 | GA5624 | 2 | Special Bearing, 7/8" Hex Bore x 1.6" |
| 5 | GA7336 | 1 | Idler W/Bolt-On Sprockets |
| | GD7426 | 2 | Sprocket, 12 Tooth |
| | GD1026 | 2 | Sleeve, 1 3/16" Long |
| | G10210 | 2 | Flat Washer, 3/8" SAE |
| | G10229 | 2 | Lock Washer, 3/8" |
| 6 | --- | - | --- |
| 7 | G3310-117 | 1 | Chain, No. 40, 117 Pitch Including Connector Link And Offset Link, 24 Row |
| | G3310-88 | - | Chain, No. 40, 88 Pitch Including Connector Link, 12 Row and 16 Row |
| | GR0911 | - | Offset Link, No. 40 |
| | GR0912 | - | Connector Link, No. 40 |
| 8 | GB0287 | 1 | Coupler |
| 9 | GB0733 | 1 | Spur Gear, 28 Tooth |
| 10 | GB0734 | 1 | Spur Gear, 50 Tooth |

Transmission

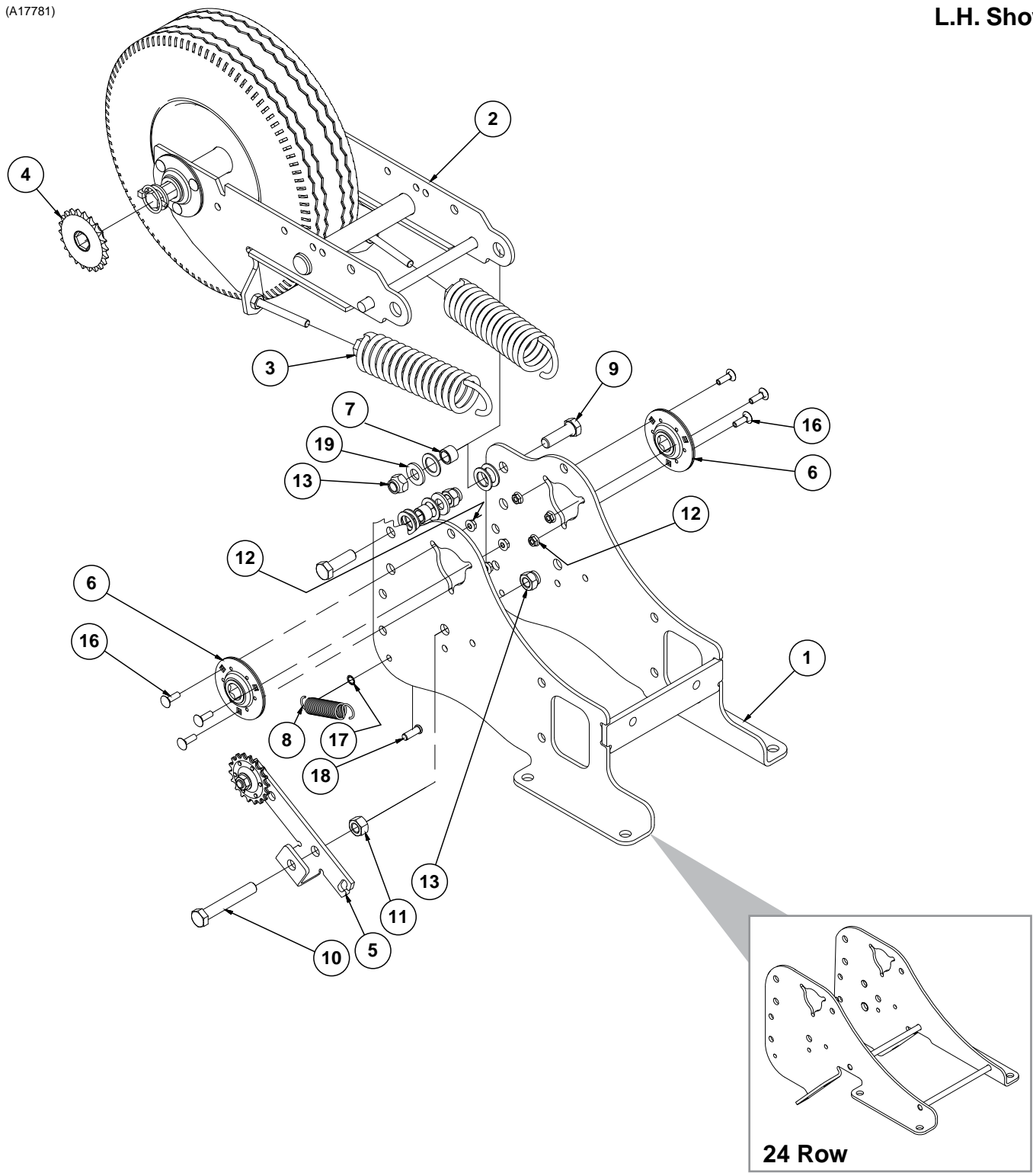
M0247-02

Model 4900

| ITEM | PART NO. | QTY. | DESCRIPTION |
|------|----------|------|---|
| 11 | GD2558 | 2 | Lynch Pin, ¼" |
| 12 | GD5857 | 1 | Spring |
| 13 | GD7127 | 2 | Shear Coupler |
| 14 | G10233 | 1 | Machine Bushing, 1½" x ½", 10 Gauge (.1345") |
| 15 | GD25421 | 1 | Transmission Casting, 24 Row |
| | GD25420 | - | Transmission Casting, 12 Row and 16 Row |
| 16 | GD25422 | 2 | Transmission Cover |
| 17 | GD25791 | 1 | Upper Transmission Shaft |
| 18 | GD25792 | 1 | Lower Transmission Shaft |
| 19 | GD29509 | 1 | Input Transmission Shaft |
| 20 | GD2558 | 1 | Lynch Pin, 1¼" |
| | GA21508 | 1 | Hex Shaft |
| | GA5105 | 1 | Sprocket, 15 Tooth |
| | GA5106 | 1 | Sprocket, 17 Tooth |
| | GA5107 | 2 | Sprocket, 19 Tooth |
| | GA5108 | 2 | Sprocket, 23 Tooth |
| | GA5109 | 1 | Sprocket, 24 Tooth |
| | GA5110 | 1 | Sprocket, 25 Tooth |
| | GA5111 | 1 | Sprocket, 26 Tooth |
| | GA5112 | 1 | Sprocket, 27 Tooth |
| | GA5113 | 1 | Sprocket, 28 Tooth |
| 21 | G10108 | 7 | Lock Nut, ⅜"-16 |
| 22 | G10131 | 2 | Square Head Set Screw, ⅝"-18 x ¼" |
| 23 | G10209 | 1 | Washer, ¼" USS |
| 24 | G10227 | 1 | Lock Washer, ¼" |
| 25 | G10325 | 2 | Hex Head Cap Screw, ⅜"-16 x 2¾" |
| 26 | G10345 | 4 | Machine Bushing, 1", 14 Gauge (.0747") |
| 27 | G10455 | 2 | Cotter Pin, ⅛" x ½" |
| 28 | G10463 | 1 | Cotter Pin, ¼" x 1½" |
| 29 | G10497 | 2 | Hex Jam Nut, ⅜"-16, Grade 2 |
| 30 | G10565 | 1 | Clevis Pin, ⅝" x 2" |
| 31 | G10602 | 3 | Spring Pin, ¼" x 1½" |
| 32 | G10640 | 1 | Grease Fitting, ¼"-28 |
| 33 | G10821 | 2 | Clevis Pin, ⅜" x 2" |
| 34 | G10939 | 5 | Hex Head Cap Screw, ⅜"-16 x 2¼" |
| 35 | G11075 | 1 | External Inverted Snap Ring, ⅞" |
| 36 | G11078 | 1 | Vinyl Cap |
| 37 | G11100 | 1 | Hex Socket Button Head Cap Screw, ¼"-20 x ½", Grade 8 |
| 38 | G10496 | 1 | External Inverted Snap Ring, 1½" |
| 39 | GD14427 | 1 | Tightener Shaft, 4⅞" |
| 40 | G11075 | 2 | External Inverted Snap Ring, ⅞" |
| 41 | GD14431 | 1 | Handle |
| 42 | GD14432 | 1 | Sleeve, 1¼" |
| 43 | GD14414 | 1 | Torsion Spring, R.H. (Used In L.H. Wrap Spring Wrench)(Shown) |
| | GD14413 | - | Torsion Spring, L.H. (Used In R.H. Wrap Spring Wrench) |
| 44 | G10496 | 2 | External Inverted Snap Ring, 1½" |
| 45 | GD19344 | 1 | Release Collar, Gray, L.H. (Shown) |
| | GD19343 | - | Release Collar, Blue, R.H. |
| A | G1K379 | - | Wrap Spring Wrench Replacement Kit, Gray Collar, L.H. (Items 38-45) (Shown) |
| | G1K378 | - | Wrap Spring Wrench Replacement Kit, Blue Collar, R.H. (Items 38-45) |

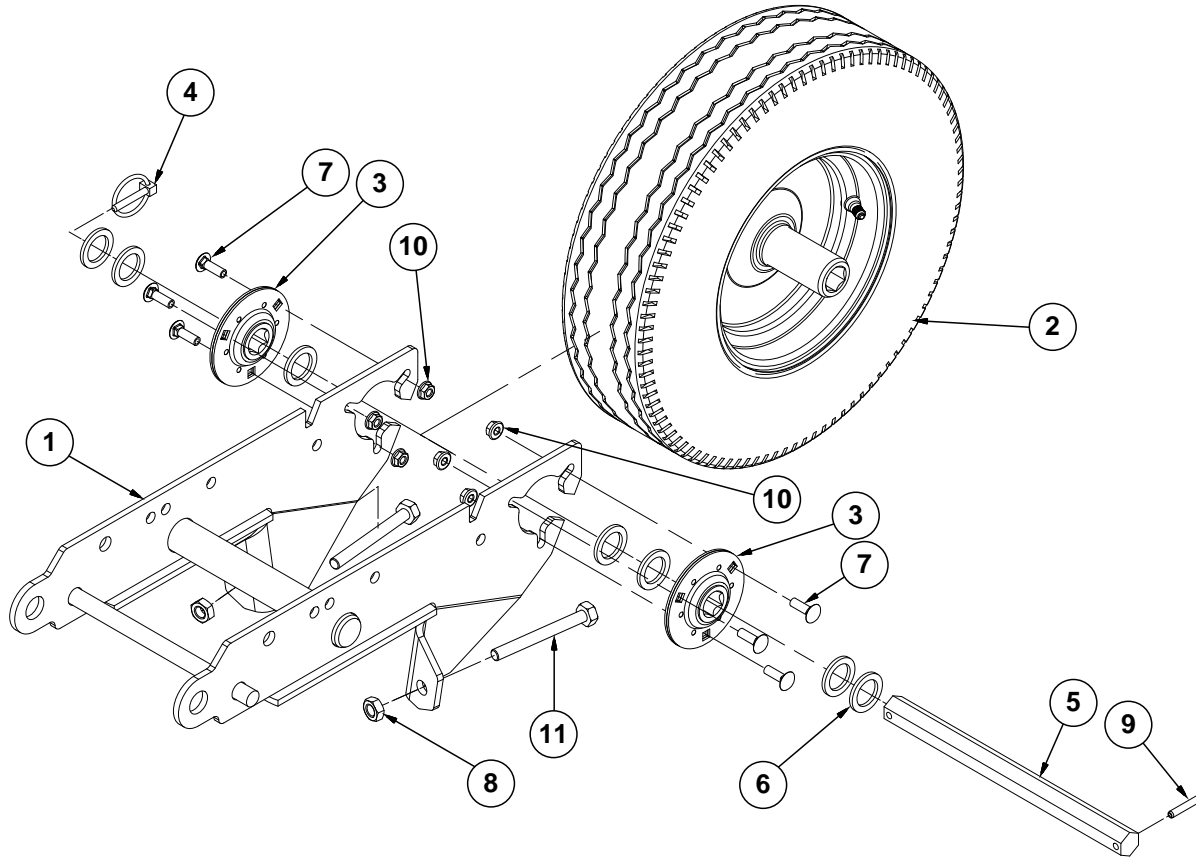
(A17781)

L.H. Shown



| ITEM | PART NO. | QTY. | DESCRIPTION |
|------|--|----------------------------|---|
| 1 | GA17779 GA17783 | 1 - | Ground Drive Wheel Mount, 12 Row and 16 Row Ground Drive Wheel Mount, 24 Row |
| 2 | --- | - | See "Contact Tire Assembly" on page P119 |
| 3 | GA2068 | 2 | Spring W/Plug |
| 4 | GA12192 | 1 | Sprocket, 22 Tooth |
| 5 | GA9554 GA9553 GA7154 G10017 G10128 G10501 | 1 1 1 1 1 1 | Idler W/Sprocket And Hardware, R.H. Side of Planter Idler W/Sprocket And Hardware, L.H. Side of Planter Sprocket W/Bearing, 18 Tooth Hex Head Cap Screw, 1/2"-13 x 1 1/2" Machine Bushing, 1/2", 14 Gauge (.0747") Hex Jam Nut, 1/2"-13, Grade 2 |
| 6 | GA9846 | 2 | Flanged Bearing, 7/8" Hex Bore |
| 7 | GB0218 | 2 | Bushing, 2 1/32" I.D. x 7/8" O.D. x 1 9/32" Long |
| 8 | GD5857 | 1 | Spring |
| 9 | G10008 | 2 | Hex Head Cap Screw, 5/8"-11 x 2" |
| 10 | G10036 | 1 | Hex Head Cap Screw, 5/8"-11 x 4" |
| 11 | G10104 | 1 | Hex Nut, 5/8"-11 |
| 12 | G10620 | 6 | Serrated Flange Nut, 5/16"-18 |
| 13 | G10107 | 3 | Lock Nut, 5/8"-11 |
| 14 | --- | - | --- |
| 15 | G10235 | 6 | Machine Bushing, 7/8", 14 Gauge (.0747") |
| 16 | G10303 | 6 | Carriage Bolt, 5/16"-18 x 1" |
| 17 | G10860 | 1 | Retaining Ring, 3/8" |
| 18 | G10870 | 1 | Clevis Pin, 3/8" x 1" |
| 19 | G11391 | 2 | Flat Washer, 5/8" SAE |

(A17947)

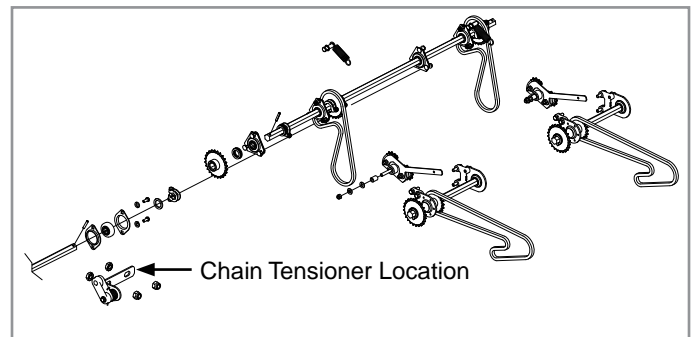
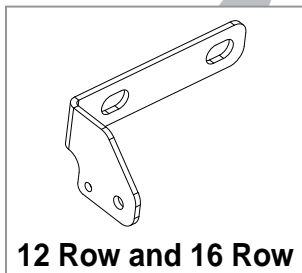
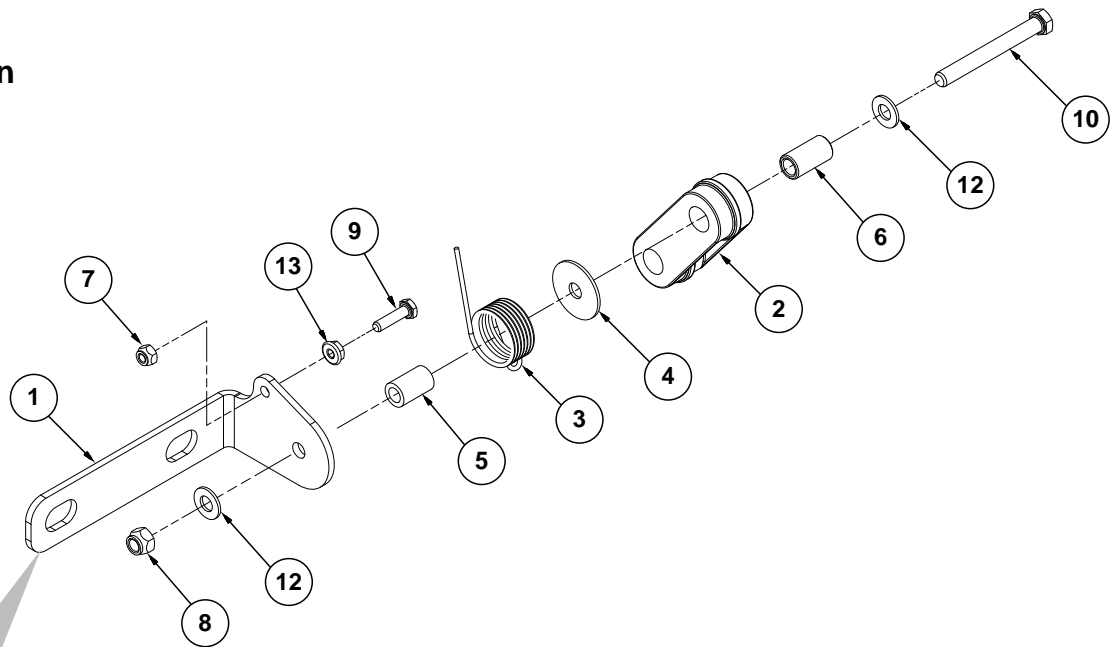


| ITEM | PART NO. | QTY. | DESCRIPTION |
|------|----------|------|--|
| 1 | GA7372 | 1 | Wheel Arm |
| 2 | GA17945 | 1 | Tire and Rim Assembly |
| | GA17944 | 1 | Rim, 3 $\frac{3}{4}$ " x 8" (Gray) |
| | GD4700 | 1 | Tire, 4.80" x 8", 4 Ply, Rib Implement (Specify Brand*) |
| | GD4701 | 1 | Valve Stem |
| 3 | GA9846 | 2 | Flanged Bearing, $\frac{7}{8}$ " Hex Bore |
| 4 | GD2558 | 1 | Lynch Pin, $\frac{1}{4}$ " |
| 5 | GD6775 | 1 | Hex Shaft, $\frac{7}{8}$ " x 11 $\frac{3}{4}$ " (2 Holes) |
| 6 | G10233 | 7 | Machine Bushing, 1 $\frac{1}{2}$ " x $\frac{1}{32}$ ", 10 Gauge (.1345") |
| 7 | G10303 | 6 | Carriage Bolt, $\frac{5}{16}$ "-18 x 1" |
| 8 | G10501 | 2 | Hex Jam Nut, $\frac{1}{2}$ "-13, Grade 2 |
| 9 | G10602 | 1 | Spring Pin, $\frac{1}{4}$ " x 1 $\frac{1}{2}$ " |
| 10 | G10620 | 6 | Serrated Flange Nut, $\frac{5}{16}$ "-18 |
| 11 | G10890 | 2 | Hex Head Adjusting Bolt, $\frac{1}{2}$ "-13 x 4", Grade 2 |

* Specific brand requests will be supplied only as available from current Kinze Repair Parts stock. If a specific brand requested is not in stock, the brand available will be supplied. Different brand tires may have different diameters. Change in tire brand may affect rates. Field checks are recommended after any change in contact tires.

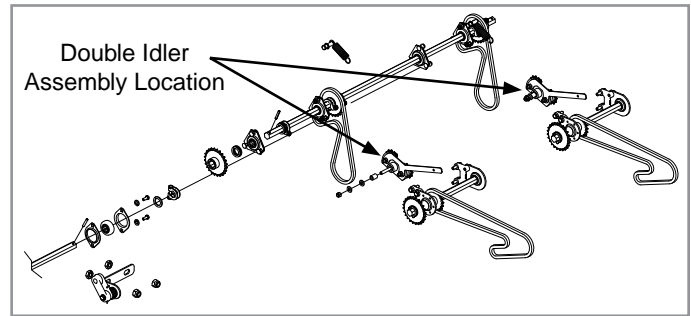
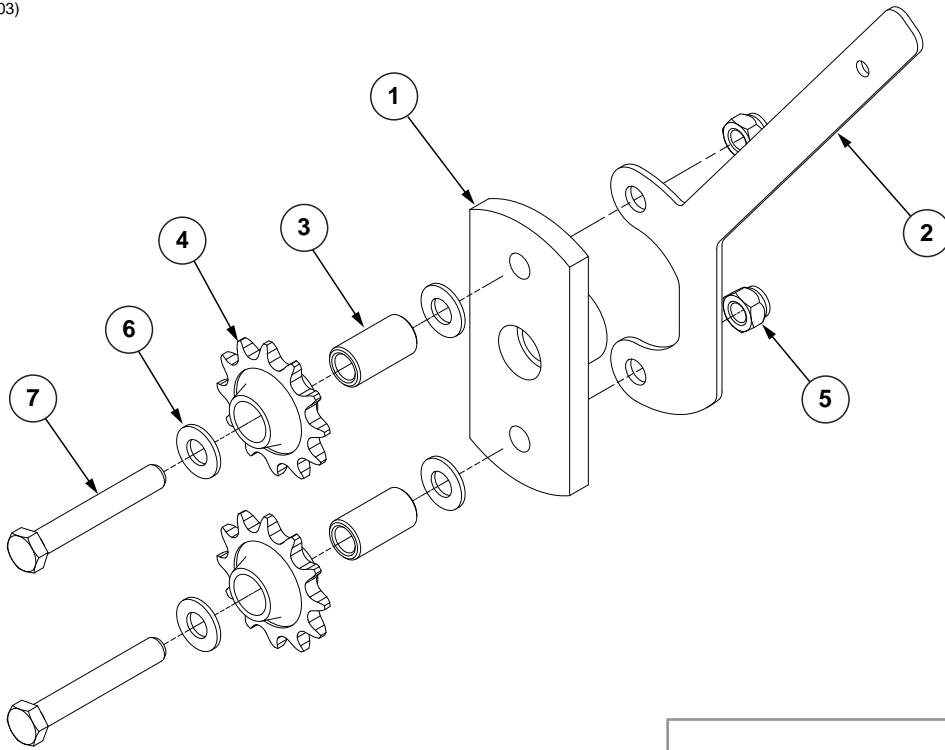
(A17985)

L.H. 24 Row Shown



| ITEM | PART NO. | QTY. | DESCRIPTION |
|------|----------|------|--|
| 1 | GD25918 | 1 | Spring Tensioner Bracket, 24 Row (Shown) |
| | GD27572 | - | Spring Tensioner Bracket, L.H. 12 Row and 16 Row |
| | GD27571 | - | Spring Tensioner Bracket, R.H. 12 Row and 16 Row |
| 2 | GD11962 | 1 | Idler |
| 3 | GD11218 | 1 | Spring, L.H. 24 Row (Shown) and R.H. 12 Row and 16 Row |
| | GD1065 | - | Spring, R. H. 24 Row and L.H. 12 Row and 16 Row |
| 4 | G10201 | 1 | Special Washer, 3/8" x 1 1/2" O.D. |
| 5 | GD7318 | 1 | Sleeve, 1" Long |
| 6 | GD1026 | 1 | Sleeve, 1 3/16" |
| 7 | G10110 | 1 | Lock Nut, 1/4"-20, Grade B |
| 8 | G10108 | 1 | Lock Nut, 3/8"-16 |
| 9 | G10064 | 1 | Hex Head Cap Screw, 1/4"-20 x 1" |
| 10 | G10809 | 1 | Hex Head Cap Screw, 3/8"-16 x 3 1/4" |
| 11 | --- | - | --- |
| 12 | G11387 | 2 | Flat Washer, 3/8" SAE |
| 13 | G10621 | 1 | Serrated Flange Nut, 1/4"-20 |
| A | GA19188 | - | R.H. Chain Tensioner, 12 Row and 16 Row (Items 1-13) |
| | GA17984 | - | R.H. Chain Tensioner, 24 Row (Items 1-13) |
| B | GA19189 | - | L.H. Chain Tensioner, 12 Row and 16 Row (Items 1-13) |
| | GA17985 | - | L.H. Chain Tensioner, 24 Row (Items 1-13) |

(A20803)

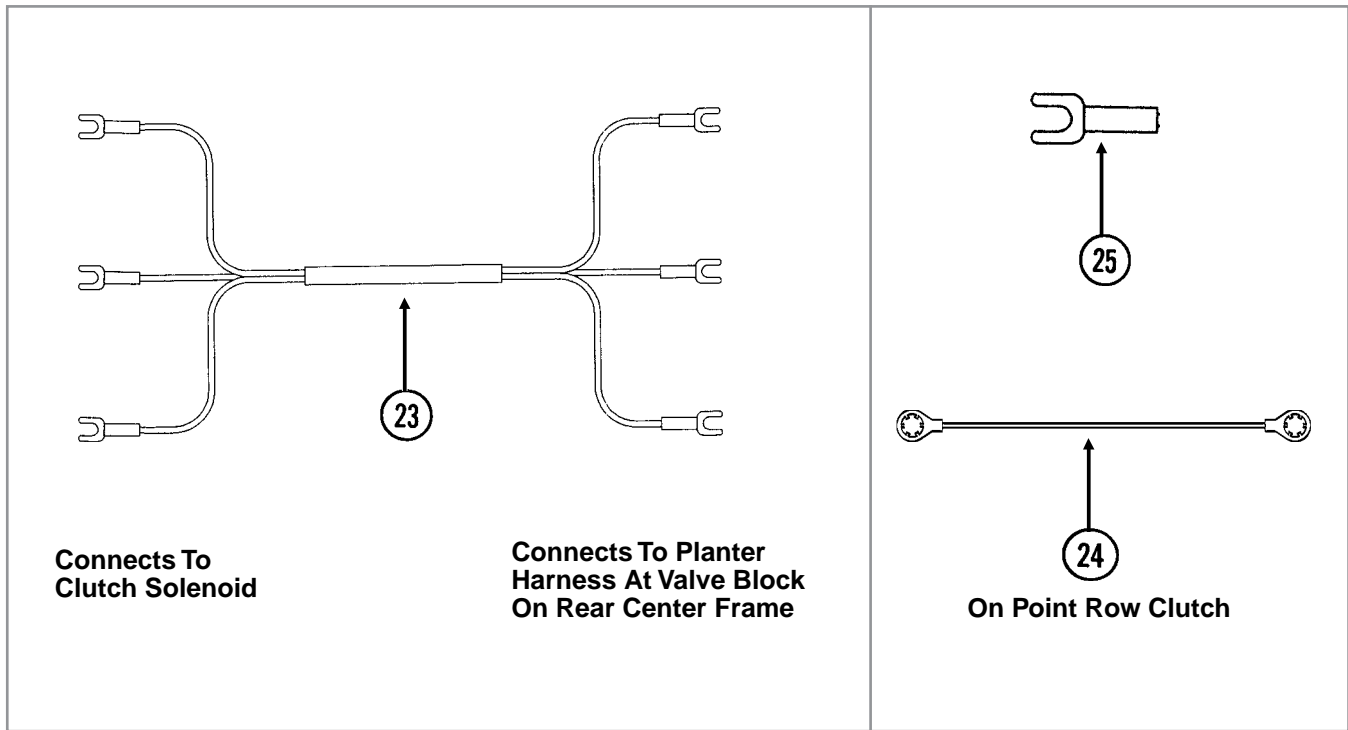
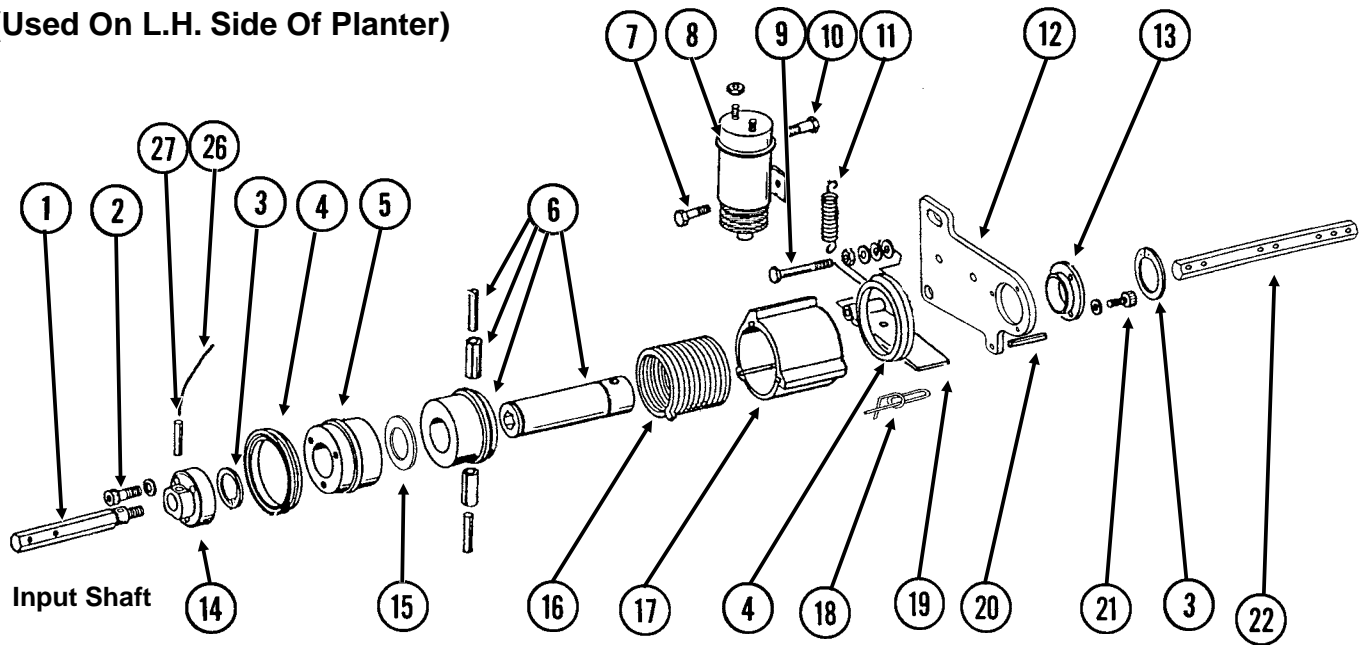


| ITEM | PART NO. | QTY. | DESCRIPTION |
|------|----------|------|---|
| 1 | GA20804 | 1 | Double Idler |
| 2 | GD29661 | 1 | Tensioner Handle |
| 3 | GD1026 | 2 | Sleeve, 1 ³ / ₁₆ " Long |
| 4 | GD7426 | 2 | Sprocket, 12 Tooth |
| 5 | G10108 | 2 | Lock Nut, 3/8"-16 |
| 6 | G11387 | 4 | Flat Washer, 3/8" SAE |
| 7 | G10049 | 2 | Hex Head Cap Screw, 3/8"-16 x 2 1/2" |
| A | GA20802 | 1 | Double Idler Assembly, L.H. (Shown), 24 Row |
| | GA20803 | - | Double Idler Assembly, R.H., 24 Row |

This page left blank intentionally.

PRC019(TWL70d/TWL71d/TWL71/TWL18/A10054)

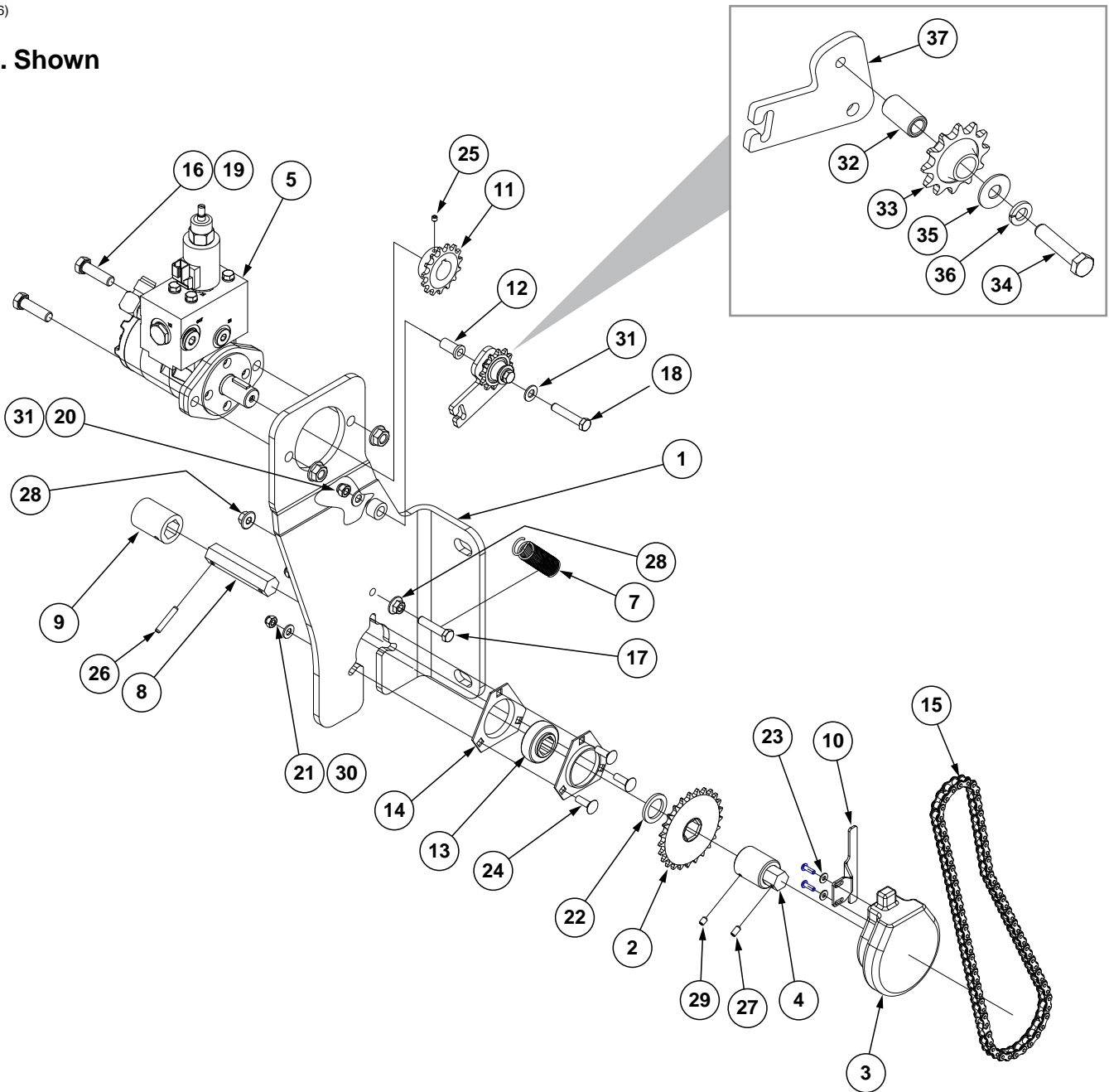
**L.H. Point Row Clutch Shown
(Used On L.H. Side Of Planter)**



| ITEM | PART NO. | QTY. (Per Assy.) | DESCRIPTION |
|------|------------|---------------------|--|
| 1 | GD10068 | 1 | Input Shaft, R.H. Threads (Shown) |
| | GD10069 | 1 | Input Shaft, L.H. Threads |
| 2 | G10374 | 3 | Hex Socket Head Cap Screw, 1/4"-20 x 1" |
| | G10227 | 3 | Lock Washer, 1/4" |
| 3 | G10496 | 2 | External Inverted Snap Ring, 1 1/2" |
| 4 | GD14512 | 2 | V-Ring Seal |
| 5 | GD10104 | 1 | Input Hub |
| 6 | GA7137 | 1 | Hub/Sleeve Assembly W/Spring Pins |
| | G10765 | - | Spring Pin, 1/4" x 1" |
| | G10804 | - | Spring Pin, 5/32" x 7/8" |
| 7 | G10023 | 1 | Hex Head Cap Screw, 1/4"-20 x 3/4" |
| | G10227 | 1 | Lock Washer, 1/4" |
| | G10103 | 1 | Hex Nut, 1/4"-20 |
| 8 | GA8393 | 1 | Solenoid Complete |
| | GR1306 | 1 | Snap Ring |
| | GR1303 | 1 | Spring |
| | GR1304 | 1 | Boot |
| | GR1305 | 1 | Plunger |
| 9 | G10939 | 1 | Hex Head Cap Screw, 3/8"-16 x 2 1/4" |
| | G10101 | 1 | Hex Nut, 3/8"-16 |
| | G11387 | 1 | Flat Washer, 3/8" SAE |
| | G10229 | 2 | Lock Washer, 3/8" |
| | G10497 | 1 | Hex Jam Nut, 3/8"-16, Grade 2 |
| 10 | G10900 | 1 | Hex Socket Head Cap Screw, 1/4"-20 x 1 3/4", Grade 8 |
| | G10227 | 1 | Lock Washer, 1/4" |
| | G10103 | 2 | Hex Nut, 1/4"-20 |
| 11 | GD10123 | 1 | Spring |
| 12 | GD10103 | 1 | Mounting Plate |
| 13 | GD9667 | 1 | Bushing |
| 14 | GD10070 | 1 | Coupler W/R.H. Threads (Shown) |
| | GD10071 | 1 | Coupler W/L.H. Threads |
| 15 | GD14513 | 1 | Felt Washer |
| 16 | GD9671 | - | Spring, L.H. (Shown) |
| | GD9672 | - | Spring, R.H. |
| 17 | GD30903 | 1 | Stop Collar |
| 18 | GD11120 | 1 | Rue Ring Cotter, 5/16" |
| 19 | GD30902 | 1 | Actuator Arm |
| 20 | G10859 | 1 | Spring Pin, 3/16" x 2 1/4" |
| 21 | G10253 | 3 | Hex Socket Head Screw, No. 10-32 x 1/2" |
| | G10257 | 3 | Lock Washer, No. 10 |
| 22 | GD10543 | - | Hex Shaft, 7/8" x 13" |
| 23 | GA9479 | 1 | Wiring Harness, 228", R.H. Side, 12 Row 30" |
| | GA9480 | - | Wiring Harness, 264", L.H. Side, 12 Row 30"; R.H. Side, 16 Row 30" |
| | GA9482 | - | Wiring Harness, 300", L.H. Side, 16 Row 30" |
| 24 | GA10054 | - | Ground Cable, Green |
| 25 | G10996 | - | Fork Terminal |
| 26 | GD13524-01 | 1 | Lock Wire, 10", Stainless Steel |
| 27 | G10546 | 1 | Spring Pin, 3/16" x 1 1/4" |
| A | GA7110 | - | Point Row Clutch Assembly, R.H. (R.H. Side Of Machine) (Items 1-21, 24, 26 And 27) |
| | GA7111 | - | Point Row Clutch Assembly, L.H. (L.H. Side Of Machine) (Items 1-21, 24, 26 And 27) |

(A19196)

R.H. Shown



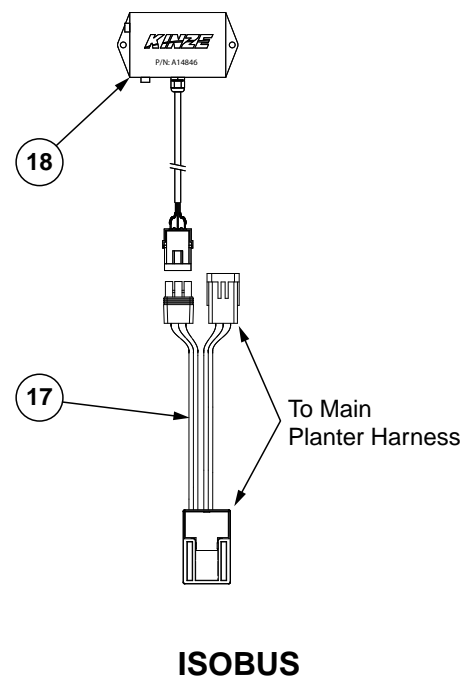
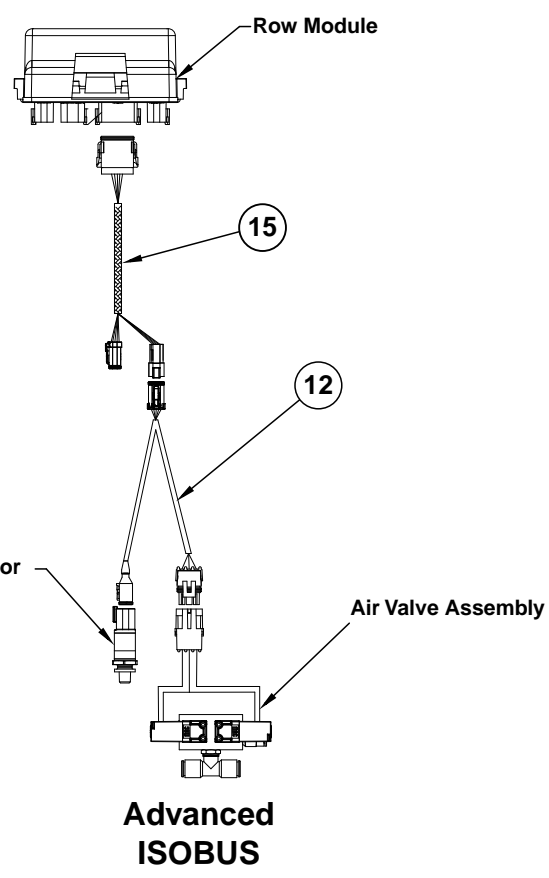
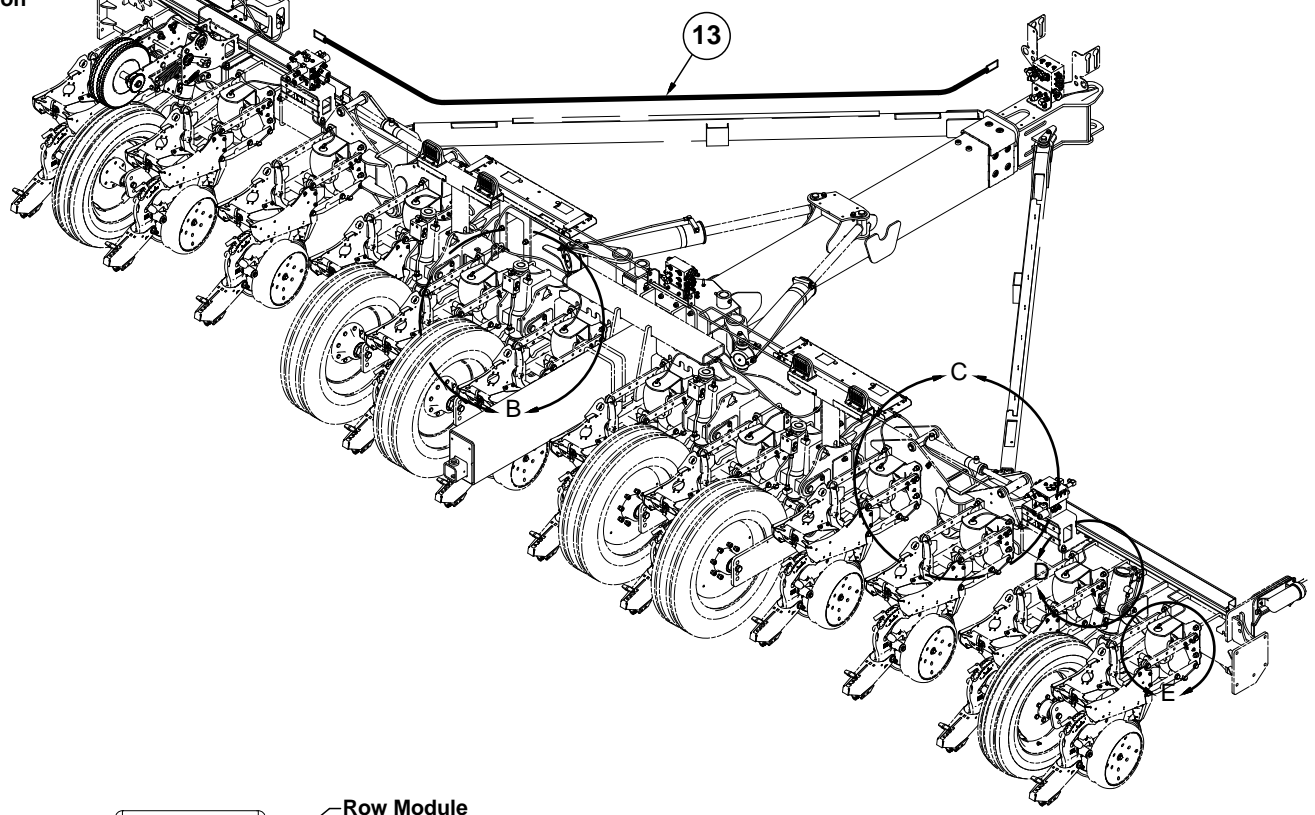
| ITEM | PART NO. | QTY. | DESCRIPTION |
|------|-----------|------|--|
| 1 | GA19200 | 1 | R.H. Motor Mount |
| | GA19199 | 1 | L.H. Motor Mount |
| 2 | GA5110 | 1 | Sprocket, 25 Tooth |
| 3 | GA12565 | 1 | Encoder Module |
| 4 | GA12661 | 1 | Hex Adapter Encoder |
| 5 | --- | 1 | See "Hydraulic Drive Valve Block" on page P247 |
| 6 | --- | - | --- |
| 7 | GD5857 | 1 | Spring |
| 8 | GD6825-04 | 1 | Hex Shaft, 7/8" x 4" |
| 9 | GD27581 | 1 | 2" Coupler |
| 10 | GD24821 | 1 | Bracket |
| 11 | GD25800 | 1 | Sprocket, 15 Tooth |
| 12 | GD25801 | 1 | Bushing, 3/8" x 1" |
| 13 | G2100-03 | 1 | Bearing, 7/8" Hex Bore, Spherical |
| 14 | G3400-01 | 2 | Flangette |
| 15 | G3310-81 | 1 | Chain, No. 40 Roller Chain, 81 Pitches |
| 16 | G10039 | 2 | Hex Head Cap Screw, 1/2"-13 x 1 1/4" |
| 17 | G10047 | 1 | Hex Head Cap Screw, 3/8"-16 x 1 1/4" |
| 18 | G10048 | 1 | Hex Head Cap Screw, 3/8"-16 x 2" |
| 19 | G10071 | 2 | Serrated Flange Nut, 1/2"-13 |
| 20 | G10108 | 1 | Lock Nut, 3/8"-16 |
| 21 | G10109 | 3 | Lock Nut, 5/16"-18 |
| 22 | G10233 | 1 | Machine Bushing, 1 1/2" x 1/32", 10 Gauge (.1345") |
| 23 | G10243 | 2 | Washer, No. 10 SAE |
| 24 | G10303 | 3 | Carriage Bolt, 5/16"-18 x 1" |
| 25 | G10405 | 1 | Hex Socket Set Screw, 1/4"-20 x 1/4" |
| 26 | G10602 | 1 | Spring Pin, 1/4" x 1 1/2" |
| 27 | G10703 | 1 | Hex Set Screw, 1/4"-20 x 1/2" |
| 28 | G11091 | 2 | Serrated Flange Nut, 3/8"-16 |
| 29 | G11242 | 1 | Hex Socket Set Screw, 1/4"-20 x 3/8" |
| 30 | G11386 | 3 | Flat Washer, 5/16" SAE |
| 31 | G11387 | 2 | Flat Washer, 3/8" SAE |
| 32 | GD1026 | 1 | Sleeve, 1 3/16" |
| 33 | GD7426 | 1 | Sprocket, 12 Tooth |
| 34 | G10047 | 1 | Hex Head Cap Screw, 3/8"-16 x 1 1/4" |
| 35 | G10210 | 1 | Washer, 3/8" USS |
| 36 | G10229 | 1 | Lock Washer, 3/8" |
| 37 | GD31423 | 1 | Bracket |

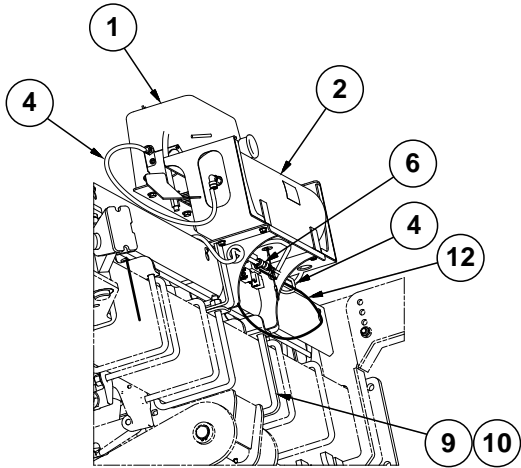
(A18481)

See Detail F
for Row Module
Location

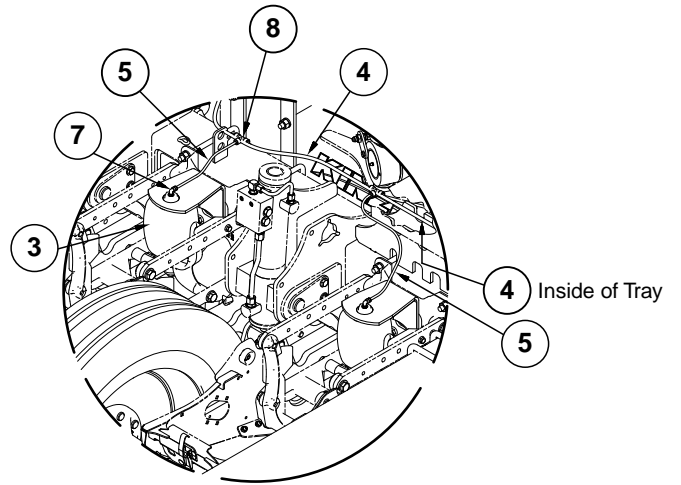
See Detail A for Underside of Tank

12 Row Shown

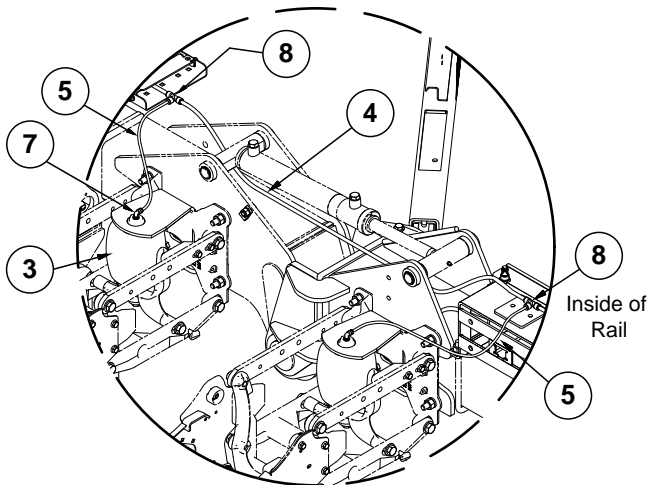




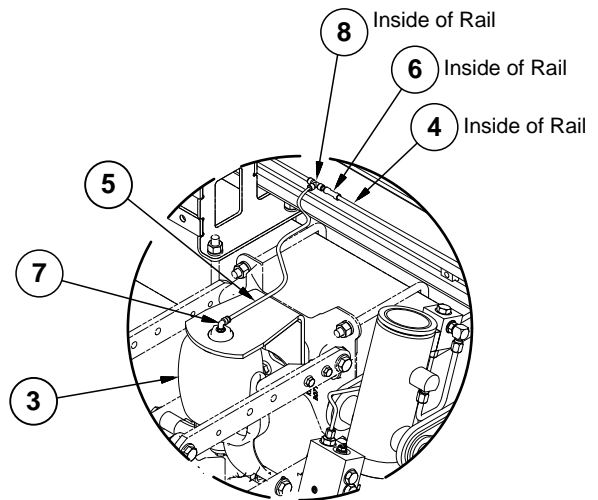
Detail A
(Some components not shown for clarity)



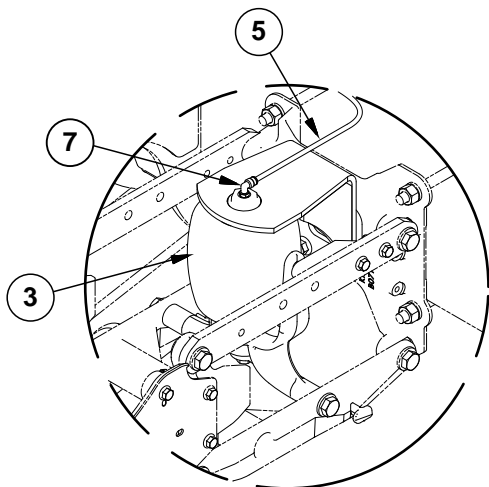
Detail B (2 Places)



Detail C (2 Places)

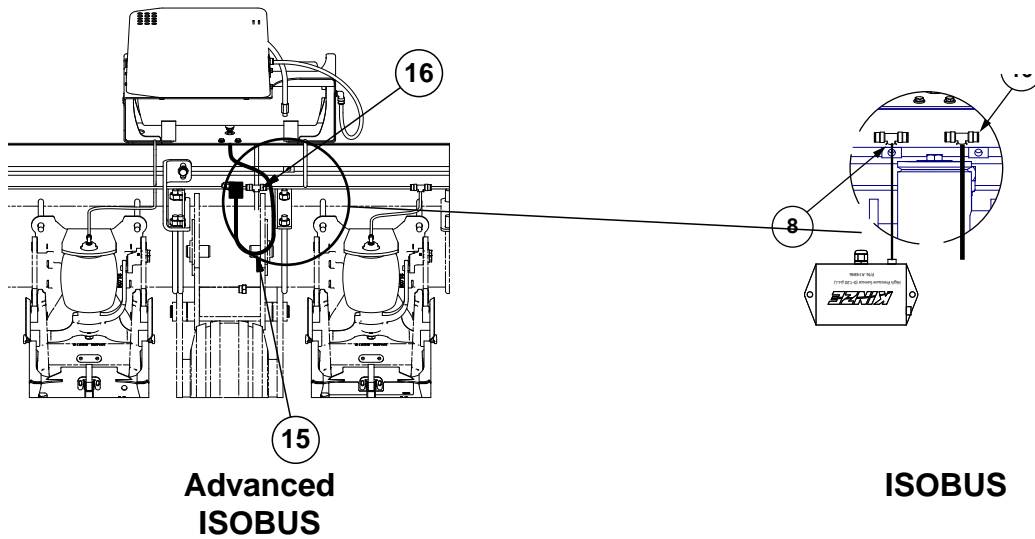


Detail D (2 Places)



Detail E (2 Places)

(Continued on the following page)



Detail F
View Rear of Planter
(Cylinder not shown for clarity)

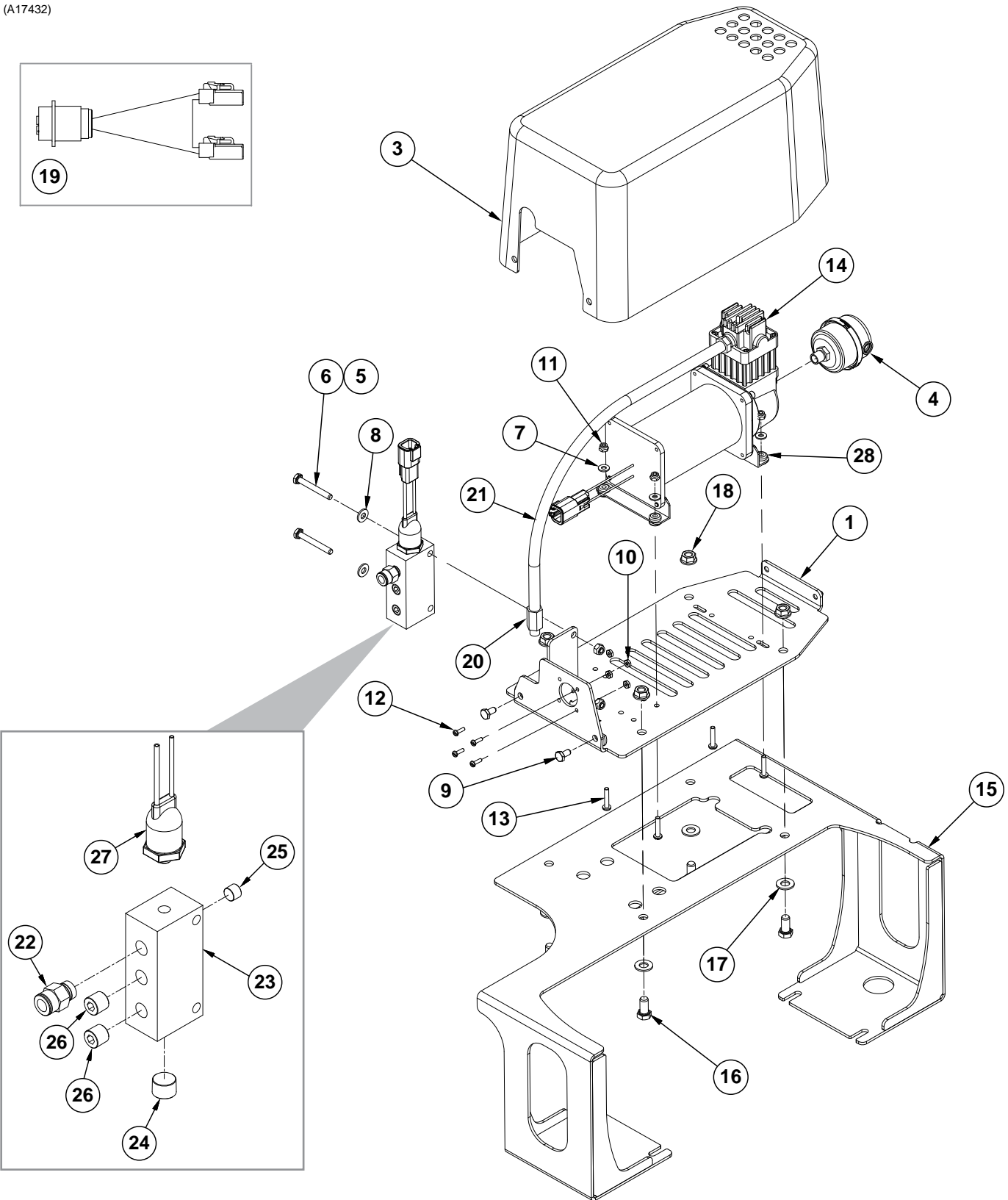
| ITEM | PART NO. | QTY. | DESCRIPTION |
|------|-------------|------|--|
| 1 | --- | 1 | See "Electric Compressor" on page P131 |
| 2 | --- | 1 | See "Air Tank Assembly" on page P133 |
| 3 | GA17631 | 12 | See "Pneumatic Down Pressure Row Unit Assembly" on page P7 |
| 4 | *D17150-02 | 1 | Nylon Tubing, 3/8" O.D. x 44', 12 Row |
| | *D17150-03 | - | Nylon Tubing, 3/8" O.D. x 64', 16 Row |
| | *D17150-09 | - | Nylon Tubing, 3/8" O.D. x 82', 24 Row |
| 5 | **D17151-15 | 1 | Nylon Tubing, 1/4" O.D. x 60', 12 Row |
| | **D17151-02 | - | Nylon Tubing, 1/4" O.D. x 70', 16 Row |
| | **D17151-12 | - | Nylon Tubing, 1/4" O.D. x 112', 24 Row |
| 6 | GD18796 | 2 | Reducer, 3/8" To 1/4" |
| 7 | GD19080 | 12 | Elbow, 1/4" x 1/8" NPT Swivel |
| 8 | GD26110 | 10 | Reducing Tee, 3/8" x 1/4" x 3/8" |
| 9 | GD1114 | 2 | U-Bolt, 7" x 7" x 5/8"-11, 12 Row and 16 Row |
| | GD25914 | - | U-Bolt, 7" x 3" x 5/8"-11, 24 Row |
| 10 | G11415 | 4 | Serrated Flange Nut, 5/8"-11 |
| 11 | --- | - | --- |
| 12 | GA19404 | 1 | Basic PDP Cable |
| 13 | GA18265 | 1 | 12V Air Pump Harness, 12 Row |
| | GA18264 | - | 12V Air Pump Harness, 16 Row |
| | GA18263 | - | 12V Air Pump Harness, 24 Row |
| 14 | --- | - | --- |
| 15 | GA19422 | 1 | Row Module Breakout Cable |
| 16 | GD18010 | - | Tee, 3/8" Tube Union |
| 17 | GA12812 | - | Hall Effect Adapter |
| 18 | GA14846 | - | High Pressure Sensor (0-120 PSI) |

*Not stocked by Kinze repair parts, but is available in bulk. Order part number: GD17150-00, Urethane Tubing, 3/8" O.D. x 250'.

**Not stocked by Kinze repair parts, but is available in bulk. Order part number: GD17151-00, Urethane Tubing, 1/4" O.D. x 250'.

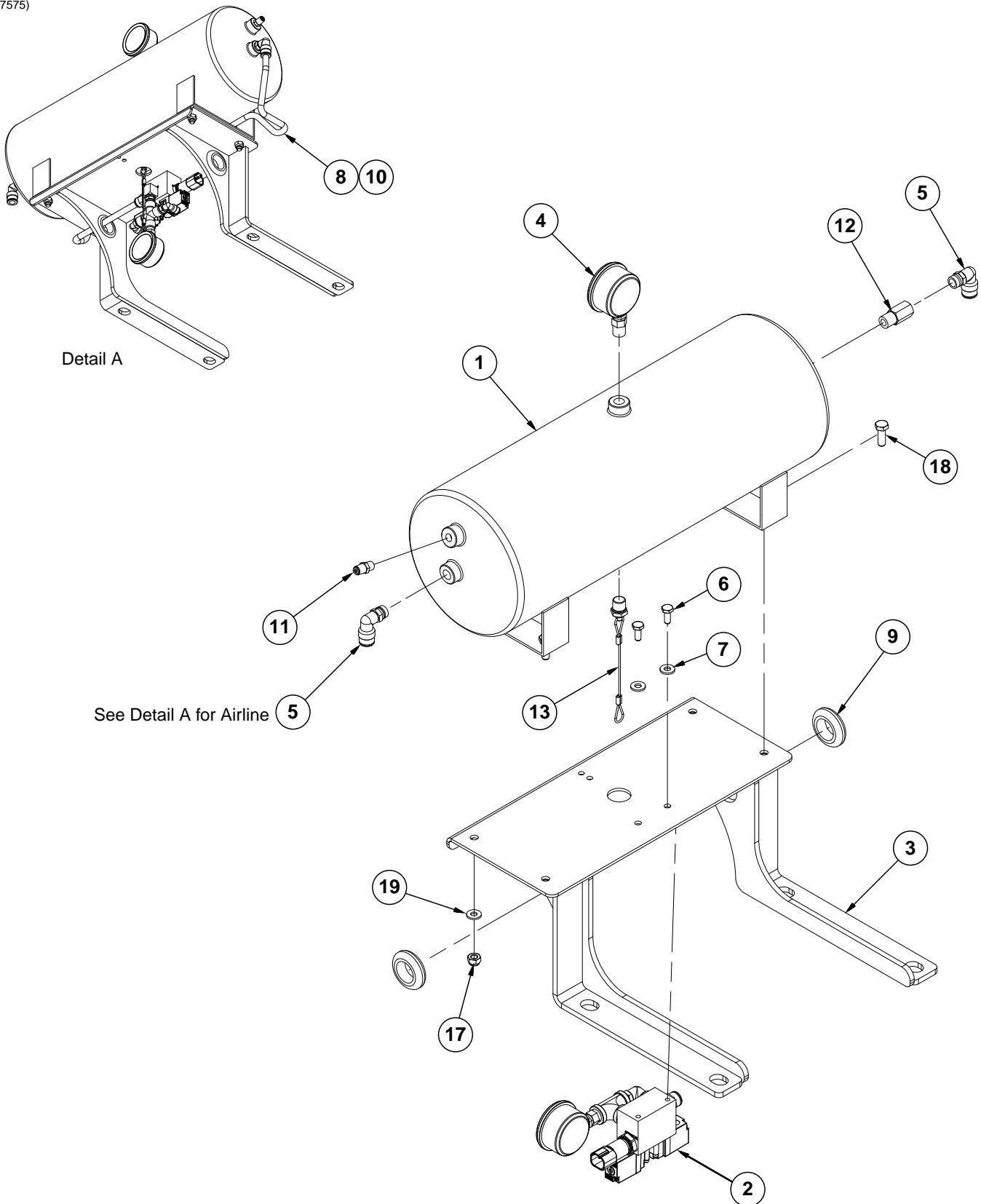
This page left blank intentionally.

(A17432)



| ITEM | PART NO. | QTY. | DESCRIPTION |
|------|----------|------|--|
| 1 | GA17623 | 1 | 12V Electric Compressor Mount |
| 2 | --- | - | --- |
| 3 | GB0766 | 1 | Compressor Cover |
| 4 | GA14127 | 1 | Filter Assembly |
| | GR1943 | - | Filter Element Replacement |
| 5 | G10110 | 2 | Lock Nut, ¼"-20, Grade B |
| 6 | G10638 | 2 | Hex Head Cap Screw, ¼"-20 x 2" |
| 7 | G11382 | 4 | Washer, No. 10 SAE |
| 8 | G11385 | 2 | Flat Washer, ¼" SAE |
| 9 | G11356 | 2 | Hex Socket Flange Cap Screw, ¼"-20 x ½" |
| 10 | G10949 | 4 | Hex Nut, #6-32, Grade 1 |
| 11 | G11206 | 4 | Lock Nut, No. 10-32 |
| 12 | G10950 | 4 | Slotted Phillips Head Machine Screw, 6-32 x ½", Grade 1 |
| 13 | G10904 | 4 | Slotted Phillips Head Machine Screw, 10-32 x 1", Grade 1 |
| 14 | GA18212 | 1 | 12V Air Pump W/Connector |
| 15 | GA18001 | 1 | Compressor Mount |
| 16 | G10002 | 4 | Hex Head Cap Screw, ⅜"-16 x ¾" |
| 17 | G11387 | 4 | Flat Washer, ⅜" SAE |
| 18 | G10622 | 4 | Serrated Flange Nut, ⅜"-16 |
| 19 | GA18482 | 1 | Air Compressor Harness |
| 20 | GR1921 | - | Check Valve |
| 21 | GR1951 | - | Leader Hose without Check Valve |
| 22 | GD17141 | 1 | Connector, ¼" Male NPT |
| 23 | GD25486 | 1 | Manifold Block |
| 24 | GD26387 | 1 | Plug, ⅜" NPT |
| 25 | GD26386 | 1 | Plug, ⅛" NPT |
| 26 | GD26070 | 2 | Plug, ¼" NPT |
| 27 | GA18211 | 1 | Air Pump Pressure Switch W/Connector |
| | GD26069 | - | Pressure Switch |
| 28 | GR2233 | 1 | Vibration Isolator Gromet, 4 Pack |
| A | GA17994 | - | Compressor Manifold (Items 22-27) |

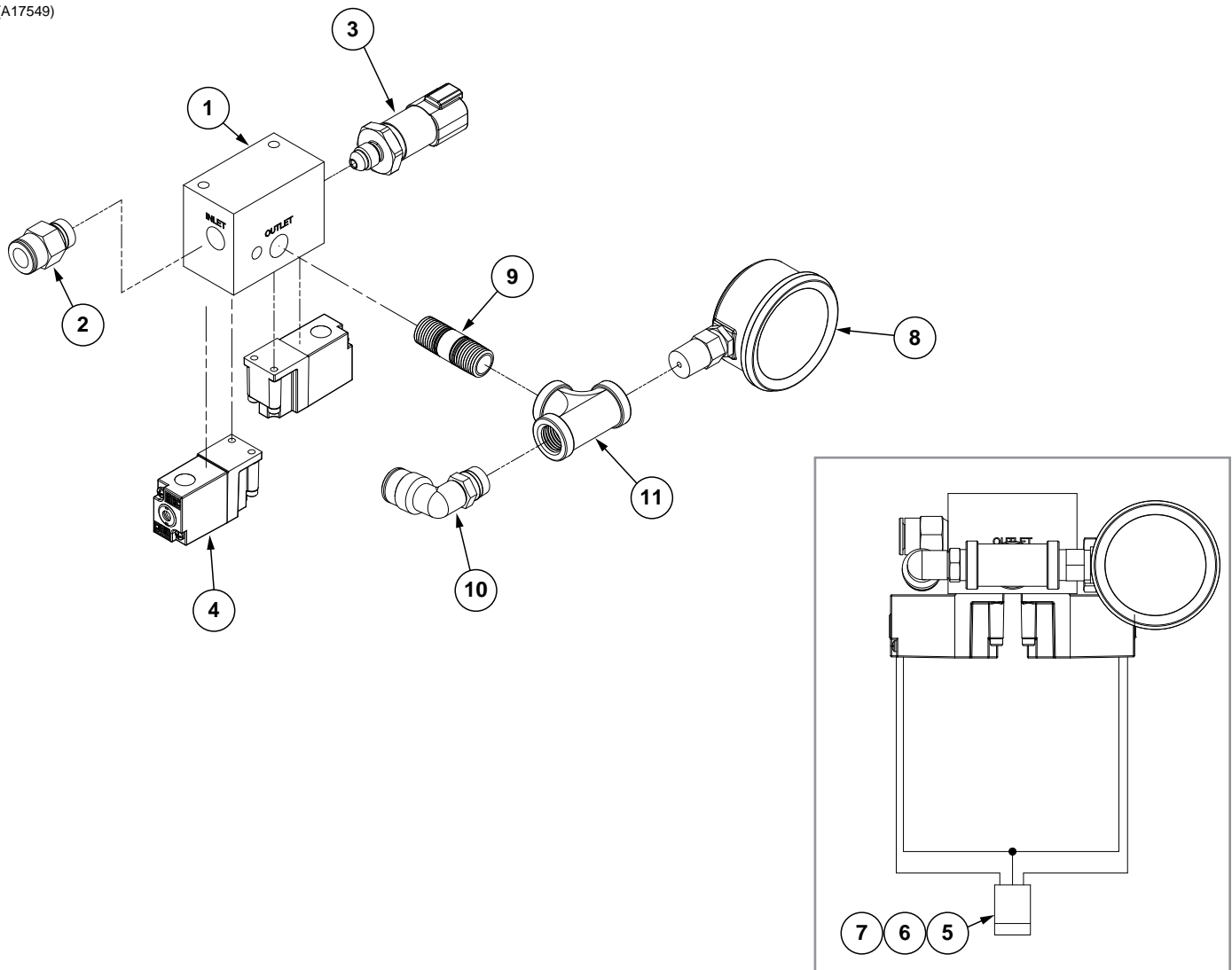
(A17575)



| ITEM | PART NO. | QTY. | DESCRIPTION |
|------|------------|------|--|
| 1 | GA11988 | 1 | Tank, 3 Gallon |
| 2 | GA17549 | 1 | See "Air Valve Assembly, Advanced ISOBUS" on page P135 |
| | GA20088 | - | See "Air Valve Assembly, ISOBUS" on page P136 |
| 3 | GA17573 | 1 | Air Tank Mount |
| 4 | GA12104 | 1 | Pressure Gauge, 1/4" NPT |
| 5 | GD17143 | 2 | Swivel Elbow, 1/4" NPT x 3/8" |
| 6 | G10020 | 2 | Hex Head Cap Screw, 1/4"-20 x 5/8" |
| 7 | G11385 | 2 | Flat Washer, 1/4" SAE |
| 8 | *D17150-16 | 1 | Urethane Tubing, 3/8" O.D. x 32" |
| 9 | GD22200 | 2 | Grommet, 1" |
| 10 | GD1512 | 1 | Cable Tie, 7 1/2" |
| 11 | GA11989 | 1 | Valve Stem, 1/8" NPT |
| 12 | GR1921 | 1 | Check Valve |
| 13 | GA11991 | 1 | Drain, 1/4" NPT |
| 17 | G10109 | 4 | Lock Nut, 5/16"-18 |
| 18 | G10991 | 4 | Hex Head Cap Screw, 5/16"-18 x 7/8" |
| 19 | G11386 | 4 | Flat Washer, 5/16" SAE |

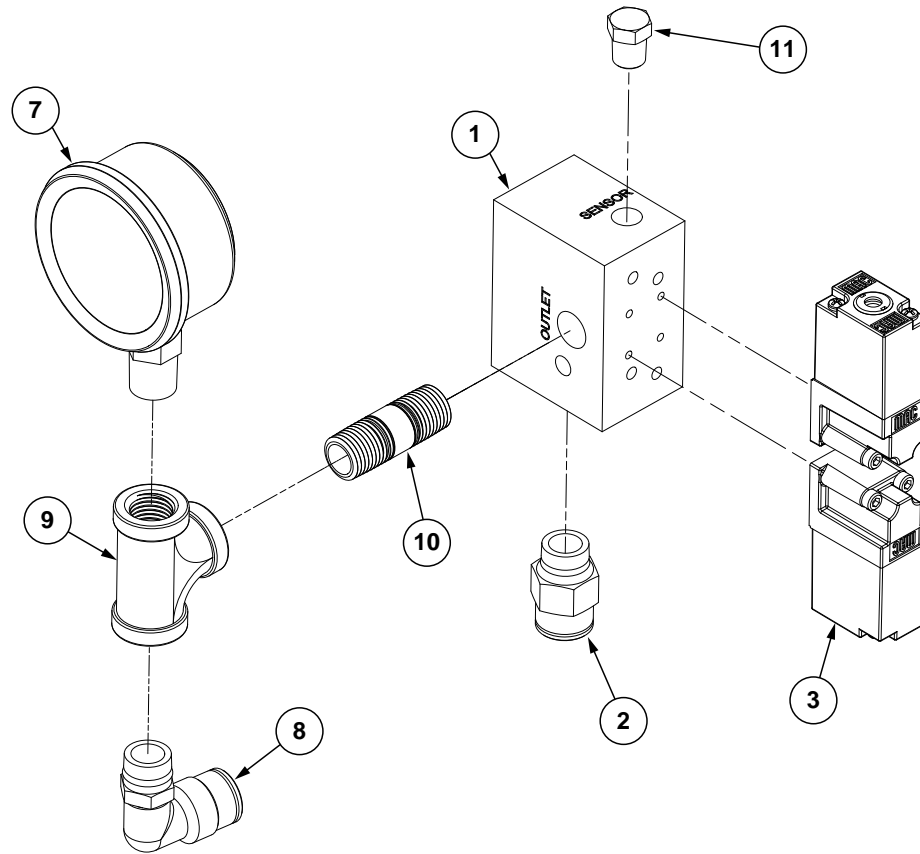
*Not stocked by Kinze repair parts, but is available in bulk. Order part number: GD17150-00, Urethane Tubing, 3/8" O.D. x 250'.

(A17549)

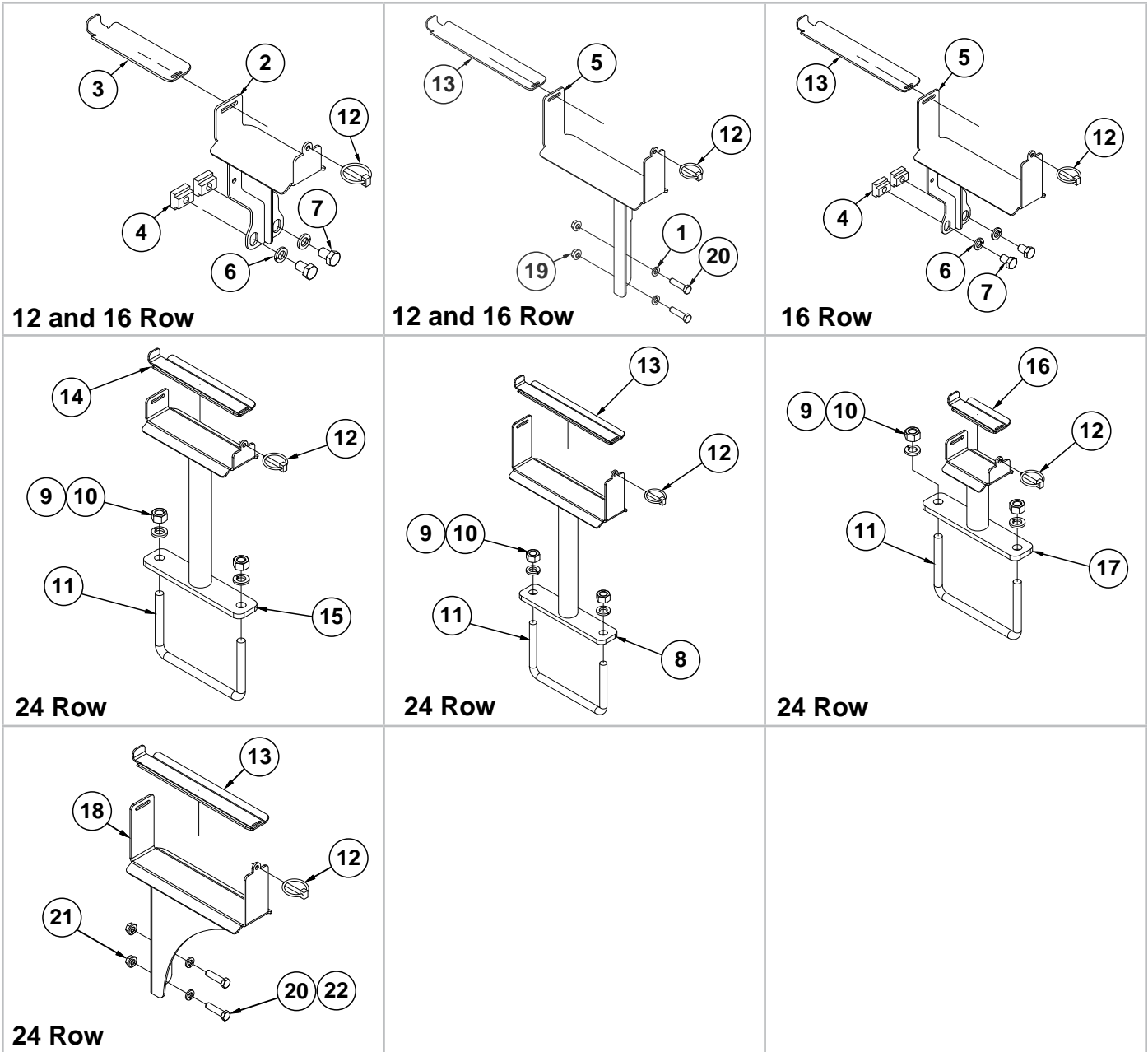


| ITEM | PART NO. | QTY. | DESCRIPTION |
|------|----------|------|--|
| 1 | GD25638 | 1 | DF Block |
| 2 | GD17141 | 1 | Connector, 1/4" Male NPT |
| 3 | GA14804 | 1 | Pressure Sensor (0-120 PSI) |
| 4 | GA14924 | 2 | 24 VDC Air Valve |
| 5 | GD11079 | 1 | 3 Pin Receptacle, Black |
| 6 | GD12557 | 3 | Male 20-18 AWG Terminal Pin |
| 7 | GD12558 | 3 | Cable Seal, 18-16 AWG |
| 8 | GA12104 | 1 | Pressure Gauge, 1/4" NPT |
| 9 | GD19238 | 1 | Nipple, 1/4" NPT |
| 10 | GD17143 | 1 | Swivel Elbow, 1/4" NPT x 3/8" |
| 11 | GD19237 | 1 | Tee, 1/4" NPT |
| A | GA17549 | - | 24 VDC Air Valve Complete (Items 1-12) |

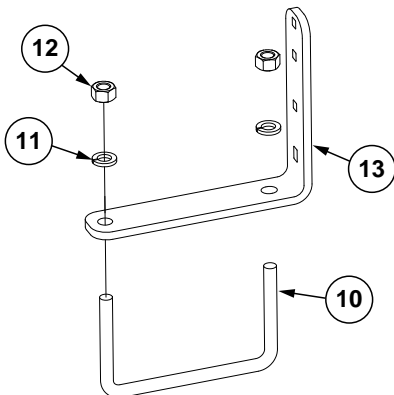
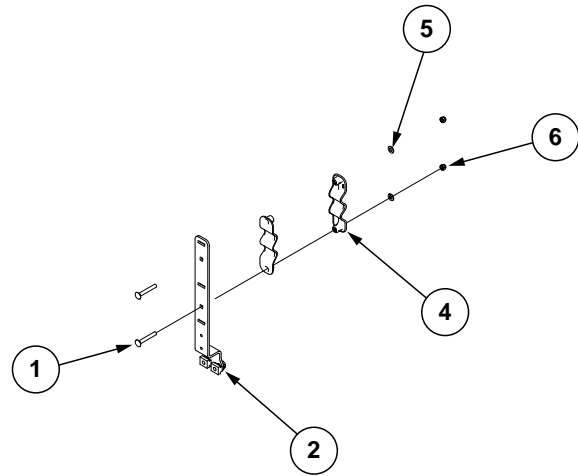
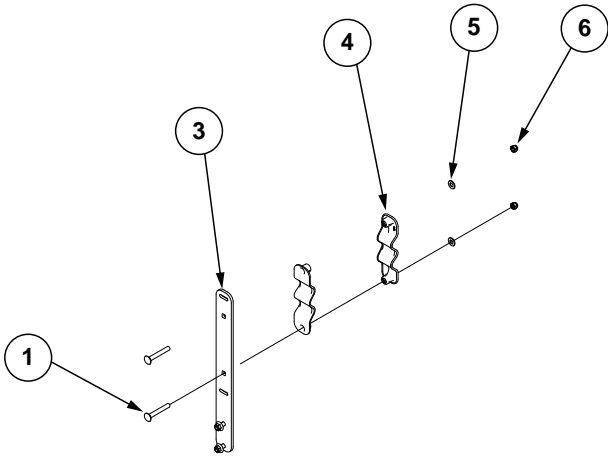
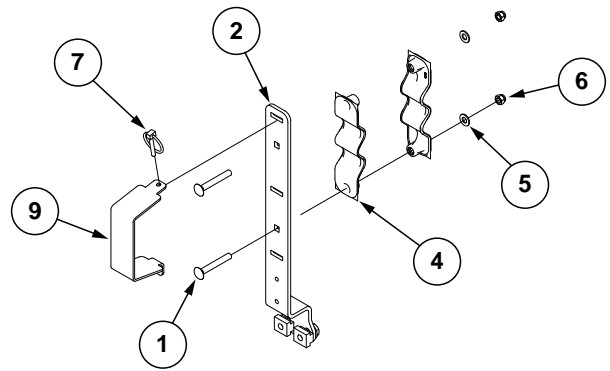
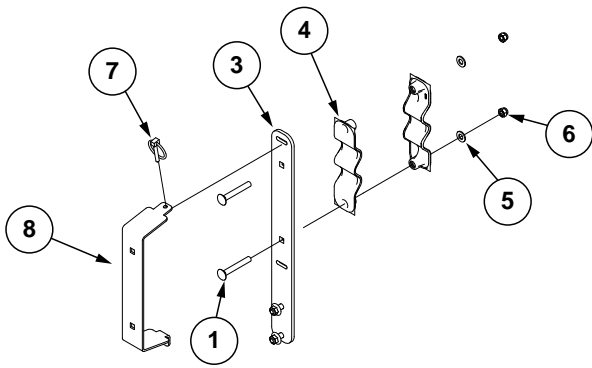
(A20088)



| ITEM | PART NO. | QTY. | DESCRIPTION |
|------|-----------|------|--|
| 1 | GD25638 | 1 | DF Block |
| 2 | GD17141 | 1 | Connector, 1/4" Male NPT |
| 3 | GA20370 | 2 | 12 VDC Air Valve |
| 4 | GD11079 | 1 | 3 Pin Receptacle, Black |
| 5 | GD12557 | 3 | Male 20-18 AWG Terminal Pin |
| 6 | GD12558 | 3 | Cable Seal, 18-16 AWG |
| 7 | GA12104 | 1 | Pressure Gauge, 1/4" NPT |
| 8 | GD17143 | 1 | Swivel Elbow, 1/4" NPT x 3/8" |
| 9 | GD19237 | 1 | Tee, 1/4" NPT |
| 10 | GD19238 | 1 | Nipple, 1/4" NPT |
| 11 | G5406-02P | 1 | Hex Head Pipe Plug, 1/8" NPT |
| A | GA20088 | - | 12 VDC Air Valve Complete (Items 1-11) |



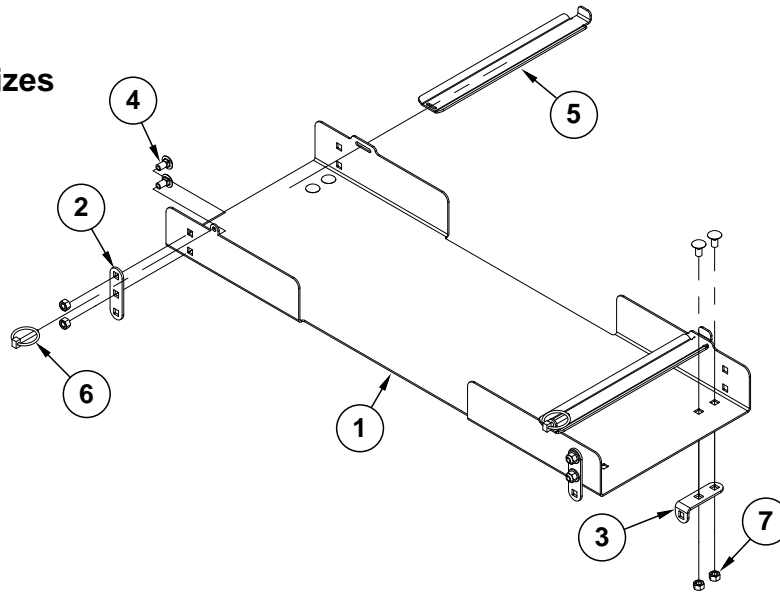
| ITEM | PART NO. | QTY. | DESCRIPTION |
|------|----------|------|--------------------------------------|
| 1 | G11387 | - | Flat Washer, 3/8" SAE |
| 2 | GA18166 | - | Hose Support |
| 3 | GD26273 | - | Hose Clamp Bracket |
| 4 | GD25639 | - | T-Slot Nut |
| 5 | GA18170 | - | Hose Support |
| 6 | G11389 | - | Flat Washer, 1/2" Plated SAE |
| 7 | G10438 | - | Hex Head Cap Screw, 1/2"-13 x 3/4" |
| 8 | GA18112 | - | Hose Support |
| 9 | G10230 | - | Lock Washer, 5/8" |
| 10 | G10104 | - | Hex Nut, 5/8"-11 |
| 11 | GD25914 | - | U-Bolt, 7" x 3" x 5/8"-11 |
| 12 | GD2558 | - | Lynch Pin, 1/4" |
| 13 | GD26538 | - | Hose Clamp Bracket |
| 14 | GD25657 | - | Hose Clamp Bracket |
| 15 | GA18111 | - | Hose Support |
| 16 | GD25655 | - | Hose Clamp Bracket |
| 17 | GA18110 | - | Hose Support |
| 18 | GA18113 | - | Hose Support |
| 19 | G10622 | - | Serrated Flange Nut, 3/8"-16 |
| 20 | G10003 | - | Hex Head Cap Screw, 3/8"-16 x 1 1/2" |
| 21 | G11091 | - | Serrated Flange Nut, 3/8"-16 |
| 22 | G10004 | - | Hex Head Cap Screw, 3/8"-16 x 1 1/4" |



| ITEM | PART NO. | QTY. | DESCRIPTION |
|------|----------|------|--|
| 1 | G10898 | - | Carriage Bolt, 3/8"-16 x 2 3/4" |
| 2 | GD30653 | 1 | Rail Mounted Hose Stand |
| | G11389 | 2 | Flat Washer, 1/2" Plated SAE |
| | G11712 | 2 | Hex Head Cap Screw, 1/2"-13 x 3/4", Grade 5 |
| | GD30945 | 2 | Drop In T-Nut, 1/2"-13 |
| 3 | GD30654 | 1 | Hose Stand Plate |
| | G11091 | 2 | Serrated Flange Nut, 3/8"-16 |
| | G10003 | 2 | Hex Head Cap Screw, 3/8"-16 x 1 1/2" |
| 4 | GB0969 | - | 5 Position Wave Stacker |
| 5 | G11387 | - | Flat Washer, 3/8" SAE |
| 6 | G10108 | - | Lock Nut, 3/8"-16 |
| 7 | GD2558 | - | Lynch Pin, 1/4" |
| 8 | GD30656 | - | Large Hose Retainer |
| 9 | GD30655 | - | Small Hose Retainer |
| 10 | GD25914 | - | U-Bolt, 7" x 3" x 5/8"-11 |
| 11 | G10233 | - | Machine Bushing, 1 1/2" x 1/32", 10 Gauge (.1345") |
| 12 | G10104 | - | Hex Nut, 5/8"-11 |
| 13 | GD30658 | - | Wave Stacker Mount |

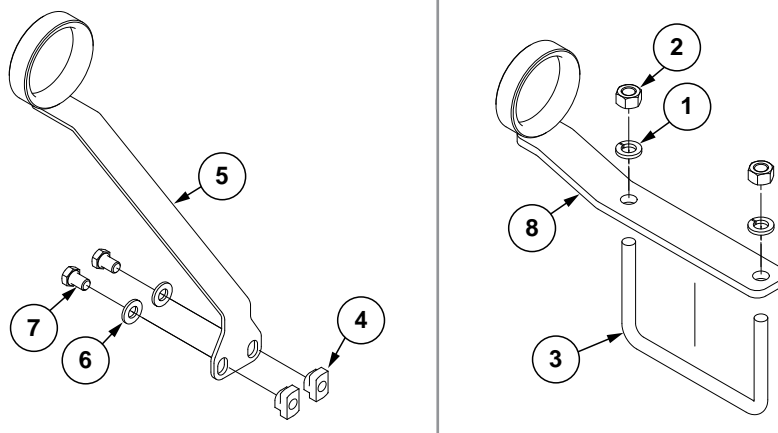
(A18451)

All Row Sizes



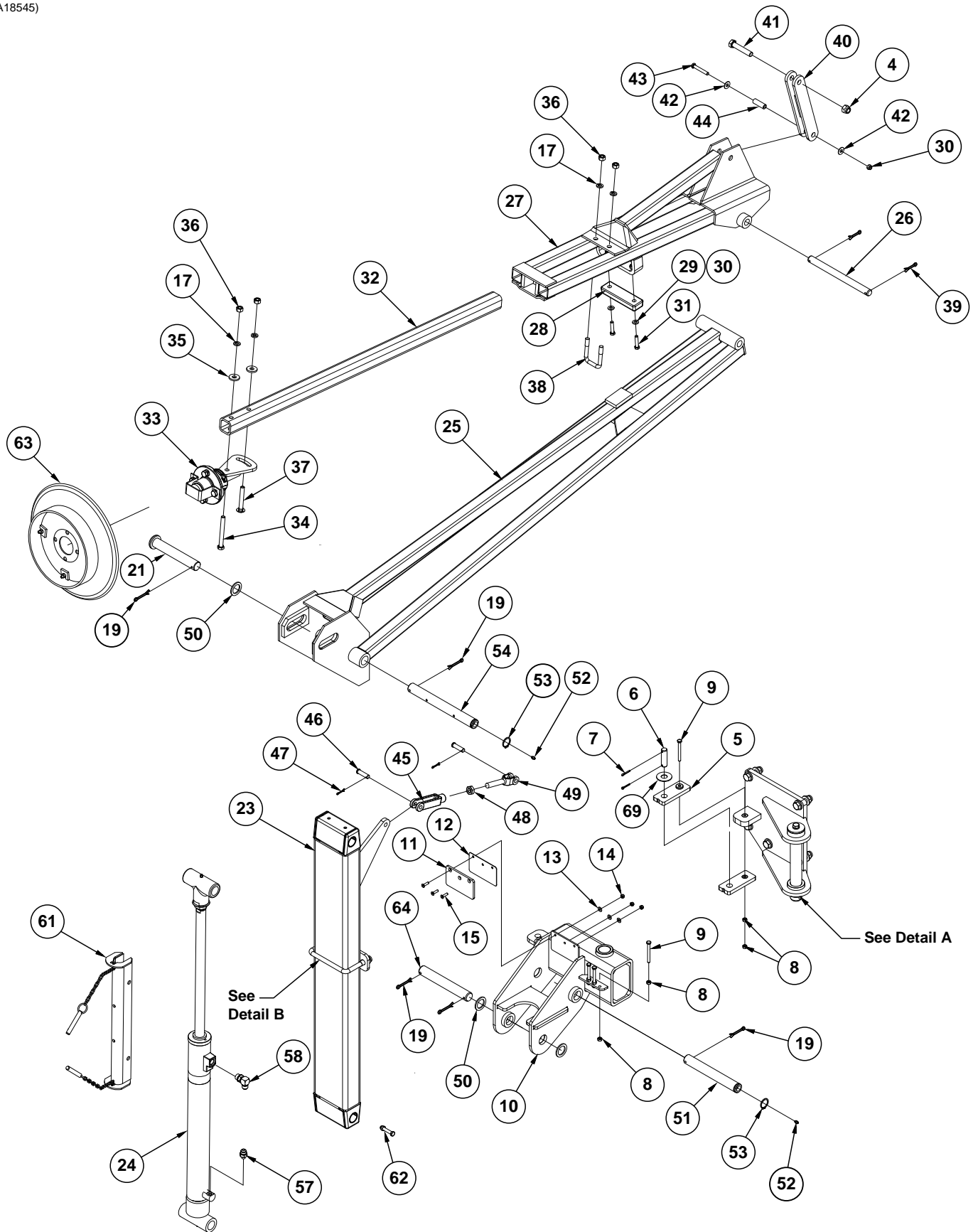
| ITEM | PART NO. | QTY. | DESCRIPTION |
|------|----------|------|-------------------------------|
| 1 | GD25649 | - | Hose Tray |
| 2 | GD25650 | - | Tray Support |
| 3 | GD26543 | - | Tray Support |
| 4 | G10308 | - | Carriage Bolt, 3/8"-16 x 3/4" |
| 5 | GD26546 | - | Hose Clamp Bracket |
| 6 | GD2558 | - | Lynch Pin, 1/4" |
| 7 | G10622 | - | Serrated Flange Nut, 3/8"-16 |

Hose Protectors



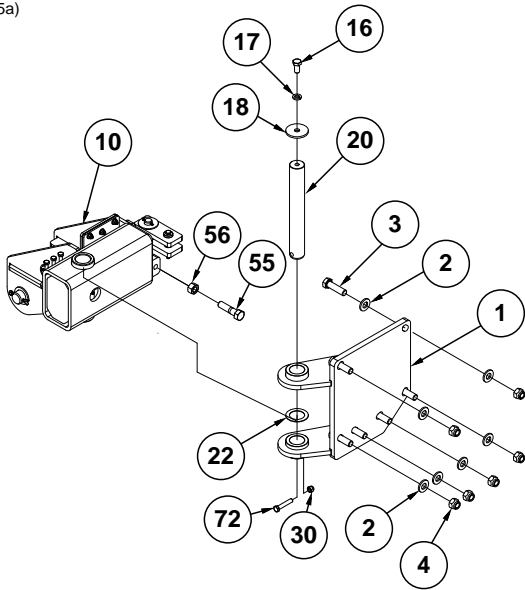
| ITEM | PART NO. | QTY. | DESCRIPTION |
|------|----------|------|---|
| 1 | G10230 | - | Lock Washer, 5/8" |
| 2 | G10104 | - | Hex Nut, 5/8"-11 |
| 3 | GD25914 | - | U-Bolt, 7" x 3" x 5/8"-11 |
| 4 | GD30945 | - | Drop In T-Nut, 1/2"-13 |
| 5 | GA21101 | - | Hose Protector |
| 6 | G11389 | - | Flat Washer, 1/2" Plated SAE |
| 7 | G11712 | - | Hex Head Cap Screw, 1/2"-13 x 3/4", Grade 5 |
| 8 | GA21100 | - | Hose Protector |

(A18545)

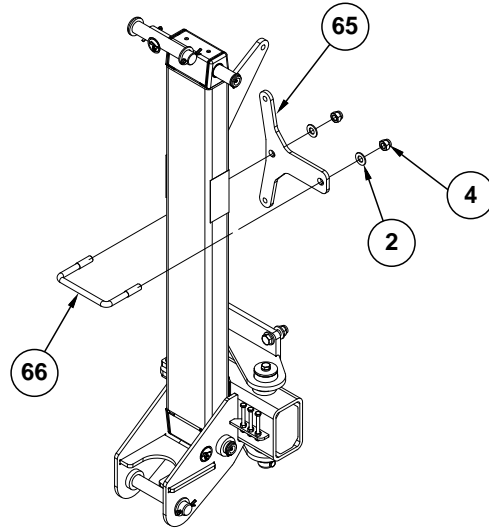


(Continued on the following pages.)

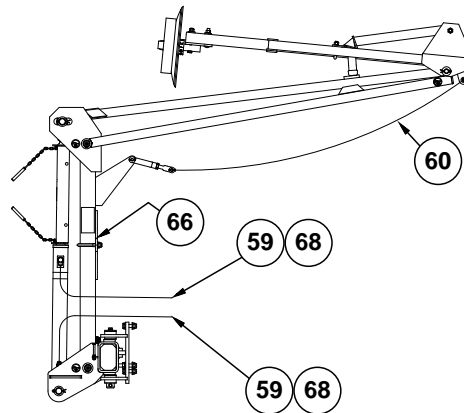
(A18545a)



Detail A



Detail B

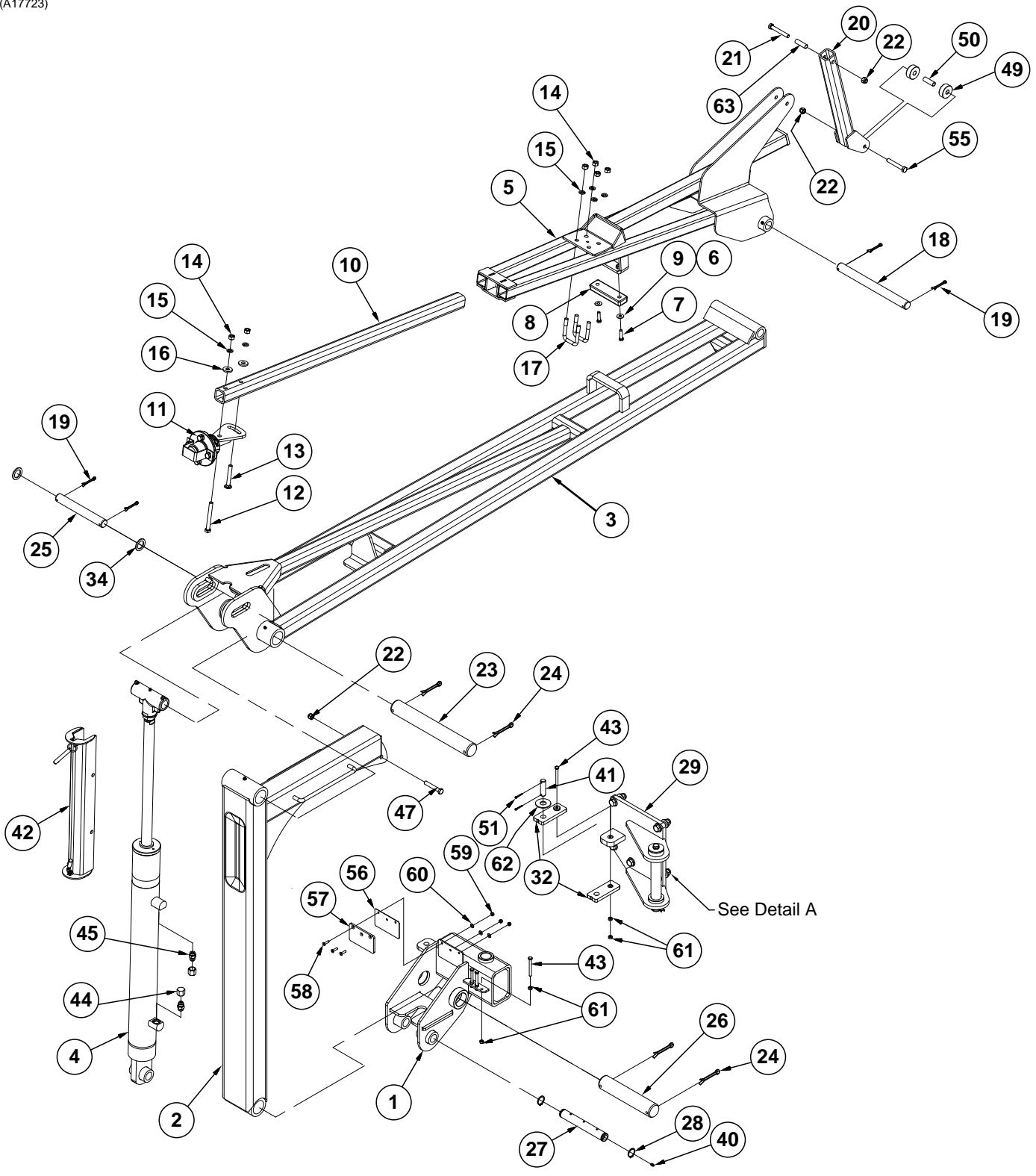


| ITEM | PART NO. | QTY. | DESCRIPTION |
|------|----------|------|--|
| 1 | GA18533 | 1 | L.H. Marker Pivot |
| | GA18534 | - | R.H. Marker Pivot |
| 2 | G11391 | 14 | Flat Washer, 5/8" SAE |
| 3 | G10006 | 6 | Hex Head Cap Screw, 5/8"-11 x 2 1/4" |
| 4 | G10107 | 8 | Lock Nut, 5/8"-11 |
| 5 | GA18485 | 2 | Shear Strap |
| 6 | GD25953 | 1 | Shear Strap Pin |
| 7 | G10544 | 2 | Cotter Pin, 5/32" x 1" |
| 8 | G10106 | 8 | Hex Nut, 5/16"-18 |
| 9 | G11553 | 4 | Hex Head Cap Screw, 5/16"-18 x 3" |
| 10 | GA18531 | 1 | L.H. Outer Breakaway |
| | GA18532 | - | R.H. Outer Breakaway |
| 11 | GD26790 | 1 | Stop Pad |
| 12 | GD26789 | 3 | Shim Stop (As Required) |
| 13 | G11385 | 3 | Flat Washer, 1/4" SAE |
| 14 | G10110 | 3 | Lock Nut, 1/4"-20, Grade B |
| 15 | G11180 | 3 | Hex Flat Head Counter Sunk Cap Screw, 1/4"-20 x 1" |
| 16 | G10014 | 1 | Hex Head Cap Screw, 1/2"-13 x 1" |
| 17 | G10228 | 5 | Lock Washer, 1/2" |
| 18 | GD18828 | 1 | Washer |
| 19 | G10460 | 5 | Cotter Pin, 1/4" x 2" |

| ITEM | PART NO. | QTY. | DESCRIPTION |
|------|-------------|------|---|
| 20 | GD30379 | 1 | Pin, 1½" O.D. x 11¼" |
| 21 | GD15386 | 1 | Pin, 1½" O.D. x 10¾" |
| 22 | G10450 | 1 | Machine Bushing, 1½", 18 Gauge (.0478") |
| 23 | GA11592 | 1 | First Stage Marker |
| 24 | GA18514 | 1 | See "Row Marker Cylinder, 12 Row" on page P179 |
| 25 | GA8076 | 1 | Arm W/Grease Fitting, Second Stage, 72" |
| | G10641 | | Grease Fitting, ⅜" NPT |
| 26 | GD2697 | 1 | Pin, ⅞" x 11" |
| 27 | GA8075 | 1 | Arm, Third Stage, 35" |
| 28 | GA9145 | 1 | Molded Stop, 6¼" Long |
| 29 | G11387 | 2 | Flat Washer, ⅜" SAE |
| 30 | G10108 | 4 | Lock Nut, ⅜"-16 |
| 31 | G10047 | 2 | Hex Head Cap Screw, ⅜"-16 x 1¾" |
| 32 | GD0453-03 | 1 | Extension Tube, 50" |
| 33 | --- | - | See "Row Marker Spindle/Hub/Blade" on page P153 |
| 34 | G10045 | 1 | Hex Head Cap Screw, ½"-13 x 4½" |
| 35 | G10168 | 2 | Machine Bushing, ½", 7 Gauge (.1793") |
| 36 | G10102 | 4 | Hex Nut, ½"-13 |
| 37 | G10844 | 1 | Carriage Bolt, ½"-13 x 3½" |
| 38 | GD2721 | 1 | U-Bolt, 2" x 2" x ½"-13 |
| 39 | G10463 | 2 | Cotter Pin, ¼" x 1½" |
| 40 | GA8072 | 1 | Linkage, 10" |
| 41 | G10862 | 1 | Hex Head Cap Screw, ⅝"-11 x 3¼" |
| 42 | G10210 | 2 | Washer, ⅜" USS |
| 43 | G10049 | 1 | Hex Head Cap Screw, ⅜"-16 x 2½" |
| 44 | GD2971-11 | 1 | Sleeve, 1⅞" Long |
| 45 | GD8218 | 1 | Yoke |
| 46 | G10560 | 2 | Clevis Pin, ½" x 1¾" |
| 47 | G10451 | 2 | Cotter Pin, ⅛" x 1" |
| 48 | G10503 | 1 | Hex Jam Nut, ⅝"-11, Grade 2 |
| 49 | GD11115 | 1 | Plain Yoke |
| 50 | G10159 | 3 | Washer, 1⅞" |
| 51 | GD21143 | 1 | Marker Pin, 1¼" x 9½" |
| 52 | G10640 | 2 | Grease Fitting, ¼"-28 |
| 53 | G11400 | 2 | Retaining Ring, 1¼" |
| 54 | GD21142 | 1 | Marker Pin, 1¼" x 1⅜" |
| 55 | G10942 | 1 | Hex Head Cap Screw, ⅝"-11 x 2½", Full Thread |
| 56 | G10104 | 1 | Hex Nut, ⅝"-11 |
| 57 | G6400-08-04 | 1 | Connector W/O-Ring, ¾"-16 Male JIC To ⅞"-20 O-Ring |
| | GR1465 | - | O-Ring |
| 58 | G6801-08 | 1 | Elbow W/O-Ring, 90°, ¾"-16 Male JIC To O-Ring |
| | GR1037 | - | O-Ring |
| 59 | *A15032-62 | 2 | Hose Assembly, ⅜" x 62" (08F-08F) (Abrasion Resistant) |
| 60 | GA11915 | 1 | Marker Chain Assembly |
| | G3302-07 | 1 | Coil Chain, No. 9/0, 28 Links |
| | GD10674-02 | 1 | Chain Cover, 56" |
| 61 | GA8170 | 1 | Safety Lockup W/Detent Pins, 19⅜" |
| | G10536 | | Detent Pin, ½" x 2½" |
| 62 | G10048 | 1 | Hex Head Cap Screw, ⅜"-16 x 2" |
| 63 | --- | 1 | See "Row Marker Spindle/Hub/Blade" on page P153 |
| 64 | GD3421 | 1 | Pin, 1¼" x 8¾" |
| 65 | GD26962 | 1 | Lockup Storage Plate |
| 66 | GD11489 | 1 | U-Bolt, 3" x 6" x ⅝"-11 |
| 67 | --- | - | --- |
| 68 | G6502-08 | 2 | Swivel Elbow, 45°, ¾"-16 Male JIC To Female |
| 69 | G10218 | 1 | Washer, ⅜" USS |

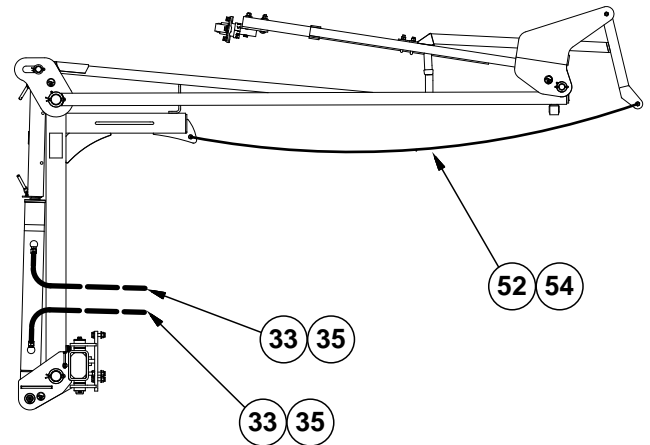
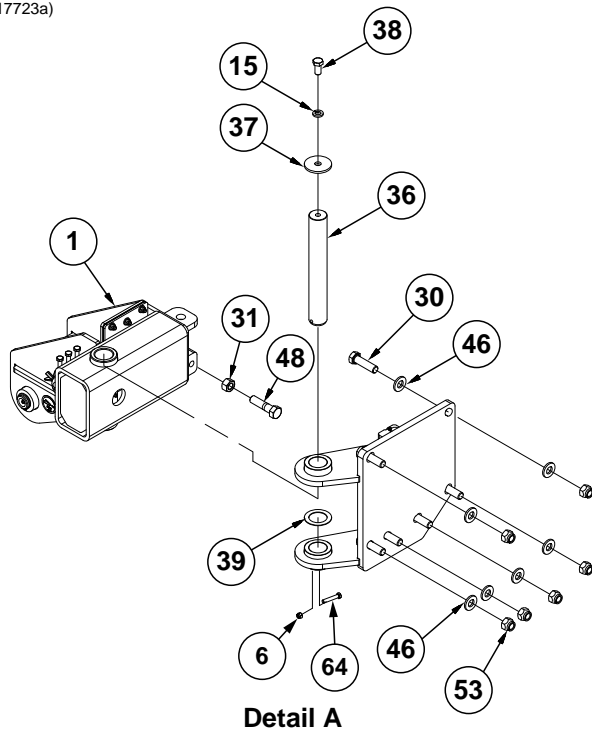
* Hydraulic hose is not stocked by Kinze Repair Parts, but can be made available on a special order basis. Call for quote.

(A17723)



See Detail A

(A17723a)



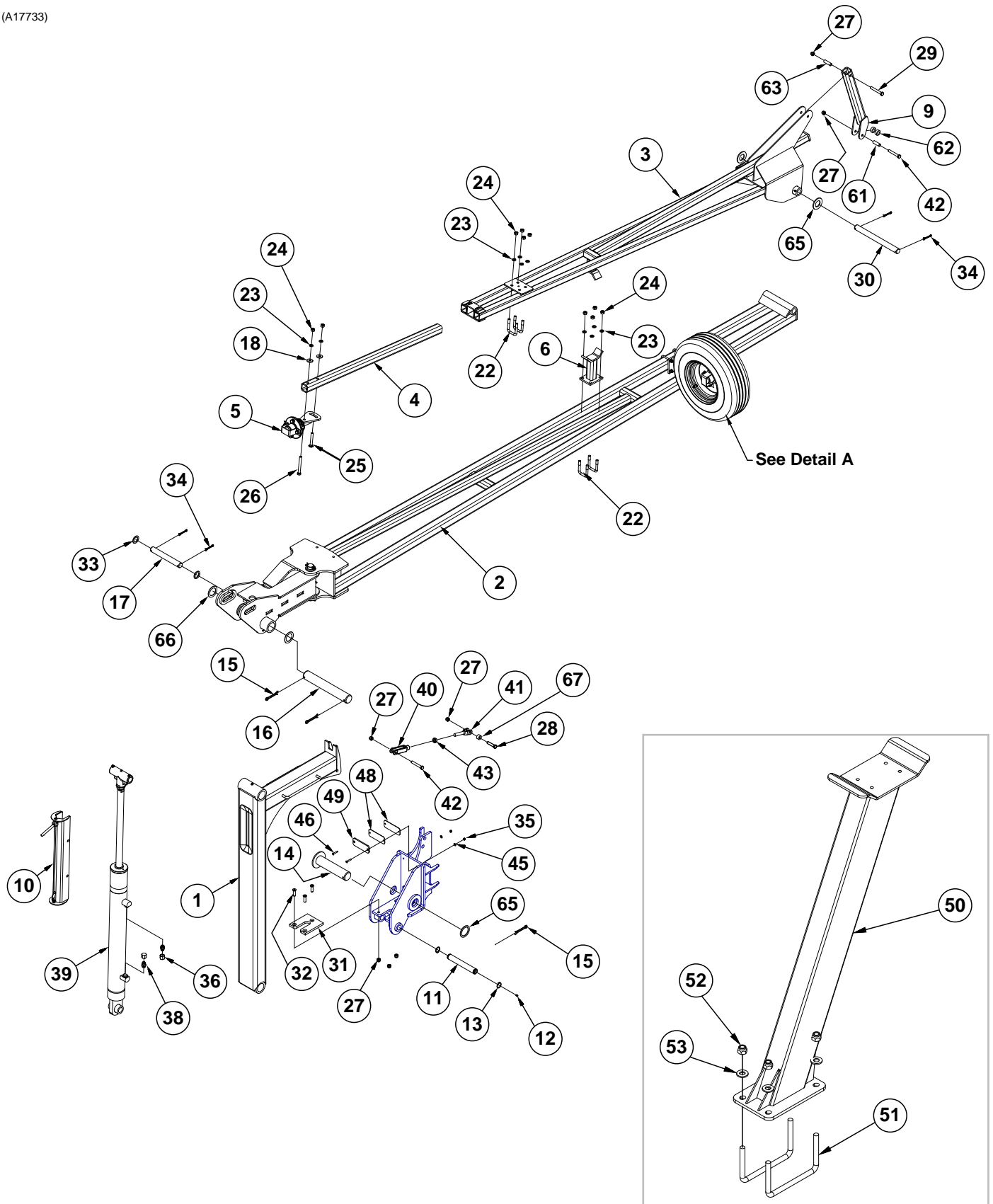
| ITEM | PART NO. | QTY. | DESCRIPTION |
|------|-----------|------|---|
| 1 | GA18529 | 1 | L.H. Outer Breakaway |
| | GA18530 | 1 | R.H. Outer Breakaway |
| 2 | GA17715 | 1 | First Stage |
| 3 | GA18866 | 1 | Second Stage |
| 4 | GA18861 | 1 | See "Row Marker Cylinder, 16 Row and 24 Row" on page P180 |
| 5 | GA17721 | 1 | Third Stage |
| 6 | G10108 | 3 | Lock Nut, 3/8"-16 |
| 7 | G10003 | 2 | Hex Head Cap Screw, 3/8"-16 x 1 1/2" |
| 8 | GA9145 | 1 | Molded Stop, 6 1/4" Long |
| 9 | G10210 | 2 | Washer, 3/8" USS |
| 10 | GD0453-03 | 1 | Extension Tube, 50" |
| 11 | GA13719 | 1 | See "Row Marker Spindle/Hub/Blade" on page P153 |
| 12 | G10045 | 1 | Hex Head Cap Screw, 1/2"-13 x 4 1/2" |
| 13 | G10844 | 1 | Carriage Bolt, 1/2"-13 x 3 1/2" |
| 14 | G10102 | 6 | Hex Nut, 1/2"-13 |
| 15 | G10228 | 7 | Lock Washer, 1/2" |
| 16 | G10168 | 2 | Machine Bushing, 1/2", 7 Gauge (.1793") |
| 17 | GD2721 | 2 | U-Bolt, 2" x 2" x 1/2"-13 |
| 18 | GD0704 | 1 | Pin, 1 1/4" x 14" |
| 19 | G10460 | 4 | Cotter Pin, 1/4" x 2" |
| 20 | GA21209 | 1 | Control Arm |
| 21 | G10033 | 1 | Hex Head Cap Screw, 1/2"-13 x 3 1/2" |
| 22 | G10111 | 3 | Lock Nut, 1/2"-13 |
| 23 | GD0677 | 1 | Pin, 2 1/8" x 15 3/4" |
| 24 | G10461 | 4 | Cotter Pin, 3/8" x 3" |
| 25 | GD0652 | 1 | Pin, 1 1/4" x 9 1/2" |
| 26 | GD26775 | 1 | Pivot Shaft, 2 1/8" x 10 1/2" |

(Continued on the following page.)

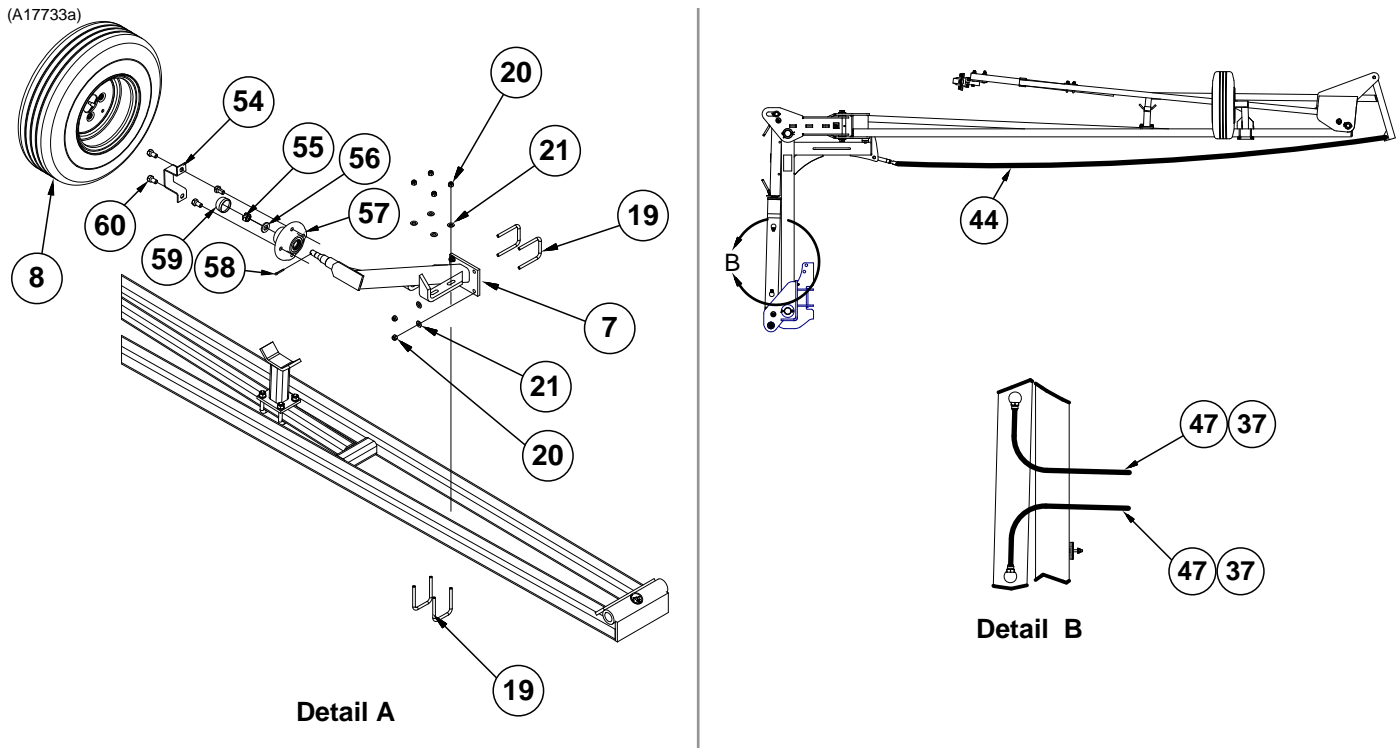
| ITEM | PART NO. | QTY. | DESCRIPTION |
|------|--------------------|--------|--|
| 27 | GD25860 | 1 | Marker Pin, 1¼" x 87⁄8" |
| 28 | G11400 | 2 | Retaining Ring, 1¼" |
| 29 | GA18533 | 1 | L.H. Marker Pivot |
| 30 | G10006 | 6 | Hex Head Cap Screw, 5⁄8"-11 x 2¼" |
| 31 | G10104 | 1 | Hex Nut, 5⁄8"-11 |
| 32 | GA18485 | 2 | Shear Strap |
| 33 | *A15032-51 | 2 | Hose Assembly, 3⁄8" x 51" (08F-08F) (Abrasion Resistant) |
| 34 | G10159 | 2 | Washer, 17⁄8" |
| 35 | G6502-08 | 2 | Swivel Elbow, 45°, 3⁄4"-16 Male JIC To Female |
| 36 | GD30379 | 1 | Pin, 1½" O.D. x 11¼" |
| 37 | GD18828 | 1 | Washer |
| 38 | G10014 | 1 | Hex Head Cap Screw, ½"-13 x 1" |
| 39 | G10450 | 1 | Machine Bushing, 1½", 18 Gauge (.0478") |
| 40 | G10640 | 1 | Grease Fitting, ¼"-28 |
| 41 | GD25953 | 1 | Shear Strap Pin |
| 42 | GA18884 G10874 | 1 - | Cylinder Lock-up Assembly Detent Pin, ½" x 3½" Grip |
| 43 | G11553 | 4 | Hex Head Cap Screw, 5⁄16"-18 x 3" |
| 44 | G304-C-8 | 2 | Cap Nut, ¾"-16 |
| 45 | G6400-08 GR1037 | 2 - | Connector W/O-Ring, ¾"-16 Male JIC To O-Ring O-Ring |
| 46 | G11391 | 12 | Flat Washer, 5⁄8" SAE |
| 47 | G10038 | 1 | Hex Head Cap Screw, ½"-13 x 3" |
| 48 | G10942 | 1 | Hex Head Cap Screw, 5⁄8"-11 x 2½", Full Thread |
| 49 | GD19205 | 2 | Chain Spacer |
| 50 | GD19206 | 1 | Chain Sleeve |
| 51 | G10544 | 2 | Cotter Pin, 5⁄32" x 1" |
| 52 | G3302-15 | 1 | Marker Chain, 43 Links |
| 53 | G10107 | 6 | Lock Nut, 5⁄8"-11 |
| 54 | GD10674-07 | 1 | Chain Cover |
| 55 | G10585 | 1 | Hex Head Cap Screw, ½"-13 x 3¼" |
| 56 | GD26789 | 1 | Stop Shim |
| 57 | GD26790 | 1 | Stop Pad |
| 58 | G11180 | 3 | Hex Flat Head Counter Sunk Cap Screw, ¼"-20 x 1" |
| 59 | G10110 | 3 | Lock Nut, ¼"-20, Grade B |
| 60 | G11385 | 3 | Flat Washer, ¼" SAE |
| 61 | G10106 | 8 | Hex Nut, 5⁄16"-18 |
| 62 | G10218 | 1 | Washer, ¾" USS |
| 63 | GD7904-09 | 1 | Sleeve |
| 64 | G10048 | 1 | Hex Head Cap Screw, 3⁄8"-16 x 2" |

* Hydraulic hose is not stocked by Kinze Repair Parts, but can be made available on a special order basis. Call for quote.

(A17733)



(Continued on the following pages.)

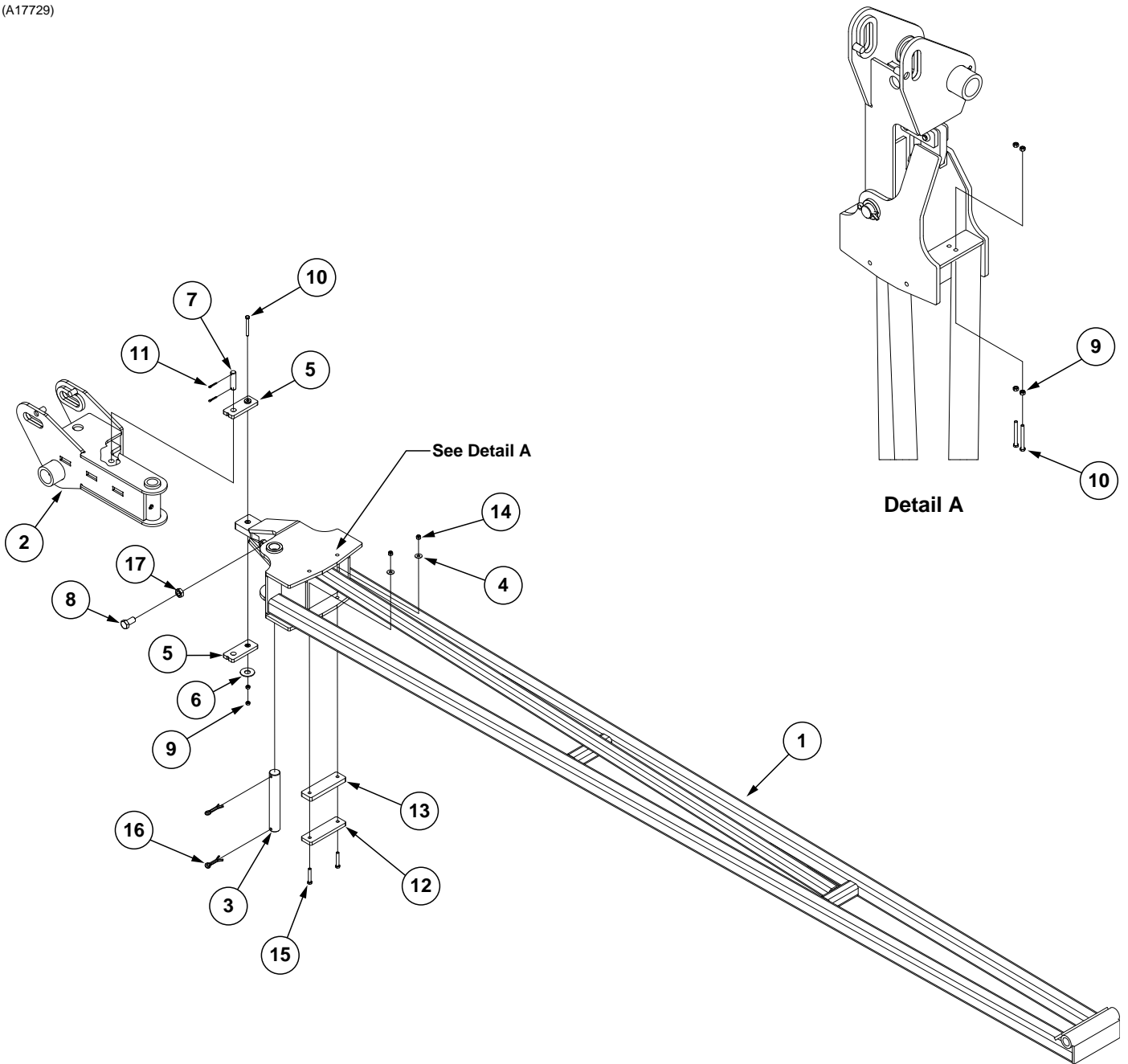


| ITEM | PART NO. | QTY. (Per Assy.) | DESCRIPTION |
|------|--|---------------------|--|
| 1 | GA18057 | 1 | First Stage |
| 2 | --- | 1 | See "Second Stage Marker, 24 Row" on page P151 |
| 3 | GA17732 | 1 | Third Stage Marker |
| 4 | GD0453-07 | 1 | Extension Tube, 45" |
| 5 | GA13719 | 1 | See "Row Marker Spindle/Hub/Blade" on page P153 |
| 6 | GA20256 | 1 | Stop Pad |
| 7 | GA0160L GA0160R | 1 - | Support, L.H. Support, R.H. |
| 8 | GA17767 GD15489 GA10458 GA17768 | 1 - - - | Tire and Rim Assembly Tire, 20.5 x 8.0-10 (Specify Brand*) Valve Stem Rim, Grey |
| 9 | GA21209 | 1 | Control Arm |
| 10 | GA18884 G10874 | 1 - | Cylinder Lock-up Assembly Detent Pin, 1/2" x 3 1/2" Grip |
| 11 | GD25860 | 1 | Marker Pin, 1 1/4" x 8 7/8" |
| 12 | G10640 | 1 | Grease Fitting, 1/4"-28 |
| 13 | G11400 | 2 | Retaining Ring, 1 1/4" |
| 14 | GA21107 | 1 | Pivot Shaft |
| 15 | G10461 | 3 | Cotter Pin, 3/8" x 3" |
| 16 | GD25969 | 1 | Pivot Shaft, 2 1/8" x 14 1/4" |
| 17 | GD0652 | 1 | Pin, 1 1/4" x 9 1/2" |
| 18 | G10168 | 2 | Machine Bushing, 1/2", 7 Gauge (.1793") |
| 19 | GD19212 | 4 | U-Bolt, 2 1/2" x 3/8"-16 |
| 20 | G10108 | 8 | Lock Nut, 3/8"-16 |
| 21 | G11387 | 8 | Flat Washer, 3/8" SAE |
| 22 | GD2721 | 4 | U-Bolt, 2" x 2" x 1/2"-13 |
| 23 | G10228 | 10 | Lock Washer, 1/2" |

| ITEM | PART NO. | QTY. (Per Assy.) | DESCRIPTION |
|------|--|-----------------------|--|
| 24 | G10102 | 10 | Hex Nut, 1/2"-13 |
| 25 | G10844 | 1 | Carriage Bolt, 1/2"-13 x 3 1/2" |
| 26 | G10045 | 1 | Hex Head Cap Screw, 1/2"-13 x 4 1/2" |
| 27 | G10111 | 7 | Lock Nut, 1/2"-13 |
| 28 | G10581 | 1 | Hex Head Cap Screw, 1/2"-13 x 2 1/4" |
| 29 | G10033 | 1 | Hex Head Cap Screw, 1/2"-13 x 3 1/2" |
| 30 | GD0704 | 1 | Pin, 1 1/4" x 14" |
| 31 | GD25862 | 1 | Wear Stop |
| 32 | G11534 | 3 | Hex Flat Head Counter Sunk, 1/2"-13 x 1 3/4" |
| 33 | G10159 | 2 | Washer, 1 7/8" |
| 34 | G10460 | 4 | Cotter Pin, 1/4" x 2" |
| 35 | G10110 | 2 | Lock Nut, 1/4"-20, Grade B |
| 36 | G304-C-8 | 2 | Cap Nut, 3/4"-16 |
| 37 | G6502-08 | 2 | Swivel Elbow, 45°, 3/4"-16 Male JIC To Female |
| 38 | G6400-08 GR1037 | 2 - | Connector W/O-Ring, 3/4"-16 Male JIC To O-Ring O-Ring |
| 39 | GA18861 | 1 | See "Row Marker Cylinder, 16 Row and 24 Row" on page P180 |
| 40 | GD8218 | 1 | Yoke |
| 41 | GD11115 | 1 | Plain Yoke |
| 42 | G10585 | 2 | Hex Head Cap Screw, 1/2"-13 x 3 1/4" |
| 43 | G10503 | 1 | Hex Jam Nut, 5 5/8"-11, Grade 2 |
| 44 | GD28630 | 1 | Wire Rope, 153 3/4" |
| 45 | G11385 | 2 | Flat Washer, 1/4" SAE |
| 46 | G11570 | 2 | Hex Flat Head Cap Screw, 1/4"-20 x 1 1/2" |
| 47 | *A15032-51 | 2 | Hose Assembly, 3/8" x 51" (08F-08F) (Abrasion Resistant) |
| 48 | GD26954 | 2 | Shim Stop |
| 49 | GD26955 | 1 | Stop Pad |
| 50 | GA18734 | 1 | Marker Stand |
| 51 | GD25914 | 2 | U-Bolt, 7" x 3" x 5/8"-11 |
| 52 | G10107 | 4 | Lock Nut, 5/8"-11 |
| 53 | G11391 | 4 | Flat Washer, 5/8" SAE |
| 54 | GD2597 | 1 | Retainer |
| 55 | G10725 | 1 | Slotted Hex Nut, 5/8"-18 |
| 56 | G11391 | 1 | Flat Washer, 5/8" SAE |
| 57 | GA15162 GD21540 GA0257 GA0245 GA0167 | 1 - - - - | 4-Bolt Hub Assembly W/O Spindle Grease Seal Bearing Bearing Hub W/Cups, 4 Bolt |
| 58 | G10544 | 1 | Cotter Pin, 5/32" x 1" |
| 59 | GD0840 | 1 | Dust Cap |
| 60 | GD3248 | 4 | Lug Bolt, 1/2"-20 x 1 1/4" |
| 61 | GD4887-30 | 2 | Sleeve, 1" O.D. x .562" I.D. x 2" |
| 62 | GD5900-37 | 1 | Sleeve, 1 1/2" O.D. x 1" x 1/2" |
| 63 | GD7904-09 | 1 | Sleeve |
| 64 | GD30380 | 1 | Washer |
| 65 | G11396 | 2 | Flat Washer, 1 1/4" SAE |
| 66 | G10336 | 2 | Machine Bushing, 2 1/8", 14 Gauge (.0747") |
| 67 | GD4887-01 | 1 | Sleeve, 1/2" I.D. x 5/8" Long |

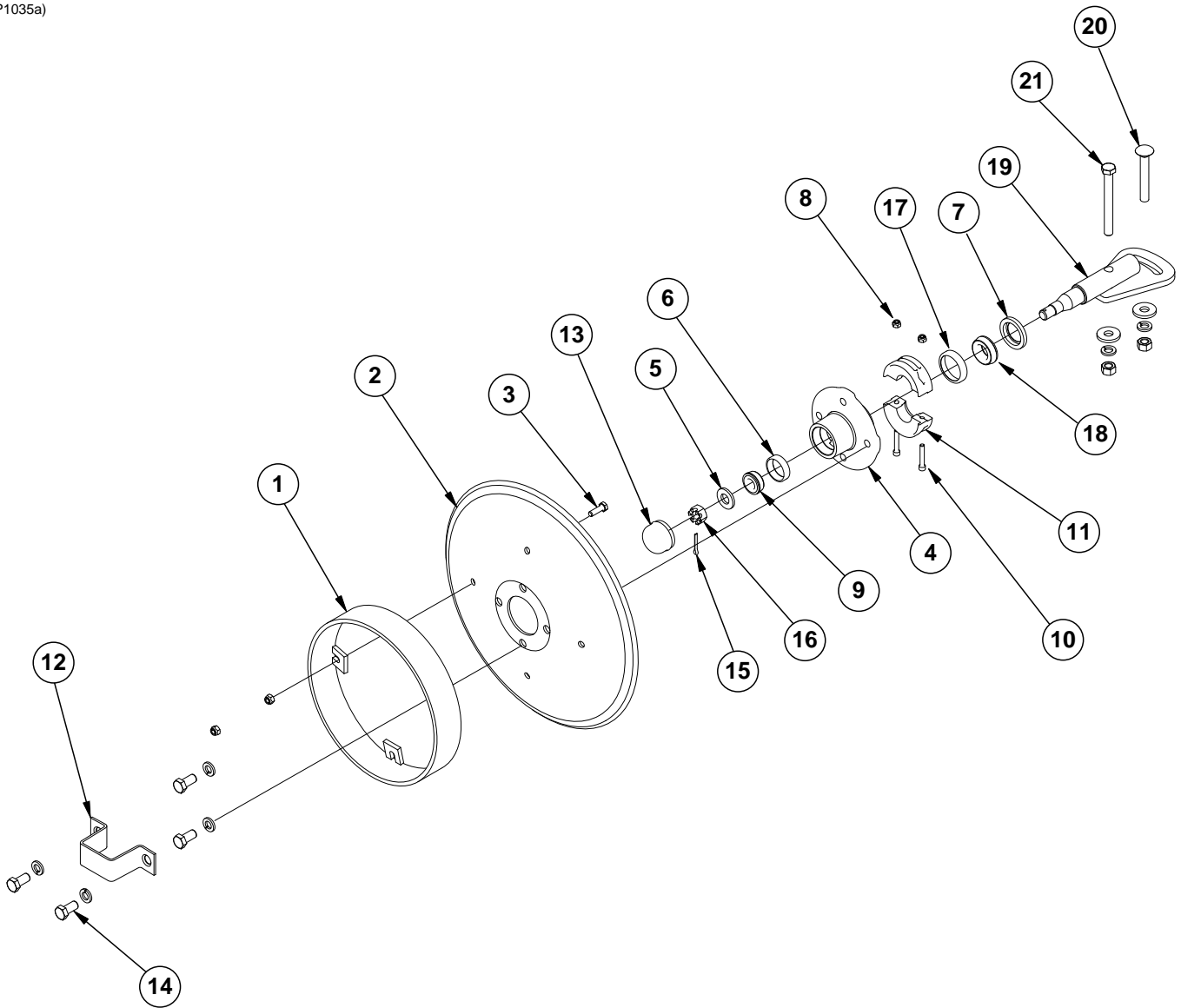
* Hydraulic hose is not stocked by Kinze Repair Parts, but can be made available on a special order basis. Call for quote.

(A17729)



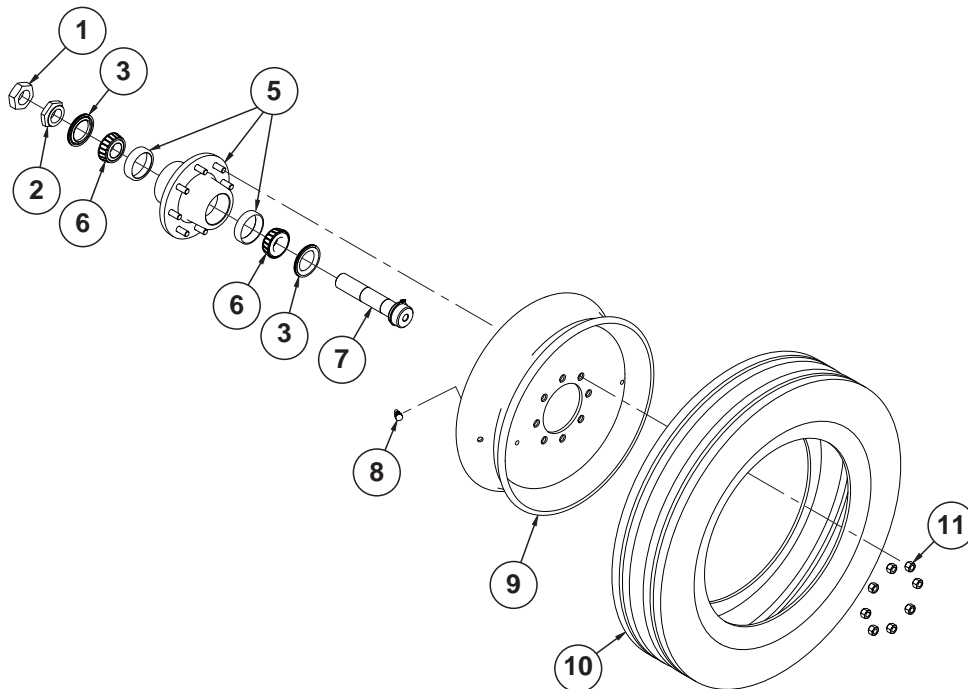
| ITEM | PART NO. | QTY. (Per Assy.) | DESCRIPTION |
|------|----------|---------------------|--------------------------------------|
| 1 | GA18611 | 1 | L.H. Second Stage |
| | GA18610 | 1 | R.H. Second Stage |
| 2 | GA18869 | 1 | L.H. Second Stage Knuckle |
| | GA18870 | 1 | R.H. Second Stage Knuckle |
| 3 | GD25959 | 1 | Breakaway Pivot Pin |
| 4 | G10210 | 2 | Washer, 3/8" USS |
| 5 | GA18485 | 2 | Shear Strap |
| 6 | G10218 | 1 | Washer, 3/4" USS |
| 7 | GD26872 | 1 | Shear Strap Pin |
| 8 | G10025 | 1 | Hex Head Cap Screw, 3/4"-10 x 1 1/2" |
| 9 | G10106 | 6 | Hex Nut, 5/16"-18 |
| 10 | G11553 | 3 | Hex Head Cap Screw, 5/16"-18 x 3" |
| 11 | G10544 | 2 | Cotter Pin, 5/32" x 1" |
| 12 | GD26204 | 1 | Stop Pad |
| 13 | GD25965 | 1 | Mount Spacer |
| 14 | G10108 | 2 | Lock Nut, 3/8"-16 |
| 15 | G10939 | 2 | Hex Head Cap Screw, 3/8"-16 x 2 1/4" |
| 16 | G10468 | 2 | Cotter Pin, 3/8" x 2" |
| 17 | G11087 | 1 | Hex Nut, 3/4"-10 |

(IP1035a)



| ITEM | PART NO. | QTY. (Per Assy.) | DESCRIPTION |
|------|----------|---------------------|---|
| 1 | GA5853 | 1 | Depth Band |
| 2 | GD0746 | 1 | Disc Blade, Solid, 16" (Shown) |
| | GD10283 | - | Disc Blade, Notched, 16" (Optional) |
| 3 | G10019 | 4 | Hex Head Cap Screw, 5/16"-18 x 1" |
| | G10109 | 4 | Lock Nut, 5/16"-18, Grade 8 |
| 4 | GA0167 | 1 | Hub W/Cups, 4 Bolt (Includes Items 6 and 17) |
| 5 | G11391 | 1 | Flat Washer, 5/8" SAE |
| 6 | GR0151 | 1 | Outer Cup |
| 7 | GD21540 | 1 | Grease Seal |
| 8 | G10110 | 2 | Lock Nut, 1/4"-20, Grade B |
| 9 | GA0257 | 1 | Bearing |
| 10 | G11418 | 2 | Hex Socket Head Cap Screw, 1/4"-20 x 1 1/2" |
| 11 | GB0554 | 2 | Hub Shield |
| 12 | GD2597 | 1 | Retainer |
| 13 | GD0840 | 1 | Dust Cap |
| 14 | G10722 | 4 | Hex Head Cap Screw, 1/2"-20 x 1" |
| | G10228 | 4 | Lock Washer, 1/2" |
| 15 | G10544 | 1 | Cotter Pin, 5/32" x 1" |
| 16 | G10725 | 1 | Slotted Hex Nut, 5/8"-18 |
| 17 | GR0150 | 1 | Inner Cup |
| 18 | GA0245 | 1 | Bearing |
| 19 | GA15151 | 1 | Spindle |
| 20 | G10844 | 1 | Carriage Bolt, 1/2"-13 x 3 1/2" |
| | G10168 | 1 | Machine Bushing, 1/2", 7 Gauge |
| | G10228 | 1 | Lock Washer, 1/2" |
| | G10102 | 1 | Hex Nut, 1/2"-13 |
| 21 | G10045 | 1 | Hex Head Cap Screw, 1/2"-13 x 4 1/2" |
| | G10168 | 2 | Machine Bushing, 1/2", 7 Gauge |
| | G10228 | 2 | Lock Washer, 1/2" |
| | G10102 | 2 | Hex Nut, 1/2"-13 |
| A | GA13719 | - | Hub And Spindle Assembly, (Items 4-7, 9, and 12-19) |

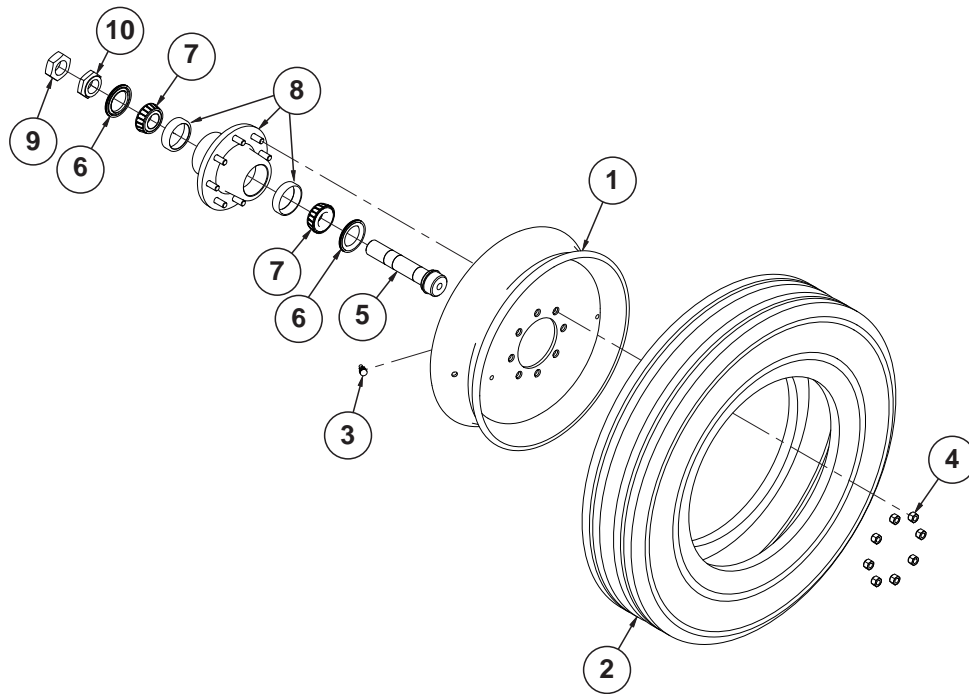
(IP1457)



| ITEM | PART NO. | QTY. | DESCRIPTION |
|------|----------|------|---|
| 1 | GD7864 | 1 | Special Hex Nut, 1 3/4"-12 UNF |
| 2 | GD7089 | 1 | Special Nut, 1 3/4"-12 UNF |
| 3 | GA4722 | 2 | Seal |
| 4 | --- | - | --- |
| 5 | GA4729 | 1 | Hub W/Cups, Bolts, Nuts And Grease Fitting, 8 Bolt, 1 3/4" Bore |
| | G10640 | - | Grease Fitting, 1/4"-28 |
| | GD7079 | 2 | Cup |
| | GR0528 | - | Stud, 5/8"-18 x 2 1/4", Grade 8 |
| | GR1912 | - | Lug Nut, 5/8"-18, Grade 5 |
| 6 | GA4723 | 2 | Bearing |
| 7 | GA4727 | 1 | Spindle W/Retaining Ring, 1 3/4" |
| | G10913 | - | External Retaining Ring, 2 1/2" |
| 8 | GA7434 | 1 | Valve Stem |
| 9 | GA19891 | 1 | Rim, 5 1/2" x 22 1/2", Grey |
| 10 | GD28817 | 1 | Tire, 255-70R 22.5" W/O Center Rib, Tubeless (Specify Brand*) |
| 11 | GR1912 | 8 | Lug Nut, 5/8"-18, Grade 5 |
| A | GA19892 | - | Tire/Rim Assembly (Items 8-10) |
| B | GA4736 | - | Hub and Spindle Assembly (Items 1-3 and 6-7) |

*Specific brand requests will be supplied only as available from current Kinze Repair Parts stock. If a specific brand requested is not in stock, the brand available will be supplied.

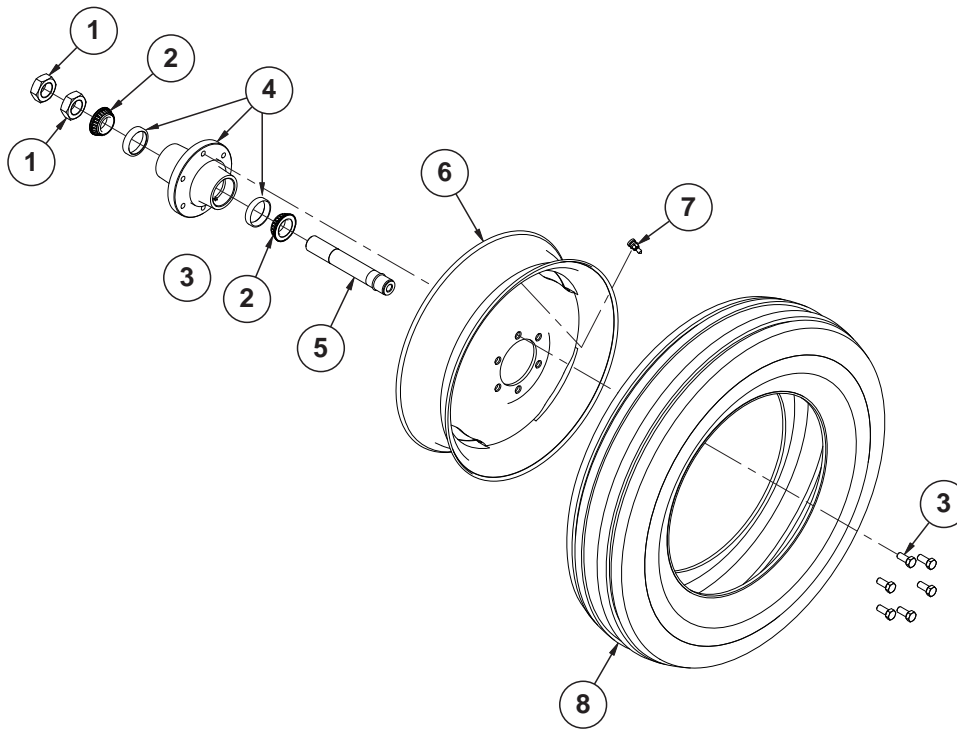
(IP1458)



| ITEM | PART NO. | QTY. | DESCRIPTION |
|------|--|-----------------------|--|
| 1 | GA19891 GA17762 | 1 - | Rim, 7½" x 22½" (2015 Production and on) Rim, 5½" x 22½", Grey (2014 Production) |
| 2 | GD28815 GD15406 | 1 - | Tire, 11-22.5", 14 PR (Specify Brand*) (2015 Production and on) Tire, 41 x 11 R22.5" W/O Center Rib (Specify Brand*) (2014 Production) |
| 3 | GA7434 | 1 | Valve Stem |
| 4 | GR1912 | 8 | Lug Nut, ⅝"-18, Grade 5 |
| 5 | GA19887 GA18902 G10913 | 1 - - | Spindle W/Retaining Ring (2015 Production and on) Spindle W/Retaining Ring (2014 Production) External Retaining Ring, 2½" |
| 6 | GA4722 | 2 | Seal |
| 7 | GA4723 | 2 | Bearing |
| 8 | GA4729 G10640 GD7079 GR0528 GR0531 | 1 - 2 - - | Hub W/Cups, Bolts, Nuts And Grease Fitting, 8 Bolt, 1¾" Bore Grease Fitting, ¼"-28 Cup Stud, ⅝"-18 x 2¼", Grade 8 Lug Nut, ⅝"-18 UNF |
| 9 | GD7864 | 1 | Special Hex Nut, 1¾"-12 UNF |
| 10 | GD7089 | 1 | Special Nut, 1¾"-12 UNF |
| A | GA19885 GA17765 | - - | Tire and Rim Assembly (Items 1-3) (2015 Production and on) Tire and Rim Assembly (Items 1-3) (2014 Production) |
| B | GA19886 GA18901 | - - | Hub and Spindle Assembly (Items 5-10) (2015 Production and on) Hub and Spindle Assembly (Items 5-10) (2014 Production) |

***Specific brand requests will be supplied only as available from current Kinze Repair Parts stock. If a specific brand requested is not in stock, the brand available will be supplied.**

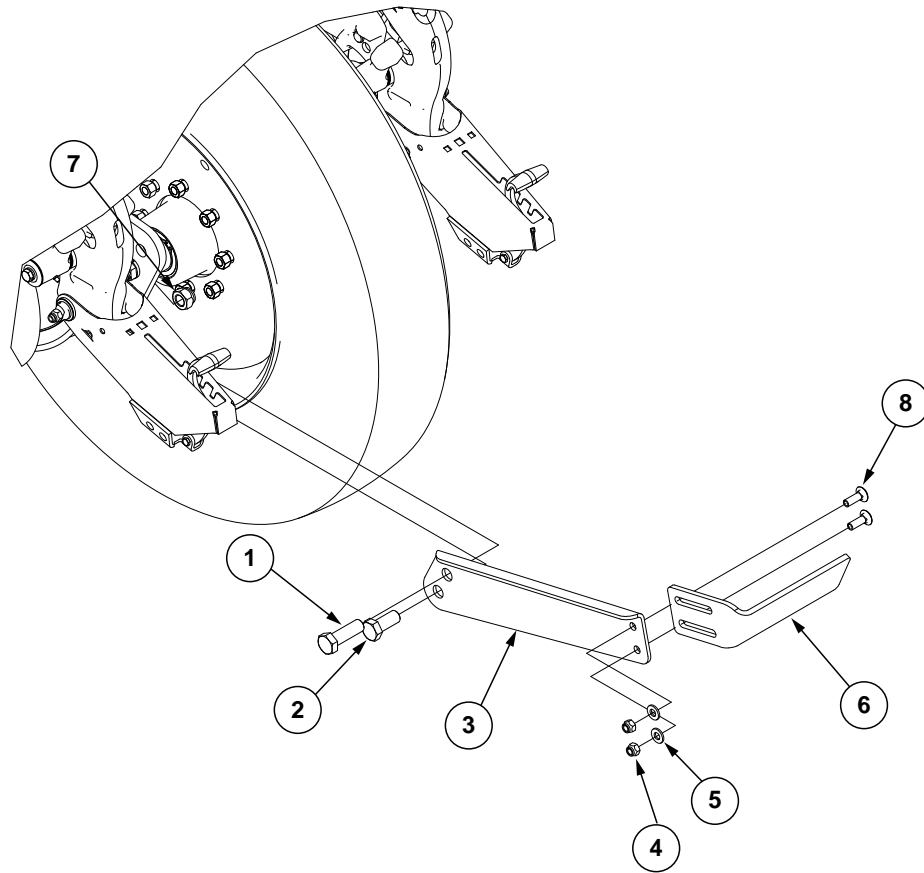
(IP1459)



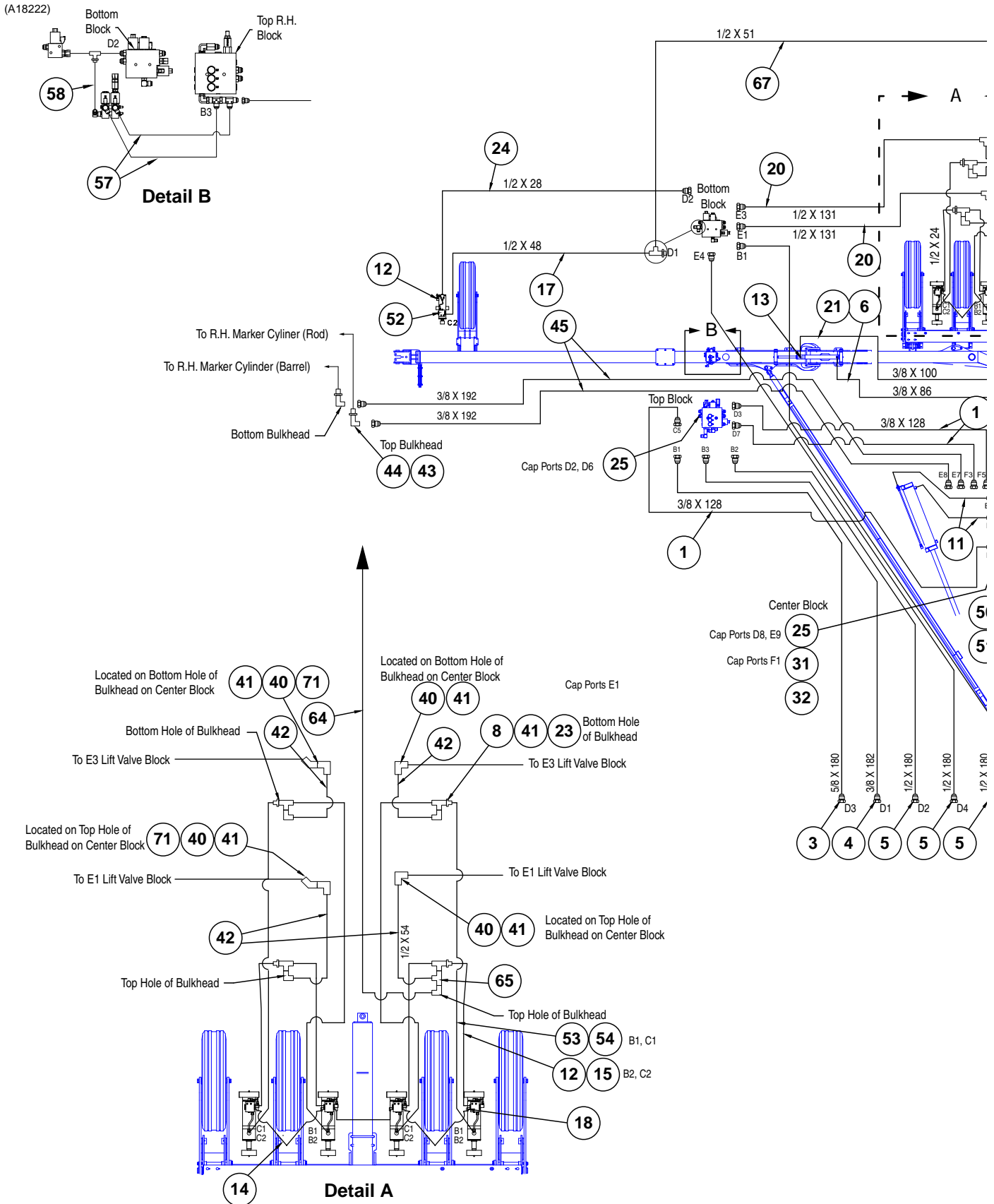
| ITEM | PART NO. | QTY. | DESCRIPTION |
|------|-------------------|--------|---|
| 1 | G11081 | 2 | Hex Jam Nut, 1½"-12, Grade 2 |
| 2 | GA0895 | 2 | Bearing |
| 3 | GR0270 | 6 | Lug Bolt, 9/16"-18 |
| 4 | GA2148 GR0434 | 1 2 | Hub W/Cups, 6 Bolt Cup |
| 5 | GA4376 GD11490 | 1 - | Spindle W/Round External Retaining Ring, 10" Round External Retaining Ring |
| 6 | GA17760 | 1 | Rim, 20" x 5½" |
| 7 | GA7434 | 1 | Valve Stem |
| 8 | GD13401 | 1 | Tire, 7.50" x 20", 8 Ply, Tubeless W/O Center Rib (Specify Brand*) |
| A | GA4377 | - | Hub and Spindle Assembly (Items 1-5) |
| B | GA17759 | - | Tire and Rim Assembly (Items 6-8) |

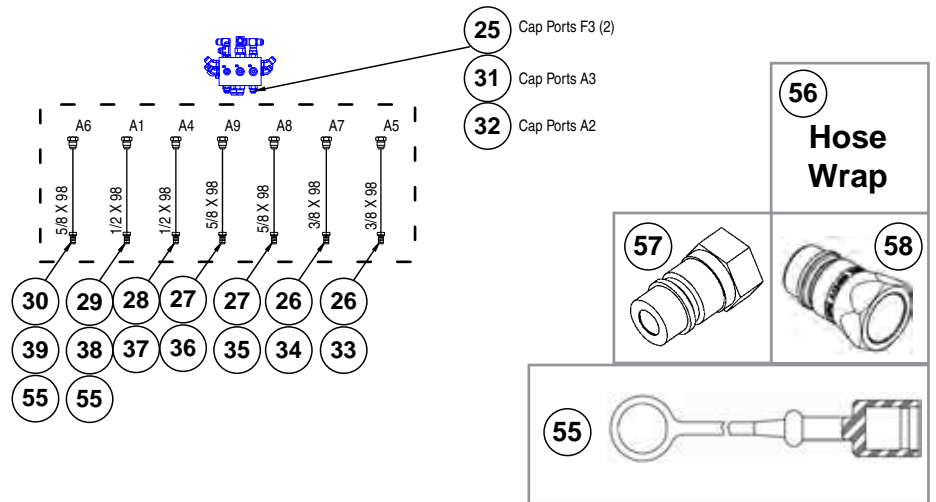
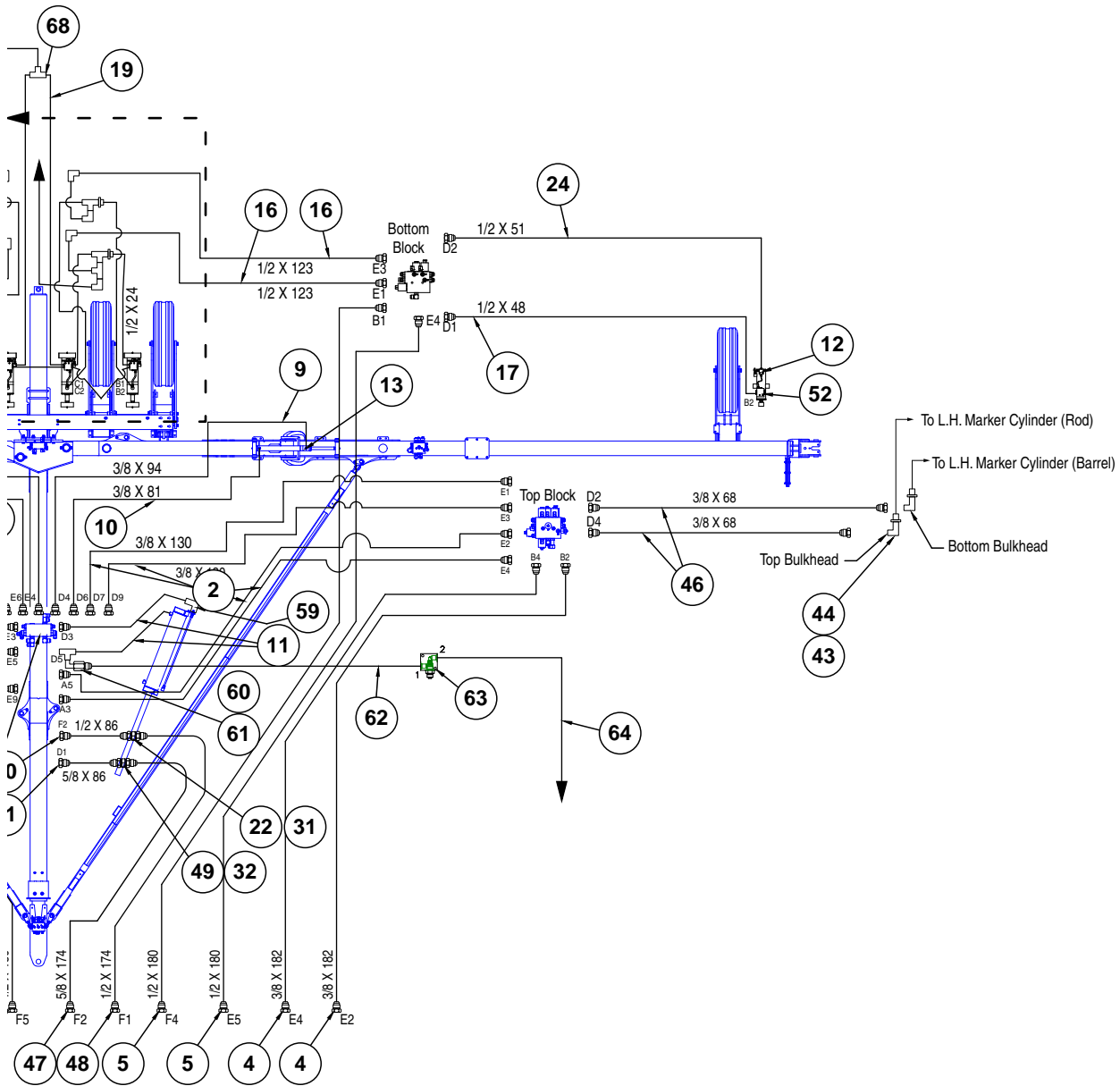
*Specific brand requests will be supplied only as available from current Kinze Repair Parts stock. If a specific brand requested is not in stock, the brand available will be supplied.

(TP1348)



| ITEM | PART NO. | QTY. | DESCRIPTION |
|------|----------|------|---|
| 1 | G11661 | 1 | Hex Head Cap Screw, 7/8"-9 x 2 3/4", Grade 8 (12 Row and 16 Row W/Piston Pump; 24 Row Ground Contact Drive) |
| | G11071 | 1 | Hex Head Cap Screw, 3/4"-10 x 2 1/4" (12 Row and 16 Row Ground Contact Drive) |
| 2 | G11662 | 1 | Hex Head Cap Screw, 7/8"-9 x 2", Grade 8 |
| 3 | GD27200 | 1 | Mud Scraper Arm Mount (12 Row W/Piston Pump) |
| | GD27197 | | Mud Scraper Arm Mount (16 Row W/Piston Pump) |
| | GD27198 | | Mud Scraper Arm Mount (24 Row Ground Contact Drive) |
| | GD27199 | | Mud Scraper Arm Mount (12 Row and 16 Row Ground Contact Drive) |
| 4 | G10111 | 2 | Lock Nut, 1/2"-13 |
| 5 | G11389 | 2 | Flat Washer, 1/2" Plated SAE |
| 6 | GD27201 | 1 | Mud Scraper Bar |
| 7 | G10418 | 2 | Lock Nut, 7/8"-9 |
| 8 | G10636 | 2 | Carriage Bolt, 1/2"-13 x 1 1/2" |

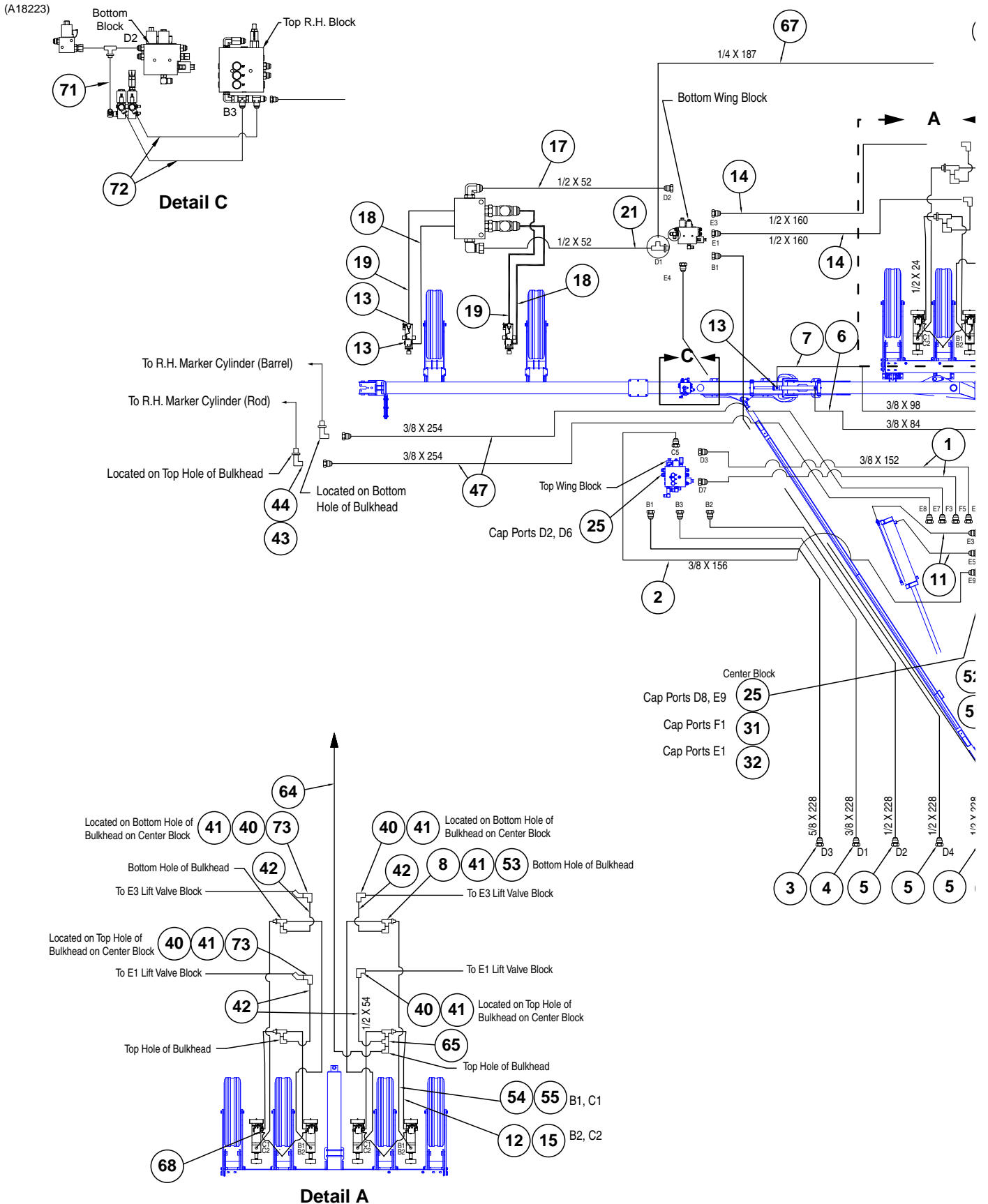


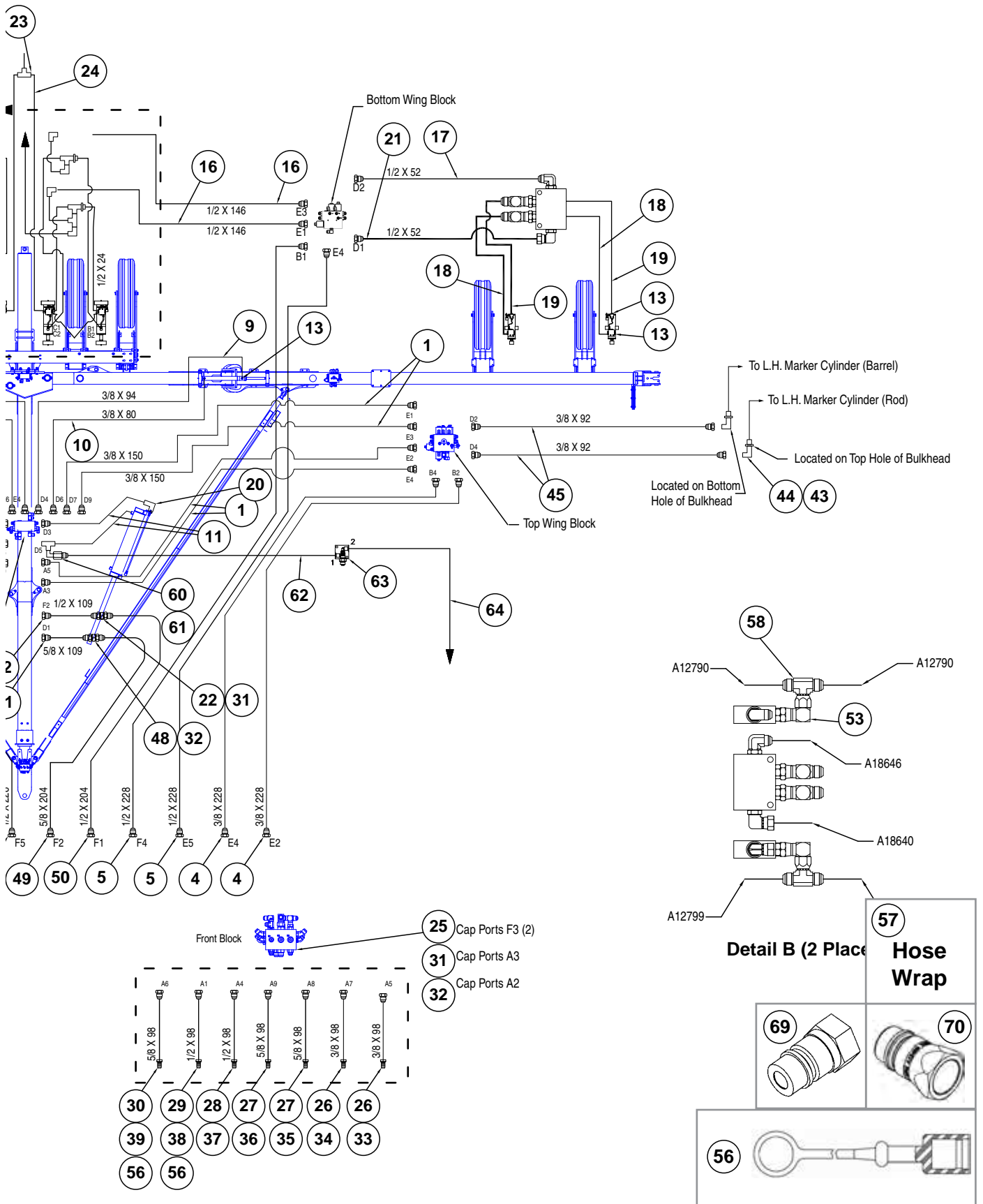


| ITEM | PART NO. | QTY. | DESCRIPTION |
|------|----------------------|--------|--|
| 1 | *A15019 | 3 | Hose Assembly, 3/8" x 128" |
| 2 | *A1041 | 4 | Hose Assembly, 3/8" x 130" |
| 3 | *A11481-180 | 1 | Hose Assembly, 5/8" x 180" (10F-10F) |
| 4 | *A15032-182 | 3 | Hose Assembly, 3/8" x 182" (08F-08F) |
| 5 | *A18629-180 | 5 | Hose Assembly, 1/2" x 180" (10F-10F) |
| 6 | *A3188 | 1 | Hose Assembly, 3/8" x 86" |
| 7 | --- | - | --- |
| 8 | G2704-10 | 4 | Tee, 7/8"-14 JIC |
| 9 | *A3140 | 1 | Hose Assembly, 3/8" x 94" |
| 10 | *A3170 | 1 | Hose Assembly, 3/8" x 81" (Filter to Pump) |
| 11 | *A15020 | 4 | Hose Assembly, 3/8" x 38" (06F-08F) |
| 12 | G6801-LL-08 | 6 | X-Long Elbow W/O-Ring, 90°, 3/4"-16 Male JIC To O-Ring |
| 13 | G6801-08 GR1037 | 4 | Elbow W/O-Ring, 90°, 3/4"-16 Male JIC To O-Ring O-Ring |
| 14 | *A7658 | 2 | Hose Assembly, 1/4" x 58" (06F-06F) |
| 15 | *A18639 | 4 | Hose Assembly, 1/2" x 24" (08F-10F) |
| 16 | *A12795 | 2 | Hose Assembly, 1/2" x 123" |
| 17 | *A18641 | 2 | Hose Assembly, 1/2" x 48" (10F-08M) |
| 18 | 6801-06-08 GR1037 | 6 - | Elbow W/O-Ring, 90°, 9/16"-18 Male JIC To 3/4"-16 O-Ring O-Ring |
| 19 | *A1155 | 2 | Hose Assembly, 1/4" x 48" (06F-06F) |
| 20 | *A12793 | 2 | Hose Assembly, 1/2" x 131" |
| 21 | *A3136 | 1 | Hose Assembly, 3/8" x 100" |
| 22 | G2603-10 | 1 | Tee, 7/8"-14 Male JIC |
| 23 | G6500-10 | 4 | Swivel Elbow, 90°, 7/8"-14 Male JIC To Female |
| 24 | *A12790 | 2 | Hose Assembly, 1/2" x 28" |
| 25 | G304-C-8 | 6 | Cap Nut, 3/4"-16 |
| 26 | *A15026 | 2 | Hose Assembly, 3/8" x 98" |
| 27 | *A11470 | 2 | Hose Assembly, 5/8" x 98" w/Tip |
| 28 | *A12788 | 1 | Hose Assembly, 1/2" x 98" w/Tip |
| 29 | *A12789 | 1 | Hose Assembly, 1/2" x 98" w/Tip |
| 30 | *A11471 | 1 | Hose Assembly, 5/8" x 98" w/Tip (10F-1/2M) |
| 31 | G304-C-10 | 3 | Cap Nut, 7/8"-14 |
| 32 | G304-C-12 | 3 | Cap Nut, 1 1/16"-12 |
| 33 | GD10057-03 | 1 | Hose Identification Sleeve, Blue AA |
| 34 | GD10057-04 | 1 | Hose Identification Sleeve, Blue BB |
| 35 | GD10057-01 | 1 | Hose Identification Sleeve, Red AA |
| 36 | GD10057-02 | 1 | Hose Identification Sleeve, Red BB |
| 37 | GD10057-14 | 1 | Hose Identification Sleeve, Yellow PP |
| 38 | GD10057-19 | 1 | Hose Identification Sleeve, Orange CD |
| 39 | GD10057-15 | 1 | Hose Identification Sleeve, Yellow RR |
| 40 | G2701-10 | 4 | Elbow, 90°, 7/8"-14 Male JIC |
| 41 | G306-10 | 8 | Lock Nut, 7/8"-14 |
| 42 | *A8280 | 4 | Hose Assembly, 1/2" x 54" |
| 43 | G306-08 | 4 | Lock Nut, 3/4"-16 |
| 44 | G2701-08 | 4 | Bulkhead Elbow, 90°, 3/4"-16 Male JIC |
| 45 | *A1030 | 2 | Hose Assembly, 3/8" x 192" |
| 46 | *A3156 | 2 | Hose Assembly, 3/8" x 68" |
| 47 | *A11485-174 | 1 | Hose Assembly, 5/8" x 174" (12F-12F) |

| ITEM | PART NO. | QTY. | DESCRIPTION |
|------|---------------------|------|--|
| 48 | *A18629-174 | 1 | Hose Assembly, 1/2" x 174" (10F-10F) |
| 49 | G2603-12 | 1 | Tee, 1 1/16" -12 JIC |
| 50 | *A18635 | 1 | Hose Assembly, 1/2" x 86" (10F-10F) |
| 51 | *A11483 | 1 | Hose Assembly, 5/8" x 86" (12F-12F) |
| 52 | G6809-08 | 2 | 90° Adjustable Elbow W/O-Ring, 3/4"-16 F JIC x 3/4"-16 |
| 53 | *A18652 | 4 | Hose Assembly, 1/2" x 30" (8M-10F) |
| 54 | G6402-08 | 4 | Adaptor, 3/4"-16 Female JIC, 3/4"-16 JIC |
| 55 | GD25522 | 2 | Hydraulic Tip Cover |
| 56 | GD19383-03 | 2 | Hose Wrap, 60" |
| 57 | GD4086 | - | ISO Coupler |
| 58 | GA15499 | - | Special Pioneer Coupler, Zero Pressure Return |
| 59 | G6500-06 | 1 | Swivel Elbow, 90°, 9/16"-18 Male JIC To Female |
| 60 | G6500-08 | 1 | Swivel Elbow, 90°, 3/4"-16 Male JIC To Female |
| 61 | GA19432 | 1 | Inline Check Valve |
| 62 | *A15013 | 1 | Hose Assembly, 3/8" x 32" |
| 63 | GA19444 | 1 | Interlock Valve |
| 64 | *A15044 | 1 | Hose Assembly, 3/8" x 36" (10F-08F) |
| 65 | G6602-10 | 1 | Swivel Tee, 7/8"-14 JIC |
| 66 | G6600-10 | 4 | Swivel Tee, 7/8"-14 JIC |
| 67 | *A1110 | 1 | Hose Assembly, 1/4" x 150" (06F-06F) |
| 68 | G2703-06 G306-06 | 1 | Bulkhead Tee, 9/16"-18 Male JIC Lock Nut, 9/16"-18 |
| 69 | *A15045 | 2 | Hose Assembly, 3/8" x 14 (08F-10F) |
| 70 | *A15048 | 1 | Swivel Elbow, 90°, 3/4"-16 Male JIC To Female |
| 71 | G6502-10 | 2 | Swivel Elbow, 45°, 7/8"-14 Male JIC To Female |

* Hydraulic hose is not stocked by Kinze Repair Parts, but can be made available on a special order basis. Call for quote.



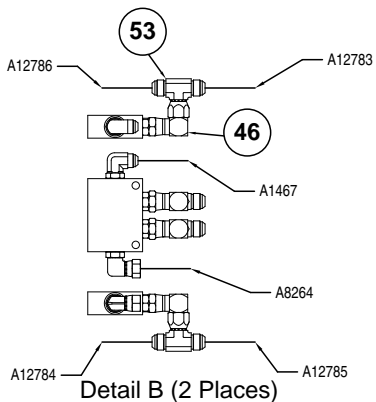
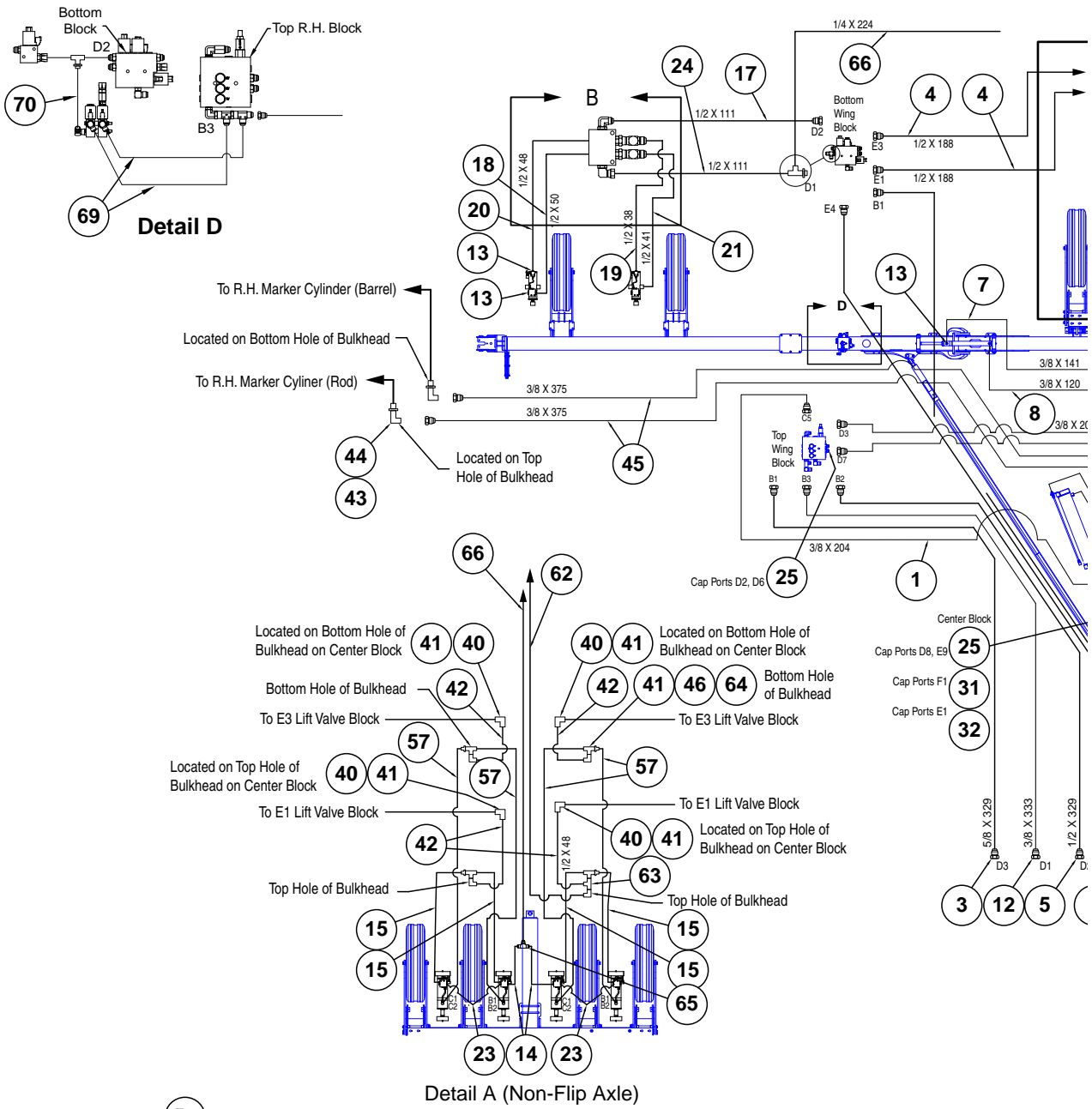


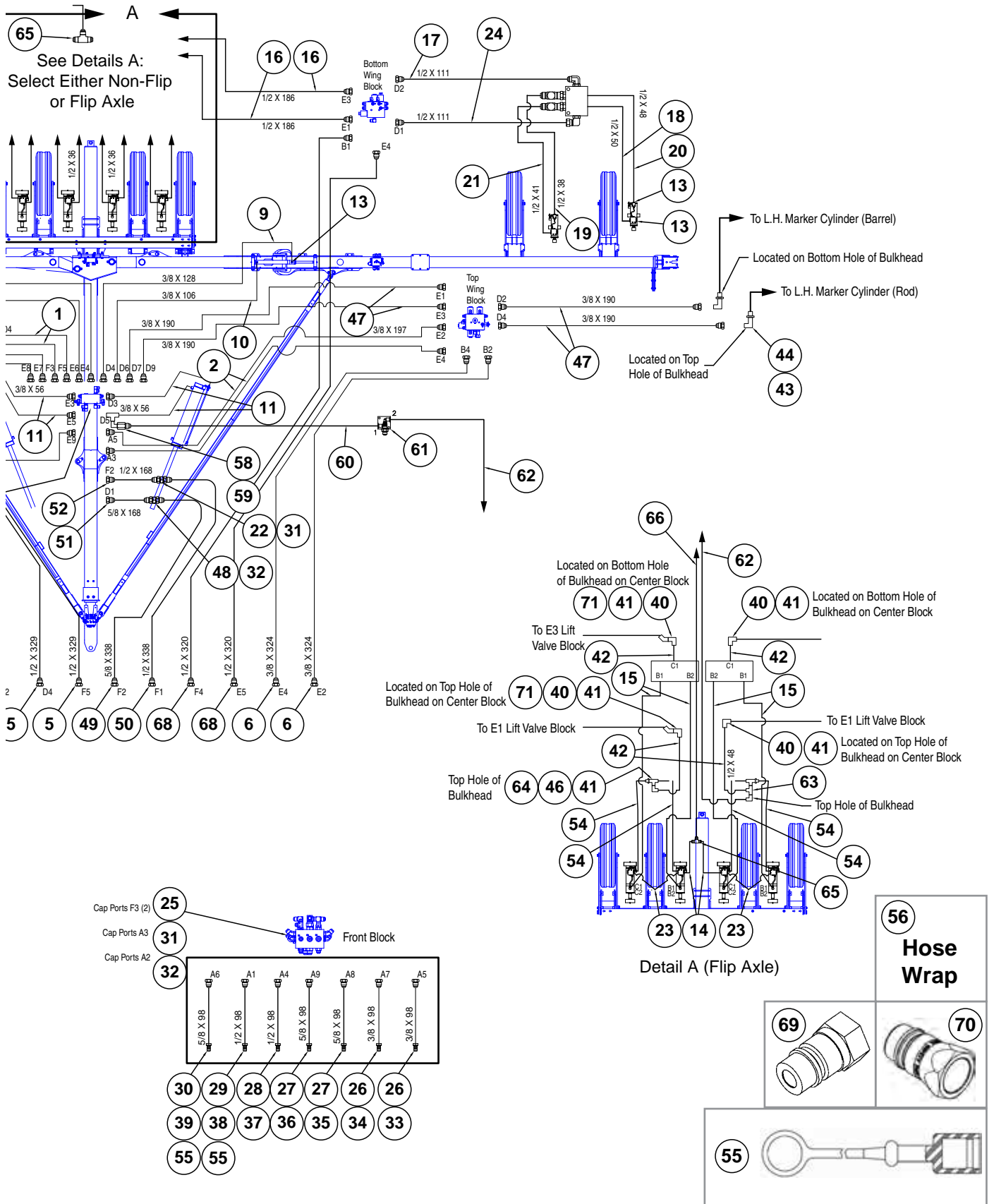
| ITEM | PART NO. | QTY. | DESCRIPTION |
|------|---------------------|--------|---|
| 1 | *A1026 | 6 | Hose Assembly, 3/8" x 152" |
| 2 | *A3114 | 1 | Hose Assembly, 3/8" x 156" |
| 3 | *A11481-228 | 1 | Hose Assembly, 5/8" x 228" (10F-10F) |
| 4 | *A15032-228 | 3 | Hose Assembly, 3/8" x 228" (08F-08F) |
| 5 | *A18629-228 | 5 | Hose Assembly, 1/2" x 228" (10F-10F) |
| 6 | *A3113 | 1 | Hose Assembly, 3/8" x 84" |
| 7 | *A15039 | 1 | Hose Assembly, 3/8" x 98" (08F-08F) |
| 8 | G2704-10 | 4 | Tee, 7/8"-14 JIC |
| 9 | *A3140 | 1 | Hose Assembly, 3/8" x 94" |
| 10 | *A3118 | 1 | Hose Assembly, 3/8" x 80" |
| 11 | *A15020 | 4 | Hose Assembly, 3/8" x 38" |
| 12 | G6801-LL-08 | 4 | X-Long Elbow W/O-Ring, 90°, 3/4"-16 Male JIC To O-Ring |
| 13 | G6801-08 GR1037 | 8 - | Elbow W/O-Ring, 90°, 3/4"-16 Male JIC To O-Ring O-Ring |
| 14 | *A18638 | 2 | Hose Assembly, 1/2" x 160" (10F-10F) |
| 15 | *A18639 | 4 | Hose Assembly, 1/2" x 24" (08F-10F) |
| 16 | *A12792 | 2 | Hose Assembly, 1/2" x 146" |
| 17 | *A18646 | 2 | Hose Assembly, 1/2" x 52" (10F-10F) |
| 18 | *A12799 | 4 | Hose Assembly, 1/2" x 31" |
| 19 | *A12790 | 4 | Hose Assembly, 1/2" x 28" |
| 20 | G6500-06 | 1 | Swivel Elbow, 90°, 9/16"-18 Male JIC To Female |
| 21 | *A18640 | 2 | Hose Assembly, 1/2" x 52" (10F-10M) |
| 22 | G2603-10 | 1 | Tee, 7/8"-14 Male JIC |
| 23 | G2703-06 G306-06 | 1 - | Bulkhead Tee, 9/16"-18 Male JIC Lock Nut, 9/16"-18 |
| 24 | *A1155 | 2 | Hose Assembly, 1/4" x 48" (06F-06F) |
| 25 | G304-C-8 | 6 | Cap Nut, 3/4"-16 |
| 26 | *A15026 | 2 | Hose Assembly, 3/8" x 98" |
| 27 | *A11470 | 2 | Hose Assembly, 5/8" x 98" w/Tip |
| 28 | *A12788 | 1 | Hose Assembly, 1/2" x 98" w/Tip |
| 29 | *A12789 | 1 | Hose Assembly, 1/2" x 98" w/Tip |
| 30 | *A11471 | 1 | Hose Assembly, 5/8" x 98" w/Tip |
| 31 | G304-C-10 | 3 | Cap Nut, 7/8"-14 |
| 32 | G304-C-12 | 3 | Cap Nut, 1 1/16"-12 |
| 33 | GD10057-03 | 1 | Hose Identification Sleeve, Blue AA |
| 34 | GD10057-04 | 1 | Hose Identification Sleeve, Blue BB |
| 35 | GD10057-01 | 1 | Hose Identification Sleeve, Red AA |
| 36 | GD10057-02 | 1 | Hose Identification Sleeve, Red BB |
| 37 | GD10057-14 | 1 | Hose Identification Sleeve, Yellow PP |
| 38 | GD10057-19 | 1 | Hose Identification Sleeve, Orange CD |
| 39 | GD10057-15 | 1 | Hose Identification Sleeve, Yellow RR |
| 40 | G2701-10 | 4 | Elbow, 90°, 7/8"-14 Male JIC |
| 41 | G306-10 | 8 | Lock Nut, 7/8"-14 |
| 42 | *A8280 | 4 | Hose Assembly, 1/2" x 54" |
| 43 | G306-08 | 4 | Lock Nut, 3/4"-16 |
| 44 | G2701-08 | 4 | Bulkhead Elbow, 90°, 3/4"-16 Male JIC |
| 45 | *A12033 | 2 | Hose Assembly, 3/8" x 92" |
| 46 | --- | - | --- |
| 47 | *A3139 | 2 | Hose Assembly, 3/8" x 254" |

| ITEM | PART NO. | QTY. | DESCRIPTION |
|------|-----------------------|--------|--|
| 48 | G2603-12 | 1 | Tee, 1 $\frac{1}{16}$ "-12 JIC |
| 49 | *A11485-204 | 1 | Hose Assembly, $\frac{5}{8}$ " x 204" (12F-12F) |
| 50 | *A18629-204 | 1 | Hose Assembly, $\frac{1}{2}$ " x 204" (10F-10F) |
| 51 | *A11486 | 1 | Hose Assembly, $\frac{5}{8}$ " x 109" (12F-12F) |
| 52 | *A18636 | 1 | Hose Assembly, $\frac{1}{2}$ " x 109" (10F-10F) |
| 53 | G6500-10 | 8 | Swivel Elbow, 90°, $\frac{7}{8}$ "-14 Male JIC To Female |
| 54 | *A18652 | 4 | Hose Assembly, $\frac{1}{2}$ " x 30" (8M-10F) |
| 55 | G6402-08 | 4 | Adaptor, $\frac{3}{4}$ "-16 Female JIC, $\frac{3}{4}$ "-16 JIC |
| 56 | GD25522 | 2 | Hydraulic Tip Cover |
| 57 | GD19383-03 | 2 | Hose Wrap, 60" |
| 58 | G6600-10 | 4 | Swivel Tee, $\frac{7}{8}$ "-14 JIC |
| 59 | *A7658 | 2 | Hose Assembly, $\frac{1}{4}$ " x 58" (06F-06F) |
| 60 | G6500-08 | 1 | Swivel Elbow, 90°, $\frac{3}{4}$ "-16 Male JIC To Female |
| 61 | GA19432 | 1 | Inline Check Valve |
| 62 | *A15013 | 1 | Hose Assembly, $\frac{3}{8}$ " x 32" |
| 63 | GA19444 | 1 | Interlock Valve |
| 64 | *A15044 | 1 | Hose Assembly, $\frac{3}{8}$ " x 36" (10F-08F) |
| 65 | G6602-10 | 1 | Swivel Tee, $\frac{7}{8}$ "-14 JIC |
| 66 | --- | - | --- |
| 67 | *A7607 | 1 | Hose Assembly, $\frac{1}{4}$ " x 187" |
| 68 | G6801-06-08 GR1037 | 6 - | Elbow W/O-Ring, 90°, $\frac{9}{16}$ "-18 Male JIC To $\frac{3}{4}$ "-16 O-Ring O-Ring |
| 69 | GD4086 | - | ISO Coupler |
| 70 | GA15499 | - | Special Pioneer Coupler, Zero Pressure Return |
| 71 | *A15048 | 1 | Hose Assembly, $\frac{3}{8}$ " x 14" (08F-10F) |
| 72 | *A15045 | 2 | Hose Assembly, $\frac{3}{8}$ " x 14" (08F-08F) |
| 73 | G6502-10 | 2 | Swivel Elbow, 45°, $\frac{7}{8}$ "-14 Male JIC To Female |

* Hydraulic hose is not stocked by Kinze Repair Parts, but can be made available on a special order basis. Call for quote.

(A18224)



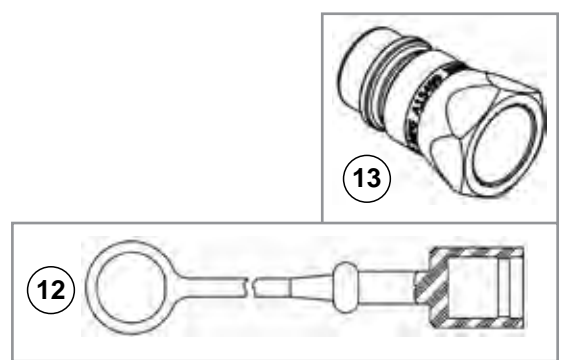
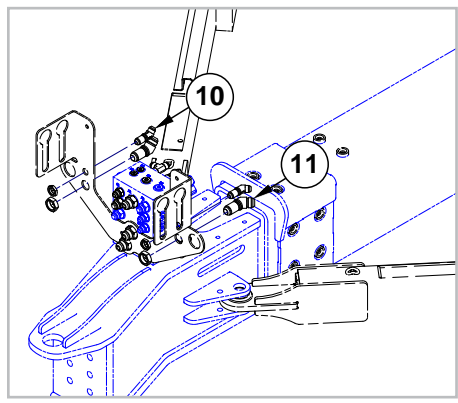
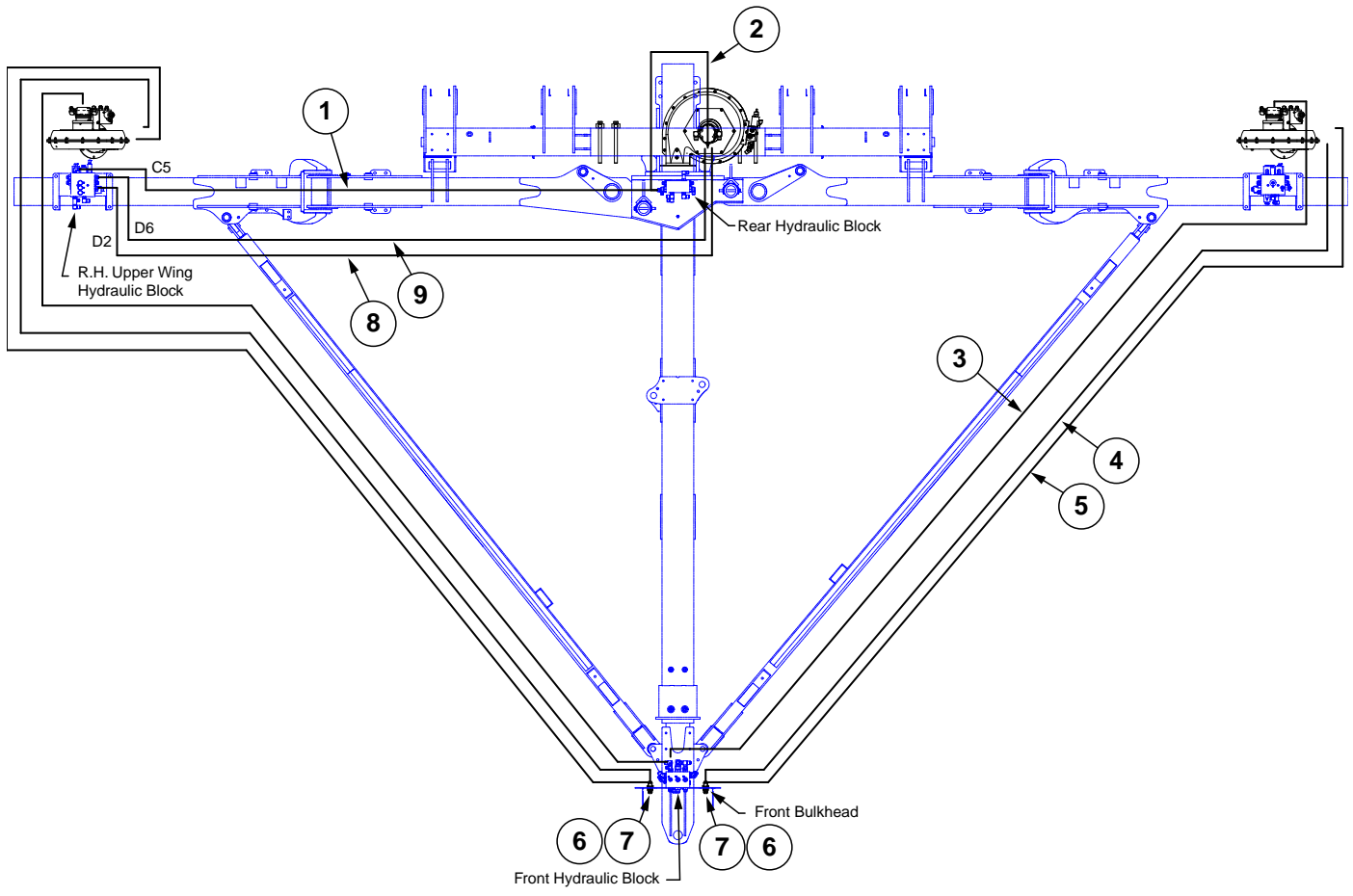


| ITEM | PART NO. | QTY. | DESCRIPTION |
|------|--------------------|---------|---|
| 1 | *A1054 | 3 | Hose Assembly, 3/8" x 204" |
| 2 | *A15025 | 2 | Hose Assembly, 3/8" x 197" |
| 3 | *A11481-329 | 1 | Hose Assembly, 5/8" x 329" (10F-10F) |
| 4 | *A8282 | 2 | Hose Assembly, 1/2" x 190" |
| 5 | A18629-329 | 3 | Hose Assembly, 1/2" x 329" (10F-10F) |
| 6 | A15032-324 | 2 | Hose Assembly, 3/8" x 324" (08F-08F) |
| 7 | *A12063 | 1 | Hose Assembly, 3/8" x 141" |
| 8 | *A1010 | 1 | Hose Assembly, 3/8" x 120" |
| 9 | *A15019 | 1 | Hose Assembly, 3/8" x 128" |
| 10 | *A12057 | 1 | Hose Assembly, 3/8" x 106" |
| 11 | *A15034 | 4 | Hose Assembly, 3/8" x 56" (06F-08F) |
| 12 | *A15032-333 | 1 | Hose Assembly, 3/8" x 333" (08F-08F) |
| 13 | G6801-08 GR1037 | 12 - | Elbow W/O-Ring, 90°, 3/4"-16 Male JIC To O-Ring O-Ring |
| 14 | *A1140 | 2 | Hose Assembly, 1/4" x 52" (06F-06F) |
| 15 | *A12782 | 4 | Hose Assembly, 1/2" x 36" |
| 16 | *A12778 | 2 | Hose Assembly, 1/2" x 186" |
| 17 | *A1467 | 2 | Hose Assembly, 1/2" x 120" |
| 18 | *A12786 | 2 | Hose Assembly, 1/2" x 50" |
| 19 | *A12785 | 2 | Hose Assembly, 1/2" x 38" |
| 20 | *A12784 | 2 | Hose Assembly, 1/2" x 48" |
| 21 | *A12783 | 2 | Hose Assembly, 1/2" x 41" |
| 22 | G2603-10 | 1 | Tee, 7/8"-14 Male JIC |
| 23 | *A7668 | 2 | Hose Assembly, 1/4" x 76" (06F-06F) |
| 24 | *A8264 | 2 | Hose Assembly, 1/2" x 120" (10M -10F) |
| 25 | G304-C-8 | 6 | Cap Nut, 3/4"-16 |
| 26 | *A15026 | 2 | Hose Assembly, 3/8" x 98" |
| 27 | *A11470 | 2 | Hose Assembly, 5/8" x 98" w/Tip |
| 28 | *A12788 | 1 | Hose Assembly, 1/2" x 98" w/Tip |
| 29 | *A12789 | 1 | Hose Assembly, 1/2" x 98" w/Tip |
| 30 | *A11471 | 1 | Hose Assembly, 5/8" x 98" w/Tip |
| 31 | G304-C-10 | 3 | Cap Nut, 7/8"-14 |
| 32 | G304-C-12 | 3 | Cap Nut, 1 1/16"-12 |
| 33 | GD10057-03 | 1 | Hose Identification Sleeve, Blue AA |
| 34 | GD10057-04 | 1 | Hose Identification Sleeve, Blue BB |
| 35 | GD10057-01 | 1 | Hose Identification Sleeve, Red AA |
| 36 | GD10057-02 | 1 | Hose Identification Sleeve, Red BB |
| 37 | GD10057-14 | 1 | Hose Identification Sleeve, Yellow PP |
| 38 | GD10057-19 | 1 | Hose Identification Sleeve, Orange CD |
| 39 | GD10057-15 | 1 | Hose Identification Sleeve, Yellow RR |
| 40 | G2701-10 | 4 | Elbow, 90°, 7/8"-14 Male JIC |
| 41 | G306-08 | 6 | Lock Nut, 3/4"-16 |
| 42 | *A1420 | 4 | Hose Assembly, 1/2" x 48" |
| 43 | G306-08 | 4 | Lock Nut, 3/4"-16 |
| 44 | G2701-08 | 4 | Bulkhead Elbow, 90°, 3/4"-16 Male JIC |
| 45 | *A15033 | 2 | Hose Assembly, 3/8" x 375" (08F-08F) |
| 46 | G6500-10 | 6 | Swivel Elbow, 90°, 7/8"-14 Male JIC To Female |
| 47 | *A1029 | 4 | Hose Assembly, 3/8" x 190" |
| 48 | G2603-12 | 1 | Tee, 1 1/16" -12 JIC |

| ITEM | PART NO. | QTY. | DESCRIPTION |
|------|---------------------|------|---|
| 49 | *A11485-338 | 1 | Hose Assembly, 5/8" x 338" (12F-12F) |
| 50 | *A18629-338 | 1 | Hose Assembly, 1/2" x 338" (10F-10F) |
| 51 | *A11484 | 1 | Hose Assembly, 5/8" x 168" (12F-12F) |
| 52 | *A8248 | 1 | Hose Assembly, 1/2" x 168" |
| 53 | G6600-10 | 4 | Swivel Tee, 7/8"-14 JIC |
| 54 | *A12759 | 4 | Hose Assembly, 1/2" x 36" |
| 55 | GD25522 | 2 | Hydraulic Tip Cover |
| 56 | GD19383-03 | 2 | Hose Wrap, 60" |
| 57 | *A12784 | 4 | Hose Assembly, 1/2" x 48" (08F-10F) |
| 58 | G6500-08 | 1 | Swivel Elbow, 90°, 3/4"-16 Male JIC To Female |
| 59 | GA19432 | 1 | Inline Check Valve |
| 60 | *A1044 | 1 | Hose Assembly, 3/8" x 34" |
| 61 | GA19444 | 1 | Interlock Valve |
| 62 | *A15042 | 1 | Hose Assembly, 3/8" x 38" |
| 63 | G6602-10 | 1 | Swivel Tee, 7/8"-14 JIC |
| 64 | G2704-10 | 4 | Tee, 7/8"-14 JIC |
| 65 | G2703-06 G306-06 | 1 | Bulkhead Tee, 9/16"-18 Male JIC Lock Nut, 9/16"-18 |
| 66 | *A7652 | 1 | Hose Assembly, 1/4" x 224" |
| 67 | --- | - | --- |
| 68 | *A18629-320 | 2 | Hose Assembly, 1/2" x 320" (10F-10F) |
| 69 | GD4086 | - | ISO Coupler |
| 70 | GA15499 | - | Special Pioneer Coupler, Zero Pressure Return |
| 71 | G6502-10 | 2 | Swivel Elbow, 45°, 7/8"-14 Male JIC To Female |

* Hydraulic hose is not stocked by Kinze Repair Parts, but can be made available on a special order basis. Call for quote.

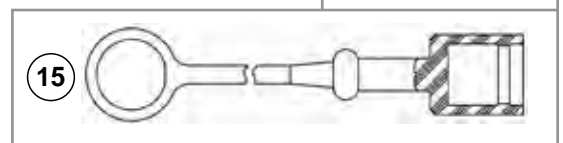
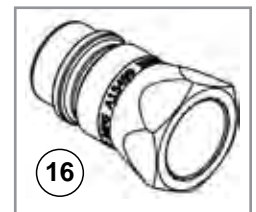
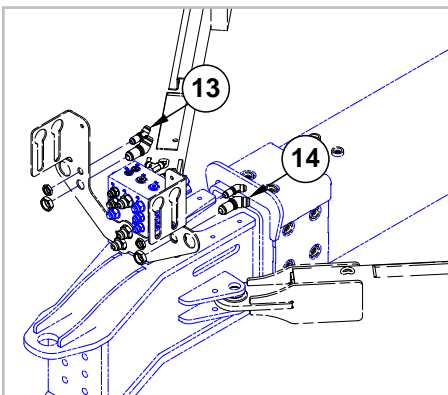
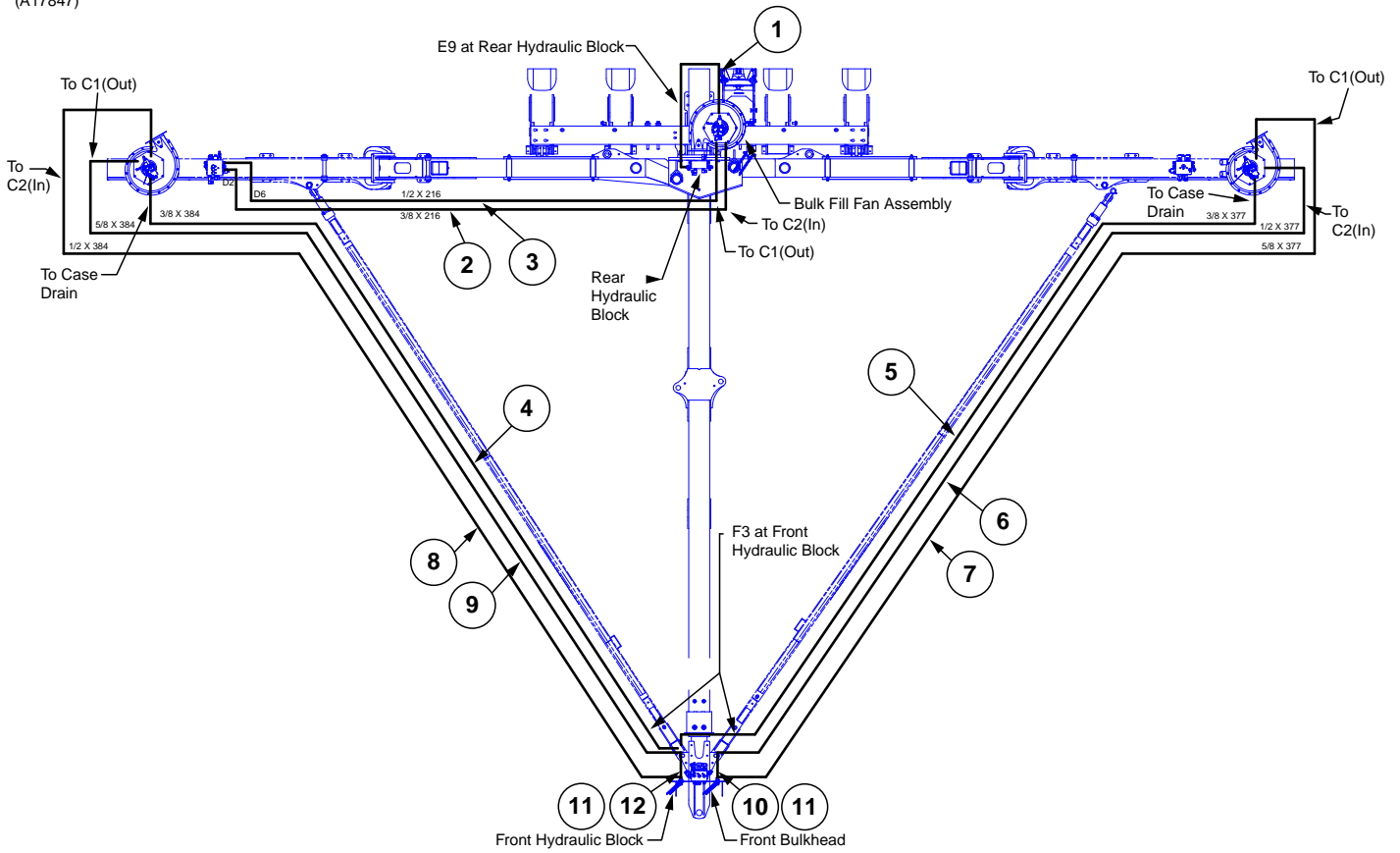
(A17840)



| ITEM | PART NO. | QTY. | DESCRIPTION |
|------|-------------|------|--|
| 1 | *A3199 | - | Hose Assembly, 3/8" x 132", 12 Row |
| 2 | *A15020 | - | Hose Assembly, 3/8" x 38" |
| 3 | *A15035-218 | - | Hose Assembly, 3/8" x 218" (06F-08F), 12 Row |
| | *A15035-252 | - | Hose Assembly, 3/8" x 252" (06F-08F), 16 Row |
| 4 | *A18630-224 | - | Hose Assembly, 1/2" x 224" (08F-08F), 12 Row |
| | *A18630-258 | - | Hose Assembly, 1/2" x 258" (08F-08F), 16 Row |
| 5 | *A11482-224 | - | Hose Assembly, 5/8" x 224" (10F-12F), 12 Row |
| | *A11482-258 | - | Hose Assembly, 5/8" x 258" (10F-12F), 16 Row |
| 6 | *A12787 | - | Hose Assembly, 1/2" x 98" w/Tip |
| | GD4086 | - | ISO Coupler |
| 7 | *A11469 | - | Hose Assembly, 5/8" x 98" w/Tip |
| 8 | *A1090 | - | Hose Assembly, 3/8" x 162", 12 Row |
| | *A1027 | - | Hose Assembly, 3/8" x 182", 16 Row |
| 9 | *A18625 | - | Hose Assembly, 1/2" x 162" (08F-10F), 12 Row |
| | *A18627 | - | Hose Assembly, 1/2" x 180" (08F-10F), 16 Row |
| 10 | G2702-08 | 2 | 45° Bulkhead Tube Union, 3/4"-16 Male JIC |
| | G306-08 | 2 | Lock Nut, 3/4"-16 |
| 11 | G2702-12 | 2 | 45° Bulkhead Tube Union, 1 1/16"-12 Male JIC |
| | G306-12 | 2 | Lock Nut, 1 1/16"-12 |
| 12 | GD25522 | - | Hydraulic Tip Cover |
| 13 | GA15499 | - | Coupler (Used W/Item No. 7) |

* Hydraulic hose is not stocked by Kinze Repair Parts, but can be made available on a special order basis. Call for quote.

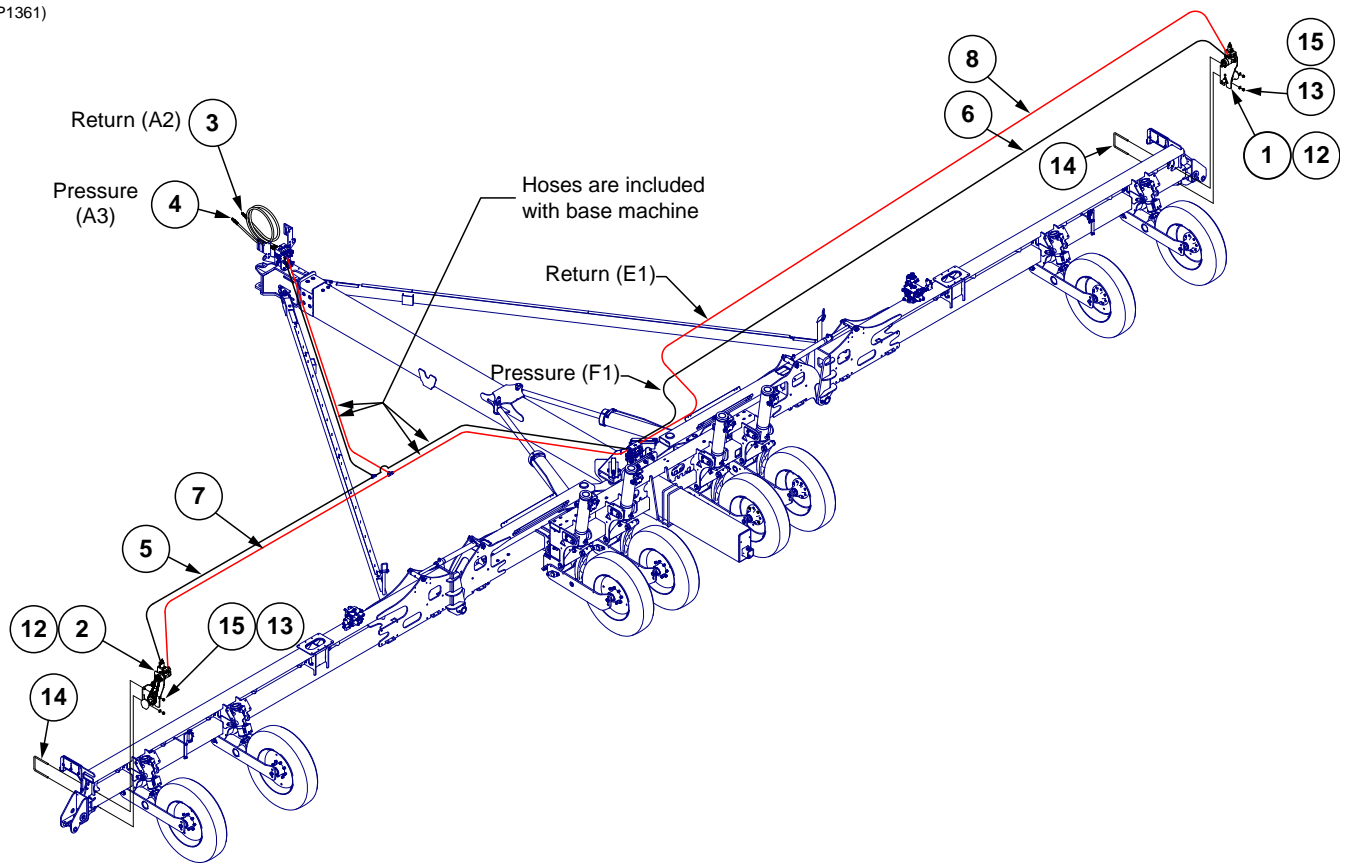
(A17847)



| ITEM | PART NO. | QTY. | DESCRIPTION |
|------|---------------------|--------|--|
| 1 | *A15020 | 1 | Hose Assembly, 3/8" x 38" |
| 2 | *A1057 | 1 | Hose Assembly, 3/8" x 216" |
| 3 | *A12742 | 1 | Hose Assembly, 1/2" x 216" |
| 4 | *A15035-368 | 1 | Hose Assembly, 3/8" x 368" (06F-08F) |
| 5 | *A15035-361 | 1 | Hose Assembly, 3/8" x 361" (06F-08F) |
| 6 | *A18630-361 | 1 | Hose Assembly, 1/2" x 361" (10F-12F) |
| 7 | *A11482-361 | 1 | Hose Assembly, 5/8" x 361" (10F-12F) |
| 8 | *A18630-368 | 1 | Hose Assembly, 1/2" x 368" (08F-08F) |
| 9 | *A11482-368 | 1 | Hose Assembly, 5/8" x 368" (10F-12F) |
| 10 | *A11469 GA15499 | 2 | Hose Assembly, 5/8" x 98" w/Tip Coupler |
| 11 | *A12787 GD4086 | 2 | Hose Assembly, 1/2" x 98" w/Tip ISO Coupler |
| 12 | *A18116 | 2 | Hose Support |
| 13 | G2702-08 G306-08 | 2 2 | 45° Bulkhead Tube Union, 3/4"-16 Male JIC Lock Nut, 3/4"-16 |
| 14 | G2702-12 G306-12 | 2 2 | 45° Bulkhead Tube Union, 1 1/16"-12 Male JIC Lock Nut, 1 1/16"-12 |
| 15 | GD25522 | - | Hydraulic Tip Cover |
| 16 | GA15499 | - | Coupler (Used W/Item No. 6) |

* Hydraulic hose is not stocked by Kinze Repair Parts, but can be made available on a special order basis. Call for quote.

(TP1361)

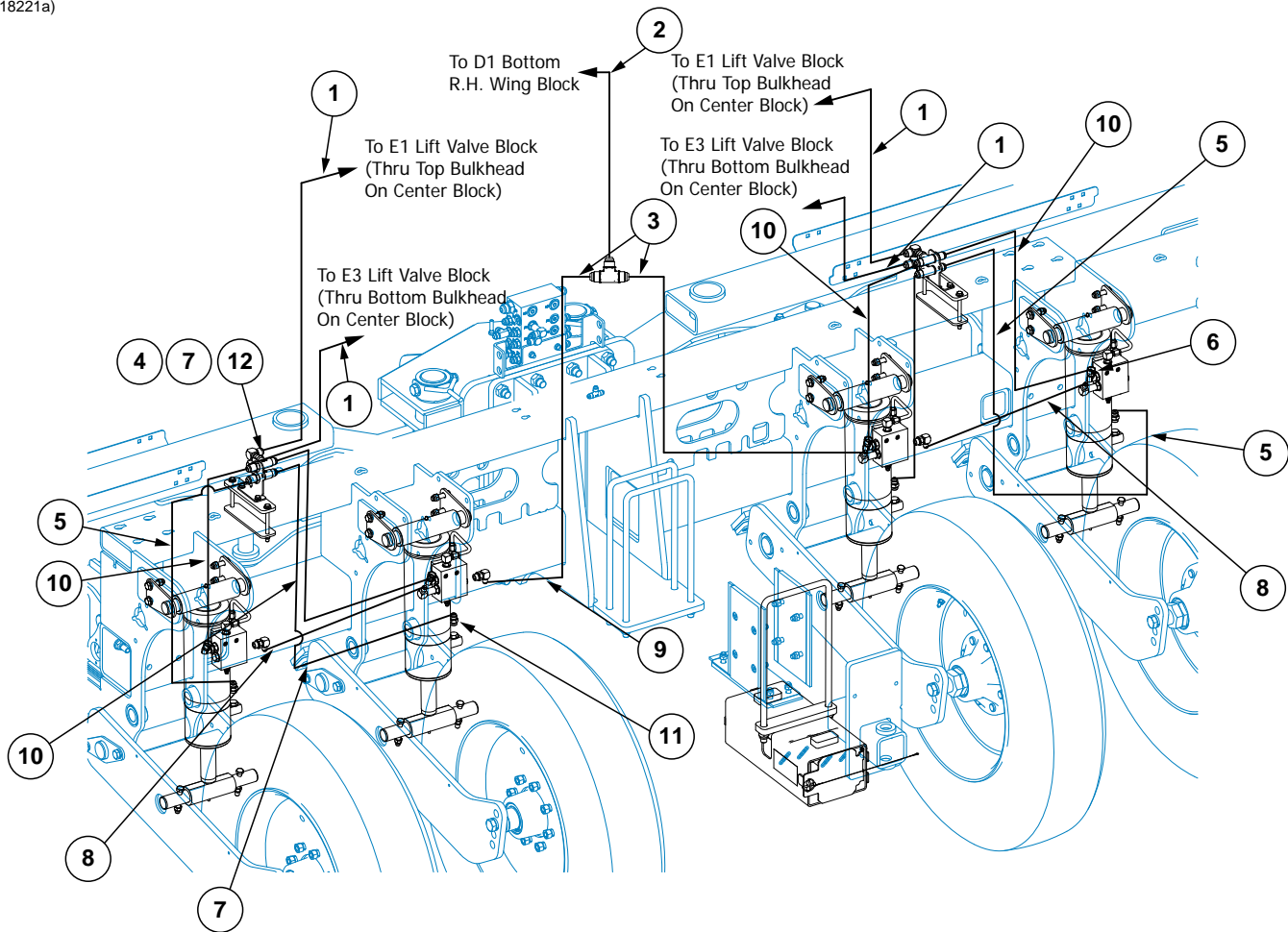


| ITEM | PART NO. | QTY. | DESCRIPTION |
|------|----------|------|---|
| 1 | --- | 1 | See "Hydraulic Drive Assembly" on page P125 |
| 2 | --- | 1 | See "Hydraulic Drive Assembly" on page P125 |
| 3 | *A11470 | 1 | Hose Assembly, 5/8" x 98" w/Tip |
| 4 | *A12788 | 1 | Hose Assembly, 1/2" x 98" w/Tip |
| 5 | *A15024 | 1 | Hose Assembly, 3/8" x 216" (08F-10F) |
| 6 | *A15051 | 1 | Hose Assembly, 3/8" x 377" (10F-08F) |
| 7 | *A18656 | 1 | Hose Assembly, 1/2" x 217" (12F-10F) |
| 8 | *A18657 | 1 | Hose Assembly, 1/2" x 377" (12F-10F) |
| 9 | GA12812 | 1 | Hall Effect Adapter |
| 10 | GA15884 | 1 | Rate Control Cable |
| 11 | GA16343 | 1 | Jump Start Cable |
| 12 | GA19220 | 2 | Seed Rate Cable, R.H. |
| 13 | G11391 | 4 | Flat Washer, 5/8" SAE |
| 14 | GD1114 | 2 | U-Bolt, 7" x 7" x 5/8"-11 |
| 15 | G10107 | 4 | Lock Nut, 5/8"-11 |

* Hydraulic hose is not stocked by Kinze Repair Parts, but can be made available on a special order basis. Call for quote.

This page left blank intentionally.

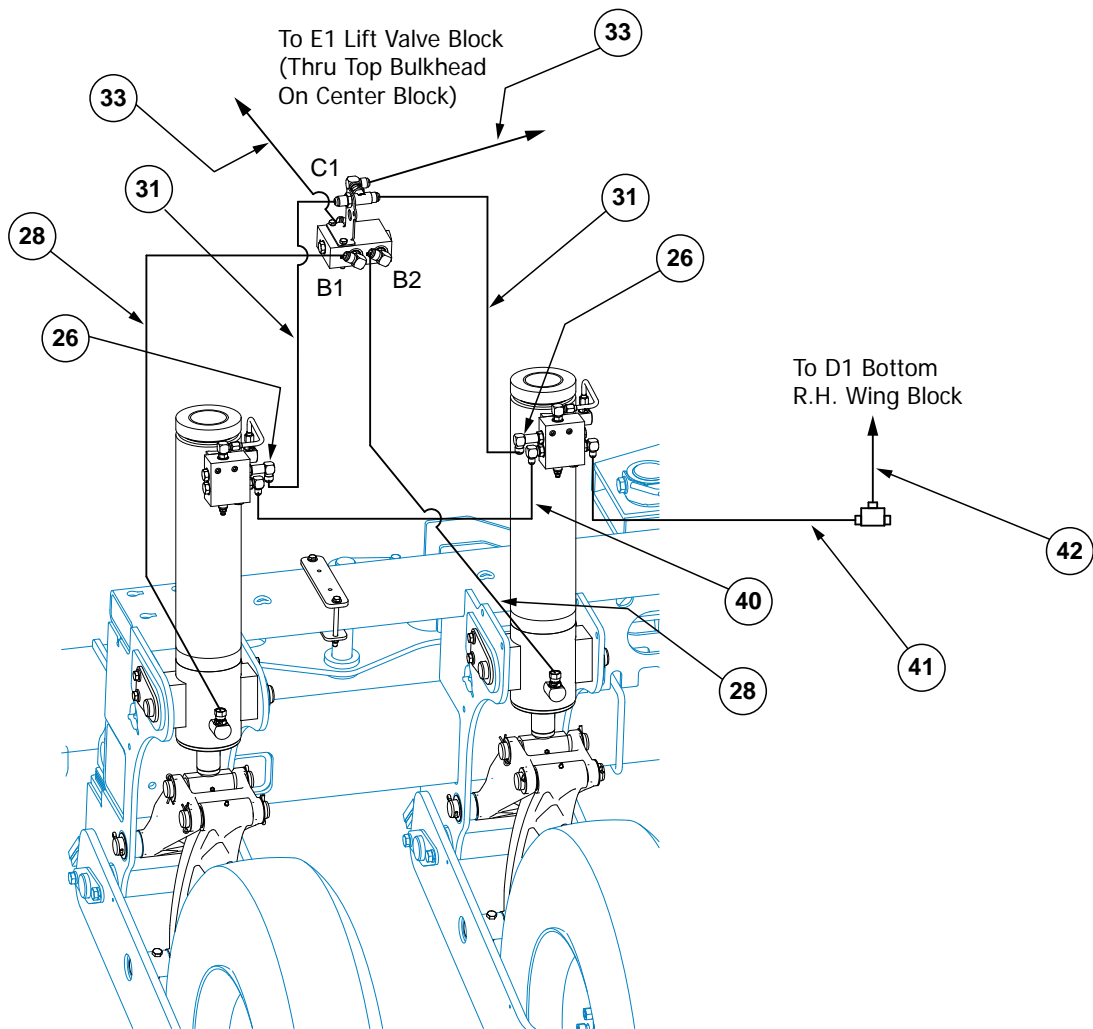
(A18221a)



| ITEM | PART NO. | QTY. | DESCRIPTION |
|------|-------------|------|--|
| 1 | *A1420 | 4 | Hose Assembly, 1/2" x 48" |
| 2 | *A7652 | 1 | Hose Assembly, 1/4" x 224" |
| 3 | *A1140 | 2 | Hose Assembly, 1/4" x 52" (06F-06F) |
| 4 | G306-10 | 4 | Lock Nut, 7/8"-14 |
| 5 | *A12784 | 4 | Hose Assembly, 1/2" x 48" (08F-10F) |
| 6 | G6809-08 | 4 | 90° Adjustable Elbow W/O-Ring, 3/4"-16 F JIC x 3/4"-16 |
| 7 | G6500-10 | 4 | Swivel Elbow, 90°, 7/8"-14 Male JIC To Female |
| 8 | *A7668 | 2 | Hose Assembly, 1/4" x 76" (06F-06F) |
| 9 | G6801-06-08 | 3 | Elbow W/O-Ring, 90°, 9/16"-18 Male JIC To 3/4"-16 O-Ring |
| 10 | *A12782 | 4 | Hose Assembly, 1/2" x 36" |
| 11 | G6400-08 | 4 | Connector W/O-Ring, 3/4"-16 Male JIC To O-Ring |
| 12 | G2704-10 | 4 | Tee, 7/8"-14 JIC |

* Hydraulic hose is not stocked by Kinze Repair Parts, but can be made available on a special order basis. Call for quote.

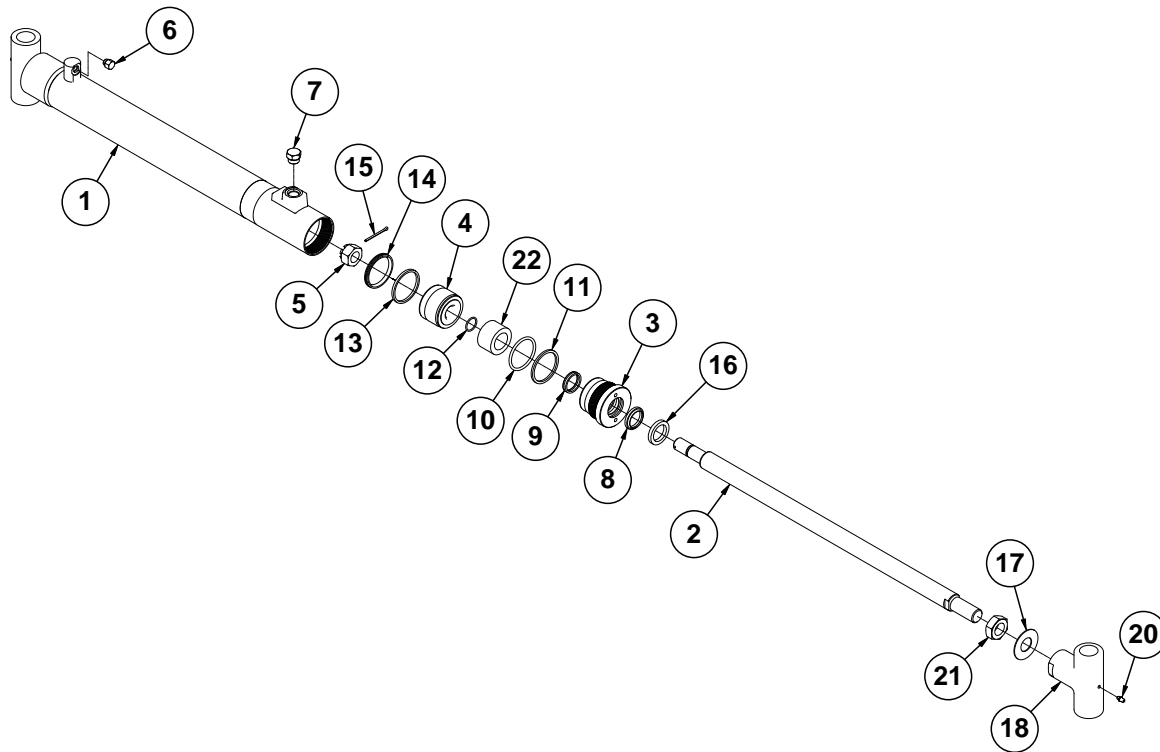
(A17688b)



| ITEM | PART NO. | QTY. | DESCRIPTION |
|------|-------------|------|--|
| 1 | *A1420 | - | Hose Assembly, 1/2" x 48" |
| 2 | *A12759 | - | Hose Assembly, 1/2" x 36" |
| 3 | G6801-LL-08 | - | X-Long Elbow W/O-Ring, 90°, 3/4"-16 Male JIC To O-Ring |
| 4 | *A7668 | - | Hose Assembly, 1/4" x 76" (06F-06F) |
| 5 | *A1140 | - | Hose Assembly, 1/4" x 52" (06F-06F) |
| 6 | *A7652 | - | Hose Assembly, 1/4" x 224" |

* Hydraulic hose is not stocked by Kinze Repair Parts, but can be made available on a special order basis. Call for quote.

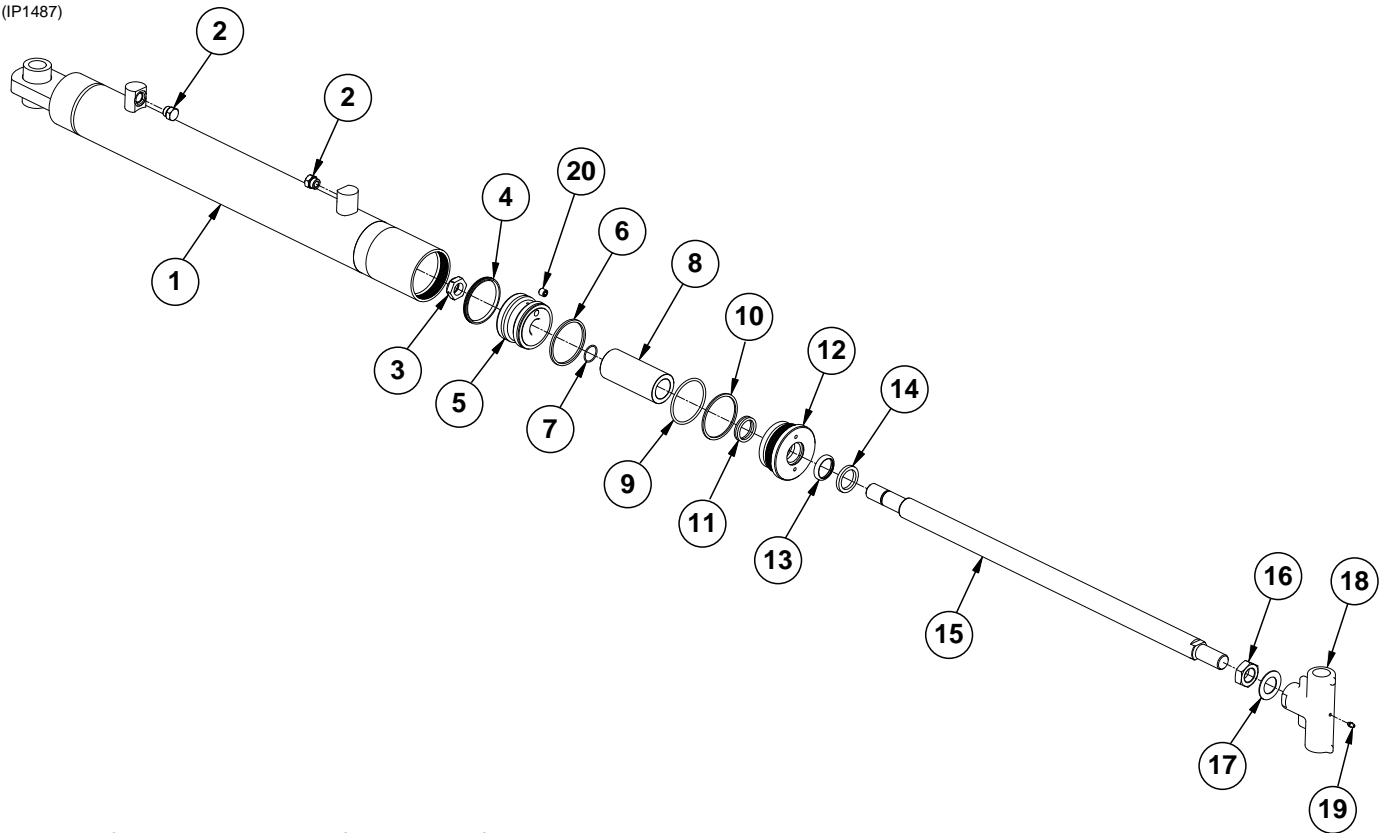
(IP1488)



| ITEM | PART NO. | QTY. | DESCRIPTION |
|------|--------------------|--------|--|
| 1 | A8836 | 1 | Barrel (Non-Stock Item) |
| 2 | GD14529 | 1 | Rod |
| 3 | *D10207 | 1 | Gland |
| 4 | GD11983 | 1 | Piston |
| 5 | GD27234 | 1 | Nylon Lock Nut, 7/8"-14, Grade 8 |
| 6 | G6408-04 GR1465 | 1 - | Plug W/O-Ring, 7/16"-20 O-Ring |
| 7 | G6408-08 GR1037 | 1 - | Plug W/O-Ring, 3/4"-16 O-Ring |
| 8 | *D12210 | 1 | Wiper |
| 9 | *D12251 | 1 | U-Cup |
| 10 | GD12212 | 1 | O-Ring, No. 330 |
| 11 | *D12213 | 1 | BU Ring |
| 12 | *D12214 | 1 | O-Ring, No. 118 |
| 13 | *D12012 | 1 | Piston Ring, 2 1/2" |
| 14 | *D12275 | 1 | T-Seal, 2 1/2" |
| 15 | G10827 | 1 | Cotter Pin, 1/8" x 1 3/4" |
| 16 | GD12102 | 1 | Ring, 1 1/4" |
| 17 | GD23002 | 1 | Locking Device |
| 18 | GD14308 | 1 | Threaded Sleeve End |
| 20 | G10640 | 2 | Grease Fitting, 1/4"-28 |
| 21 | G10324 | 1 | Hex Jam Nut, 1"-14, Grade 2 |
| 22 | GD0752-07 | 1 | Sleeve, 2" O.D. x 1.265 I.D. x 1 1/4" |
| A | GA18514 | - | Hydraulic Cylinder, 2 1/2" x 18 19/16" (Part Number Stamped on Barrel) |
| B | GR1521 | 1 | Seal Kit, Includes: (1) T-Seal, (2) O-Rings, (1) BU Ring, (1) Cast Iron Ring, (1) Wiper, (1) U-Cup |

*Item is part of seal kit, item can not be purchased individually.

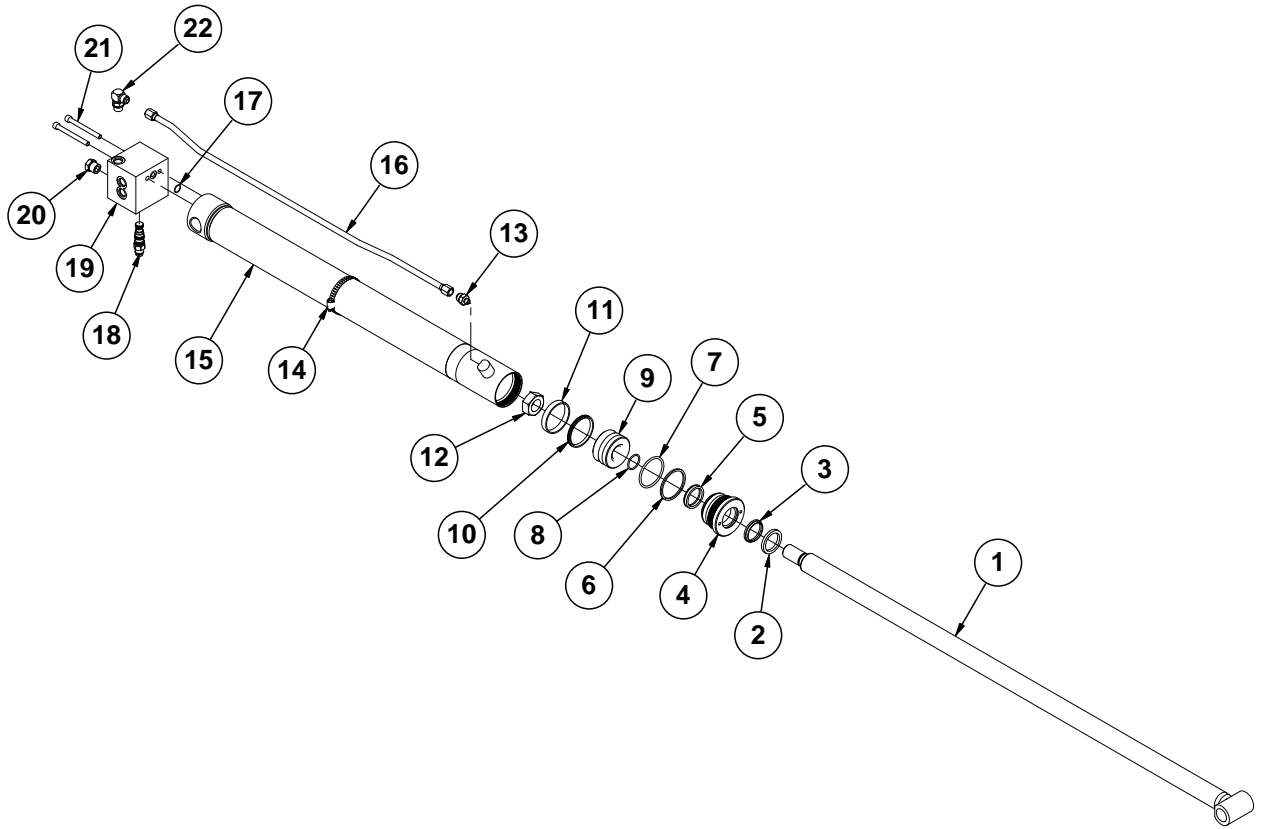
(IP1487)



| ITEM | PART NO. | QTY. | DESCRIPTION |
|------|-----------|------|---|
| 1 | GA18862 | 1 | Barrel (Non-Stock Item) |
| 2 | G6408-08 | 2 | Plug W/O-Ring, 3/4"-16 O-Ring |
| | GR1037 | - | O-Ring |
| 3 | G10948 | 1 | Lock Nut, 1 1/8"-12 |
| 4 | *D12280 | 1 | T-Seal |
| 5 | GD26966 | 1 | Piston, 3 1/2" |
| 6 | *D12088 | 1 | Piston Ring, 3 1/2" |
| 7 | *D12245 | 1 | O-Ring, #122 |
| 8 | GD2745-28 | 1 | Sleeve, 2 1/4" O.D. x 5.19" |
| 9 | *D12231 | 1 | O-Ring, #338 |
| 10 | *D12232 | 1 | BU Ring |
| 11 | *D12252 | 1 | U-Cup |
| 12 | GD12548 | 1 | Gland |
| 13 | *D12206 | 1 | Wiper, 1 1/2" |
| 14 | *D12103 | 1 | Cast Iron Ring |
| 15 | GD27068 | 1 | Rod |
| 16 | G11433 | 1 | Hex Jam Nut, 1 1/8"-12 Grade 2 |
| 17 | GD27067 | 1 | Locking Device |
| 18 | GD27066 | 1 | Sleeve |
| 19 | G10640 | 1 | Grease Fitting, 1/4"-28 |
| 20 | GD11580 | 1 | Flow Restrictor Orifice, 1/2"-20 |
| A | GA18861 | - | Cylinder Complete, 3 1/2" x 20 3/4" (<i>Part Number Stamped on Barrel</i>) |
| B | GR1532 | 1 | Seal Kit, Includes: (1)Wiper, (2)O-Rings, (1)U-Cup, (1) BU Ring, (1)Cast Iron Ring, (1)T-Seal |

*Item is part of seal kit, item can not be purchased individually.

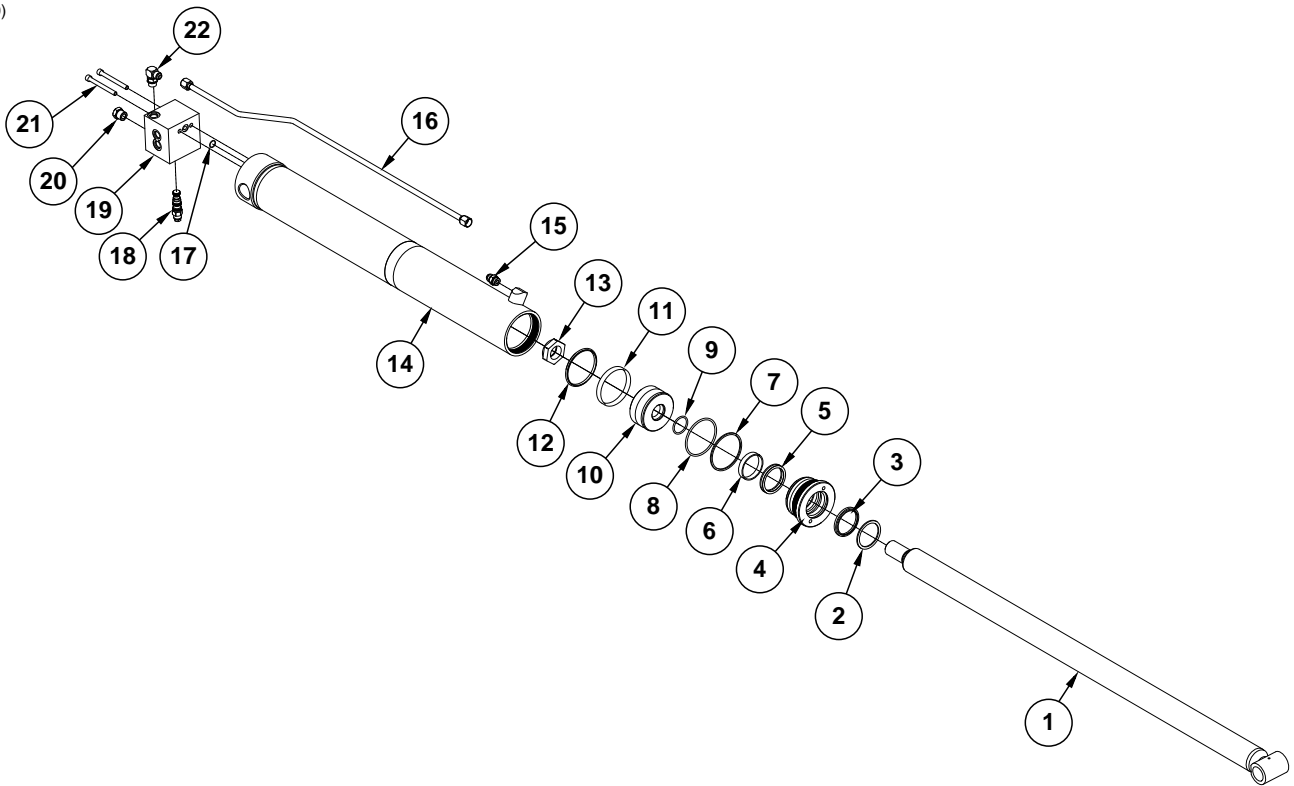
(IP1439)



| ITEM | PART NO. | QTY. | DESCRIPTION |
|------|-------------|------|---|
| 1 | GA14181 | 1 | Rod |
| 2 | GD12104 | 1 | Ring |
| 3 | *D12200 | 1 | Wiper |
| 4 | GD11984 | 1 | Gland |
| 5 | *D12253 | 1 | U-Cup |
| 6 | *D12203 | 1 | Back-Up Ring |
| 7 | *D12202 | 1 | O-Ring, No. 334 |
| 8 | *D12204 | 1 | O-Ring, No. 218 |
| 9 | GD11970 | 1 | Piston |
| 10 | *D12278 | 1 | T-Seal |
| 11 | *D12047 | 1 | Wear Ring |
| 12 | G10972 | 1 | Lock Nut, 1¼"-12 |
| 13 | G6400-08-04 | 1 | Connector W/O-Ring, ¾"-16 Male JIC To 7/16"-20 O-Ring |
| | GR1465 | - | O-Ring |
| 14 | G10990 | 1 | Hose Clamp, No. 52 |
| 15 | A14182 | 1 | Barrel (Non-Stock Item) |
| 16 | GA14211 | 1 | Steel Hydraulic Line, 37½" |
| 17 | GD12239 | 1 | O-Ring, No. 016 |
| 18 | GA8882 | 1 | Counter Balance Valve |
| 19 | GD20221 | 1 | Block |
| 20 | G6408-10 | 1 | Plug W/O-Ring, 7/8"-14 O-Ring |
| | GR1466 | - | O-Ring |
| 21 | G11355 | 2 | Hex Socket Head Cap Screw, 3/8"-16 x 3 3/4" |
| 22 | G6801-08 | 1 | Elbow W/O-Ring, 90°, ¾"-16 Male JIC To O-Ring |
| | GR1037 | - | O-Ring |
| A | GA14184 | - | Cylinder Complete, 3" x 57" <i>(Part Number Stamped On Barrel)</i> |
| B | GR1519 | - | Seal Kit, Includes: (1)Wiper, (1)U-Cup, (2)O-Rings, (1)BU Ring, (1)T-Seal, (1)Wear Ring |

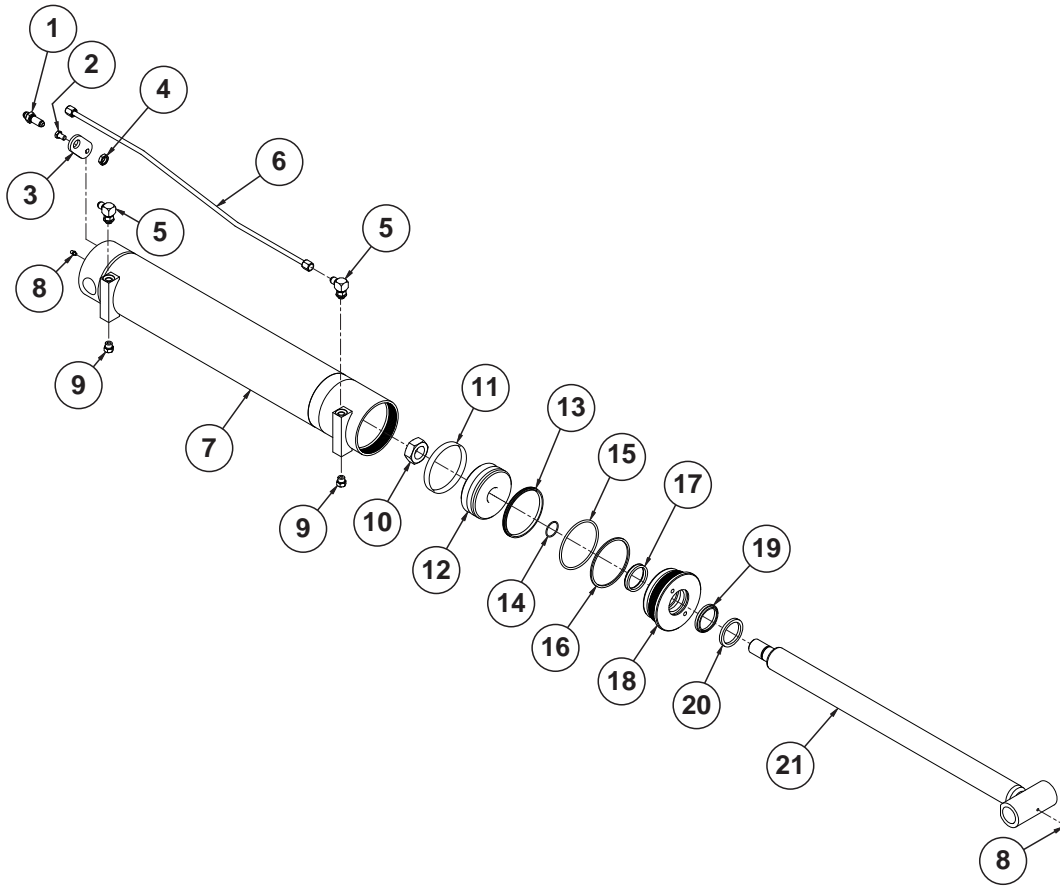
*Item is part of seal kit, item can not be purchased individually.

(IP1530)



| ITEM | PART NO. | QTY. | DESCRIPTION |
|------|----------|------|---|
| 1 | GA21588 | 1 | Rod |
| 2 | *D12121 | 1 | Ring |
| 3 | *D12263 | 1 | Wiper Rod |
| 4 | GD30273 | 1 | Gland |
| 5 | *D12264 | 1 | U-Cup |
| 6 | *D12137 | 1 | Wear Ring |
| 7 | *D12222 | 1 | Back-Up Ring |
| 8 | *D12221 | 1 | O-Ring, No. #342 |
| 9 | *D30432 | 1 | O-Ring, No. #223 |
| 10 | GD30274 | 1 | Piston |
| 11 | *D12120 | 1 | Wear Ring |
| 12 | *D12281 | 1 | T-Seal |
| 13 | GD27238 | 1 | Nylon Lock Nut, 1½"-12, Grade 8 |
| 14 | A21586 | 1 | Barrell (Non-Stock Item) |
| 15 | G6400-08 | 1 | Connector W/O-Ring, ¾"-16 Male JIC To O-Ring |
| | GR1037 | 1 | O-Ring |
| 16 | GA21605 | 1 | Steel Hydraulic Line |
| 17 | *D12239 | 1 | O-Ring, No. 016 |
| 18 | GA8882 | 1 | Counter Balance Valve |
| 19 | GD20221 | 1 | Block |
| 20 | G6408-10 | 1 | Plug W/O-Ring, 7/8"-14 O-Ring |
| | GR1466 | - | O-Ring |
| 21 | G11355 | 2 | Hex Socket Head Cap Screw, 3/8"-16 x 3 3/4" |
| 22 | G6801-08 | 1 | Elbow W/O-Ring, 90°, ¾"-16 Male JIC To O-Ring |
| | GR1037 | - | O-Ring |
| A | GA21585 | --- | Cylinder Complete, 4" x 44" <i>(Part Number Stamped On Barrel)</i> |
| B | GR2231 | --- | Seal Kit, Includes: (1)Wiper, (1)U-Cup, (3)O-Rings, (1)BU Ring, (1)T-Seal, (2)Wear Ring, (1) Ring |

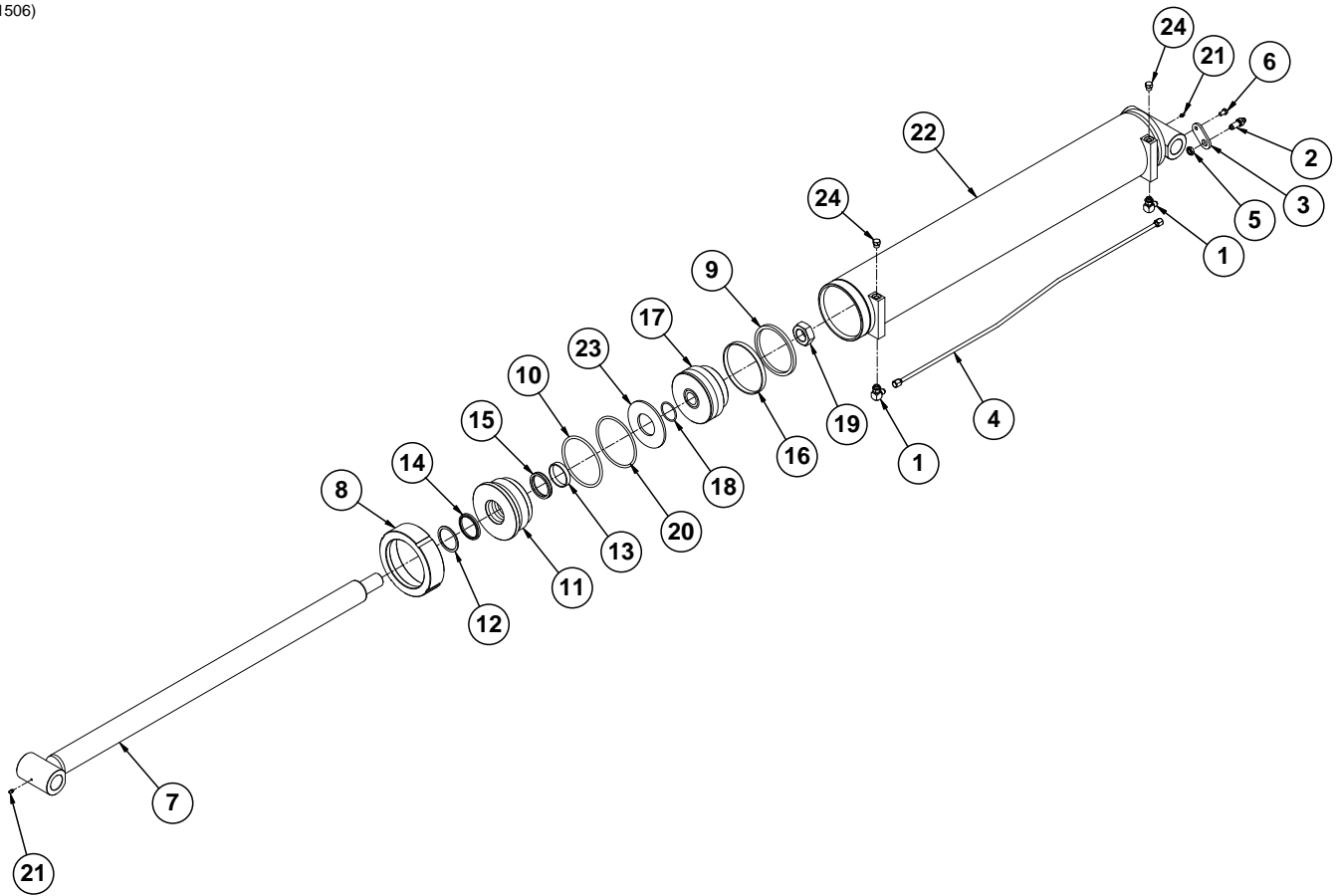
(IP1451)



| ITEM | PART NO. | QTY. | DESCRIPTION |
|------|--------------------|--------|---|
| 1 | G2700-06-06 | 1 | Bulkhead Tube Union, 9/16"-18 Male JIC |
| 2 | G10328 | 1 | Hex Head Cap Screw, 3/8"-16 x 5/8" |
| 3 | GD26754 | 1 | Bracket |
| 4 | G306-06 | 1 | Lock Nut, 9/16"-18 |
| 5 | G6801-06 GR1045 | 2 - | Elbow W/O-Ring, 90°, 9/16"-18 Male JIC To O-Ring O-Ring |
| 6 | GA18550 | 1 | Hydraulic Tube |
| 7 | A18552 | 1 | Barrel (Non-Stock Item) |
| 8 | G10640 | 2 | Grease Fitting, 1/4"-28 |
| 9 | G6408-06 GR1045 | 4 - | Plug W/O-Ring, 9/16"-18 O-Ring O-Ring |
| 10 | G10972 | 1 | Lock Nut, 1 1/4 "-12 |
| 11 | *D12148 | 1 | Wear Ring |
| 12 | GD14910 | 1 | Piston |
| 13 | *D12282 | 1 | T-Seal |
| 14 | *D12223 | 1 | O-Ring, No. 124 |
| 15 | *D12242 | 1 | O-Ring, No. 346 |
| 16 | *D12243 | 1 | BU Ring |
| 17 | *D12255 | 1 | U-Cup Seal |
| 18 | GD12522 | 1 | Gland |
| 19 | *D12240 | 1 | Wiper, 2" |
| 20 | GD12106 | 1 | Ring |
| 21 | GA17323 | 1 | Rod |
| A | GA18593 | - | L.H. Hydraulic Cylinder Complete, 4 1/2" x 25 1/4" <i>(Part Number Stamped on Barrel)</i> (Shown) |
| B | GA18594 | - | R.H. Hydraulic Cylinder Complete, 4 1/2" x 25 1/4" <i>(Part Number Stamped on Barrel)</i> |
| C | GR2111 | - | Seal Kit, Includes: (1)Wear Ring, (1)T-Seal, (2)O-Rings, (1)Wiper, (1)BU Ring, (1) U-Cup Seal |

*Item is part of seal kit, item can not be purchased individually.

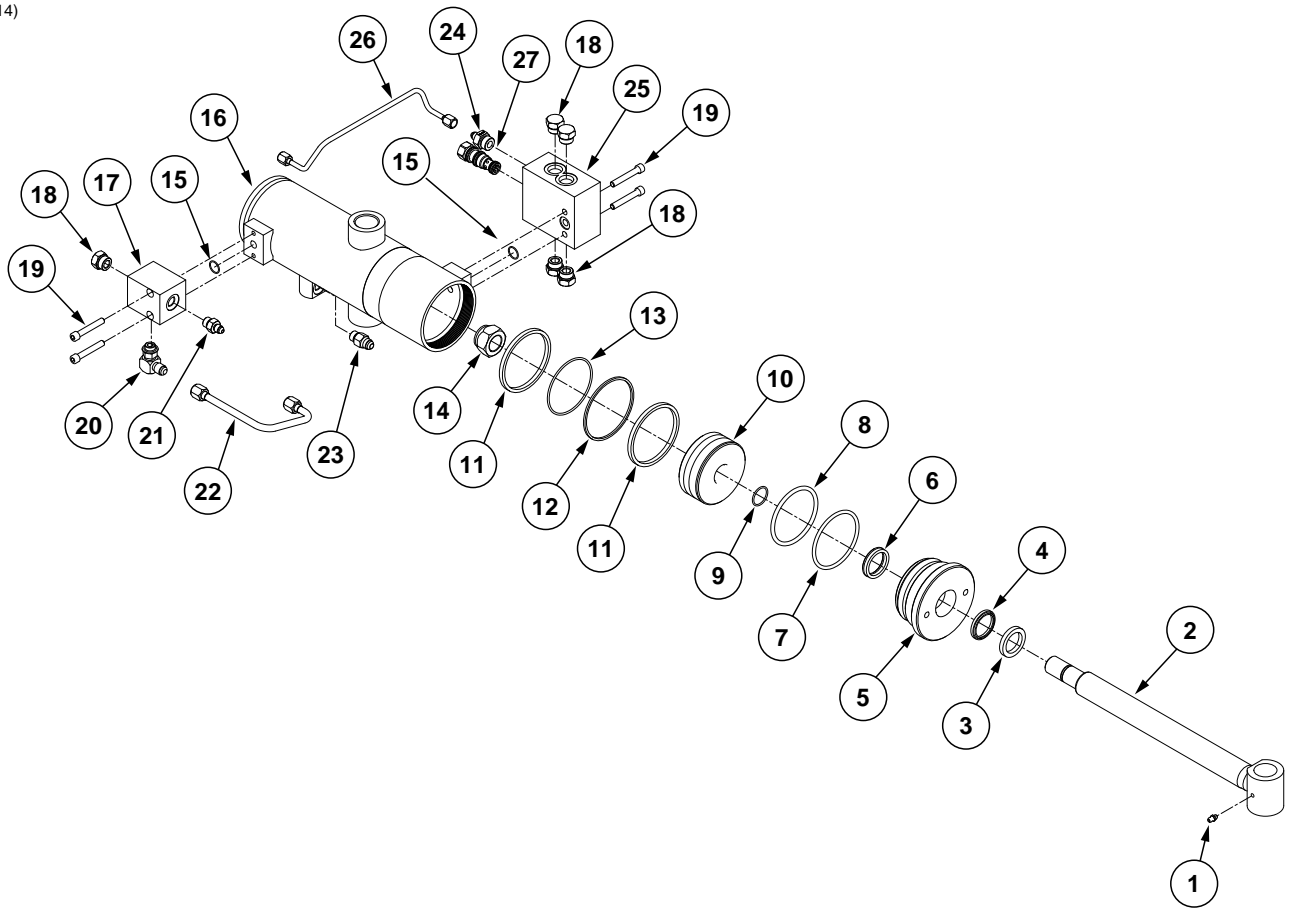
(IP1506)



| ITEM | PART NO. | QTY. | DESCRIPTION |
|------|-------------|------|---|
| 1 | G6801-06 | 2 | Elbow W/O-Ring, 90°, 1/16"-18 Male JIC To O-Ring |
| 2 | G2700-06-06 | 1 | Bulkhead Tube Union, 1/16"-18 Male JIC |
| 3 | GD26754 | 1 | Bracket |
| 4 | GA18515 | 1 | Hydraulic Tube |
| 5 | G306-06 | 1 | Lock Nut, 1/16"-18 |
| 6 | G10328 | 1 | Hex Head Cap Screw, 3/8"-16 x 5/8" |
| 7 | GA17346 | 1 | Rod |
| 8 | GD23382 | 1 | Threaded Cap |
| 9 | *D23388 | 1 | Piston Seal |
| 10 | *D23389 | 1 | O-Ring, #433 |
| 11 | GD23450 | 1 | Head Gland |
| 12 | *D12121 | 1 | Ring |
| 13 | *D12137 | 1 | Wear Ring |
| 14 | *D12263 | 1 | Wiper |
| 15 | *D12264 | 1 | U-Cup |
| 16 | *D23387 | 1 | Wear Ring |
| 17 | GD23451 | 1 | Piston |
| 18 | *D20990 | 1 | O-Ring, #226 |
| 19 | G10087 | 1 | Hex Jam Nut, 1 1/2"-12, Grade 2 |
| 20 | *D23390 | 1 | BU Ring |
| 21 | G10640 | 2 | Grease Fitting, 1/4"-28 |
| 22 | GA18547 | 1 | Barrel (Non-Stock Item) |
| 23 | GD28798 | 1 | Spacer |
| 24 | G6408-06 | 4 | Plug W/O-Ring, 1/16"-18 O-Ring |
| | GR1045 | - | O-Ring |
| A | GA20691 | - | L.H. Hydraulic Cylinder Complete, 6" x 38 7/8" <i>(Part Number Stamped on Barrel)</i> |
| B | GA20692 | - | R.H. Hydraulic Cylinder Complete, 6" x 38 7/8" <i>(Part Number Stamped on Barrel)</i> |
| C | GR2142 | - | Seal Kit, Includes: (1)Seal, (2)O-Ring, (1)Ring, (2)Wear Ring, (1)Wiper, (1)U-Cup, (1)BU Ring |

*Item is part of seal kit, item can not be purchased individually.

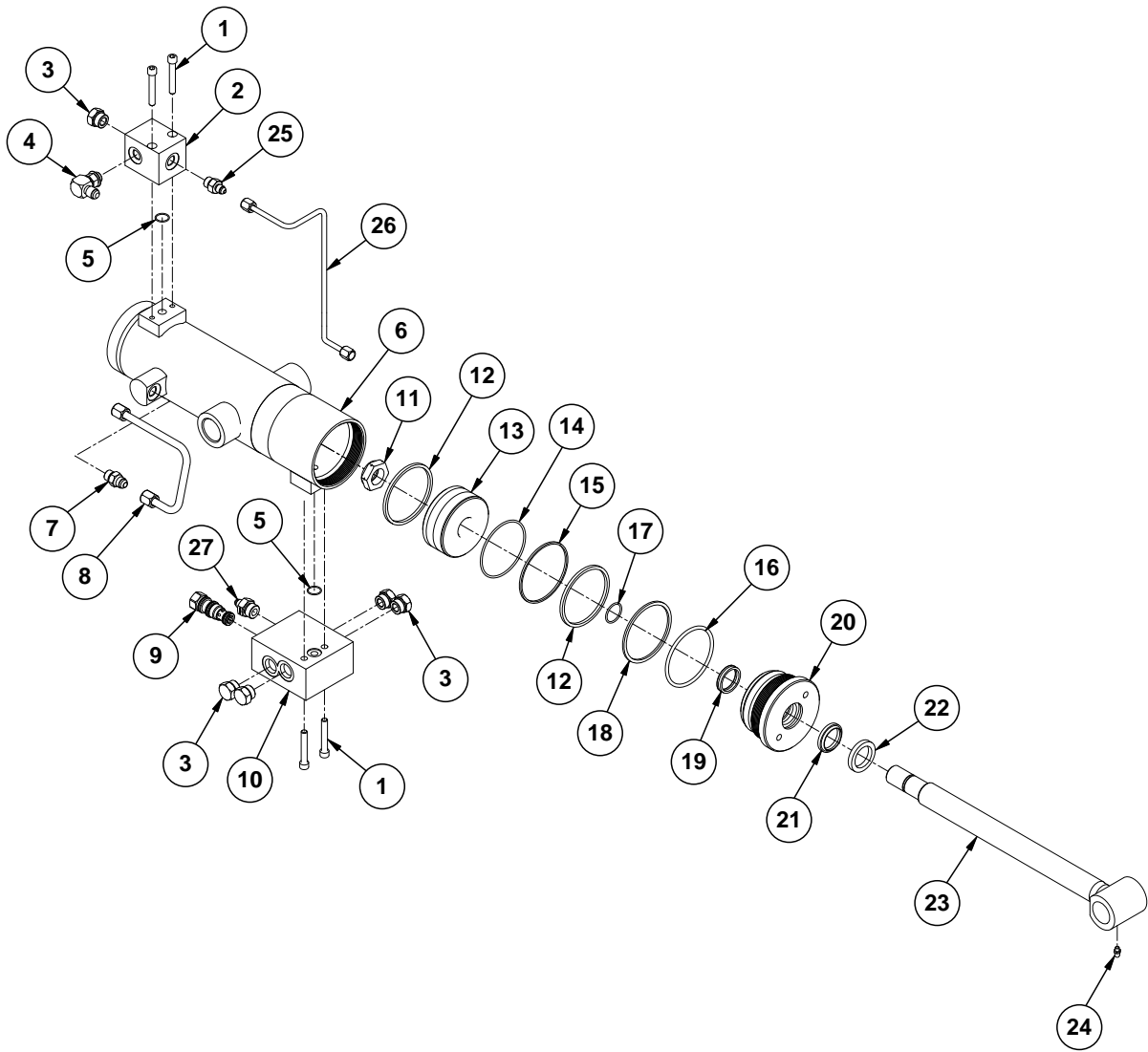
(IP1514)



| ITEM | PART NO. | QTY. | DESCRIPTION |
|------|--------------------|--------|---|
| 1 | G10640 | 1 | Grease Fitting, ¼"-28 |
| 2 | GA17672 | 1 | Rod |
| 3 | GD12102 | 1 | Ring, 1¼" |
| 4 | *D12268 | 1 | Wiper |
| 5 | *D14902 | 1 | Gland |
| 6 | *D12269 | 1 | U-Cup Seal |
| 7 | *D12271 | 1 | BU Ring |
| 8 | *D12270 | 1 | O-Ring, No. 340 |
| 9 | *D12226 | 1 | O-Ring, No. 120 |
| 10 | GD14901 | 1 | Piston |
| 11 | GD12144 | 2 | Piston Ring |
| 12 | *D12145 | 1 | Piston Seal |
| 13 | GD12273 | 1 | Seal |
| 14 | G10958 | 1 | Lock Nut, 1"-14 |
| 15 | GD12239 | 2 | O-Ring, No. 016 |
| 16 | A20567 | 1 | Barrel (Non-Stock Item) |
| 17 | GD25264 | 1 | Manifold Block |
| 18 | G6408-08 GR1037 | 2 - | Plug W/O-Ring, ¾"-16 O-Ring O-Ring |
| 19 | G10932 | 4 | Hex Socket Head Cap Screw, ⅝"-18 x 2", Grade 8 |
| 20 | G6801-06 GR1045 | 1 - | Elbow W/O-Ring, 90°, ⅝"-18 Male JIC To O-Ring O-Ring |
| 21 | G6400-04-06 | 1 | Connector W/O-Ring, ⅞"-20 Male JIC to ⅝"-18 O-Ring |
| 22 | GA17673 | 1 | ⅝" Hydraulic Steel Tube |
| 23 | GA16081 | 1 | Check Valve |
| 24 | G6400-04-08 | 1 | Connector W/O-Ring, ⅞"-20 Male JIC to ¾"-16 O-Ring |
| 25 | GD11579 | 1 | Manifold Block |
| 26 | GA20569 | 1 | Hydraulic Steel Tube, ¼" |
| 27 | GA19998 | 1 | Pilot to Open Check Valve |
| A | GA20696 | - | Hydraulic Cylinder Complete, 3¾" x 9⅞" <i>(Part Number Stamped on Barrel)</i> |
| B | GR2141 | - | Seal Kit, Includes: (4)O-Rings, (1)Wiper, (1)U-Cup, (1)BU Ring, (1)Piston Ring, (1)Piston Seal, (1)Energizer Seal |

*Item is part of seal kit, item can not be purchased individually.

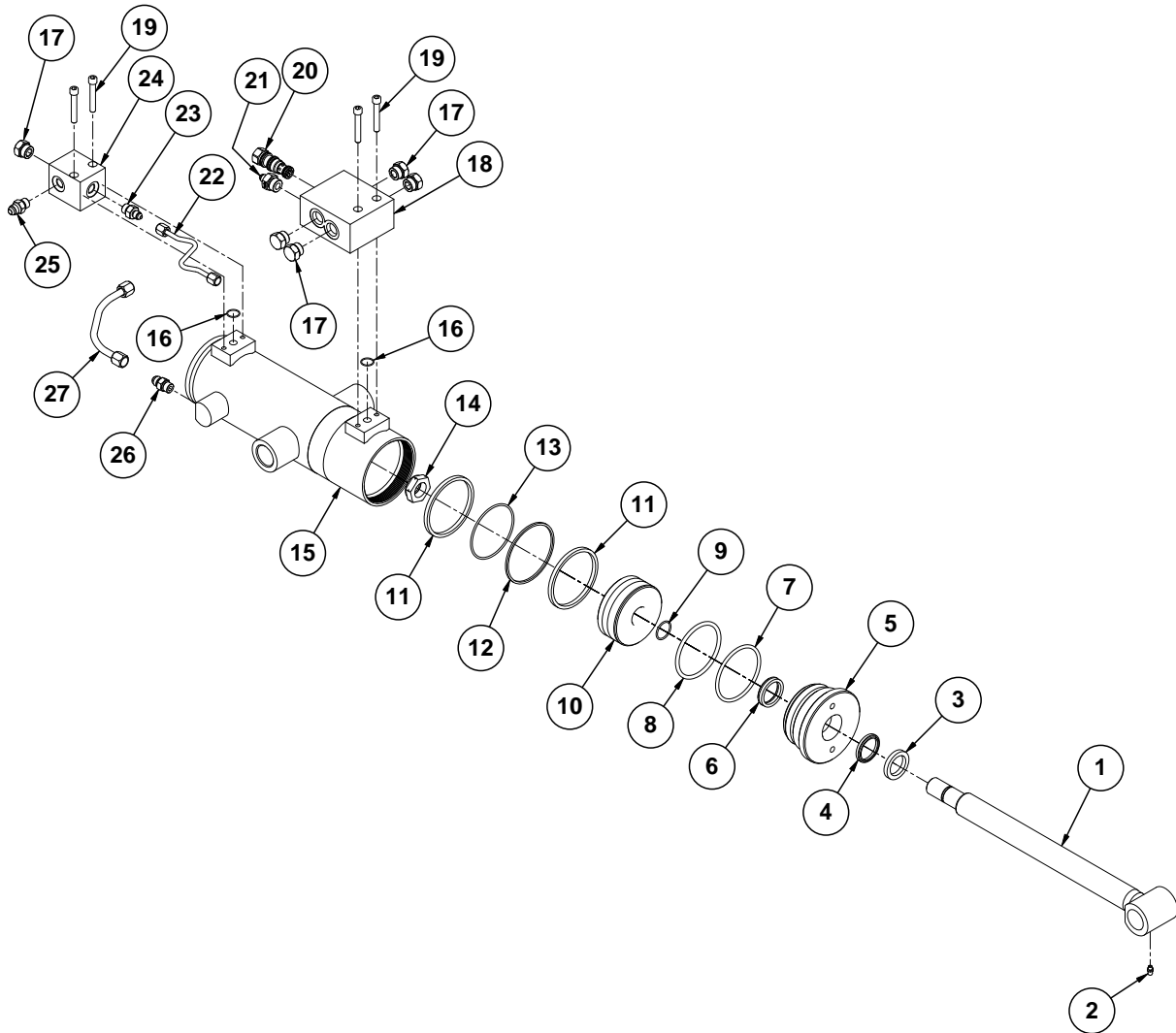
(IP1503)



| ITEM | PART NO. | QTY. | DESCRIPTION |
|------|--------------------|--------|--|
| 1 | G10932 | 4 | Hex Socket Head Cap Screw, 5/16"-18 x 2", Grade 8 |
| 2 | GD25264 | 1 | Manifold Block |
| 3 | G6408-08 GR1037 | 5 - | Plug W/O-Ring, 3/4"-16 O-Ring O-Ring |
| 4 | G6801-06 GR1045 | 1 - | Elbow W/O-Ring, 90°, 9/16"-18 Male JIC To O-Ring O-Ring |
| 5 | *D12239 | 2 | O-Ring, No. 016 |
| 6 | A17331 | 1 | Barrel (Non-Stock Item) |
| 7 | GA16081 | 1 | Check Valve |
| 8 | GA17335 | 1 | 3/8" Hydraulic Steel Tube |
| 9 | GA19998 | 1 | Pilot to Open Check Valve |
| 10 | GD11579 | 1 | Manifold Block |
| 11 | GD27235 | 1 | Nylon Lock Nut, 1"-14, Grade 8 |
| 12 | *D12088 | 2 | Piston Ring, 3 1/2" |
| 13 | GD14907 | 1 | Piston |
| 14 | *D12249 | 1 | Energizer Seal |
| 15 | *D12095 | 1 | Piston Seal |
| 16 | *D12231 | 1 | O-Ring, No. 338 |
| 17 | *D12226 | 1 | O-Ring, No. 120 |
| 18 | *D12232 | 1 | BU Ring |
| 19 | *D12251 | 1 | U-Cup |
| 20 | GD12507 | 1 | Gland |
| 21 | *D12210 | 1 | Wiper |
| 22 | GD12102 | 1 | Ring |
| 23 | GA17333 | 1 | Rod |
| 24 | G10640 | 1 | Grease Fitting, 1/4"-28 |
| 25 | G6400-04-06 | 1 | Connector W/O-Ring, 7/16"-20 Male JIC to O-Ring |
| 26 | GA17334 | 1 | 1/4" Hydraulic Steel Tube |
| 27 | G6400-04-08 | 1 | Connector W/O-Ring, 7/16"-20 Male JIC to O-Ring |
| - | GA20143 | - | Hydraulic Cylinder Complete, 3 1/2" x 9.88" <i>(Part Number Stamped on Barrel)</i> |
| B | GR2113 | - | Seal Kit, Includes: (2)Piston Rings, (1)Piston Seal, (1)Energizer Seal, (3)O-Rings, (1)BU Ring, (1)U-Cup, (1)Wiper |
| C | GR1517 | - | Seal Kit For Counter Balance Valve, Includes: (3) O-Rings, (3) BU Rings |

*Item is part of seal kit, item can not be purchased individually.

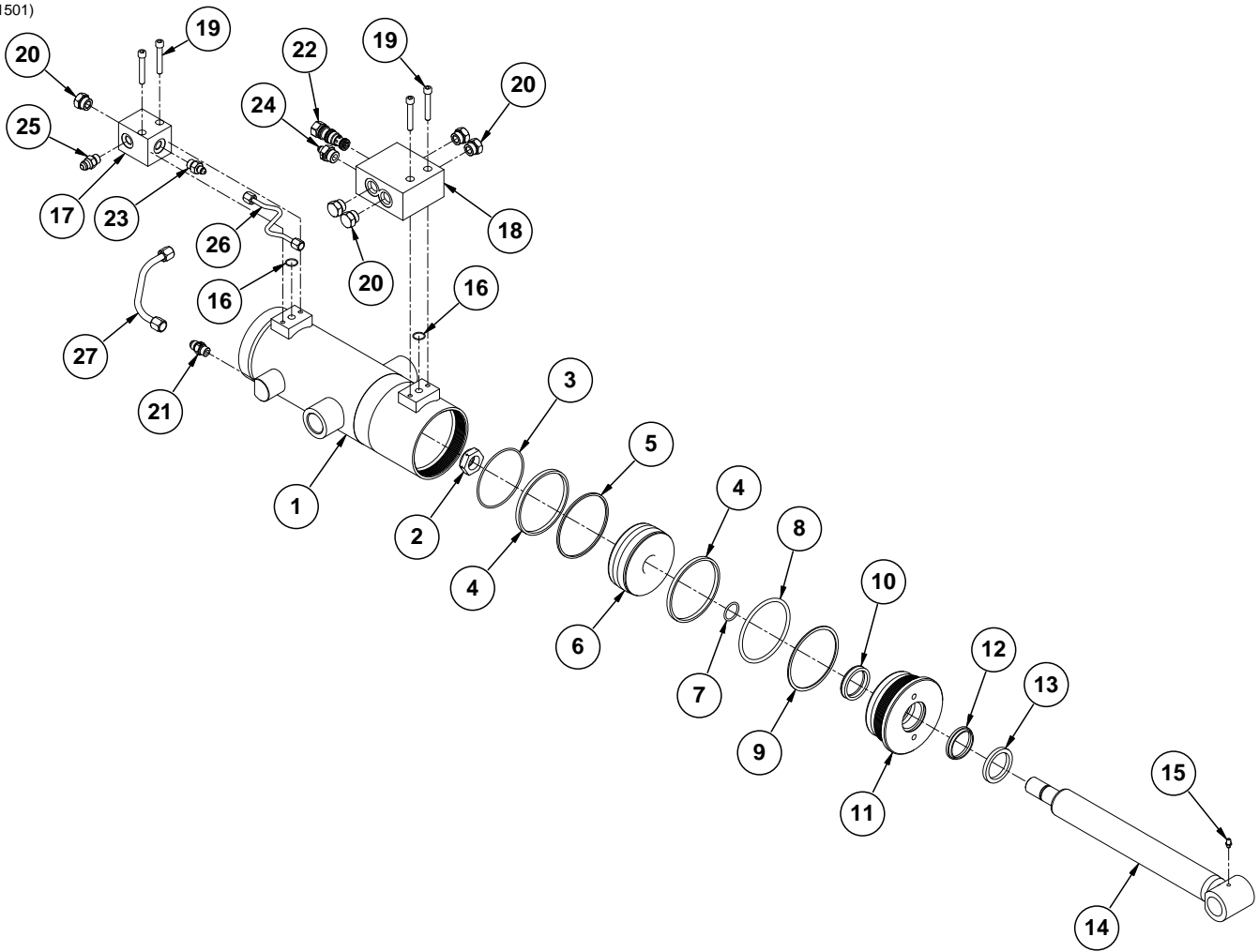
(IP1502)



| ITEM | PART NO. | QTY. | DESCRIPTION |
|------|-------------|------|---|
| 1 | GA17677 | 1 | Rod |
| 2 | G10640 | 1 | Grease Fitting, ¼"-28 |
| 3 | GD12102 | 1 | Ring, 1¼" |
| 4 | *D12268 | 1 | Wiper |
| 5 | *D14902 | 1 | Gland |
| 6 | *D12269 | 1 | U-Cup Seal |
| 7 | *D12271 | 1 | BU Ring |
| 8 | *D12270 | 1 | O-Ring, No. 340 |
| 9 | *D12226 | 1 | O-Ring, No. 120 |
| 10 | GD14901 | 1 | Piston |
| 11 | *D12144 | 2 | Piston Ring |
| 12 | *D12145 | 1 | Piston Seal |
| 13 | *D12273 | 1 | Seal |
| 14 | GD27235 | 1 | Nylon Lock Nut, 1"-14, Grade 8 |
| 15 | A17675 | 1 | Barrel (Non-Stock Item) |
| 16 | *D12239 | 2 | O-Ring, No. 016 |
| 17 | G6408-08 | 2 | Plug W/O-Ring, ¾"-16 O-Ring |
| | GR1037 | - | O-Ring |
| 18 | GD11579 | 1 | Block |
| 19 | G10932 | 4 | Hex Socket Head Cap Screw, ⅝"-18 x 2", Grade 8 |
| 20 | GA19998 | 1 | Pilot to Open Check Valve |
| 21 | G6400-04-08 | 1 | Connector W/O-Ring, ⅞"-20 Male JIC to O-Ring |
| 22 | GA17355 | 1 | ¼" Hydraulic Steel Tube |
| 23 | G6400-04-06 | 1 | Connector W/O-Ring, ⅞"-20 Male JIC to O-Ring |
| 24 | GD25264 | 1 | Manifold Block |
| 25 | G6400-06 | 1 | Connector W/O-Ring, ⅝"-18 Male JIC To O-Ring |
| | GR1037 | - | O-Ring |
| 26 | GA16081 | 1 | Check Valve |
| 27 | GA17678 | 1 | ⅝" Hydraulic Steel Tube |
| A | GA20142 | - | Hydraulic Cylinder Complete, 3¾" x 9¼" <i>(Part Number Stamped on Barrel)</i> |
| B | GR2141 | - | Seal Kit, Includes: (4)O-Rings, (1)Wiper, (1)U-Cup, (1)BU Ring, (1)Piston Ring, (1)Piston Seal, (1)Energizer Seal |

*Item is part of seal kit, item can not be purchased individually.

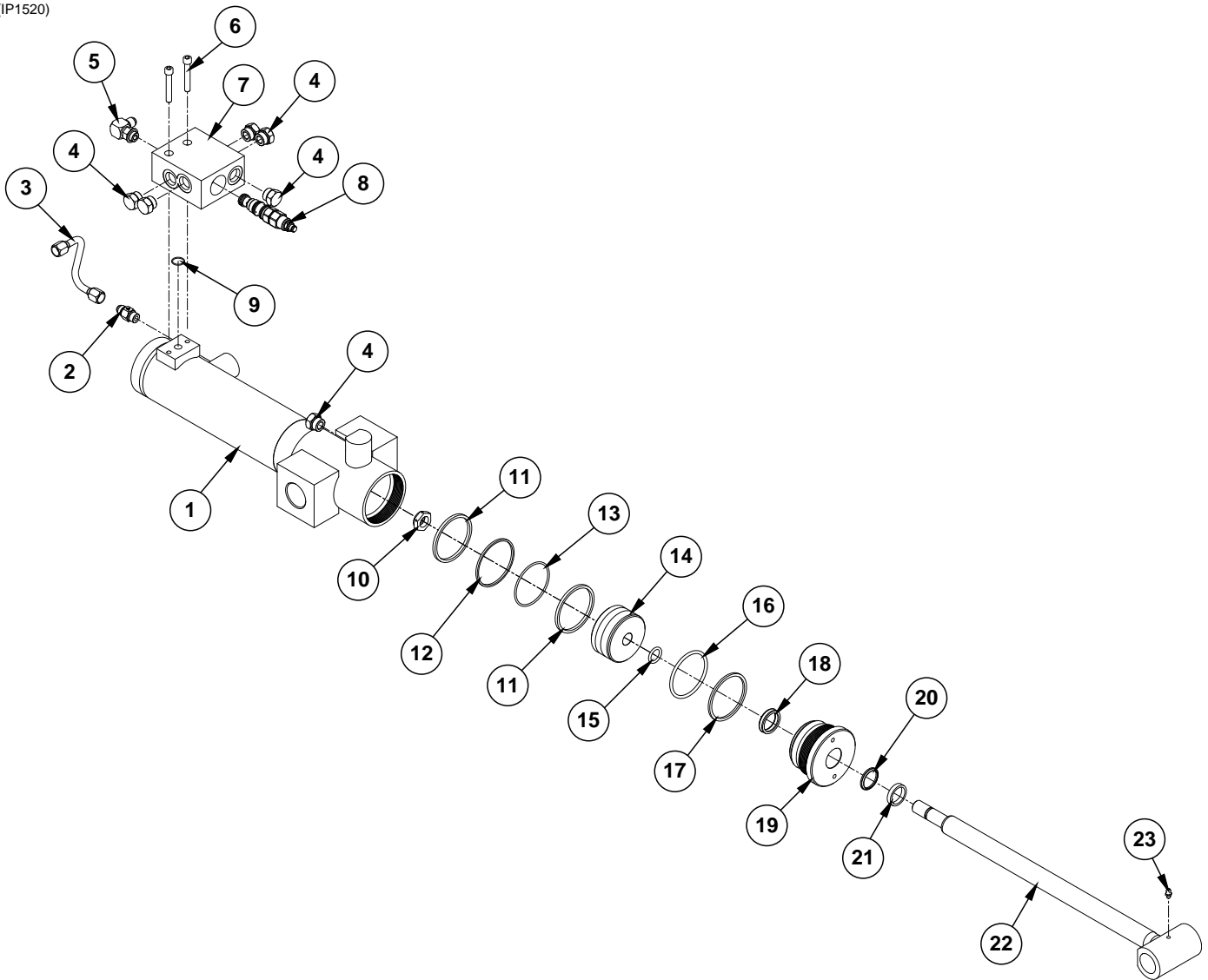
(IP1501)



| ITEM | PART NO. | QTY. | DESCRIPTION |
|------|--------------------|--------|---|
| 1 | A17352 | 1 | Barrel (Non-Stock Item) |
| 2 | GD27235 | 1 | Nylon Lock Nut, 1"-14, Grade 8 |
| 3 | *D12220 | 1 | Energizer Seal |
| 4 | *D12030 | 2 | Piston Ring |
| 5 | *D12032 | 1 | Piston Seal |
| 6 | GD11994 | 1 | Piston |
| 7 | *D12208 | 1 | O-Ring, No. 214 |
| 8 | *D12216 | 1 | O-Ring, No. 344 |
| 9 | *D12219 | 1 | BU Ring |
| 10 | *D12253 | 1 | U-Cup |
| 11 | GD11995 | 1 | Gland |
| 12 | *D12200 | 1 | Wiper, 1¾" |
| 13 | GD12104 | 1 | Ring |
| 14 | GA17354 | 1 | Rod |
| 15 | G10640 | 1 | Grease Fitting, ¼"-28 |
| 16 | *D12239 | 2 | O-Ring, No. 016 |
| 17 | GD25264 | 1 | Manifold Block |
| 18 | GD11579 | 1 | Block |
| 19 | G10932 | 4 | Hex Socket Head Cap Screw, 5/16"-18 x 2", Grade 8 |
| 20 | G6408-08 GR1037 | 5 | Plug W/O-Ring, ¾"-16 O-Ring O-Ring |
| 21 | GA16081 | 1 | Check Valve |
| 22 | GA19998 | 1 | Pilot to Open Check Valve |
| 23 | G6400-04-06 | 1 | Connector W/O-Ring, 7/16"-20 Male JIC to O-Ring |
| 24 | G6400-04-08 | 1 | Connector W/O-Ring, 7/16"-20 Male JIC to O-Ring |
| 25 | G6400-06 GR1045 | 1 - | Connector W/O-Ring, 9/16"-18 Male JIC To O-Ring O-Ring |
| 26 | GA17355 | 1 | ¼" Hydraulic Steel Tube |
| 27 | GA17356 | 1 | 3/8" Hydraulic Steel Tube |
| A | GA20144 | -- | Hydraulic Cylinder Complete, 4¼" x 9¼" (Part Number Stamped on Barrel) |
| B | GR2115 | - | Seal Kit, Includes: (1)Piston Ring, (1)Piston Seal, (1)Energizer Seal, (3)O-Ring, (1) BU Ring, (1)Wiper, (1)U-Cup |

*Item is part of seal kit, item can not be purchased individually.

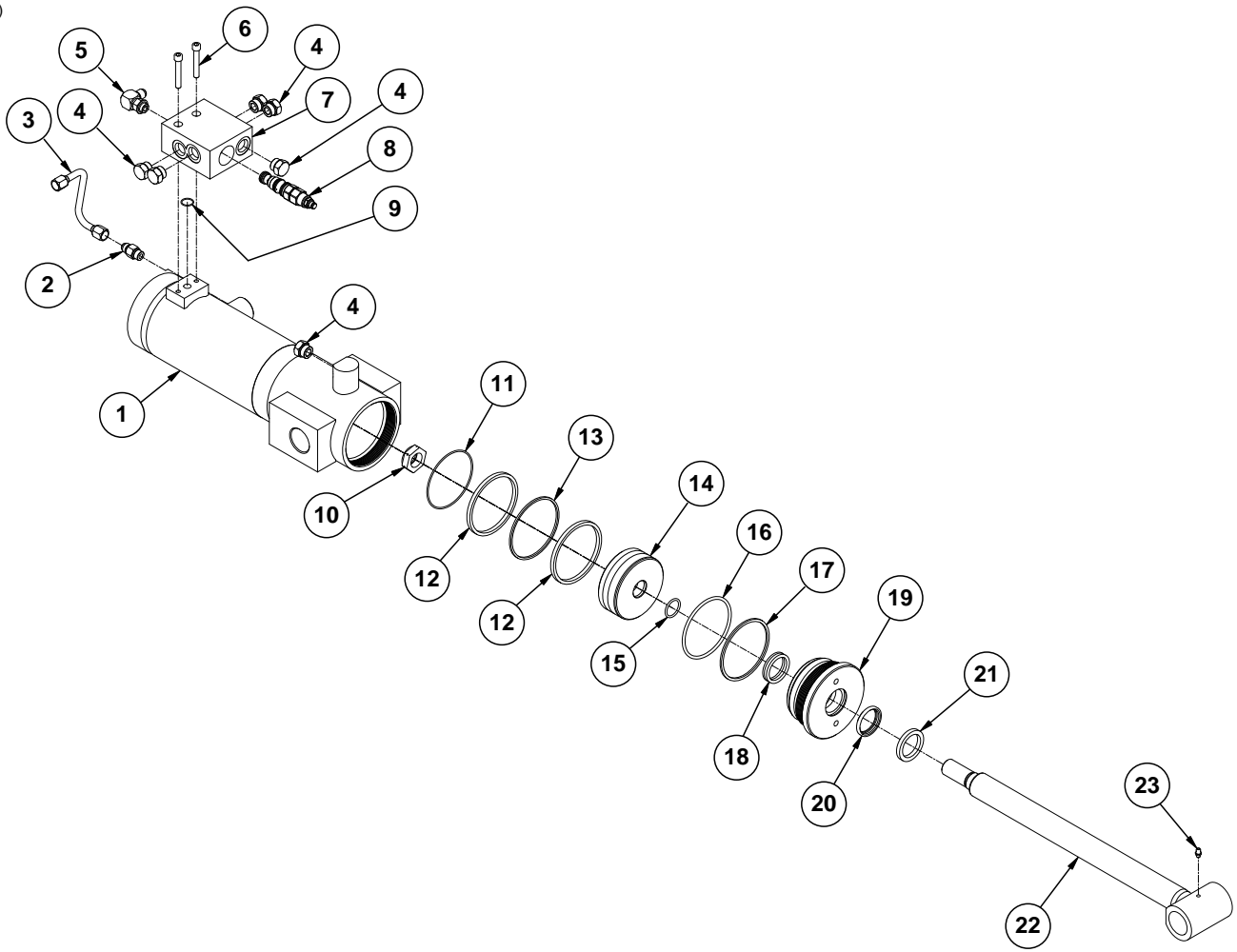
(IP1520)



| ITEM | PART NO. | QTY. | DESCRIPTION |
|------|--------------------|--------|--|
| 1 | A17613 | 1 | Barrel (Non-Stock) |
| 2 | GA16081 | 1 | Check Valve |
| 3 | GA17627 | 1 | 3/8" Hydraulic Steel Tube |
| 4 | G6408-08 GR1037 | 4 - | Plug W/O-Ring, 3/4"-16 O-Ring O-Ring |
| 5 | G6801-06 GR1045 | 1 - | Elbow W/O-Ring, 90°, 9/16"-18 Male JIC To O-Ring O-Ring |
| 6 | G10932 | 2 | Hex Socket Head Cap Screw, 5/16"-18 x 2", Grade 8 |
| 7 | GD23226 | 1 | Manifold Block |
| 8 | GA20697 | 1 | Counterbalance Valve |
| 9 | *D12239 | 1 | O-Ring, No. 016 |
| 10 | GD27233 | 1 | Nylon Lock Nut, 3/4"-16, Grade 8 |
| 11 | *D12050 | 2 | Piston Ring |
| 12 | *D12209 | 1 | Energizer Seal |
| 13 | *D12051 | 1 | Cast Iron Ring |
| 14 | GD25769 | 1 | Piston, 3" |
| 15 | *D26582 | 1 | O-Ring, No. 210 |
| 16 | *D12202 | 1 | O-Ring, No. 334 |
| 17 | *D12203 | 1 | BU Ring |
| 18 | *D19250 | 1 | U-Cup |
| 19 | GD26466 | 1 | Gland |
| 20 | *D19251 | 1 | Wiper |
| 21 | GD19662 | 1 | Ring |
| 22 | GA17626 | 1 | Rod |
| 23 | G10640 | 1 | Grease Fitting, 1/4"-28 |
| A | GA20698 | - | Hydraulic Cylinder Complete, 3" x 13 1/2" <i>(Part Number Stamped on Barrel)</i> |
| B | GR2145 | - | Seal Kit, Includes: (2)Piston Ring, (1)Energizer Seal, (1)Piston Seal, (3) Piston Seal, (1)Wiper, (1)U-Cup, (1)BU Ring |

*Item is part of seal kit, item can not be purchased individually.

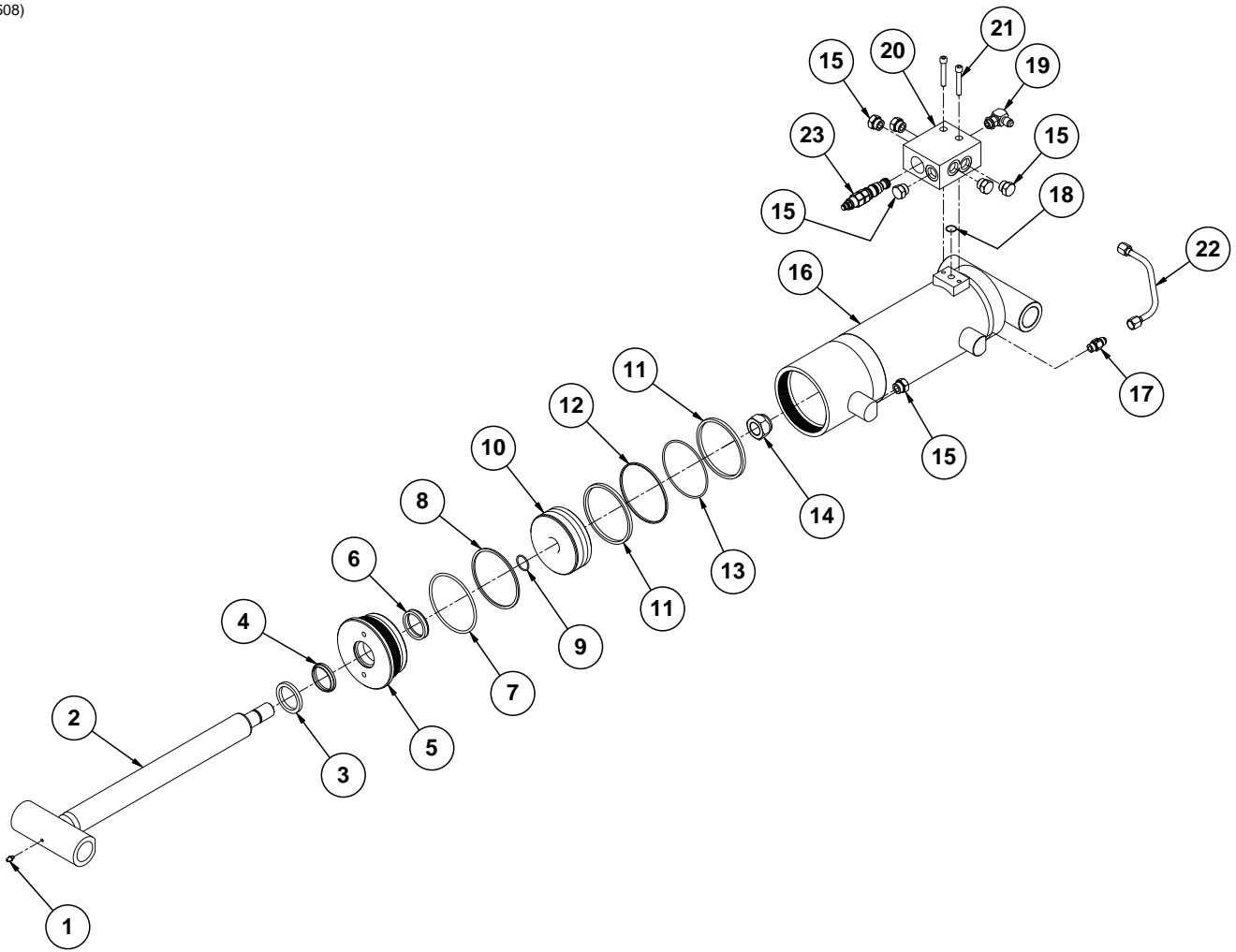
(IP1510)



| ITEM | PART NO. | QTY. | DESCRIPTION |
|------|--------------------|--------|--|
| 1 | A17315 | 1 | Barrel (Non-Stock) |
| 2 | GA16081 | 1 | Check Valve |
| 3 | GA17318 | 1 | 3/8" Hydraulic Steel Tube |
| 4 | G6408-08 GR1037 | 6 - | Plug W/O-Ring, 3/4"-16 O-Ring O-Ring |
| 5 | G6801-06 GR1045 | 1 - | Elbow W/O-Ring, 90°, 9/16"-18 Male JIC To O-Ring O-Ring |
| 6 | G10932 | 2 | Hex Socket Head Cap Screw, 5/16"-18 x 2", Grade 8 |
| 7 | GD23226 | 1 | Manifold Block |
| 8 | GA20697 | 1 | Counterbalance Valve |
| 9 | *D12239 | 1 | O-Ring, No. 016 |
| 10 | GD27235 | 1 | Nylon Lock Nut, 1"-14, Grade 8 |
| 11 | *D12072 | 1 | Piston Seal, 4" |
| 12 | *D12135 | 2 | Piston Ring |
| 13 | *D12224 | 1 | Energizer Seal |
| 14 | GD30238 | 1 | Piston, 4" |
| 15 | *D29649 | 1 | O-Ring, No. 215 |
| 16 | *D12221 | 1 | O-Ring, No. 342 |
| 17 | *D12222 | 1 | BU Ring |
| 18 | *D12252 | 1 | U-Cup |
| 19 | GD11988 | 1 | Gland |
| 20 | *D12206 | 1 | Wiper, 1½" |
| 21 | GD12103 | 1 | Ring |
| 22 | GA21014 | 1 | Rod |
| 23 | G10640 | 1 | Grease Fitting, 1/4"-28 |
| A | GA21013 | - | Hydraulic Cylinder Complete, 4" x 12" <i>(Part Number Stamped on Barrel)</i> |
| B | GR2110 | - | Seal Kit, Includes: (2)Piston Ring, (1)Energizer Seal, (1)Piston Seal, (3) Piston Seal, (1)Wiper, (1)U-Cup, (1)BU Ring |

*Item is part of seal kit, item can not be purchased individually.

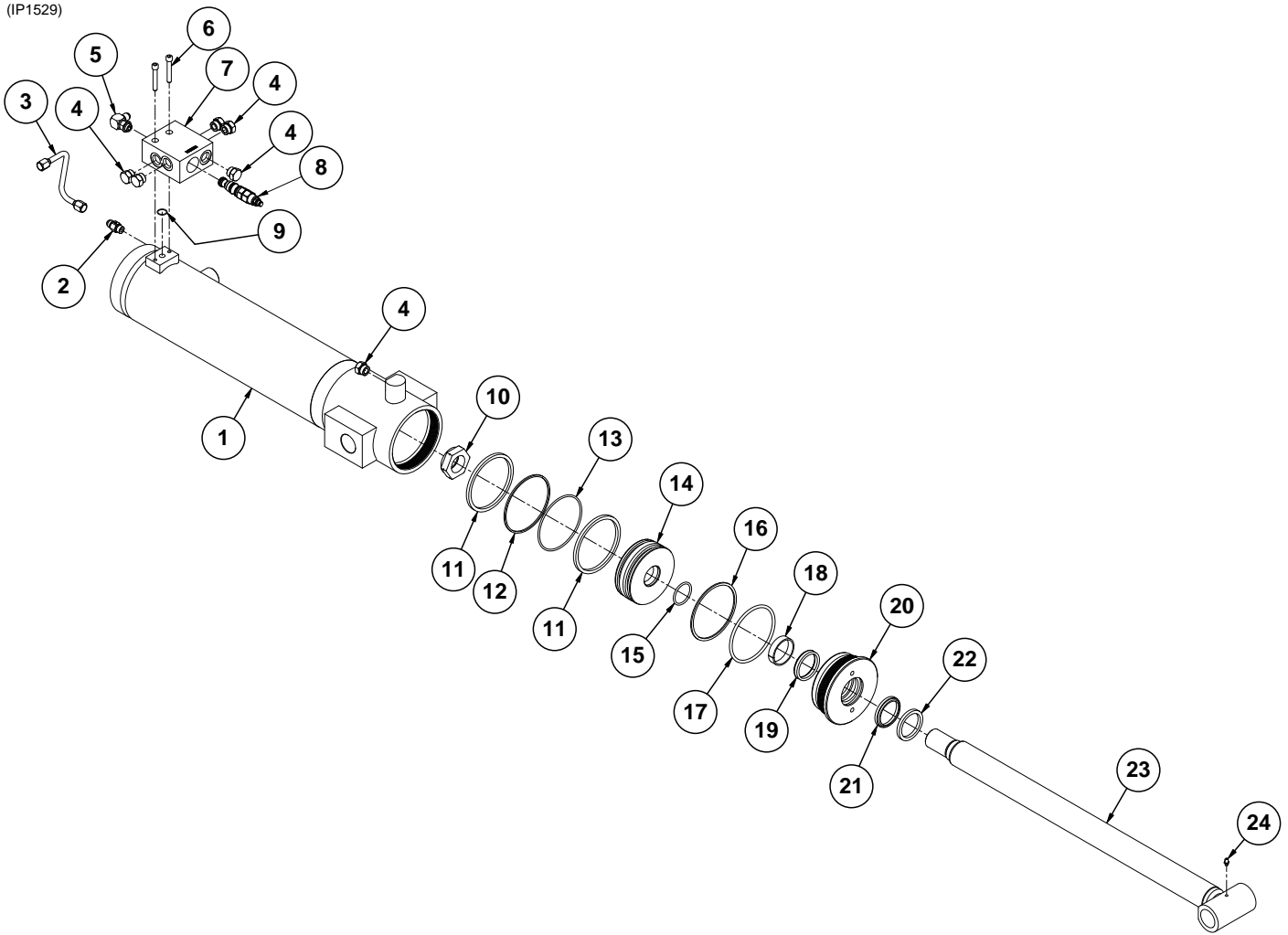
(IP1508)



| ITEM | PART NO. | QTY. | DESCRIPTION |
|------|--------------------|------|--|
| 1 | G10640 | 2 | Grease Fitting, 1/4"-28 |
| 2 | GA17667 | 1 | Rod |
| 3 | GD12104 | 1 | Ring |
| 4 | *D12200 | 1 | Wiper, 1 3/4" |
| 5 | GD25813 | 1 | Head Gland |
| 6 | *D12253 | 1 | U-Cup |
| 7 | *D12242 | 1 | O-Ring, No. 345 |
| 8 | *D12243 | 1 | BU Ring |
| 9 | *D12226 | 1 | O-Ring, No. 120 |
| 10 | GD19261 | 1 | Piston |
| 11 | *D12085 | 2 | Ring |
| 12 | *D12244 | 1 | Seal |
| 13 | *D12086 | 1 | Seal |
| 14 | G10958 | 1 | Lock Nut, 1"-14 |
| 15 | G6408-08 GR1037 | 4 | Plug W/O-Ring, 3/4"-16 O-Ring O-Ring |
| 16 | A17665 | 1 | Barrel (Non-Stock Item) |
| 17 | GA16081 | 1 | Check Valve |
| 18 | *D12239 | 1 | O-Ring, No. 016 |
| 19 | G6801-06 GR1045 | 1 | Elbow W/O-Ring, 90°, 9/16"-18 Male JIC To O-Ring O-Ring |
| 20 | GD23226 | 1 | Manifold Block |
| 21 | G10932 | 2 | Hex Socket Head Cap Screw, 5/16"-18 x 2", Grade 8 |
| 22 | GA17668 | 1 | 3/8" Hydraulic Steel Tube |
| 23 | GA20697 | 1 | Counterbalance Valve |
| A | GA20547 | - | Hydraulic Cylinder Complete, 4 1/2" x 11 1/8" <i>(Part Number Stamped on Barrel)</i> |
| B | GR2140 | - | Seal Kit, Includes: (3)O-Rings, (1)U-Cup, (1)Wiper, (1)BU Ring, (1)Piston Ring, (1) Piston Seal, (1)Energizer Seal |
| C | GR1517 | - | Seal Kit For Counter Balance Valve, Includes: (3) O-Rings, (3) BU Rings |

*Item is part of seal kit, item can not be purchased individually.

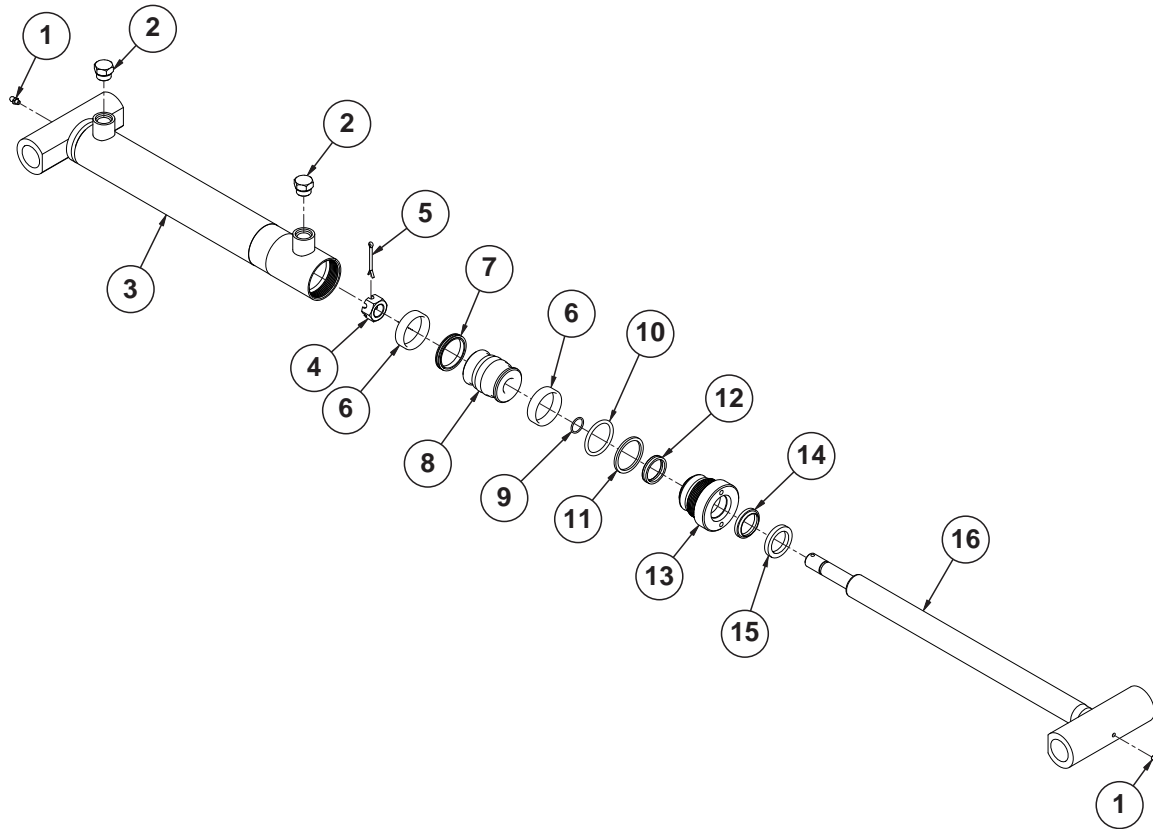
(IP1529)



| ITEM | PART NO. | QTY. | DESCRIPTION |
|------|--------------------|--------|--|
| 1 | A17337 | 1 | Barrel (Non-Stock Item) |
| 2 | GA16081 | 1 | Check Valve |
| 3 | GA17340 | 1 | 3/8" Hydraulic Steel Tube |
| 4 | G6408-08 GR1037 | 6 - | Plug W/O-Ring, 3/4"-16 O-Ring O-Ring |
| 5 | G6801-06 GR1045 | 1 - | Elbow W/O-Ring, 90°, 9/16"-18 Male JIC To O-Ring O-Ring |
| 6 | G10932 | 2 | Hex Socket Head Cap Screw, 5/16"-18 x 2", Grade 8 |
| 7 | GD23226 | 1 | Manifold Block |
| 8 | GA20697 | 1 | Counterbalance Valve |
| 9 | *D12239 | 1 | O-Ring, No. 016 |
| 10 | GD27238 | 1 | Nylon Lock Nut, 1 1/2"-12, Grade 8 |
| 11 | *D12092 | 2 | Piston Ring |
| 12 | *D12093 | 1 | Piston Seal |
| 13 | *D12248 | 1 | Energizer Seal |
| 14 | GD30430 | 1 | Piston |
| 15 | *D30432 | 1 | O-Ring, No. 223 |
| 16 | *D12247 | 1 | BU Ring |
| 17 | *D12246 | 1 | O-Ring, No. 348 |
| 18 | *D21469 | 1 | Wear Ring |
| 19 | *D12255 | 1 | U-Cup |
| 20 | GD25268 | 1 | Head Gland |
| 21 | *D12240 | 1 | Wiper, 2" |
| 22 | GD12106 | 1 | Ring |
| 23 | GA21161 | 1 | Rod |
| 24 | G10640 | 1 | Grease Fitting, 1/4"-28 |
| A | GA21160 | | Hydraulic Cylinder Complete, 4 3/4" x 26" <i>(Part Number Stamped on Barrel)</i> |
| B | GR2114 | - | Seal Kit, Includes: (2)Piston Ring, (1)Piston Seal, (1)Energizer Seal, (3)O-Ring, (1)Wear Ring, (1)U-Cup, (1)Wiper, (1)BU Ring |
| C | GR1517 | - | Seal Kit For Counter Balance Valve, Includes: (3) O-Rings, (3) BU Rings |

*Item is part of seal kit, item can not be purchased individually.

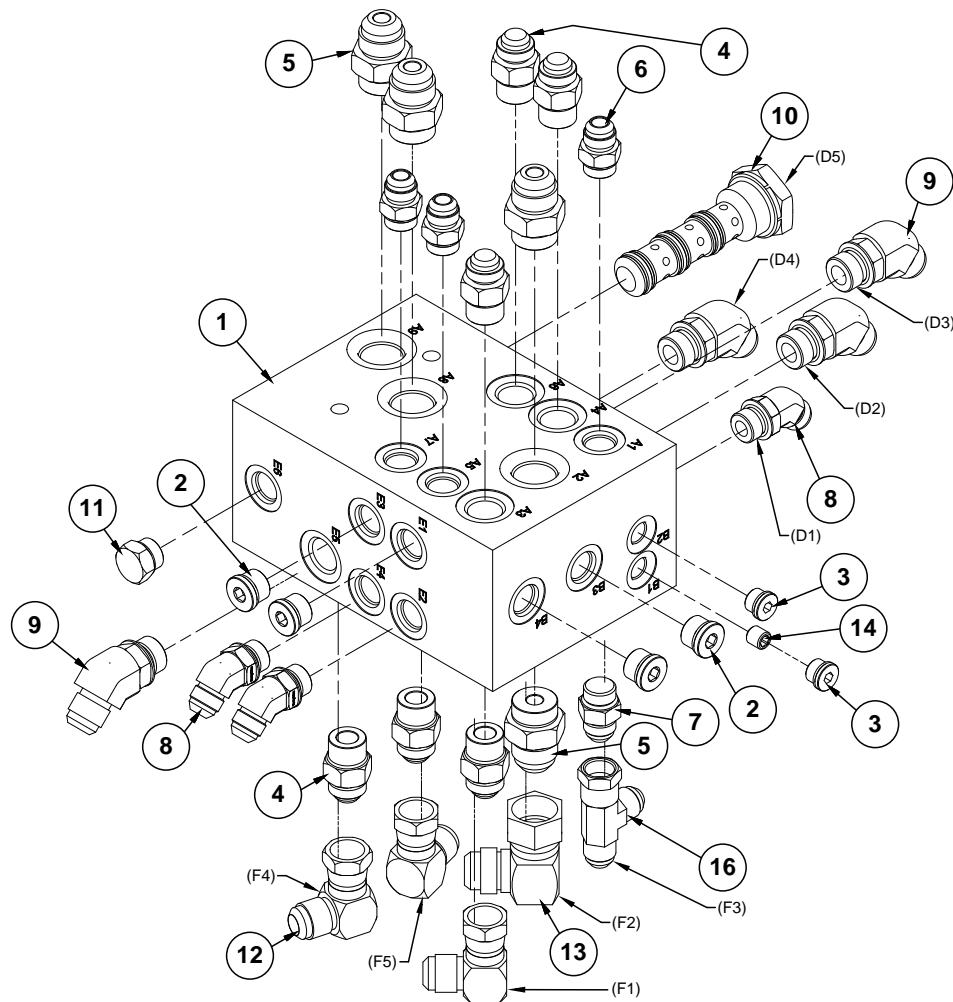
(IP1448)



| ITEM | PART NO. | QTY. | DESCRIPTION |
|------|--------------------|--------|---|
| 1 | G10640 | 2 | Grease Fitting, 1/4"-28 |
| 2 | G6408-08 GR1037 | 2 - | Plug W/O-Ring, 3/4"-16 O-Ring O-Ring |
| 3 | A17326 A17348 | 1 - | Barrel (Non-Stock Item) , 12 Row and 16 Row Barrel (Non-Stock Item) , 24 row |
| 4 | G10723 | 1 | Hex Nut, 3/4"-16, Grade 2 |
| 5 | G10827 | 1 | Cotter Pin, 1/8" x 1 3/4" |
| 6 | *D12150 | 2 | Wear Ring |
| 7 | *D12277 | 1 | T-Seal |
| 8 | GD17078 | 1 | Piston |
| 9 | *D12237 | 1 | O-Ring, No. 018 |
| 10 | *D12235 | 1 | O-Ring, No. 326 |
| 11 | *D12236 | 1 | Back-Up Ring |
| 12 | *D12251 | 1 | U-Cup |
| 13 | GD17080 | 1 | Gland |
| 14 | *D12210 | 1 | Wiper |
| 15 | GD12102 | 1 | Ring |
| 16 | GA17328 GA17350 | 1 - | Rod, 12 Row and 16 Row Rod, 24 Row |
| A | GA17325 GA17347 | - - | Hydraulic Cylinder Complete, 2" x 12.13" <i>(Part Number Stamped on Barrel)</i> 12 Row and 16 Row Hydraulic Cylinder Complete, 2" x 20" <i>(Part Number Stamped on Barrel)</i> 24 Row |
| B | GR2112 | - | Seal Kit, Includes, (1)Wear Ring, (2)O-Ring, (1)T-Seal, (1)BU Ring, (1)U-Cup, (1)Wiper |

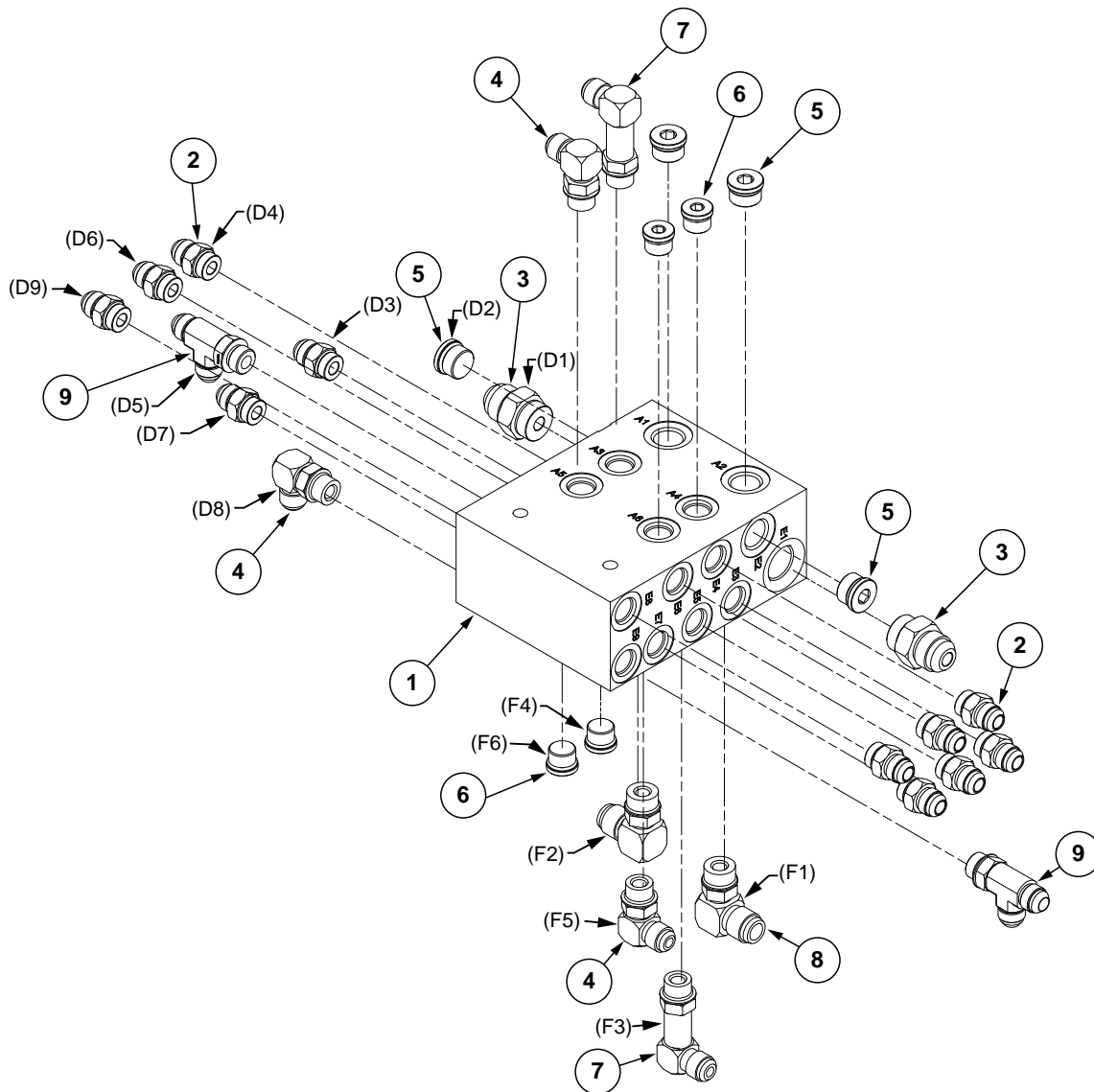
*Item is part of seal kit, item can not be purchased individually.

(A19468)



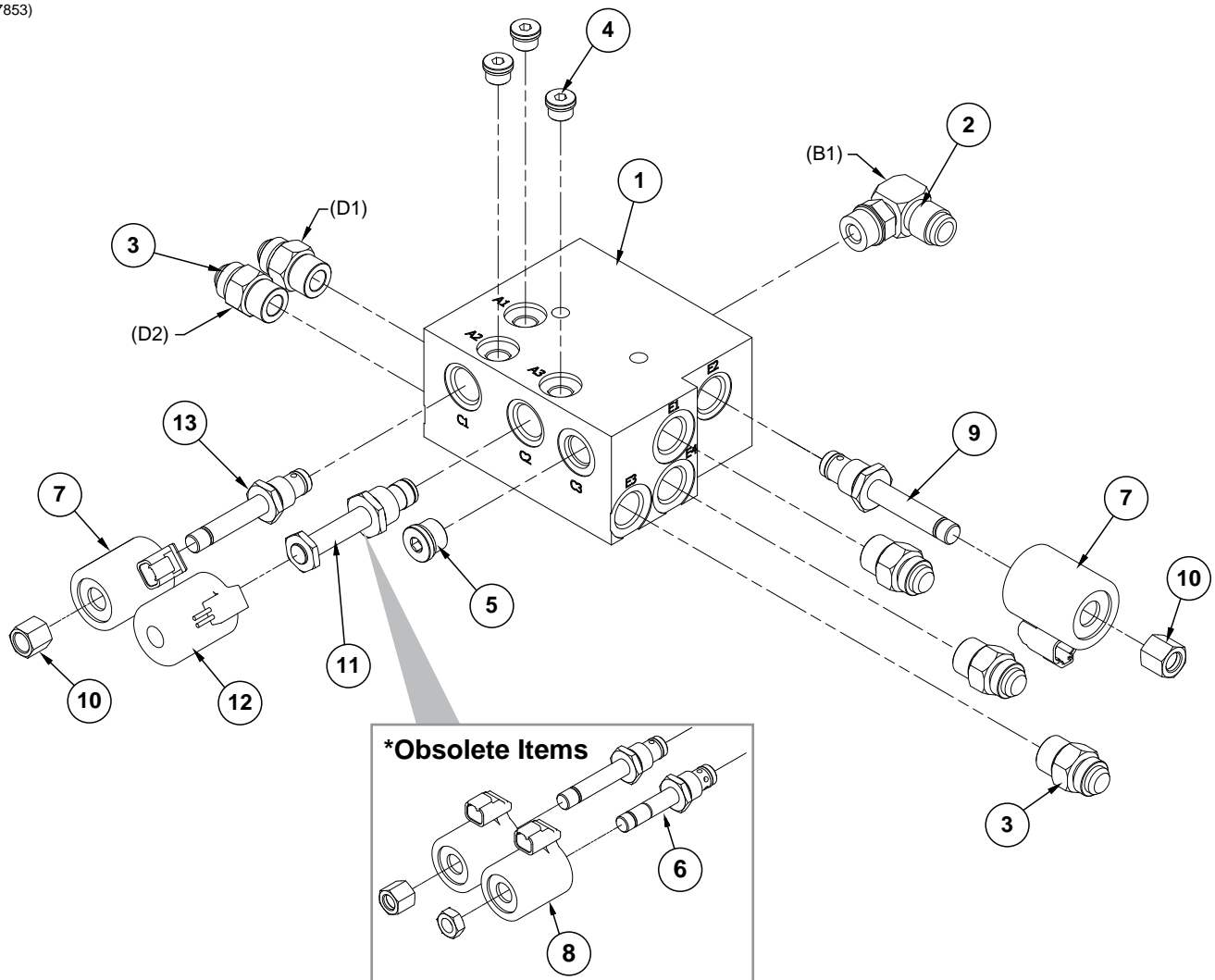
| ITEM | PART NO. | QTY. | DESCRIPTION |
|------|-----------------------|--------|--|
| 1 | GD28748 | 1 | Hydraulic Block |
| 2 | G6408-H08-O GR1037 | 4 - | Hex Socket Head Plug W/O-Ring, 3/4"-16 O-Ring O-Ring |
| 3 | G6408-H06-O GR1045 | 2 - | Hex Socket Head Plug W/O-Ring, 9/16"-18 O-Ring O-Ring |
| 4 | G6400-10 GR1466 | 6 - | Connector W/O-Ring, 7/8"-14 Male JIC To O-Ring O-Ring |
| 5 | G6400-12 GR1467 | 4 - | Connector, W/O-Ring, 1 1/16"-12 Male JIC To O-Ring O-Ring |
| 6 | G6400-08 GR1037 | 3 - | Connector W/O-Ring, 3/4"-16 Male JIC To O-Ring O-Ring |
| 7 | GA20252 | 1 | Check Valve |
| 8 | G6802-08 GR1037 | 3 - | Elbow W/O-Ring, 45°, 3/4"-16 Male JIC To O-Ring O-Ring |
| 9 | G6802-10 | 4 | Elbow W/O-Ring, 45°, 7/8"-14 x 7/8"-14 Male JIC To O-Ring |
| 10 | GA20570 | 1 | Flow Divider Valve |
| 11 | G6408-08 GR1037 | 1 - | Plug W/O-Ring, 3/4"-16 O-Ring O-Ring |
| 12 | G6500-10 | 3 | Swivel Elbow, 90°, 7/8"-14 Male JIC To Female |
| 13 | G6500-12 | 1 | Swivel Elbow, 90°, 1 1/16"-12 Male JIC To Female |
| 14 | GD29652 | 1 | Flow Restrictor Orifice |
| 15 | --- | - | --- |
| 16 | G6602-08 | 1 | Swivel Tee, 3/4"-16 JIC |

(A17852)



| ITEM | PART NO. | QTY. | DESCRIPTION |
|------|-----------------------|---------|--|
| 1 | GD26191 | 1 | Junction Block |
| 2 | G6400-08 GR1037 | 11 - | Connector W/O-Ring, 3/4"-16 Male JIC To O-Ring O-Ring |
| 3 | G6400-12 GR1467 | 2 - | Connector, W/O-Ring, 1 1/16"-12 Male JIC To O-Ring O-Ring |
| 4 | G6801-08 GR1037 | 3 - | Elbow W/O-Ring, 90°, 3/4"-16 Male JIC To O-Ring O-Ring |
| 5 | G6408-H10-0 | 4 | Hex Socket Head Plug W/O-Ring, 7/8"-14 O-Ring |
| 6 | G6408-H08-0 GR1037 | 4 - | Hex Socket Head Plug W/O-Ring, 3/4"-16 O-Ring O-Ring |
| 7 | G6801-LL-08 | 2 | X-Long Elbow W/O-Ring, 90°, 3/4"-16 Male JIC To O-Ring |
| 8 | G6801-10 GR1466 | 2 - | Elbow W/O-Ring, 90°, 7/8"-14 Male JIC To O-Ring O-Ring |
| 9 | G6804-08 GR1037 | 2 - | Adjustable Tee, 3/4"-16 Male JIC To O-Ring O-Ring |

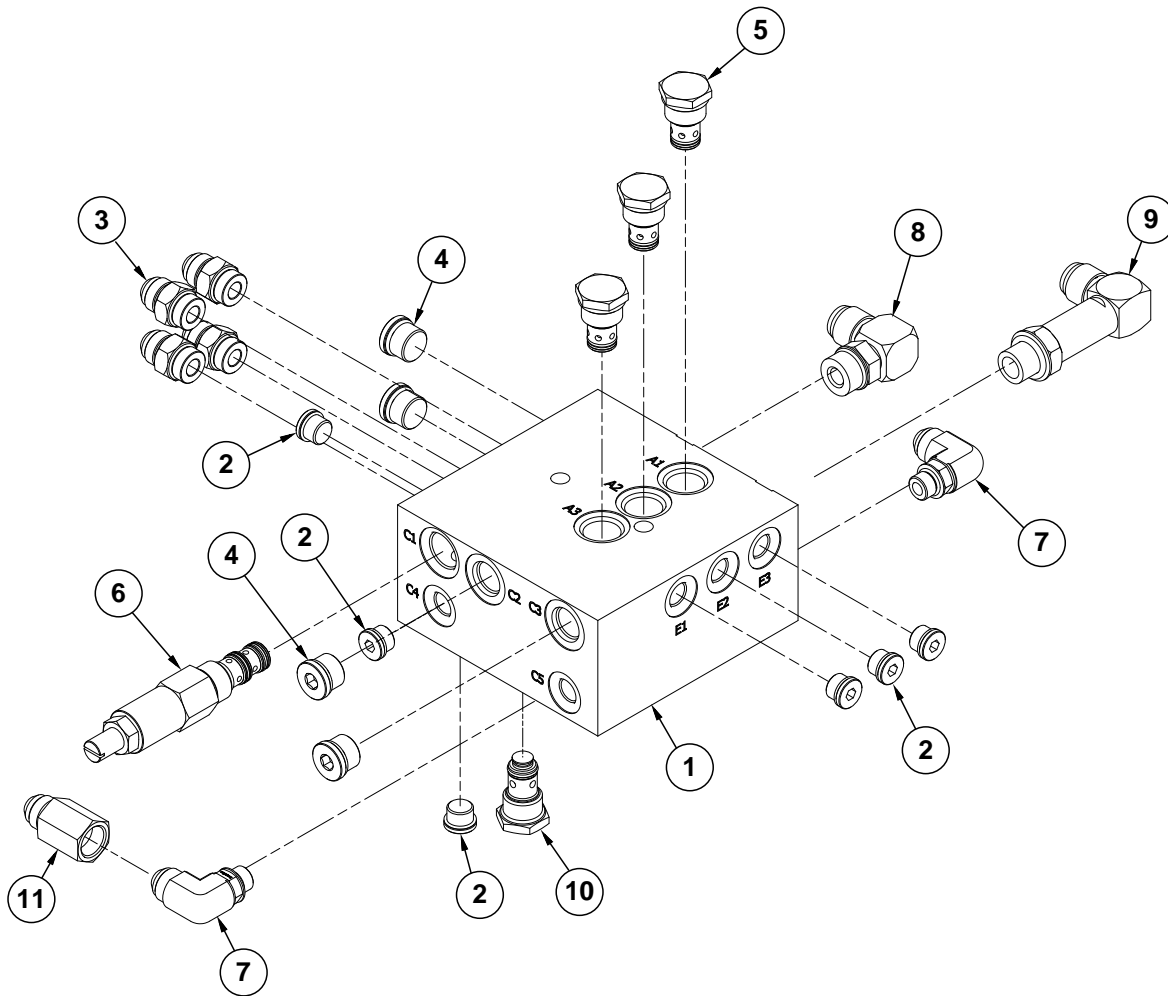
(A17853)



| ITEM | PART NO. | QTY. | DESCRIPTION |
|------|-----------------------|--------|---|
| 1 | GD26192 | 1 | Lift Valve Block |
| 2 | G6801-10 GR1466 | 1 - | Elbow W/O-Ring, 90°, 7/8"-14 Male JIC To O-Ring O-Ring |
| 3 | G6400-10 GR1466 | 5 - | Connector W/O-Ring, 7/8"-14 Male JIC To O-Ring O-Ring |
| 4 | G6408-H06-O GR1045 | 3 - | Hex Socket Head Plug W/O-Ring, 9/16"-18 O-Ring O-Ring |
| 5 | G6408-H08-0 GR1037 | 1 - | Hex Socket Head Plug W/O-Ring, 3/4"-16 O-Ring O-Ring |
| *6 | A17863 | 1 | 2-Way Pilot Operated Poppet (Delta) |
| 7 | GA14799 | 2 | Coil |
| *8 | A14799 | 1 | Coil (Delta) |
| 9 | GA16308 | 1 | Poppet Valve |
| 10 | GR1322 | 2 | Special Hex Nut, 1/2"-20 |
| 11 | GA18998 | 1 | Solenoid Valve (Eaton) |
| 12 | GA18999 | 1 | Electric Coil (Eaton) |
| 13 | GR1321 | 1 | Cartridge |

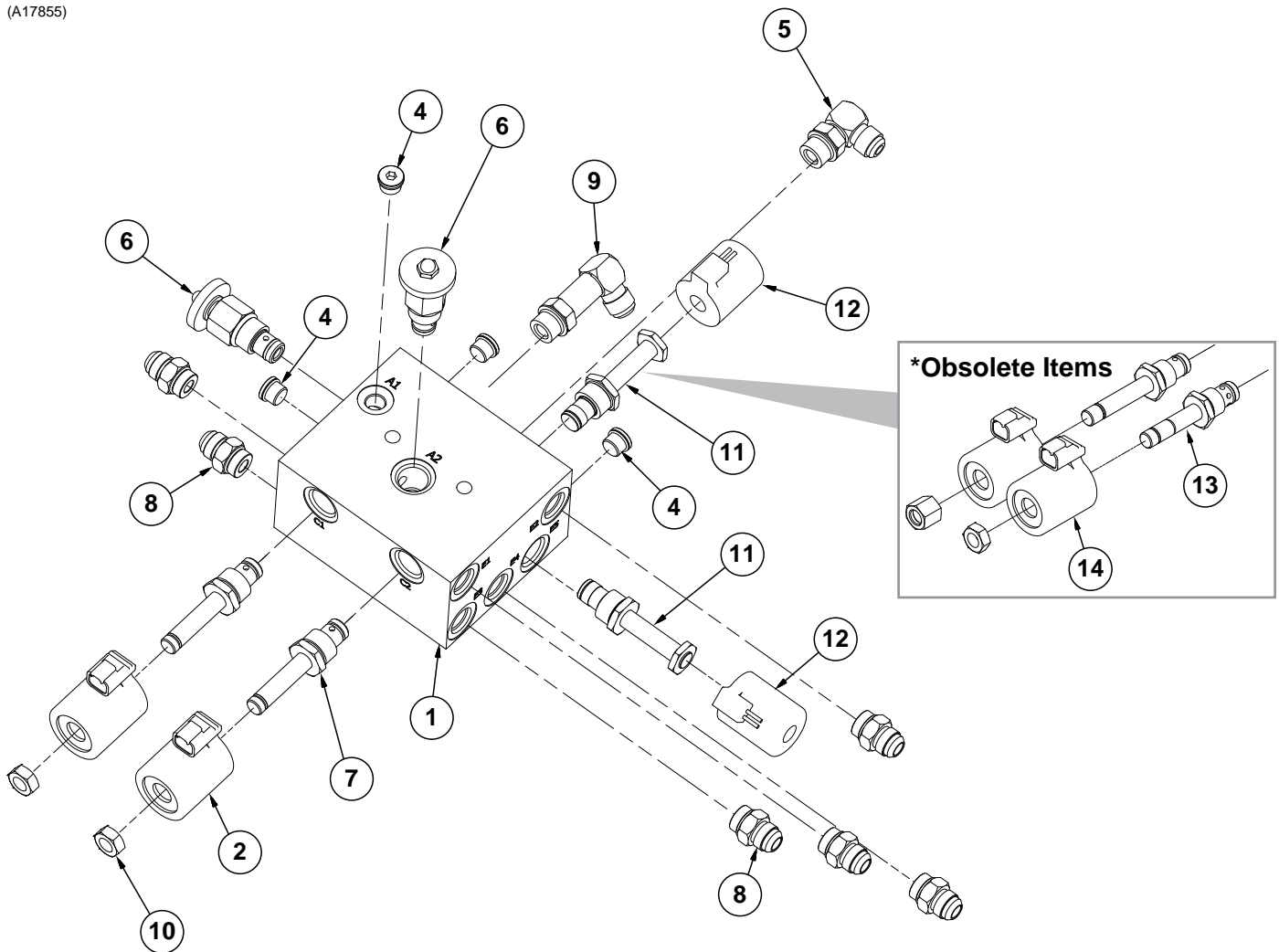
*If replacing item(s) No. 6 and/or 8. Items 11 and 12 must be purchased.

(A17854)



| ITEM | PART NO. | QTY. | DESCRIPTION |
|------|-----------------------|--------|---|
| 1 | GD27183 | 1 | Valve Body |
| 2 | G6408-H06-O GR1045 | 6 - | Hex Socket Head Plug W/O-Ring, 9/16"-18 O-Ring O-Ring |
| 3 | G6400-08 GR1037 | 4 - | Connector W/O-Ring, 3/4"-16 Male JIC To O-Ring O-Ring |
| 4 | G6408-H08-0 GR1037 | 4 - | Hex Socket Head Plug W/O-Ring, 3/4"-16 O-Ring O-Ring |
| 5 | GA4293 | 3 | Check Valve Cartridge |
| 6 | GA17861 GA18873 | 1 - | Pilot Operated Reducing/Relief Valve, 16 Row and 24 Row Pilot Operated Reducing/Relief Valve, 12 Row |
| 7 | G6801-08-06 GR1045 | 2 - | Elbow W/O-Ring, 90°, 3/4"-16 Male JIC To 9/16"-18 O-Ring O-Ring |
| 8 | G6801-10 GR1466 | 1 - | Elbow W/O-Ring, 90°, 7/8"-14 Male JIC To O-Ring O-Ring |
| 9 | G6801-LL-10 GR1466 | 1 - | X-Long Elbow W/O-Ring, 90°, 7/8"-14 Male JIC To O-Ring O-Ring |
| 10 | GA18992 | 1 | Check Valve |
| 11 | GA19432 | 1 | Inline Check Valve |

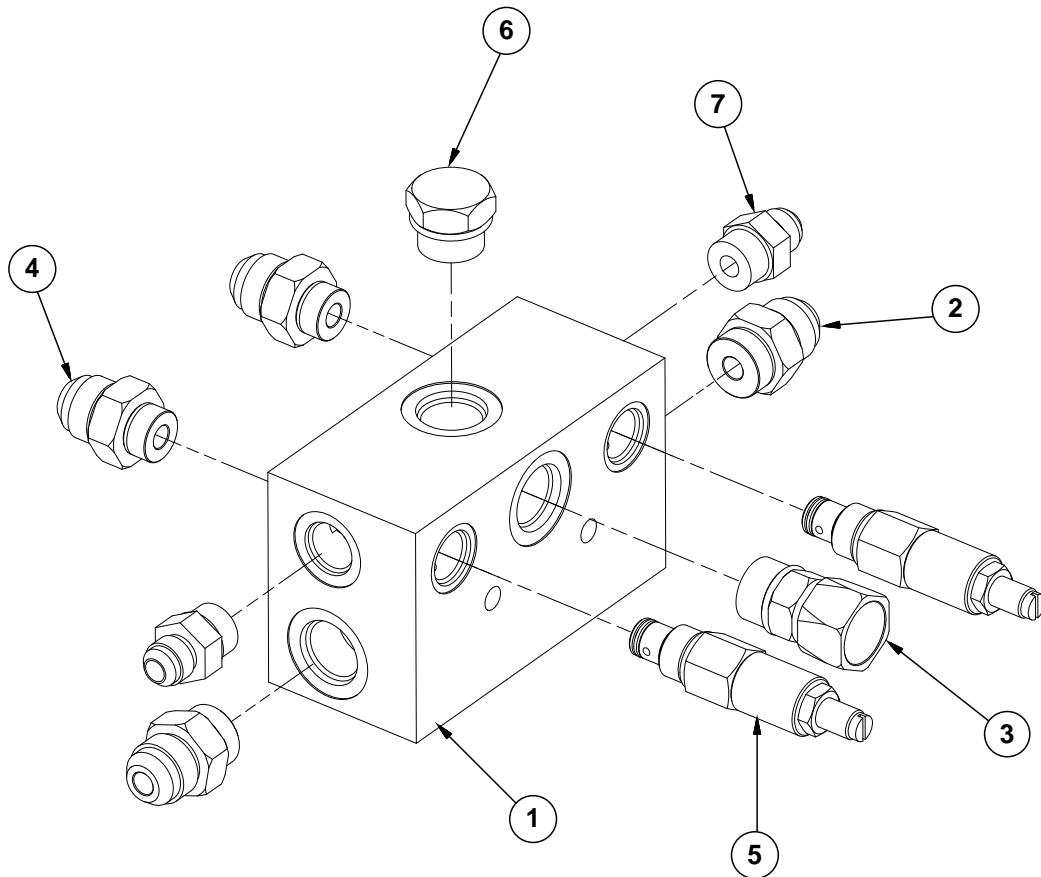
(A17855)



| ITEM | PART NO. | QTY. | DESCRIPTION |
|------|-----------------------|--------|---|
| 1 | GD26194 | 1 | Block |
| 2 | GA14799 | 2 | Coil |
| 3 | --- | - | --- |
| 4 | G6408-H06-O GR1045 | 4 - | Hex Socket Head Plug W/O-Ring, 1/16"-18 O-Ring O-Ring |
| 5 | G6801-08 GR1037 | 1 - | Elbow W/O-Ring, 90°, 3/4"-16 Male JIC To O-Ring O-Ring |
| 6 | GA3413 | 2 | Flow Control Valve |
| 7 | GR0763 | 2 | Cartridge |
| 8 | G6400-08 GR1037 | 6 - | Connector W/O-Ring, 3/4"-16 Male JIC To O-Ring O-Ring |
| 9 | G6801-LL-08 | 1 | X-Long Elbow W/O-Ring, 90°, 3/4"-16 Male JIC To O-Ring |
| 10 | GR0761 | 2 | Special Hex Nut, 1/2"-20 |
| 11 | GA18998 | 2 | Solenoid Valve (Eaton) |
| 12 | GA18999 | 2 | Electric Coil (Eaton) |
| *13 | A17863 | 1 | 2-Way Pilot Operated Poppet (Delta) |
| *14 | A14799 | 1 | Coil (Delta) |

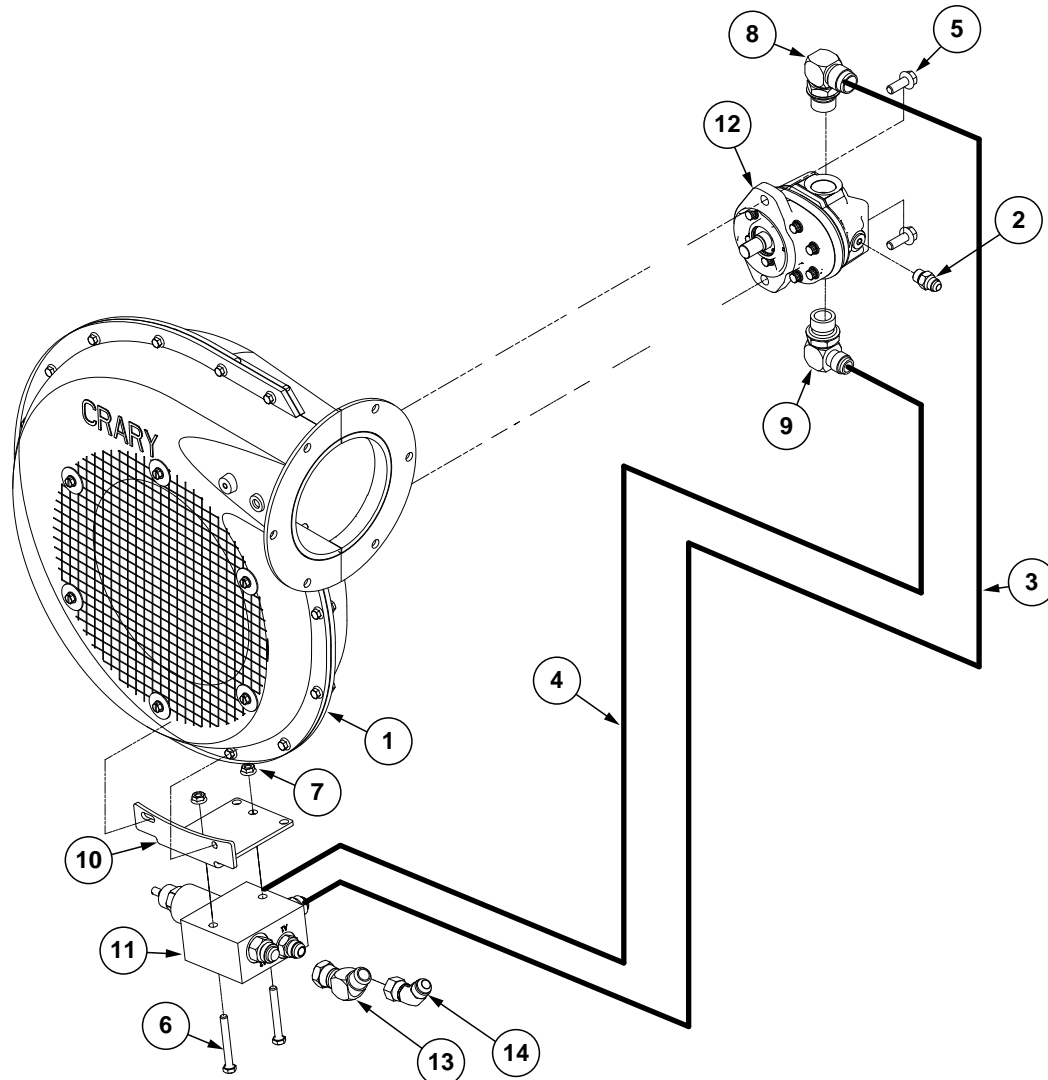
*If replacing item(s) No. 13 and/or 14. Items 11 and 12 must be purchased.

(A18309)



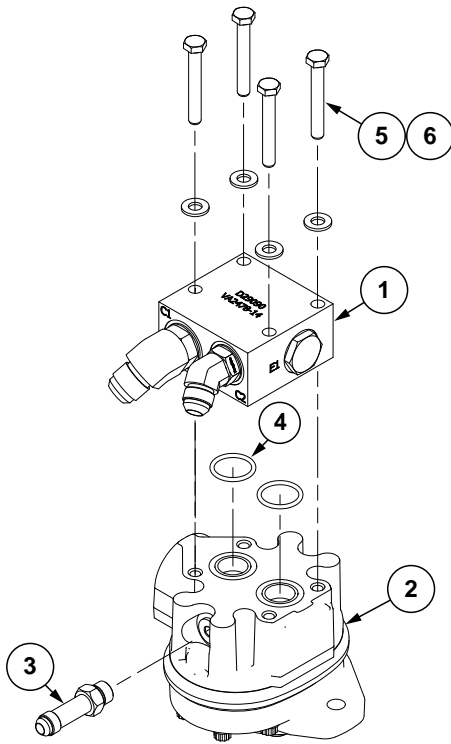
| ITEM | PART NO. | QTY. | DESCRIPTION |
|------|-----------------------|--------|--|
| 1 | GD26510 | 1 | Block |
| 2 | G6400-12 GR1467 | 2 - | Connector, W/O-Ring, 1 1/16"-12 Male JIC To O-Ring O-Ring |
| 3 | G6402-12-12 | 1 | Connector, 1 1/16"-12 Female JIC |
| 4 | G6400-12-10 | 2 | Connector W/O-Ring, 1 1/16"-12 JIC To 7/8"-14 O-Ring |
| 5 | GA17426 | 2 | Pressure Relief Valve (3000 PSI) |
| 6 | G6408-12 | 1 | Plug W/O-Ring, 1 1/16"-12 O-Ring |
| 7 | G6400-08-10 GR1466 | 2 - | Connector W/O-Ring, 3/4"-16 Male JIC To 7/8"-14 O-Ring O-Ring |

A16098



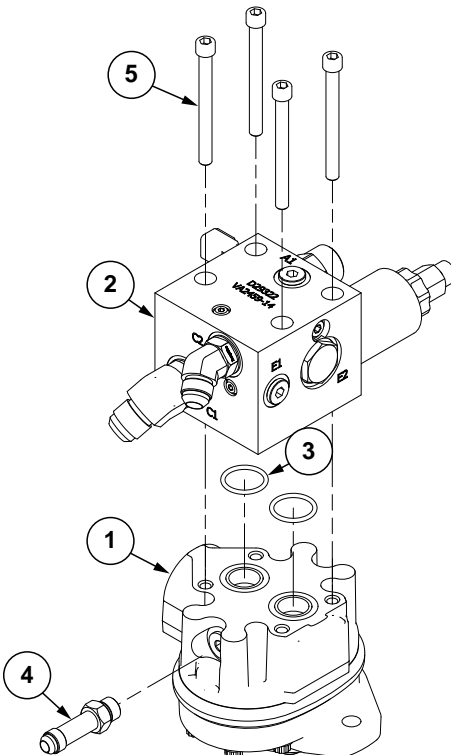
| ITEM | PART NO. | QTY. | DESCRIPTION |
|------|--------------------|--------|--|
| 1 | GA14573 | 1 | See "Bulk Fill Fan Assembly" on page P57 |
| 2 | G6400-06 GR1045 | 1 - | Connector W/O-Ring, 1/16"-18 Male JIC To O-Ring O-Ring |
| 3 | *A11490-34 | 1 | Hose Assembly, 5/8" x 34" |
| 4 | *A18645-34 | 1 | Hose Assembly, 1/2" x 34" (08F-10F) |
| 5 | G11124 | 2 | Hex Serrated Flange Cap Screw, 3/8"-16 x 1" |
| 6 | G10060 | 2 | Hex Head Cap Screw, 5/16"-18 x 2 1/2" |
| 7 | G10620 | 2 | Serrated Flange Nut, 5/16"-18 |
| 8 | G6801-12 GR1467 | 1 - | Elbow W/O-Ring, 90°, 1 1/16"-12 Male JIC To O-Ring O-Ring |
| 9 | G6801-10-12 | 1 | Elbow W/O-Ring, 90°, 7/8"-14 Male JIC To 1 1/16"-12 O-Ring |
| 10 | GD27514 | 1 | Vacuum Block Motor |
| 11 | --- | 1 | See "Bulk Fill Hydraulic Block (Style A)" on page P214 |
| 12 | GA14574 | 1 | Hydraulic Motor |
| 13 | G6502-10 | 1 | Swivel Elbow, 45°, 7/8"-14 Male JIC To Female |
| 14 | G6502-08 | 1 | Swivel Elbow, 45°, 3/4"-16 Male JIC To Female |
| A | GR1960 | - | Hydraulic Motor Seal Kit |
| B | GR2179 | - | Hydraulic Motor (Shaft) Seal Kit |

* Hydraulic hose is not stocked by Kinze Repair Parts, but can be made available on a special order basis. Call for quote.



KPMIII/Mechanical ISOBUS

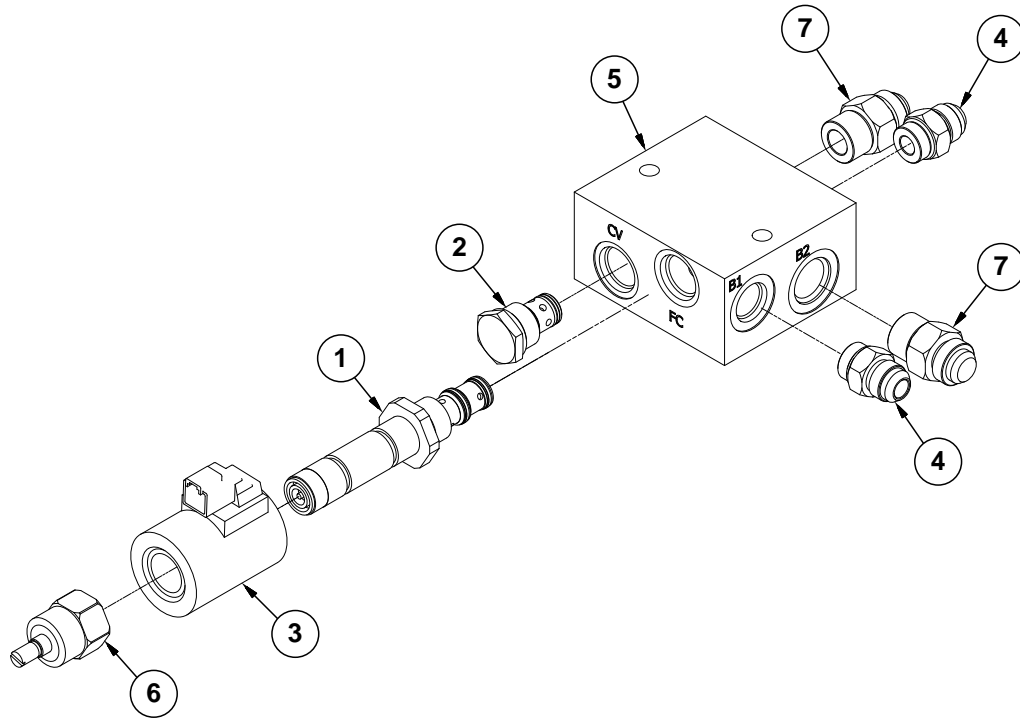
| ITEM | PART NO. | QTY. | DESCRIPTION |
|------|------------|------|--|
| 1 | --- | 1 | See "Bulk Fill Hydraulic Block (Style B)" on page P215 |
| 2 | GA14902 | 1 | Hydraulic Gear Motor |
| 3 | G6400-L-06 | 1 | Long Connector W/O-Ring, 5/16"-18 Male JIC To O-Ring |
| | GR1045 | - | O-Ring |
| 4 | GD12075 | 2 | O-Ring, #120 |
| 5 | G10069 | 4 | Hex Head Cap Screw, 5/16"-18 x 2 1/4" |
| 6 | G11386 | 4 | Flat Washer, 5/16" SAE |



Advanced ISOBUS

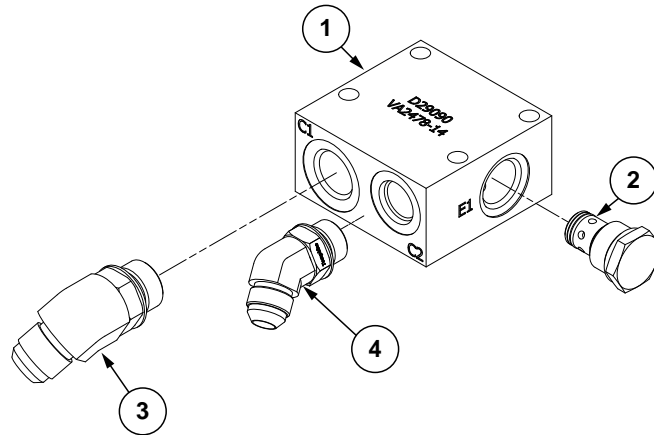
| ITEM | PART NO. | QTY. | DESCRIPTION |
|------|------------|------|--|
| 1 | GA14902 | 1 | Hydraulic Gear Motor |
| 2 | --- | 1 | See "Bulk Fill Hydraulic Block (Style B)" on page P215 |
| 3 | GD12075 | 2 | O-Ring, #120 |
| 4 | G6400-L-06 | 1 | Long Connector W/O-Ring, 5/16"-18 Male JIC To O-Ring |
| | GR1045 | - | O-Ring |
| 5 | G11665 | 4 | Hex Socket Head Cap Screw, 5/16"-18 x 3 1/4" |

A19156



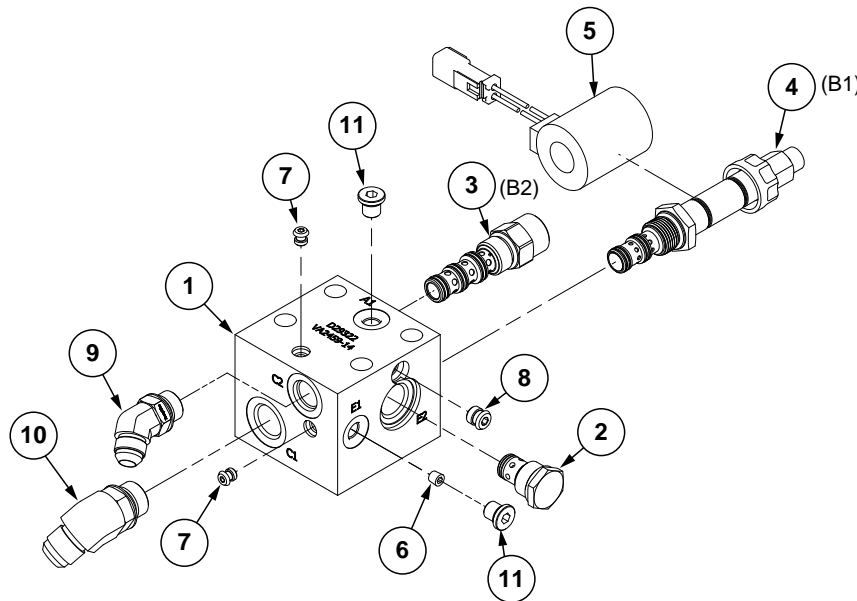
| ITEM | PART NO. | QTY. | DESCRIPTION |
|------|--------------------|--------|--|
| 1 | GA16097 | 1 | PWM Valve, 8 GPM |
| 2 | GA4293 | 1 | Check Valve Cartridge |
| 3 | GA13079 | 1 | Coil |
| 4 | G6400-08 GR1037 | 2 - | Connector W/O-Ring, 3/4"-16 Male JIC To O-Ring O-Ring |
| 5 | GD27513 | 1 | Bulk Fill Block |
| 6 | GR1846 | 1 | Manual Override |
| 7 | G6400-10 GR1466 | 2 - | Connector W/O-Ring, 7/8"-14 Male JIC To O-Ring O-Ring |

(A20280)



| ITEM | PART NO. | QTY. | DESCRIPTION |
|------|--------------------|--------|---|
| 1 | GD29090 | 1 | Valve Block |
| 2 | GA4293 | 1 | Check Valve Cartridge |
| 3 | G6802-10 | 1 | Elbow W/O-Ring, 45°, 7/8"-14 x 7/8"-14 Male JIC To O-Ring |
| 4 | G6802-08 GR1037 | 1 - | Elbow W/O-Ring, 45°, 3/4"-16 Male JIC To O-Ring O-Ring |

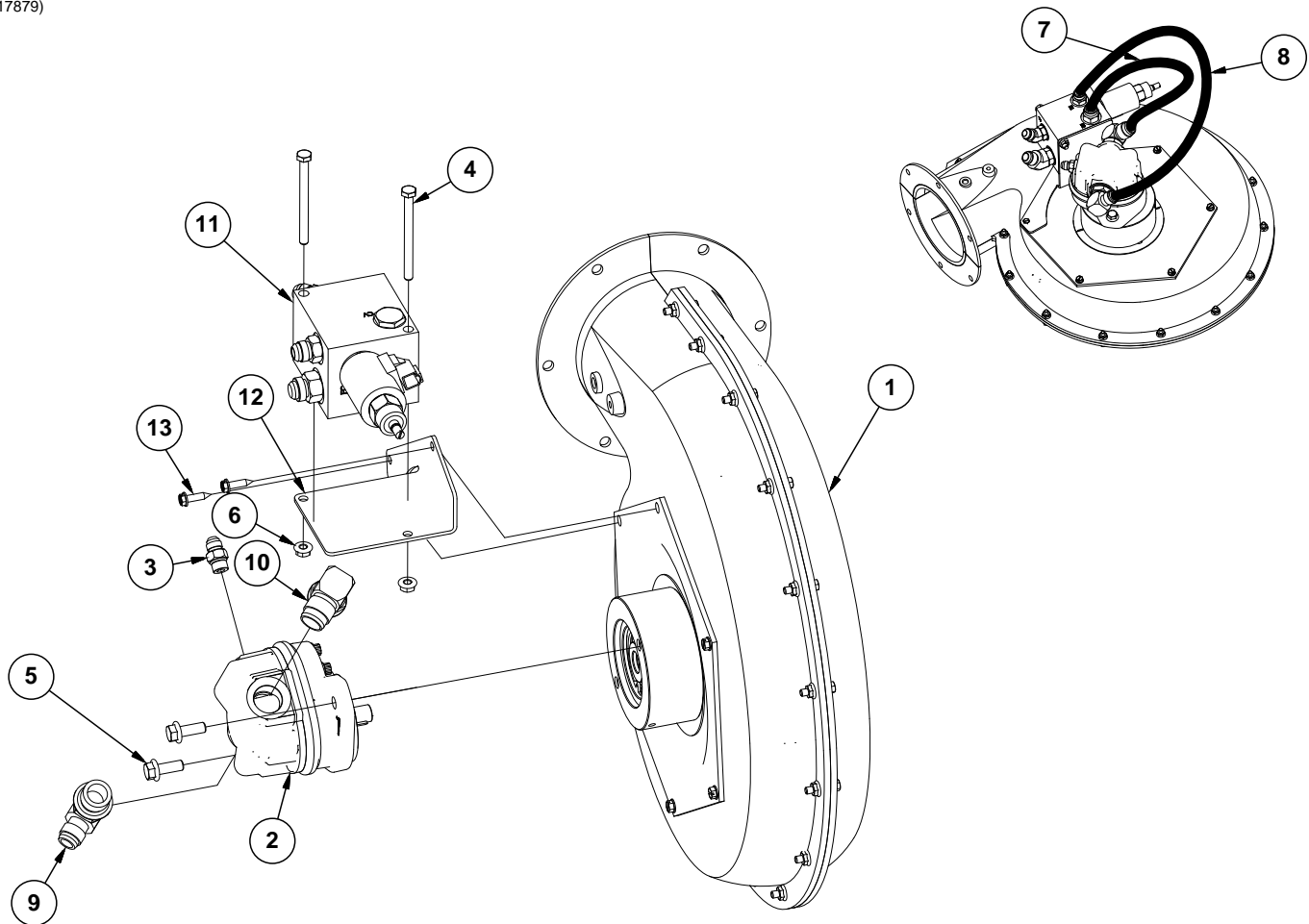
(A20279)



| ITEM | PART NO. | QTY. | DESCRIPTION |
|------|-------------|------|--|
| 1 | GD29322 | 1 | Valve Block |
| 2 | GA4293 | 1 | Check Valve Cartridge |
| 3 | GA20270 | 1 | Pressure Compensator, 150 PSI |
| 4 | GA20271 | 1 | Proportional Flow Control, 0-8 GPM |
| 5 | GA20272 | 1 | Coil, 12VDC |
| 6 | GD29315 | 1 | Flow Restrictor Orifice, .015 |
| 7 | GD29318 | 2 | Plug |
| 8 | GD29321 | 1 | Plug |
| 9 | G6802-08 | 1 | Elbow W/O-Ring, 45°, 3/4"-16 x 3/4"-16 |
| 10 | G6802-10 | 1 | Elbow W/O-Ring, 45°, 7/8"-14 x 7/8"-14 |
| 11 | G6408-H04-0 | 2 | Hex Socket Head Plug, 7/16"-20 |

This page left blank intentionally.

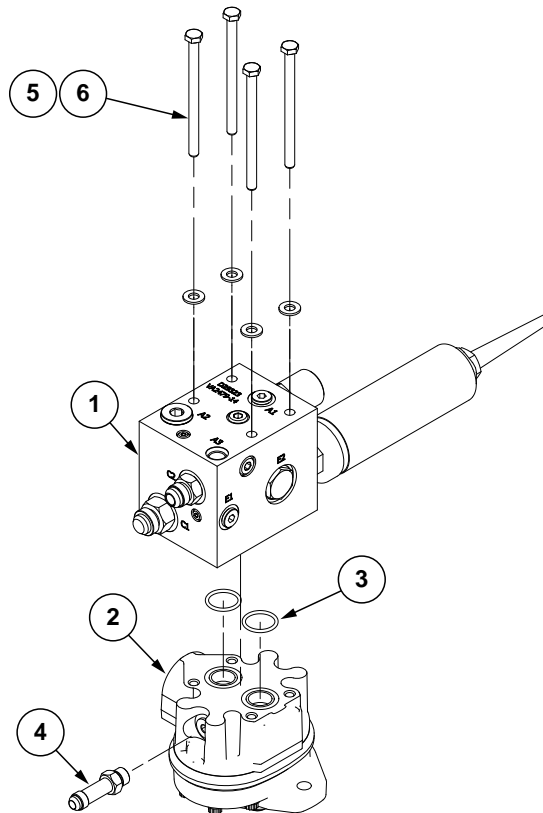
(A17879)



| ITEM | PART NO. | QTY. | DESCRIPTION |
|------|--------------------|--------|---|
| 1 | GA17880 | 1 | See "Vacuum Fan Assembly" on page P47 |
| 2 | GA14574 | 1 | Hydraulic Motor |
| 3 | G6400-06 GR1045 | 1 - | Connector W/O-Ring, 5/16"-18 Male JIC To O-Ring O-Ring |
| 4 | G11309 | 2 | Hex Head Cap Screw, 5/16"-18 x 3 3/4" |
| 5 | G11124 | 2 | Hex Serrated Flange Cap Screw, 3/8"-16 x 1" |
| 6 | G10620 | 2 | Serrated Flange Nut, 5/16"-18 |
| 7 | *A11488 | 1 | Hose Assembly, 5/8" x 26" (10F-12F) |
| 8 | *A18644 | 1 | Hose Assembly, 1/2" x 34" (8F-10F) |
| 9 | G6801-10-12 | 1 | Elbow W/O-Ring, 90°, 7/8"-14 Male JIC To 1 1/16"-12 O-Ring |
| 10 | G6801-12 GR1467 | 1 - | Elbow W/O-Ring, 90°, 1 1/16"-12 Male JIC To O-Ring O-Ring |
| 11 | GA19155 | 1 | See "Hydraulic Valve Block on Vacuum Motor, Advanced ISOBUS (Style A)" on page P219 |
| 12 | GD27680 | 1 | Hydraulic Manifold Mount |
| 13 | G11644 | 2 | Slotted Hex Non-Serrated Flange Tapping Screw, 1/4"-20 x 1" |
| A | GR1960 | - | Hydraulic Motor Seal Kit |
| B | GR2179 | - | Hydraulic Motor (Shaft) Seal Kit |

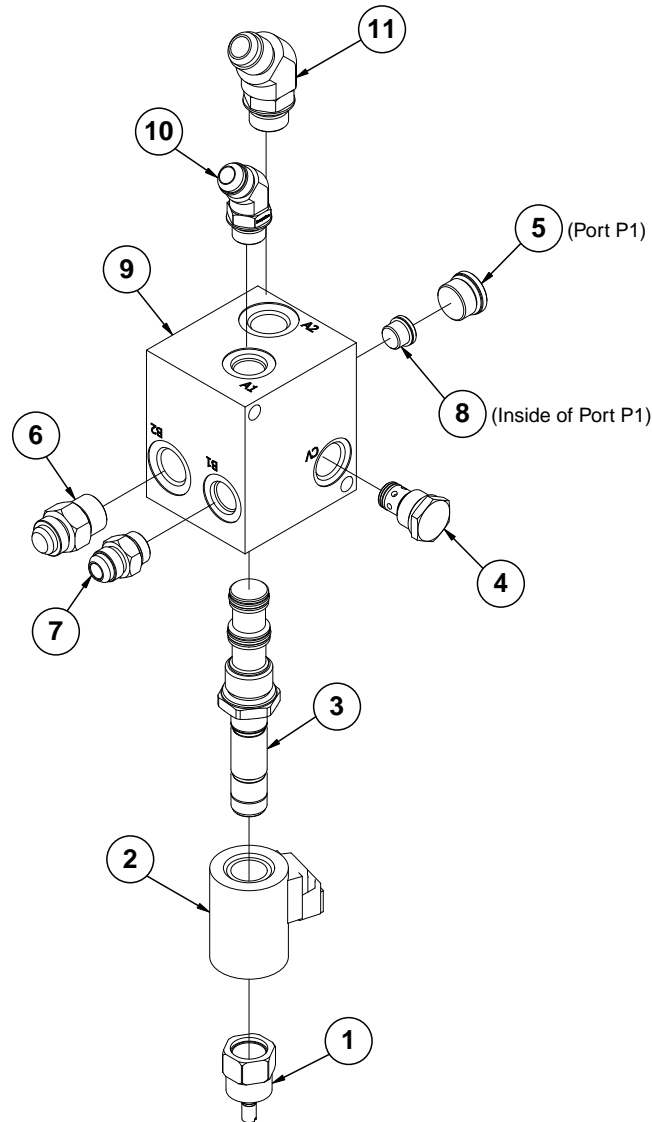
* Hydraulic hose is not stocked by Kinze Repair Parts, but can be made available on a special order basis. Call for quote.

(A20064)



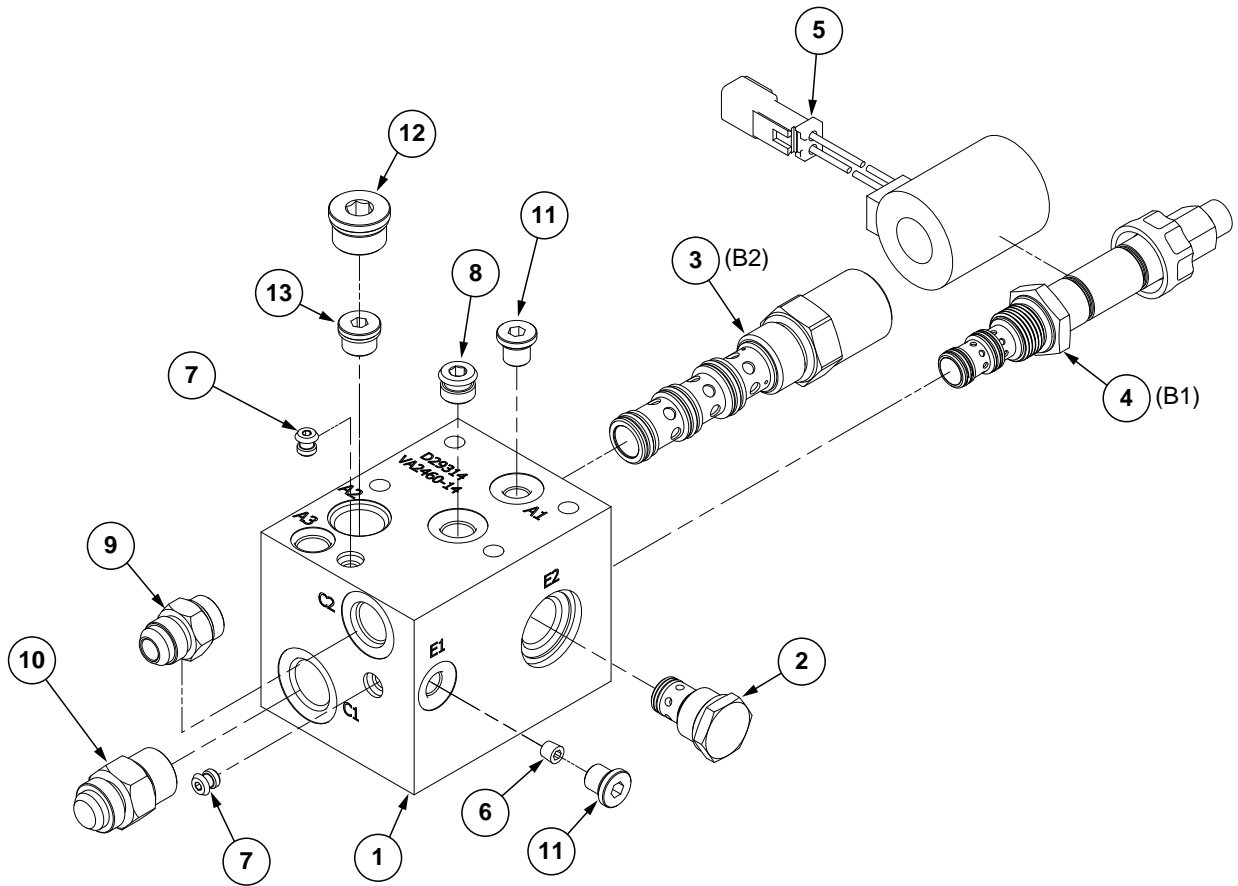
| ITEM | PART NO. | QTY. | DESCRIPTION |
|------|----------------------|------|--|
| 1 | --- | - | See "Hydraulic Valve Block on Vacuum Motor, Advanced ISOBUS (Style B)" on page P220 See "Hydraulic Valve Block on Vacuum Motor, Advanced ISOBUS (Style B)" on page P220 |
| 2 | GA14902 | 1 | Hydraulic Gear Motor |
| 3 | GD12075 | 2 | O-Ring, #120 |
| 4 | G6400-L-06 GR1045 | 1 | Long Connector W/O-Ring, 9/16"-18 Male JIC To O-Ring O-Ring |
| 5 | G11386 | 4 | Flat Washer, 5/16" SAE |
| 6 | G10661 | 4 | Hex Head Cap Screw, 5/16" x 4 1/2" |

(A19155)



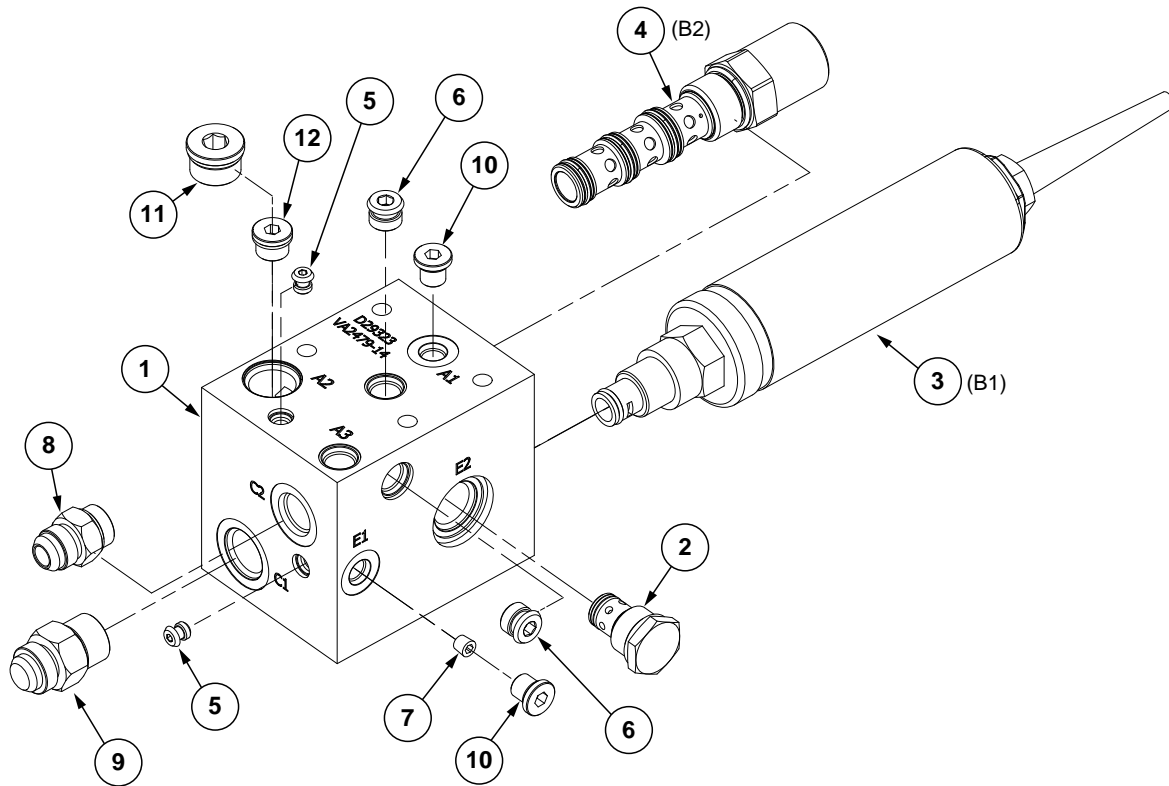
| ITEM | PART NO. | QTY. | DESCRIPTION |
|------|-----------------------|--------|---|
| 1 | GR1846 | 1 | Manual Override |
| 2 | GA13079 | 1 | Coil |
| 3 | GA18044 | 1 | PWM Valve |
| 4 | GA4293 | 1 | Check Valve |
| 5 | G6408-H10-0 | 1 | Hex Socket Head Plug W/O-Ring, 7/8"-14 O-Ring |
| 6 | G6400-10 GR1466 | 1 - | Connector W/O-Ring, 7/8"-14 Male JIC To O-Ring O-Ring |
| 7 | G6400-08 GR1037 | 1 - | Connector W/O-Ring, 3/4"-16 Male JIC To O-Ring O-Ring |
| 8 | G6408-H06-O GR1045 | 1 - | Hex Socket Head Plug W/O-Ring, 9/16"-18 O-Ring O-Ring |
| 9 | GD27512 | 1 | Vacuum Block |
| 10 | G6802-08 GR1037 | 1 - | Elbow W/O-Ring, 45°, 3/4"-16 Male JIC To O-Ring O-Ring |
| 11 | G6802-10 | 1 | Elbow W/O-Ring, 45°, 7/8"-14 x 7/8"-14 Male JIC To O-Ring |
| A | GR2041 | - | Check Valve Cartridge Seal Kit |

(A20268)



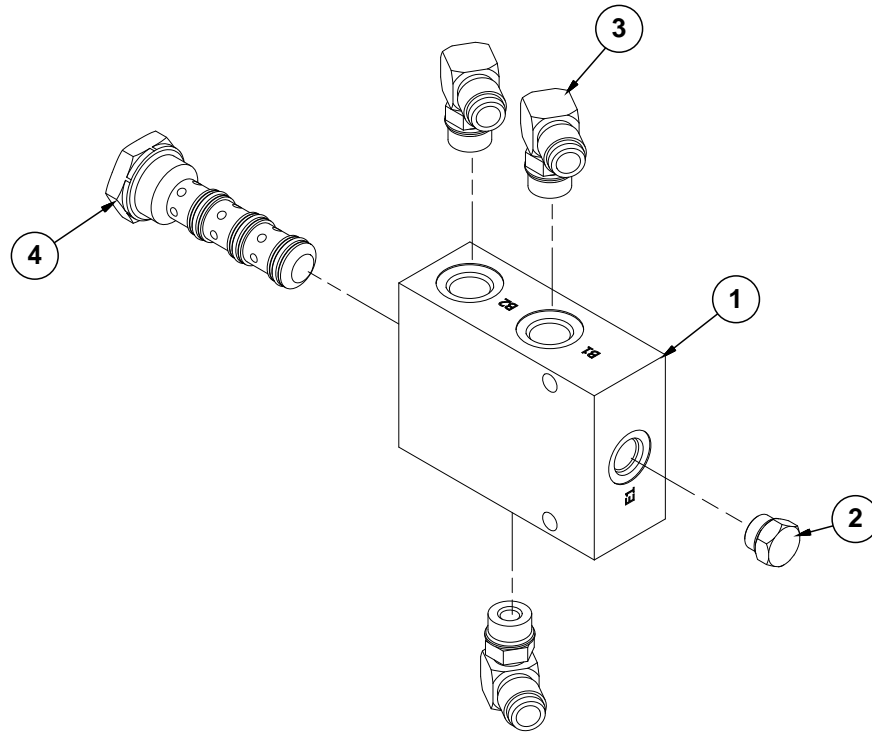
| ITEM | PART NO. | QTY. | DESCRIPTION |
|------|-----------------------|------|--|
| 1 | GD29314 | 1 | Valve Block |
| 2 | GA4293 | 1 | Check Valve Cartridge |
| 3 | GA20269 | 1 | Pressure Compensator, 160 PSI |
| 4 | GA20271 | 1 | Proportional Flow Control, 0-8 GPM |
| 5 | GA20272 | 1 | Coil, 12VDC |
| 6 | GD29315 | 1 | Flow Restrictor Orifice, .015 |
| 7 | GD29318 | 2 | Plug |
| 8 | GD29319 | 1 | Plug |
| 9 | G6400-08 GR1037 | 1 | Connector W/O-Ring, 3/8"-16 Male JIC To O-Ring O-Ring |
| 10 | G6400-10 GR1466 | 1 | Connector W/O-Ring, 7/8"-14 Male JIC To O-Ring O-Ring |
| 11 | G6408-H04-0 | 2 | Hex Socket Head Plug, 7/16"-20 |
| 12 | G6408-H10-0 | 1 | Hex Socket Head Plug W/O-Ring, 7/8"-14 O-Ring |
| 13 | G6408-H06-0 GR1045 | 1 | Hex Socket Head Plug W/O-Ring, 9/16"-18 O-Ring O-Ring |

(A20292)



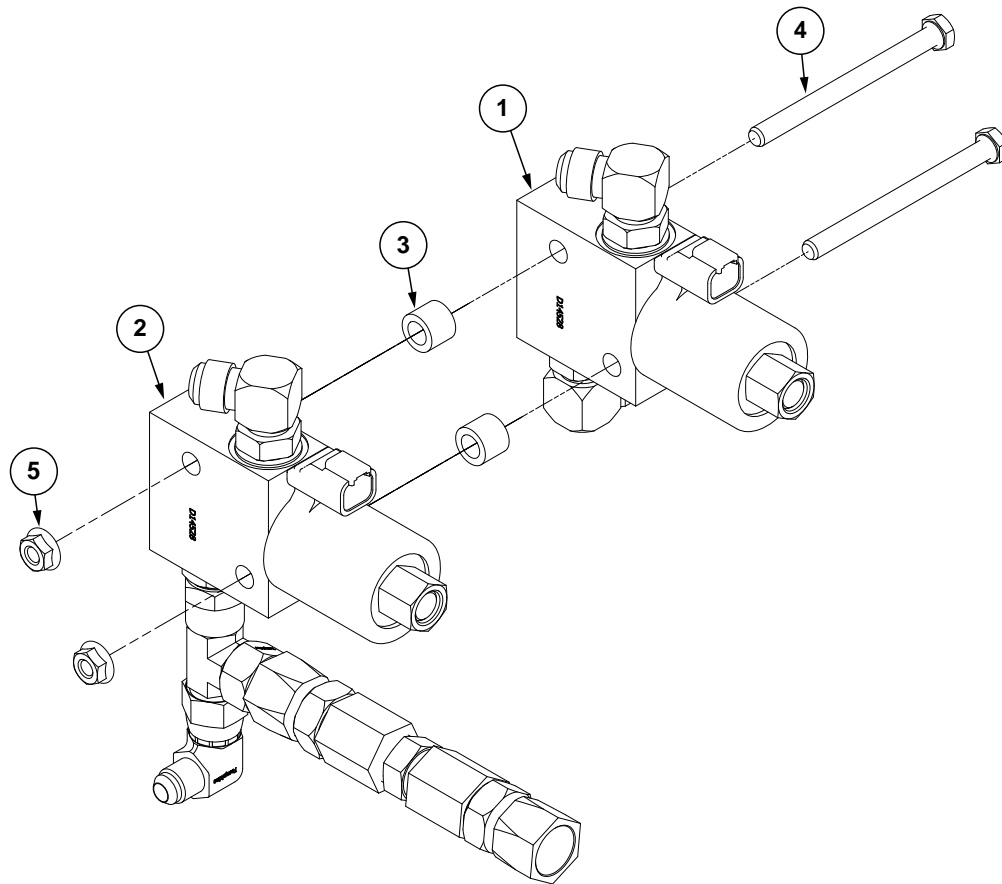
| ITEM | PART NO. | QTY. | DESCRIPTION |
|------|-----------------------|------|--|
| 1 | GD29323 | 1 | Valve Block |
| 2 | GA4293 | 1 | Check Valve Cartridge |
| 3 | GA11799 | 1 | Flow Control Cartridge W/Terminals |
| 4 | GA20293 | 1 | Pressure Compensator, 80 PSI |
| 5 | GD29318 | 2 | Plug |
| 6 | GD29319 | 2 | Plug |
| 7 | GD29324 | 1 | Flow Restrictor Orifice, .020" Diameter |
| 8 | G6400-08 GR1037 | 1 | Connector W/O-Ring, 3/4"-16 Male JIC To O-Ring O-Ring |
| 9 | G6400-10 GR1466 | 1 | Connector W/O-Ring, 7/8"-14 Male JIC To O-Ring O-Ring |
| 10 | G6408-H04-0 | 2 | Hex Socket Head Plug, 7/16"-20 |
| 11 | G6408-H10-0 | 1 | Hex Socket Head Plug W/O-Ring, 7/8"-14 O-Ring |
| 12 | G6408-H06-0 GR1045 | 1 | Hex Socket Head Plug W/O-Ring, 9/16"-18 O-Ring O-Ring |

(A18858)



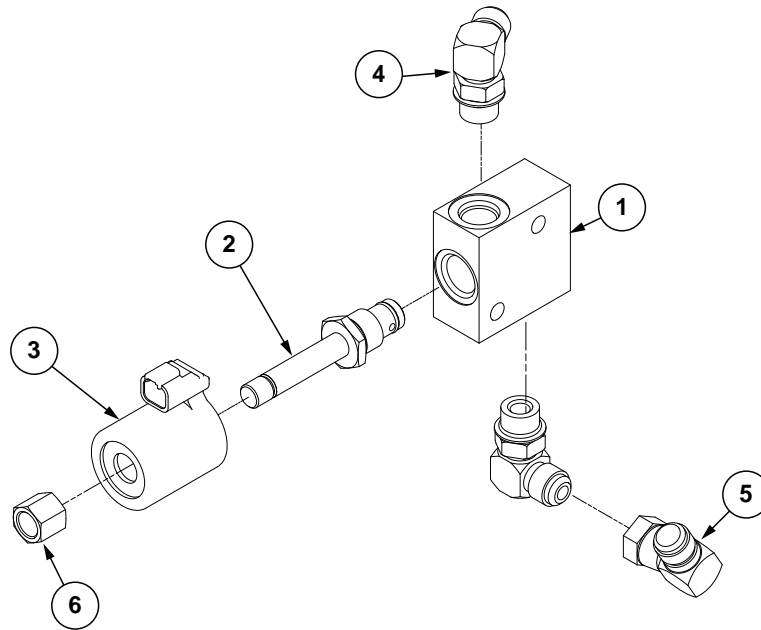
| ITEM | PART NO. | QTY. | DESCRIPTION |
|------|----------|------|---|
| 1 | GD27064 | 1 | Hydraulic Valve Block |
| 2 | G6408-08 | 1 | Plug W/O-Ring, 3/4"-16 O-Ring |
| | GR1037 | - | O-Ring |
| 3 | G6801-10 | 3 | Elbow W/O-Ring, 90°, 7/8"-14 Male JIC To O-Ring |
| | GR1466 | - | O-Ring |
| 4 | GA18855 | 1 | Flow Divider Valve |

(A20921)



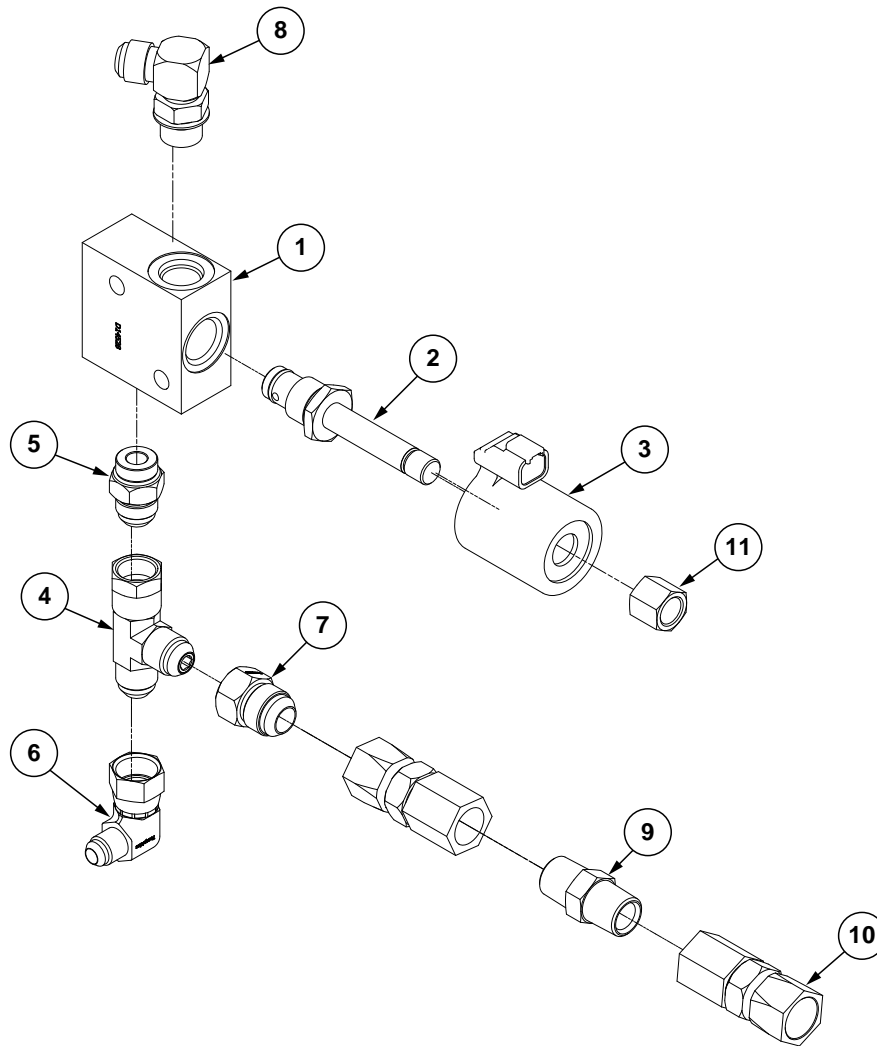
| ITEM | PART NO. | QTY. | DESCRIPTION |
|------|-----------|------|---|
| 1 | --- | 1 | See "Axle Bleed Down Block" on page P224 |
| 2 | --- | 1 | See "Pilot Bleed Down Block" on page P225 |
| 3 | GD2971-05 | 2 | Sleeve, 1/2" Long |
| 4 | G11309 | 2 | Hex Head Cap Screw, 5/16"-18 x 3 3/4" |
| 5 | G10620 | 2 | Serrated Flange Nut, 5/16"-18 |

(A20923)



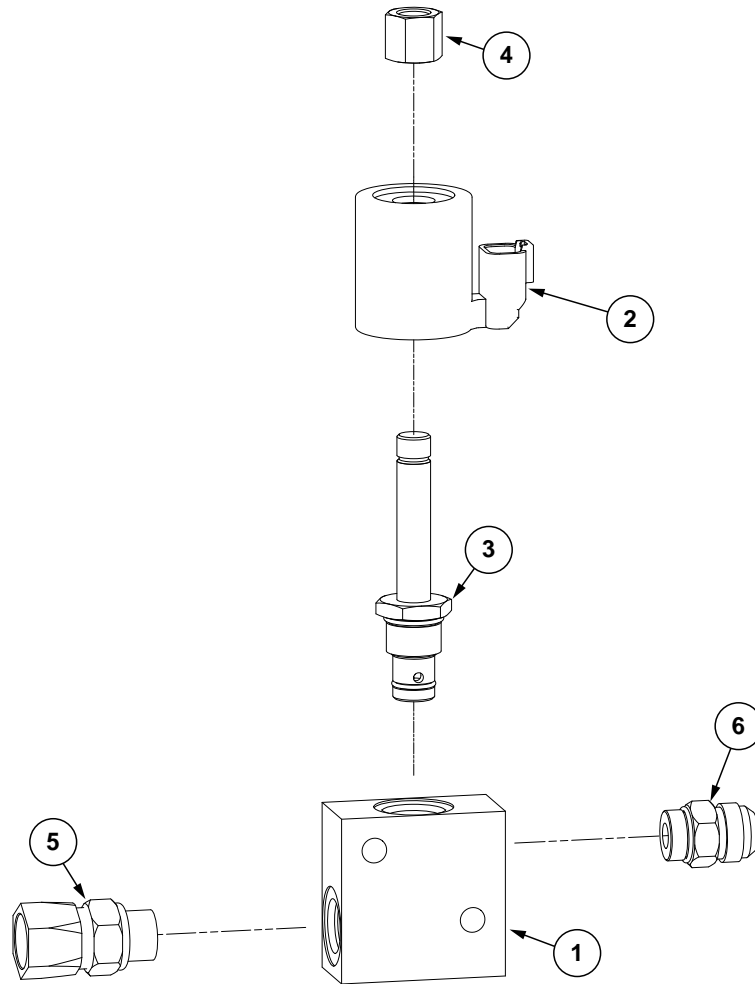
| ITEM | PART NO. | QTY. | DESCRIPTION |
|------|----------|------|---|
| 1 | GD14528 | 1 | Valve Block |
| 2 | GR1321 | 1 | Cartridge |
| 3 | GA14799 | 1 | Coil |
| 4 | G6801-08 | 2 | Elbow W/O-Ring, 90°, 3/4"-16 Male JIC To O-Ring |
| | GR1037 | - | O-Ring |
| 5 | G6500-08 | 1 | Swivel Elbow, 90°, 3/4"-16 Male JIC To Female |
| 6 | GR1322 | 1 | Special Hex Nut, 1/2"-20 |

(A20920)

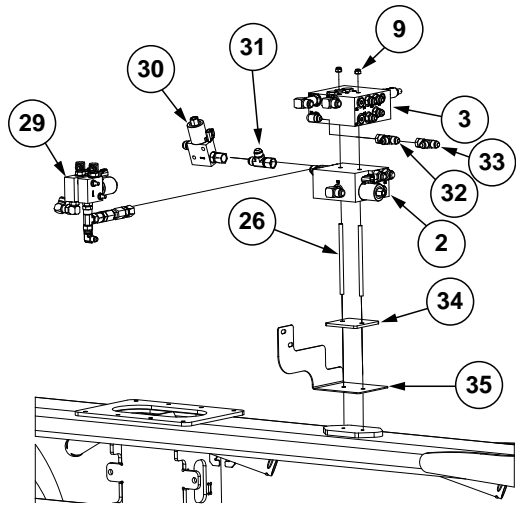


| ITEM | PART NO. | QTY. | DESCRIPTION |
|------|--------------------|--------|---|
| 1 | GD14528 | 1 | Valve Block |
| 2 | GR1321 | 1 | Cartridge |
| 3 | GA14799 | 1 | Coil |
| 4 | GA20922 | 1 | Orifice, .03" |
| 5 | G6400-08 GR1037 | 1 - | Connector W/O-Ring, 3/4"-16 Male JIC To O-Ring O-Ring |
| 6 | G6500-06-08 | 1 | 90° Swivel Elbow, 9/16"-18 x 3/4"-16 |
| 7 | G2406-08-10 | 1 | Adapter, 3/4"-16 Male JIC x 7/8"-14 Female JIC |
| 8 | G6801-08 GR1037 | 1 - | Elbow W/O-Ring, 90°, 3/4"-16 Male JIC To O-Ring O-Ring |
| 9 | G5404-08-08 | 1 | Hex 1/2" NPT x 1/2" NPT Nipple |
| 10 | G6506-10-08 | 2 | Swivel Connector, 7/8"-14 JIC x 1/2" FNPT |
| 11 | GR1322 | 1 | Special Hex Nut, 1/2"-20 |

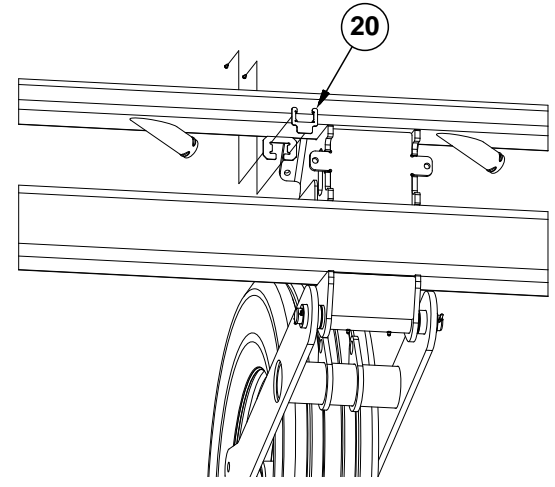
(A20924)



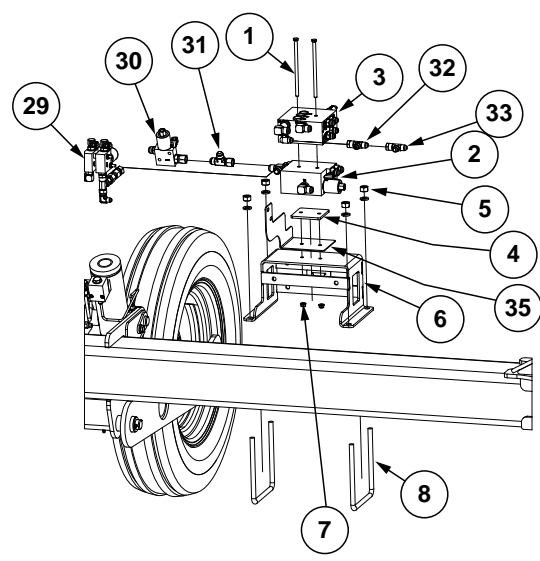
| ITEM | PART NO. | QTY. | DESCRIPTION |
|------|-----------------------|--------|--|
| 1 | GD14528 | 1 | Valve Block |
| 2 | GA14799 | 1 | Coil |
| 3 | GA16308 | 1 | Poppet Valve |
| 4 | GR1322 | 1 | Special Hex Nut, 1/2"-20 |
| 5 | G6402-08-10 | 1 | Adapter, 7/8"-14 Female JIC |
| 6 | G6400-10-08 GR1037 | 1 - | Connector W/O-Ring, 7/8"-14 Male JIC To 3/4"-16 O-Ring O-Ring |



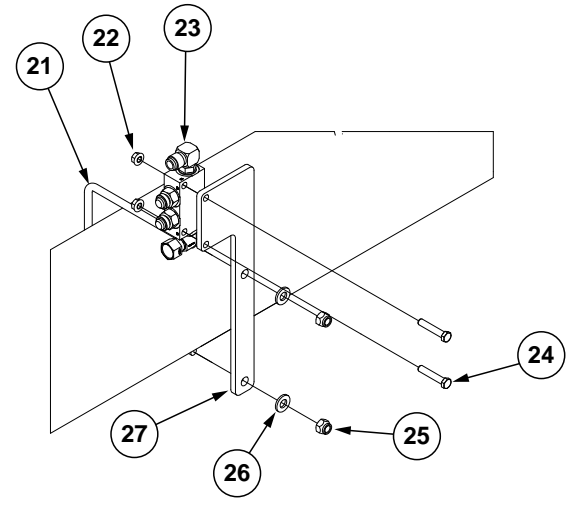
Hydraulic Valve Blocks on Wings, 24 Row (R.H. Wing Shown)



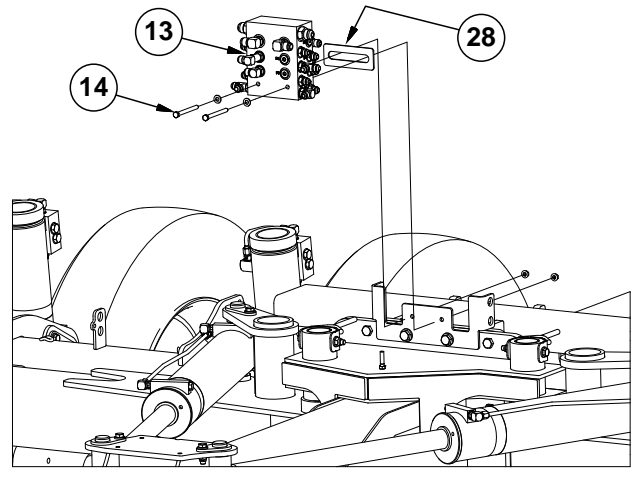
Located on Wheel Modules, 24 Row Only



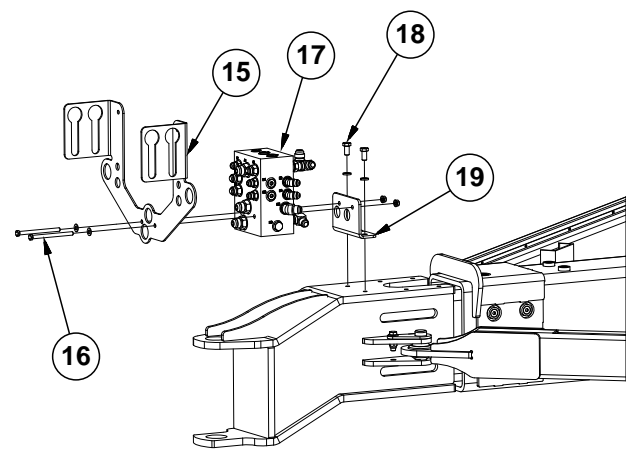
Hydraulic Valve Blocks on Wings, 12 Row and 16 Row (R.H. Wing Shown)



Junction Block on Wings, 16 Row and 24 Row



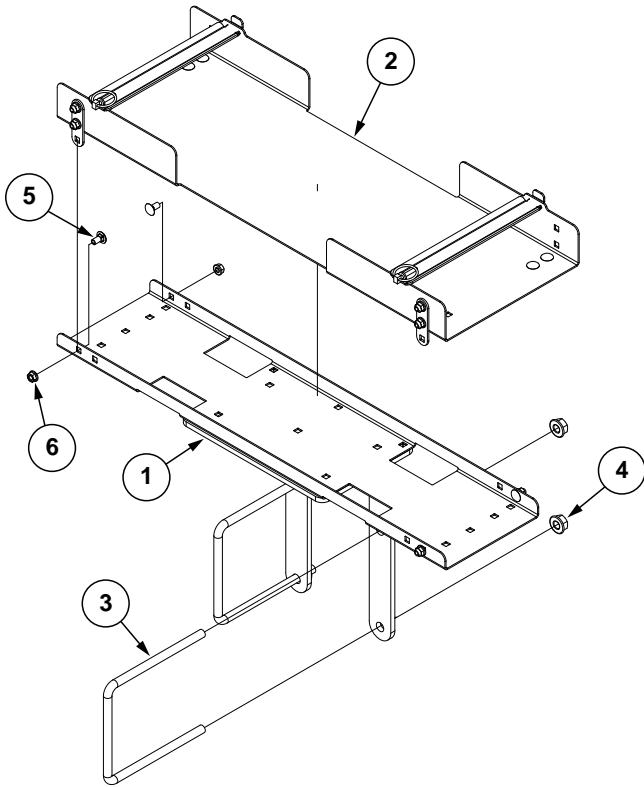
Hydraulic Valve Block on H-Frame



Hydraulic Valve Block on Front Hitch

| ITEM | PART NO. | QTY. | DESCRIPTION |
|------|----------|------|--|
| 1 | G11048 | 4 | Hex Head Cap Screw, 3/8"-16 x 7 1/2" |
| | G11387 | 4 | Flat Washer, 3/8" SAE |
| 2 | --- | - | See "Lift Valve Block (Located on Bottom of Valve Block on Wing)" on page P208 |
| 3 | --- | - | See "Hydraulic Valve Block on R.H. Wing" on page P209 See "Hydraulic Valve Block on L.H. Wing" on page P210 |
| 4 | GD27104 | 2 | Plate Spacer |
| 5 | G10104 | 8 | Hex Nut, 5/8"-11 |
| | G10230 | 8 | Lock Washer, 5/8" |
| 6 | GA17952 | 1 | Hydraulic Block Mount |
| 7 | G10622 | 4 | Serrated Flange Nut, 3/8"-16 |
| 8 | GD1114 | 4 | U-Bolt, 7" x 7" x 5/8"-11 |
| 9 | G11387 | - | Flat Washer, 3/8" SAE |
| | G10108 | - | Lock Nut, 3/8"-16 |
| 10 | --- | - | See "Lift Valve Block (Located on Bottom of Valve Block on Wing)" on page P208 |
| 11 | --- | - | See "Hydraulic Valve Block on R.H. Wing" on page P209 See "Hydraulic Valve Block on L.H. Wing" on page P210 |
| 12 | GD26508 | 2 | Threaded Rod, 7/4" |
| 13 | --- | - | See "Hydraulic Valve Block on H-Frame" on page P207 |
| 14 | G10063 | 2 | Hex Head Cap Screw, 3/8"-16 x 4" |
| | G11387 | 2 | Flat Washer, 3/8" SAE |
| | G10622 | 2 | Serrated Flange Nut, 3/8"-16 |
| 15 | GD27291 | 1 | Bulkhead Mount Plate |
| 16 | G10172 | 2 | Hex Head Cap Screw, 3/8"-16 x 5" |
| | G11387 | 2 | Flat Washer, 3/8" SAE |
| | G10622 | 2 | Serrated Flange Nut, 3/8"-16 |
| 17 | --- | - | See "Hydraulic Valve Block on Front Hitch" on page P206 |
| 18 | G10014 | 2 | Hex Head Cap Screw, 1/2"-13 x 1" |
| | G10228 | 2 | Lock Washer, 1/2" |
| 19 | GD27063 | 1 | Hydraulic Block Mount Plate |
| 20 | GD26152 | 2 | Tap Block Bulkhead Mount |
| | G11065 | 4 | Phillips Pan Head Machine Screw, No. 8-32 x 5/8", Stainless Steel |
| 21 | GD7145 | 1 | U-Bolt, 7" x 7" x 1/2"-13 |
| 22 | G11091 | 2 | Serrated Flange Nut, 3/8"-16 |
| 23 | --- | - | See "Junction Block On Wings (2014 Production and On) 16 Row and 24 Row" on page P245 |
| 24 | G10048 | 2 | Hex Head Cap Screw, 3/8"-16 x 2" |
| 25 | G10111 | 2 | Lock Nut, 1/2"-13 |
| 26 | G11389 | 2 | Flat Washer, 1/2" Plated SAE |
| 27 | GD29814 | 1 | Hydraulic Block Bracket, 24 Row |
| | GD28437 | - | Hydraulic Block Bracket, 12 Row and 16 Row |
| 28 | GD29797 | 1 | Shim |
| 29 | --- | - | See "Bleed Off Assembly" on page P223 |
| 30 | --- | - | See "Poppet Valve Block Assembly" on page P226 |
| 31 | G6602-10 | - | Swivel Tee, 7/8"-14 JIC |
| 32 | GA20060 | - | Flow Restrictor Tee |
| 33 | G6602-08 | - | Swivel Tee, 3/4"-16 JIC |
| 34 | GD27104 | - | Spacer Plate |
| 35 | GD30688 | 1 | Bleed Off Assembly Mount Plate (R.H. Wing Only) |

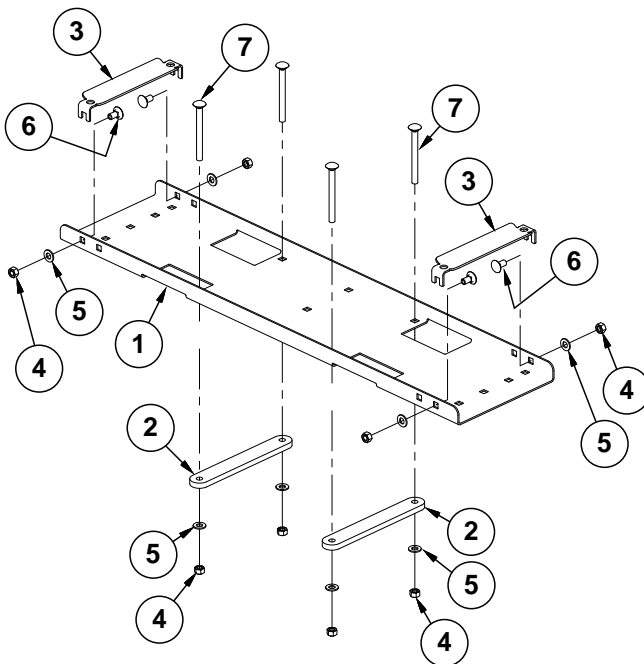
(A18453)



12 Row and 16 Row

| ITEM | PART NO. | QTY. | DESCRIPTION |
|------|----------|------|-------------------------------|
| 1 | GA22159 | 1 | Hydraulic Hose Tray |
| 2 | GA18451 | 1 | Hose Tray |
| 3 | GD1114 | 2 | U-Bolt, 7" x 7" x 5/8"-11 |
| 4 | G11415 | 4 | Serrated Flange Nut, 5/8"-11 |
| 5 | G10308 | 4 | Carriage Bolt, 3/8"-16 x 3/4" |
| 6 | G10622 | 4 | Serrated Flange Nut, 3/8"-16 |

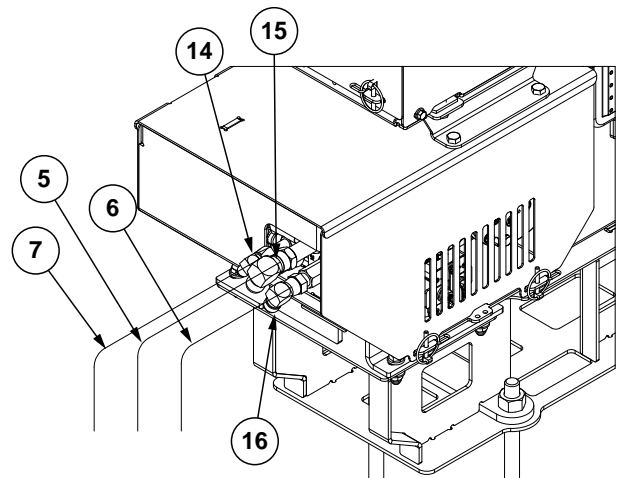
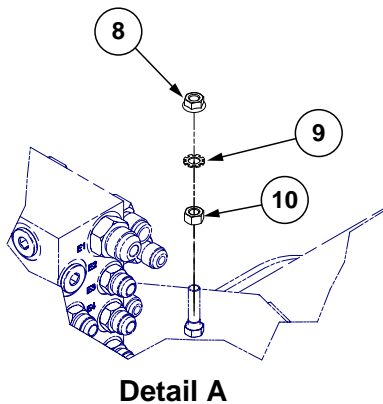
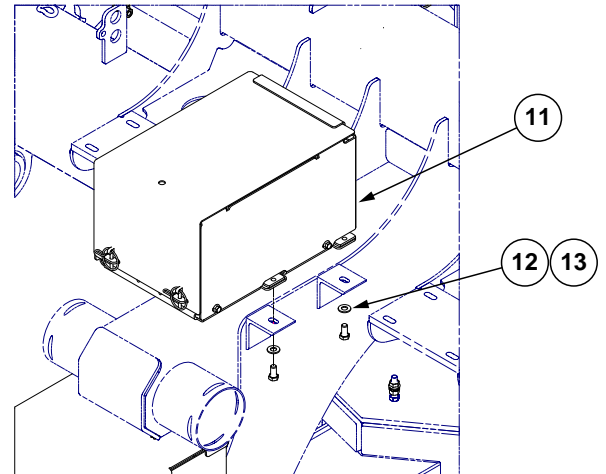
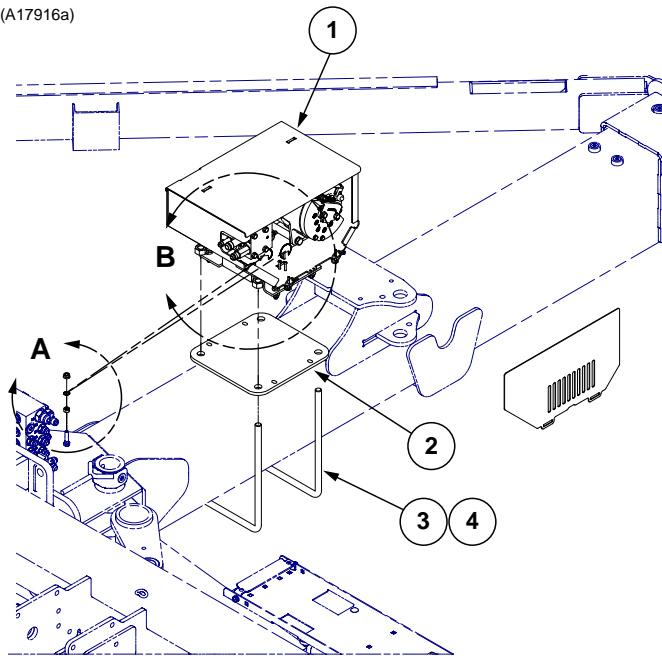
(IP1498)



24 Row (2014 Production)

| ITEM | PART NO. | QTY. | DESCRIPTION |
|------|----------|------|--|
| 1 | GD25648 | 1 | Hydraulic Hose Tray Plate |
| 2 | GD25651 | 2 | Hydraulic Hose Clamp |
| 3 | GD26547 | 2 | Hydraulic Hose Clamp |
| 4 | G10101 | 8 | Hex Nut, 3/8"-16 |
| 5 | G11387 | 8 | Flat Washer, 3/8" SAE |
| 6 | G10308 | 4 | Carriage Bolt, 3/8"-16 x 3/4" |
| 7 | G11659 | 4 | Carriage Bolt, 3/8"-16 x 3/4", Grade 5 |

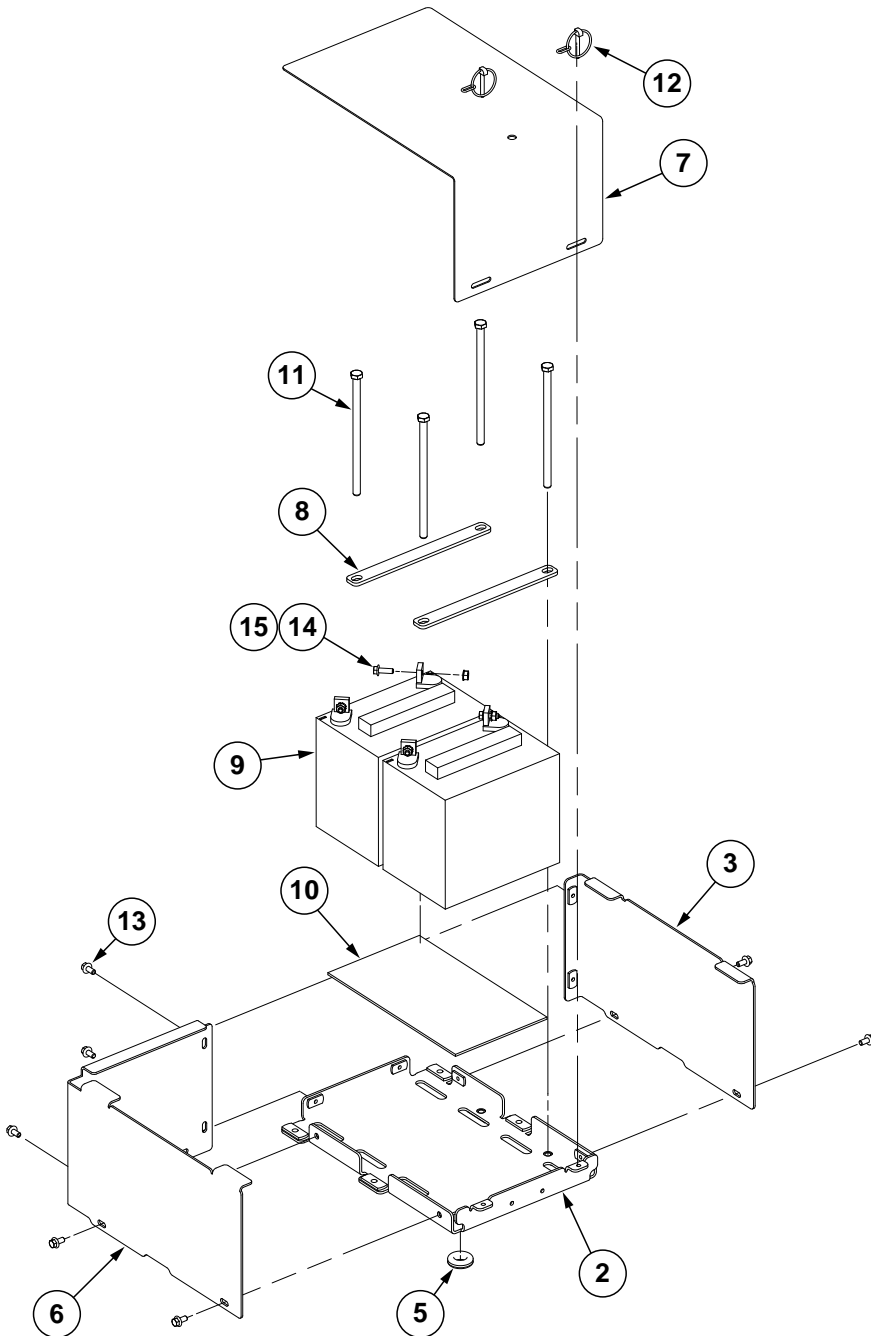
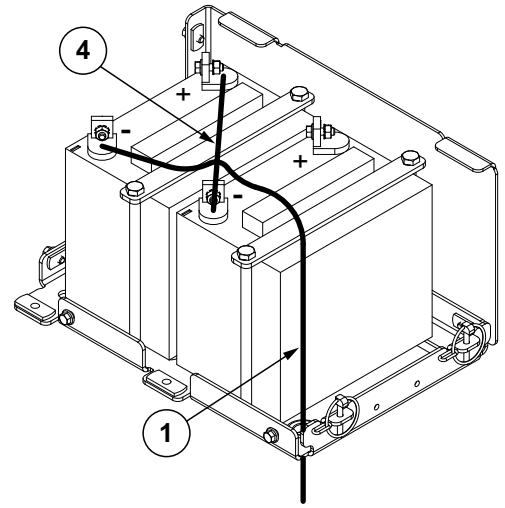
(A17916a)



| ITEM | PART NO. | QTY. | DESCRIPTION |
|------|----------|------|--|
| 1 | --- | - | See "24 Volt Power Pack" on page P233 |
| 2 | GD27019 | 1 | Power Pack Mount |
| 3 | GD25235 | 2 | U-Bolt, 8" x 12" x 3/4"-10 |
| 4 | G10105 | 4 | Hex Nut, 3/4"-10 |
| 5 | *A18628 | 1 | Hose Assembly, 1/2" x 45" (10F-12F) |
| 6 | *A12780 | 1 | Hose Assembly, 1/2" x 45" (10F-08F) |
| 7 | *A12053 | 1 | Hose Assembly, 3/8" x 46" (06F-08F) |
| 8 | G10622 | 1 | Serrated Flange Nut, 3/8"-16 |
| 9 | G10529 | 1 | External Tooth Lock Washer, 3/8" |
| 10 | G10101 | 1 | Hex Nut, 3/8"-16 |
| 11 | --- | - | See "24 Volt Battery Box" on page P231 |
| 12 | G11387 | 2 | Flat Washer, 3/8" SAE |
| 13 | G10002 | 2 | Hex Head Cap Screw, 3/8"-16 x 3/4" |
| 14 | G6500-06 | 1 | Swivel Elbow, 90°, 9/16"-18 Male JIC To Female |
| 15 | G6500-10 | 1 | Swivel Elbow, 90°, 7/8"-14 Male JIC To Female |
| 16 | G6500-08 | 1 | Swivel Elbow, 90°, 3/4"-16 Male JIC To Female |

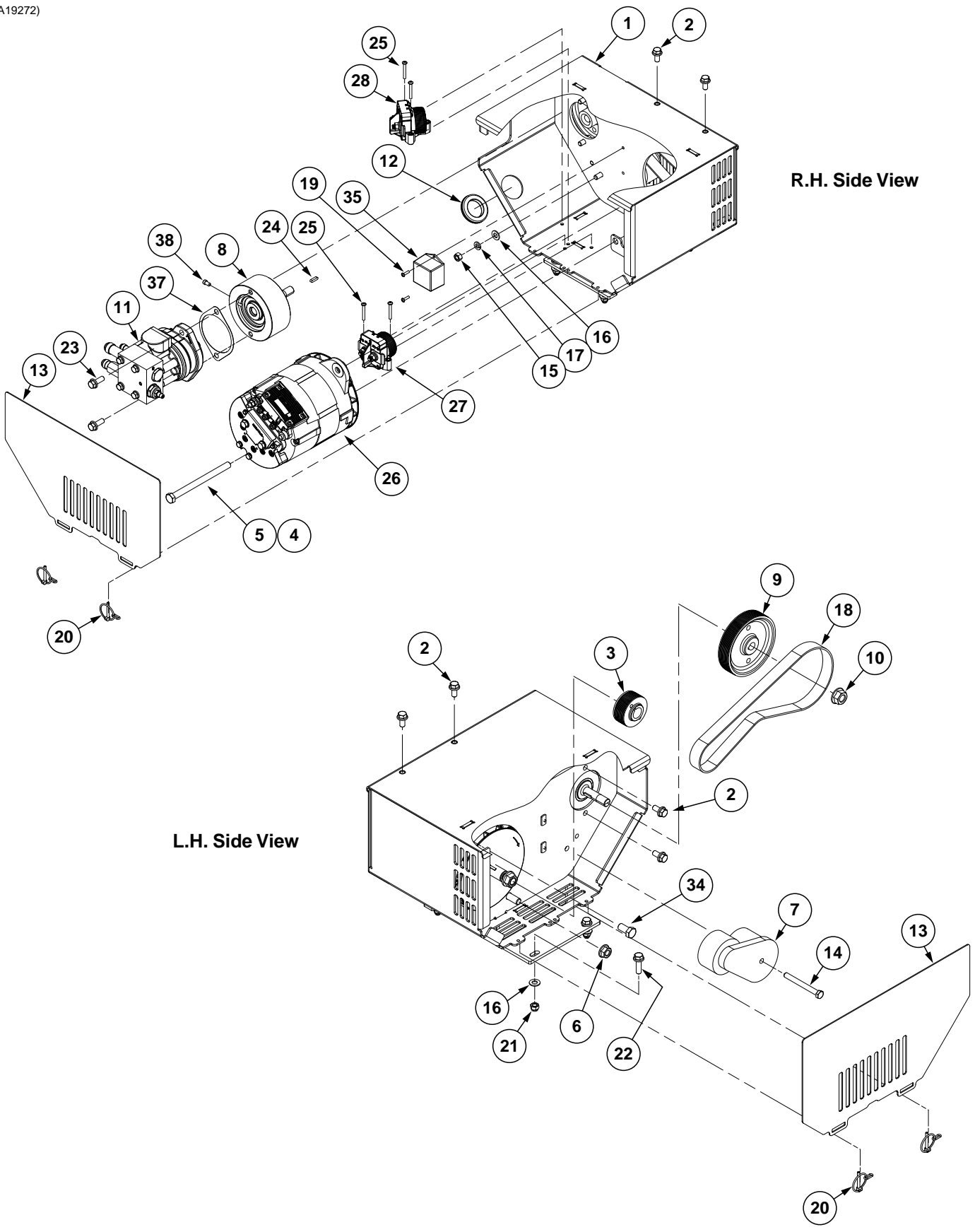
* Hydraulic hose is not stocked by Kinze Repair Parts, but can be made available on a special order basis. Call for quote.

(A19190)



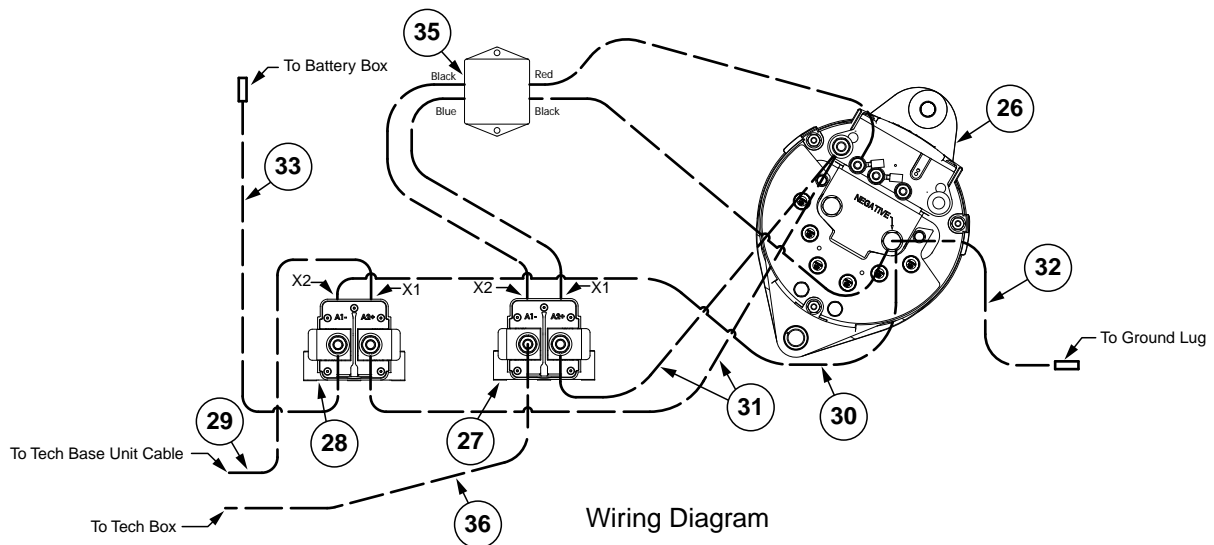
| ITEM | PART NO. | QTY. | DESCRIPTION |
|------|----------|------|---|
| 1 | GA19410 | 1 | Ground Cable |
| 2 | GA19191 | 1 | Battery Box Base Plate |
| 3 | GA19273 | 1 | 24 Volt Battery Box |
| 4 | GA19312 | 1 | Battery to Battery, 24 Volt |
| 5 | GD19087 | 1 | Grommet, 1" |
| 6 | GD27576 | 1 | Battery Box Side Plate No. 1 |
| 7 | GD28522 | 1 | Battery Box Cover |
| 8 | GD27579 | 2 | Battery Strap |
| 9 | GD28363 | 2 | 12 Volt Battery |
| 10 | GD28364 | 1 | Polyurethane Sheet, 1/8" x 6" x 10 1/2" |
| 11 | G10954 | 4 | Hex Head Cap Screw, 3/8"-16 x 7" |
| 12 | G11339 | 2 | Pin W/Chain |
| 13 | G11356 | 8 | Hex Socket Flange Cap Screw, 1/4"-20 x 1/2" |
| 14 | G11166 | 4 | Hex Socket Flange Cap Screw, 1/4"-20 x 3/4" |
| 15 | G11528 | 4 | Hex Nut W/External Tooth Washer, 1/4"-20 |

(A19272)



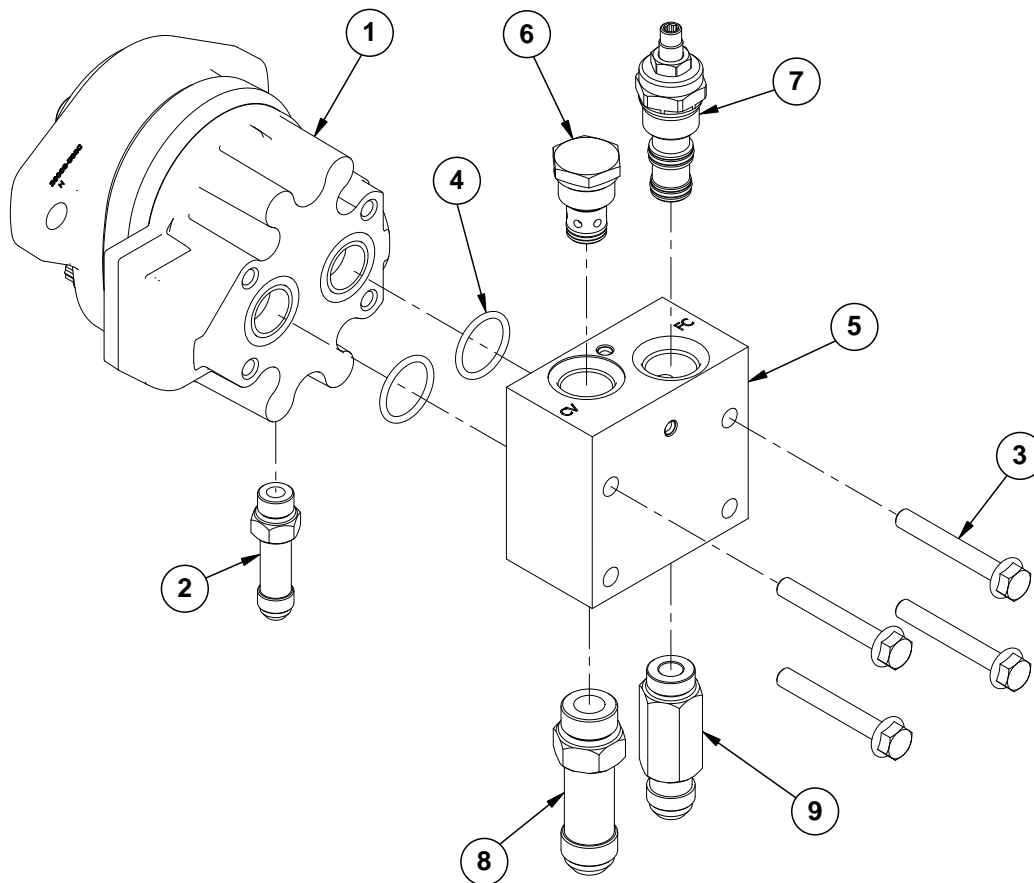
R.H. Side View

L.H. Side View



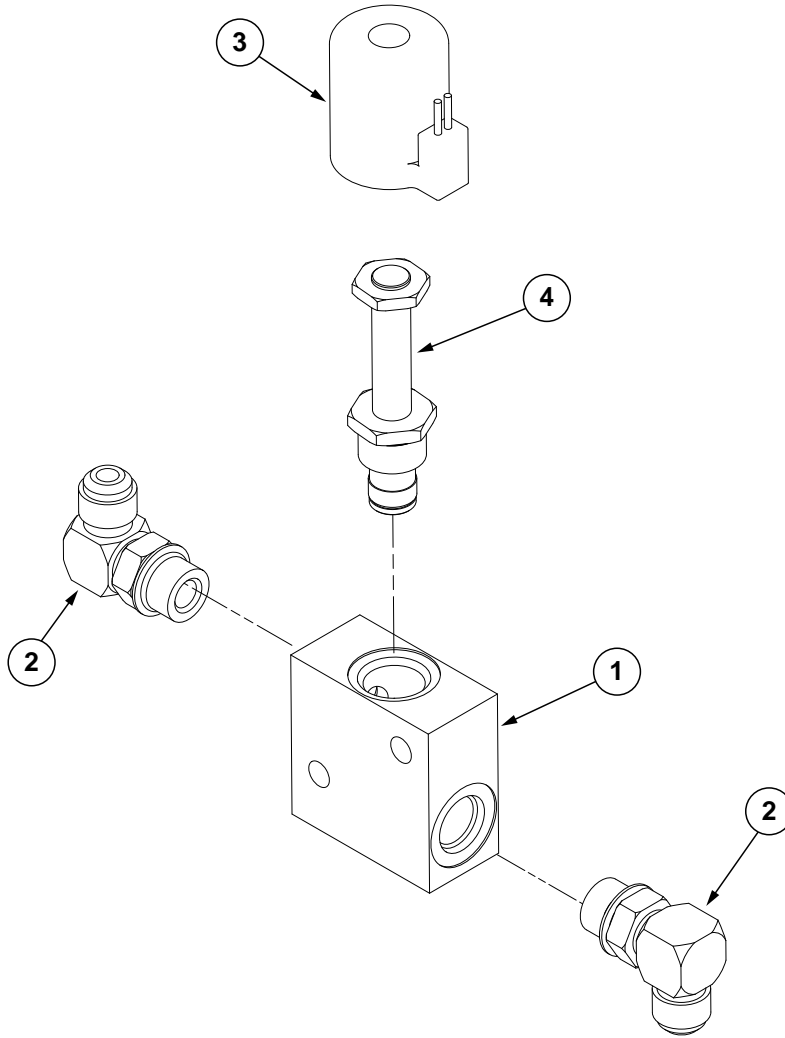
| ITEM | PART NO. | QTY. | DESCRIPTION |
|------|------------|------|---|
| 1 | GA19271 | 1 | Power Pack Frame |
| 2 | G11123 | 6 | Hex Serrated Flange Cap Screw, 3/8"-16 x 3/4" |
| 3 | GD20925 | 1 | Alternator Pulley |
| 4 | GD10538-18 | 1 | Sleeve, 3/4" x 3.85" |
| 5 | G10829 | 1 | Hex Head Cap Screw, 1/2"-13 x 6 1/2" |
| 6 | G10071 | 1 | Serrated Flange Nut, 1/2"-13 |
| 7 | GA14884 | 1 | Tensioner |
| 8 | GA14916 | 1 | Overhung Load Adapter |
| 9 | GD20924 | 1 | Drive Pulley |
| 10 | G11415 | 1 | Serrated Flange Nut, 5/8"-11 |
| 11 | --- | 1 | See "Power Pack Hydraulic Motor" on page P235 |
| 12 | GR2126 | 1 | 1 1/2" Push-In Grommet |
| 13 | GD28521 | 2 | Power Pack Side Plate |
| 14 | G10061 | 1 | Hex Head Cap Screw, 3/8"-16 x 3 1/2" |
| 15 | G10101 | 1 | Hex Nut, 3/8"-16 |
| 16 | G11387 | 5 | Flat Washer, 3/8" SAE |
| 17 | G10229 | 1 | Lock Washer, 3/8" |
| 18 | GD27023 | 1 | Poly V-Belt, 10 Ribbed, 34" (J Groove) |
| 19 | G11065 | 2 | Phillips Pan Head Machine Screw, No. 8-32 x 5/8", Stainless Steel |
| 20 | G11339 | 4 | Pin W/Chain |
| 21 | G10108 | 4 | Lock Nut, 3/8"-16 |
| 22 | G11204 | 4 | Hex Serrated Flange Cap Screw, 3/8"-16 x 1 1/4", Grade 5 |
| 23 | G11124 | 2 | Hex Serrated Flange Cap Screw, 3 3/8"-16 x 1" |
| 24 | GD21300 | 1 | Key |
| 25 | G11430 | 4 | Phillips Pan Head Machine Screw, No. 10-24 x 1 1/2" |
| 26 | GA19301 | 1 | Alternator, 28 Volt/200 Amp |
| 27 | GA19302 | 1 | Contactora, 24 Volt/200 Amp |
| 28 | GA19306 | 1 | Contactora, 12 Volt/200 Amp |
| 29 | GA19405 | 1 | Alternator Field Coil Cable |
| 30 | GA19310 | 1 | Alternator to Contactora, 24 Volt (Black) |
| 31 | GA19311 | 2 | Alternator to Contactora, 24 Volt (Red) |
| 32 | GA18938 | 1 | Ground Cable |
| 33 | GA19313 | 1 | Alternator to Battery, 24 Volt |
| 34 | G10014 | 1 | Hex Head Cap Screw, 1/2"-13 x 1" |
| 35 | GA18934 | 1 | Rectifier, 24 VDC |
| 36 | GA19406 | 1 | 24 VDC Power Cable |
| 37 | GD30882 | 1 | Gasket Mount |
| 38 | GD31305 | 1 | Rubber Seal Plug |

(IP1486)



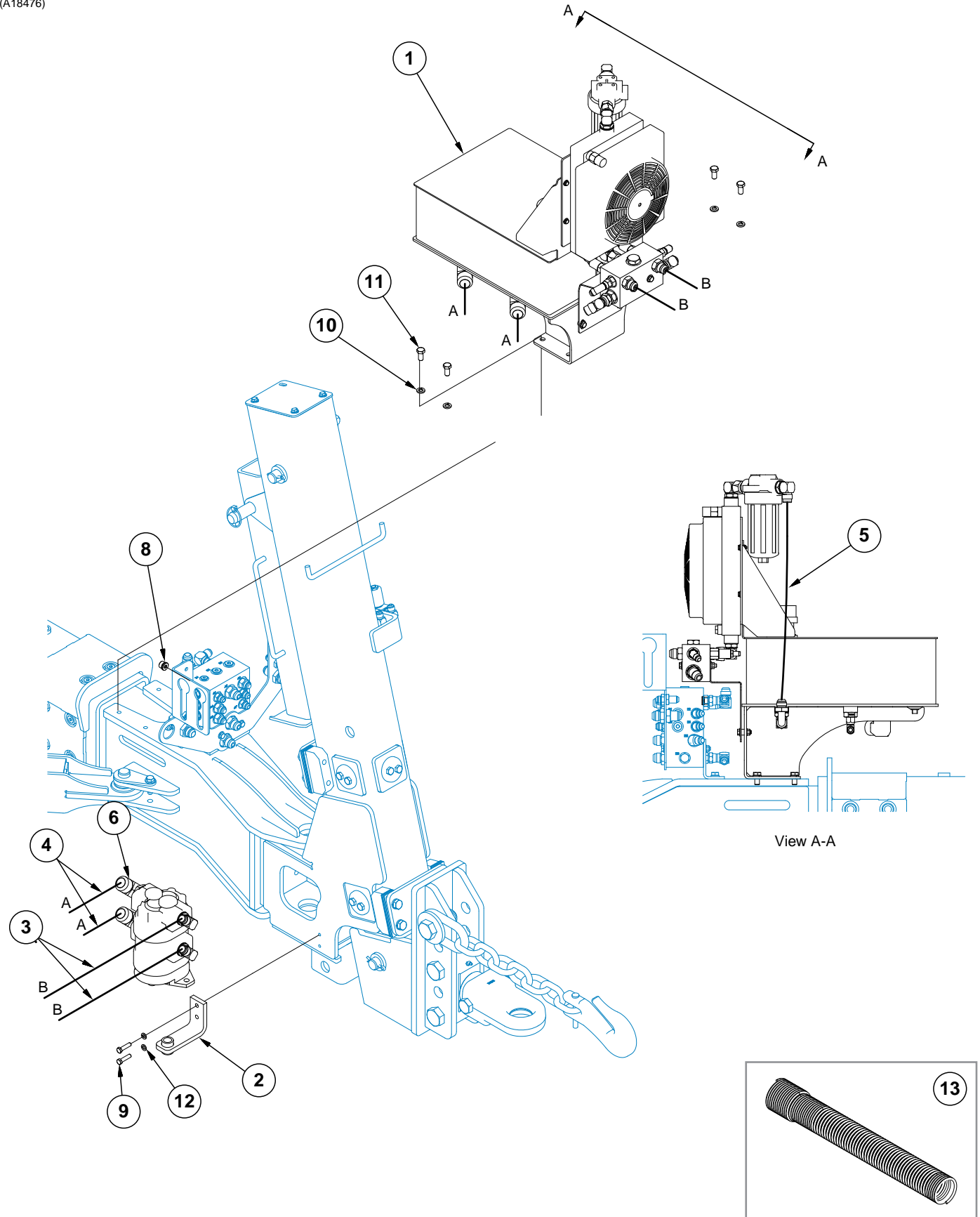
| ITEM | PART NO. | QTY. | DESCRIPTION |
|------|----------------------|--------|--|
| 1 | GA14885 | 1 | Hydraulic Motor |
| 2 | G6400-L-06 GR1045 | 1 - | Long Connector W/O-Ring, 9/16"-18 Male JIC To O-Ring O-Ring |
| 3 | G11414 | 4 | Hex Serrated Flange Cap Screw, 5/16"-18 x 2 1/4" |
| 4 | GD12075 | 2 | O-Ring, #120 |
| 5 | GA15463 | 1 | Motor Block |
| 6 | GA4293 | 1 | Check Valve Cartridge |
| 7 | GA14930 | 1 | Flow Control Valve, Pressure Compensated (0-10 GPM) |
| 8 | G6400-L-10 GR1466 | 1 - | Long Connector W/O-Ring, 7/8"-14 Male JIC To O-Ring O-Ring |
| 9 | G6400-L-08 GR1037 | 1 - | Long Connector W/O-Ring, 3/4"-16 Male JIC To O-Ring O-Ring |
| A | GA14671 | - | Control Block Assembly |
| B | GR2041 | - | Check Valve Cartridge Seal Kit |
| C | GR1960 | - | Hydraulic Motor Seal Kit |
| D | GR2179 | - | Motor Seal Kit (Shaft) |

(A19428)



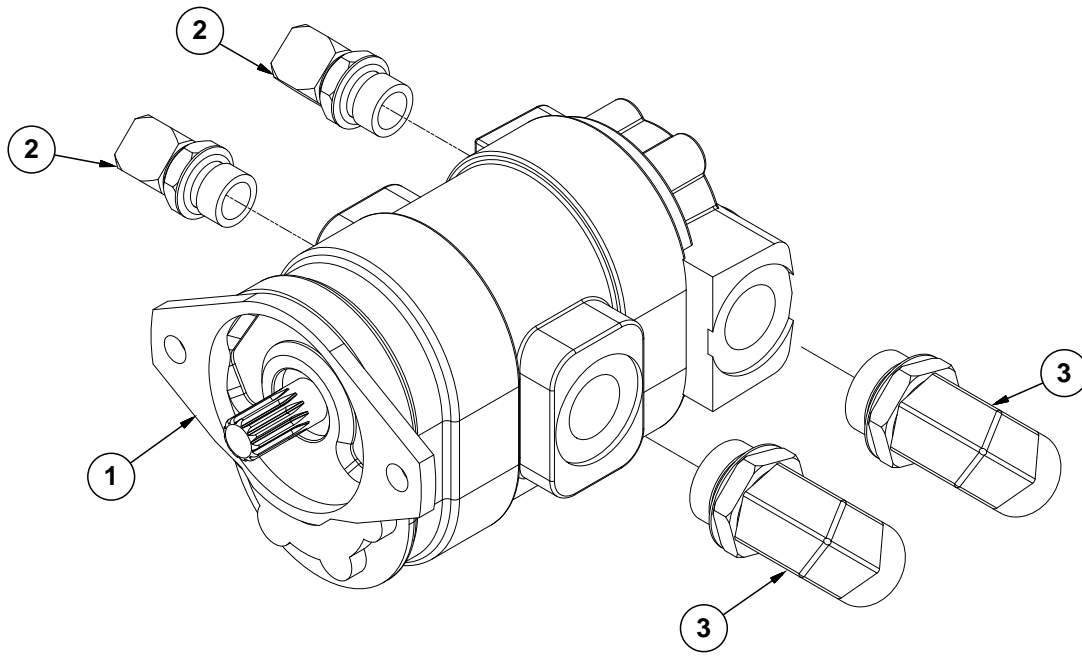
| ITEM | PART NO. | QTY. | DESCRIPTION |
|------|----------|------|--|
| 1 | GD14528 | 1 | Valve Block |
| 2 | G6801-08 | 2 | Elbow W/O-Ring, 90°, 3/4"-16 x 3/4"-16 |
| 3 | GA18999 | 1 | Electric Coil |
| 4 | GA18998 | 1 | Solenoid Valve |

(A18476)



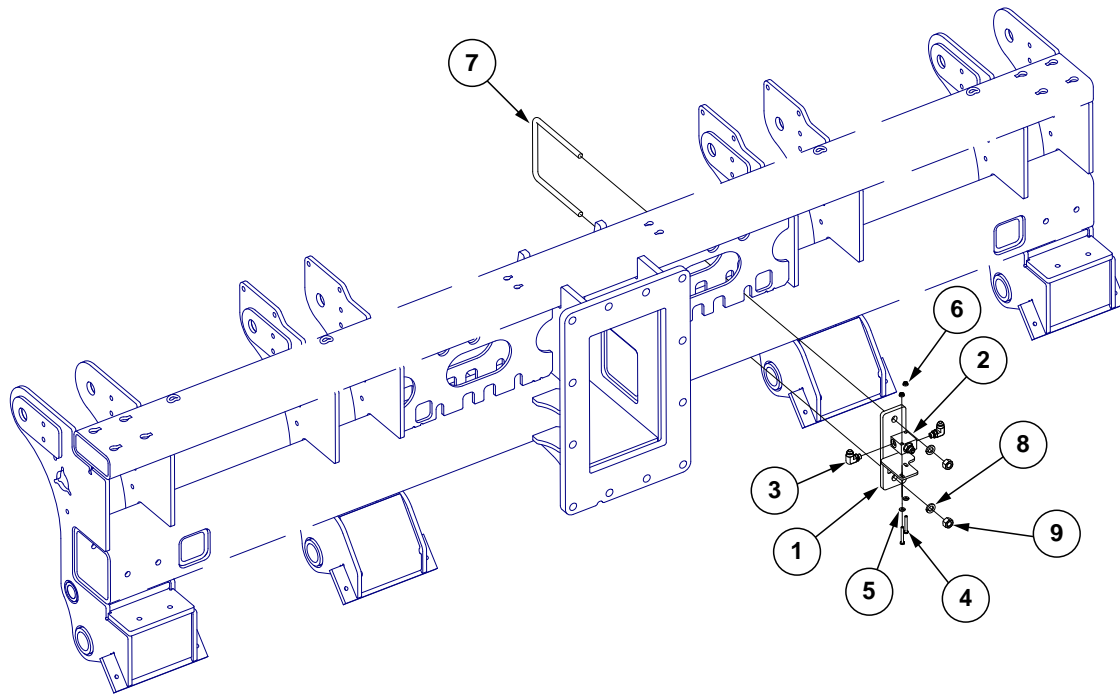
| ITEM | PART NO. | QTY. | DESCRIPTION |
|------|-------------|------|--|
| 1 | GA18308 | 1 | See "PTO Reservoir Assembly" on page P53 |
| 2 | GA13917 | 1 | Pump Storage |
| 3 | *A11479 | 2 | Hose Assembly, 5/8" x 96" (12F-12F) |
| 4 | *A11809 | 2 | Hose Assembly, 1 1/4" x 102" (20F-20F) |
| 5 | *A11480 | 1 | Hose Assembly, 5/8" x 27" (12F-12F) |
| 6 | --- | 1 | See "EdgeVac PTO Pump" on page P237 |
| 7 | --- | - | --- |
| 8 | G6408-H08-0 | 1 | Hex Socket Head Plug W/O-Ring, 3/4"-16 |
| 9 | G10003 | 2 | Hex Head Cap Screw, 3/8"-16 x 1 1/2" |
| 10 | G10228 | 4 | Lock Washer, 1/2" |
| 11 | G10014 | 4 | Hex Head Cap Screw, 1/2"-13 x 1" |
| 12 | G10229 | 2 | Lock Washer, 3/8" |
| 13 | GD29518 | - | Hose Reinforcement Spring |

* Hydraulic hose is not stocked by Kinze Repair Parts, but can be made available on a special order basis. Call for quote.



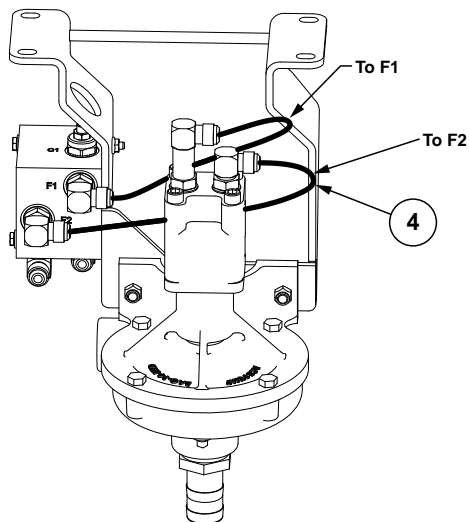
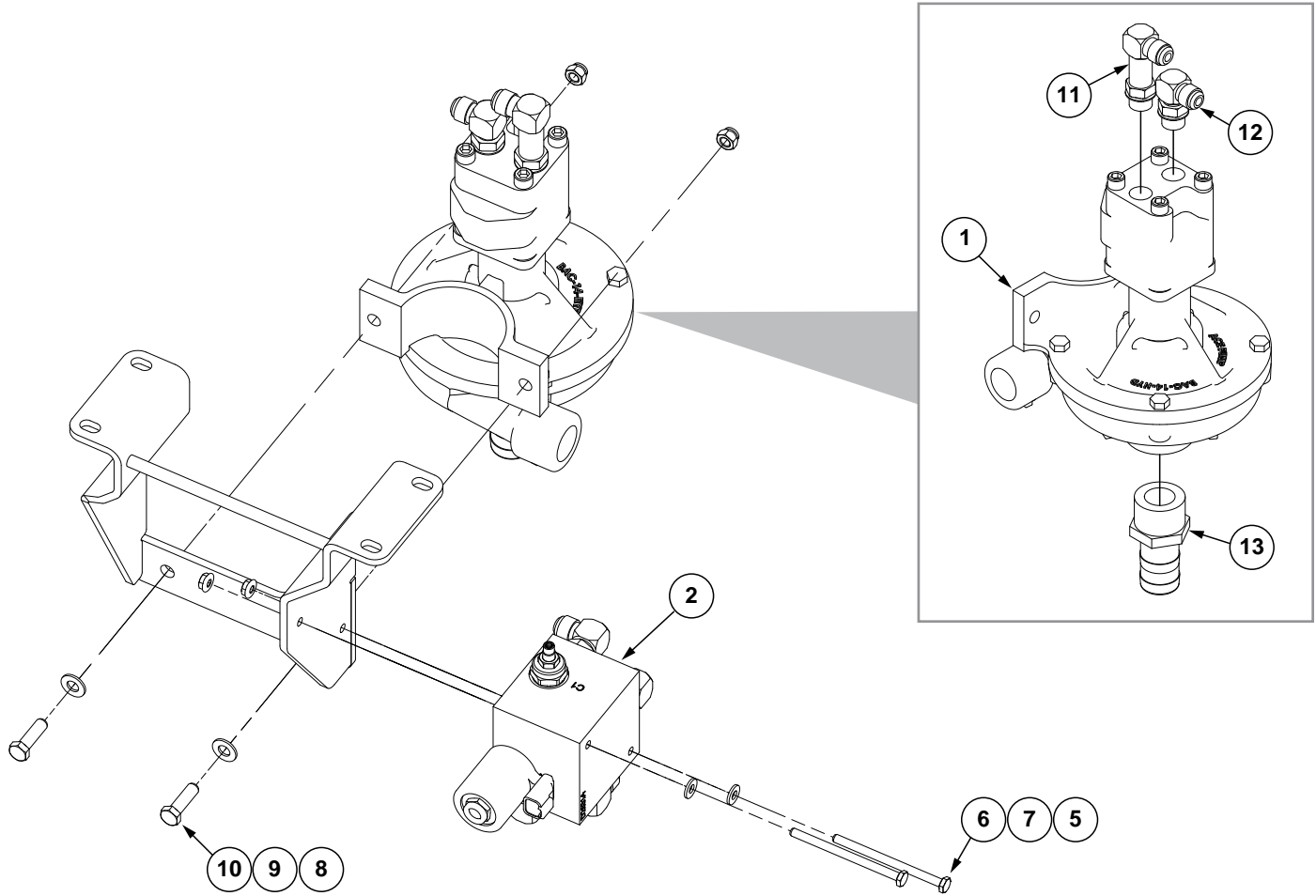
| ITEM | PART NO. | QTY. | DESCRIPTION |
|------|--------------------|--------|---|
| 1 | GA13793 | 1 | PTO Pump |
| 2 | G6801-12 GR1467 | 2 - | Elbow W/O-Ring, 90°, 1 ¹ / ₁₆ "-12 Male JIC To O-Ring O-Ring |
| 3 | G6801-20 | 2 | Elbow W/O-Ring, 90°, 1 ⁵ / ₈ "-12 Male JIC To O-Ring |

(A19444)



| ITEM | PART NO. | QTY. | DESCRIPTION |
|------|-------------|------|---|
| 1 | GA19823 | 1 | Bracket |
| 2 | GA15784 | 1 | Interlock Valve |
| 3 | G6801-08-06 | 2 | Elbow W/O-Ring, 90°, 3/4"-16 Male JIC To 1/4"-18 O-Ring |
| 4 | G10638 | 2 | Hex Head Cap Screw, 1/4"-20 x 2" |
| 5 | G11385 | 2 | Flat Washer, 1/4" SAE |
| 6 | G10621 | 2 | Serrated Flange Nut, 1/4"-20 |
| 7 | GD1114 | 1 | U-Bolt, 7" x 7" x 5/8"-11 |
| 8 | G10230 | 2 | Lock Washer, 5/8" |
| 9 | G10104 | 2 | Hex Nut, 5/8"-11 |

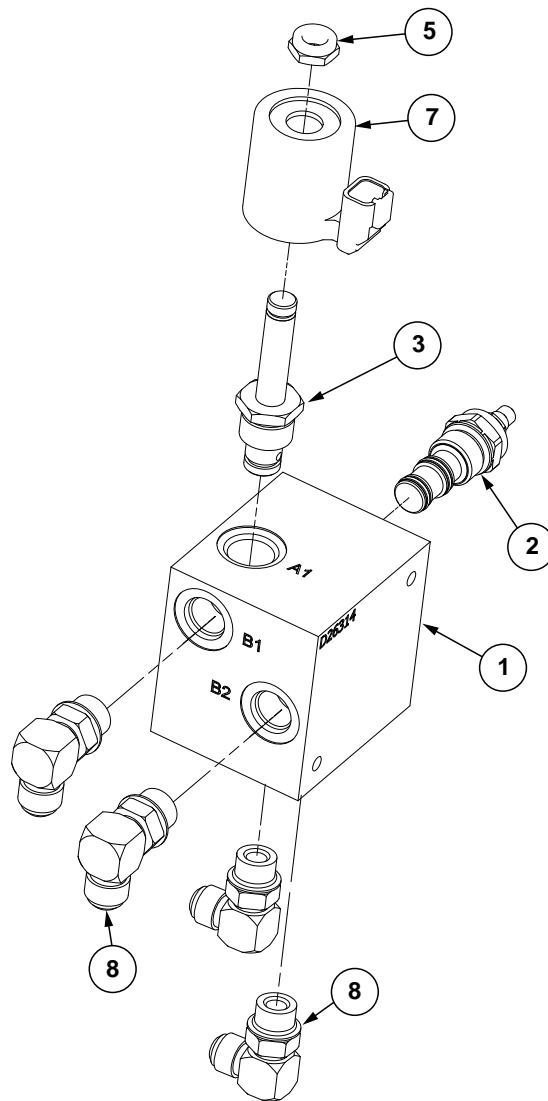
(A20655)



| ITEM | PART NO. | QTY. | DESCRIPTION |
|------|-------------|------|---|
| 1 | GA14809 | 1 | Fertilizer Pump |
| | GR2191 | - | Centrifugal Pump Seal Kit |
| | GR2235 | - | Hydraulic Motor Seal Kit |
| 2 | GA18355 | 1 | See "Hydraulic Fertilizer Block" on page P243 |
| 3 | GA20654 | 1 | Fertilizer Pump Mount |
| 4 | *A1073 | 2 | Hose Assembly, 3/8" x 18" |
| 5 | G10621 | 2 | Serrated Flange Nut, 1/4"-20 |
| 6 | G11135 | 2 | Hex Head Cap Screw, 1/4"-20 X 3 3/4" |
| 7 | G11385 | 2 | Flat Washer, 1/4" SAE |
| 8 | G10108 | 2 | Lock Nut, 3/8"-16 |
| 9 | G11387 | 2 | Flat Washer, 3/8" SAE |
| 10 | G10004 | 2 | Hex Head Cap Screw, 3/8"-16 x 1 1/4" |
| 11 | G6801-LL-08 | 1 | X-Long Elbow W/O-Ring, 90°, 3/4"-16 Male JIC To O-Ring |
| 12 | G6801-08 | 1 | Elbow W/O-Ring, 90°, 3/4"-16 Male JIC To O-Ring |
| | GR1037 | - | O-Ring |
| 13 | G10626 | 1 | Adapter, 1 1/4" NPT To Barb |

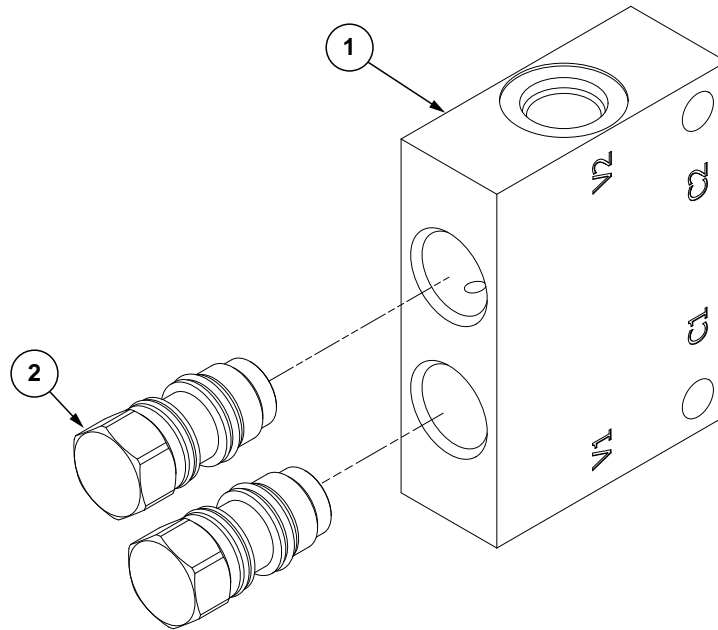
* Hydraulic hose is not stocked by Kinze Repair Parts, but can be made available on a special order basis. Call for quote.

(A18355)



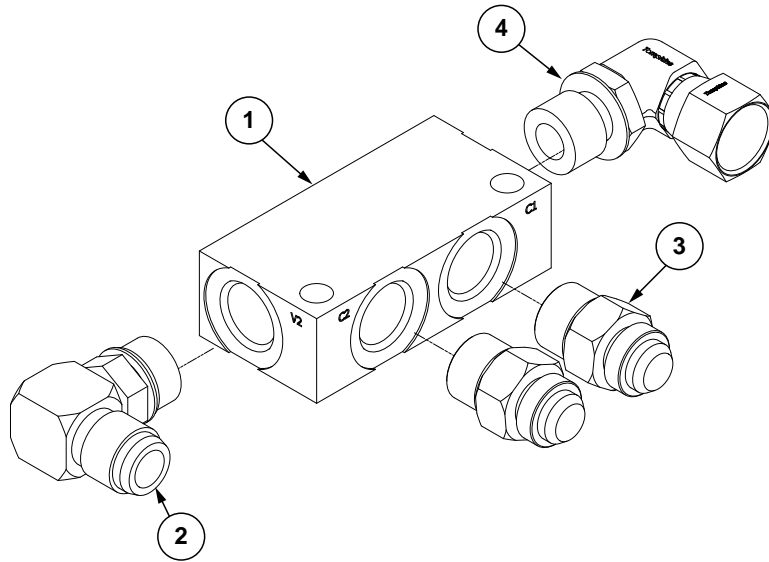
| ITEM | PART NO. | QTY. | DESCRIPTION |
|------|----------|------|---|
| 1 | GD26314 | 1 | Fertilizer Block |
| 2 | GA18357 | 1 | Flow Control Valve |
| 3 | GR0763 | 1 | Cartridge |
| | GR0764 | - | Seal Kit |
| 5 | GR1750 | 1 | Hex Nut |
| 6 | --- | --- | --- |
| 7 | GA14799 | 1 | Coil |
| 8 | G6801-08 | 2 | Elbow W/O-Ring, 90°, 3/4"-16 Male JIC To O-Ring |
| | GR1037 | - | O-Ring |

(A20141)



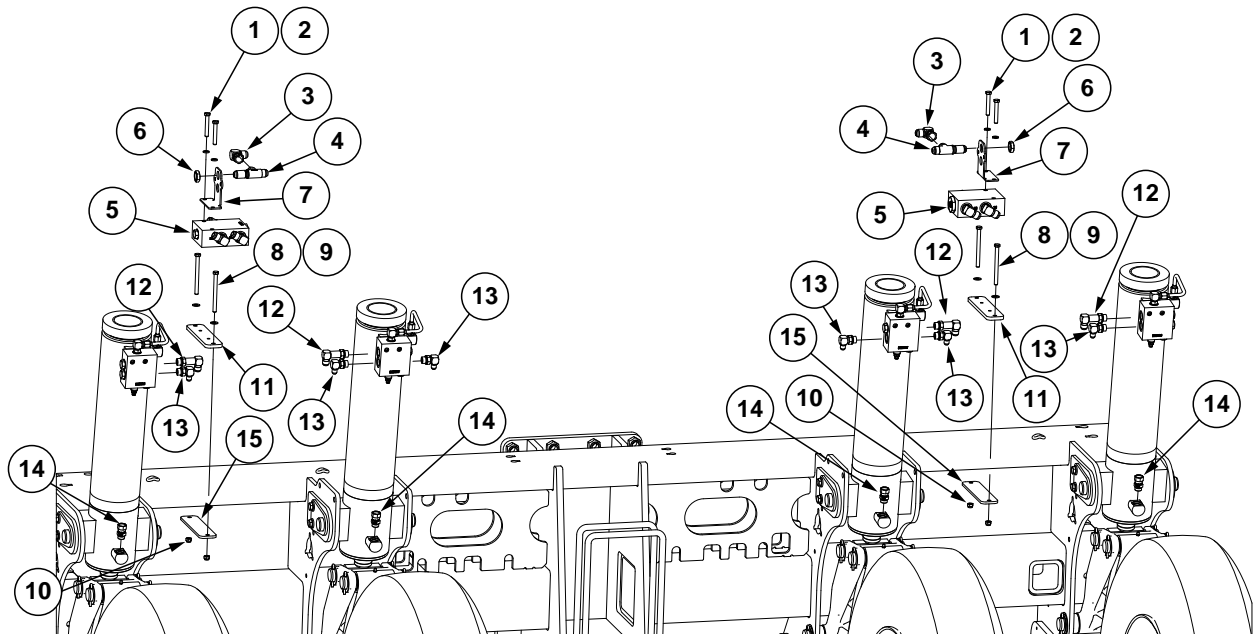
| ITEM | PART NO. | QTY. | DESCRIPTION |
|------|----------|------|-------------|
| 1 | GD13499 | 1 | Valve Block |
| 2 | GD29092 | 1 | Cavity Plug |

(A20581)



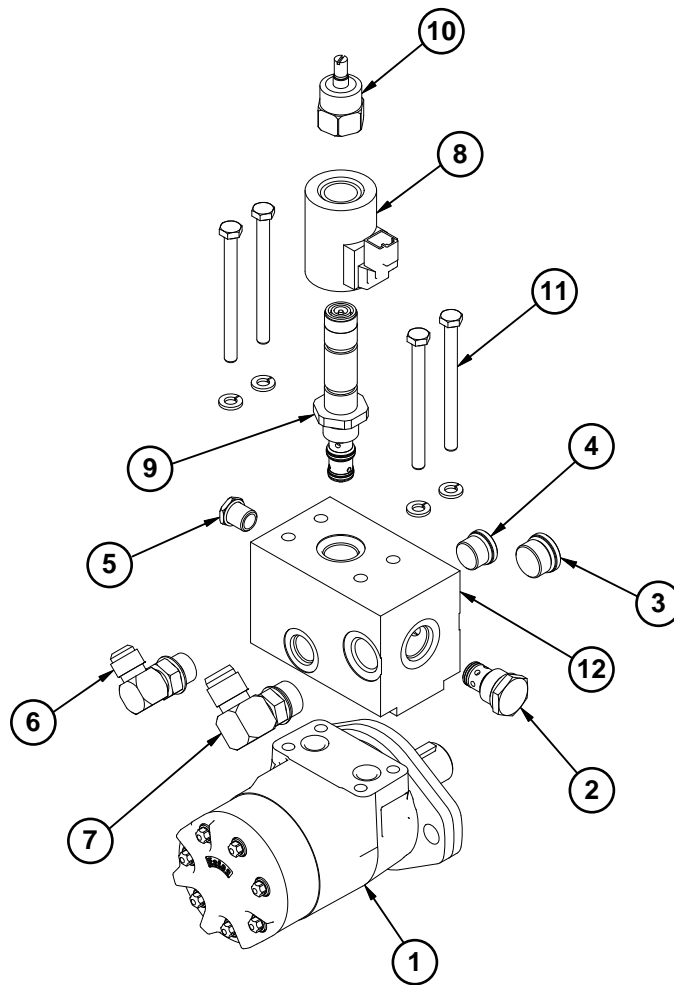
| ITEM | PART NO. | QTY. | DESCRIPTION |
|------|--------------------|--------|---|
| 1 | GD29501 | 1 | Junction Block |
| 2 | G6801-10 | 1 | Elbow W/O-Ring, 90°, 7/8"-14 Male JIC To O-Ring, 16 Row |
| 3 | G6400-10 | 2 | Connector W/O-Ring, 7/8"-14 Male JIC To O-Ring, 16 Row |
| 4 | G6809-10 GR1037 | 1 - | Elbow W/O-Ring, 90°, 7/8"-14 Female JIC to 7/8"-14 O-Ring, 16 Row O-Ring |

(A16880)



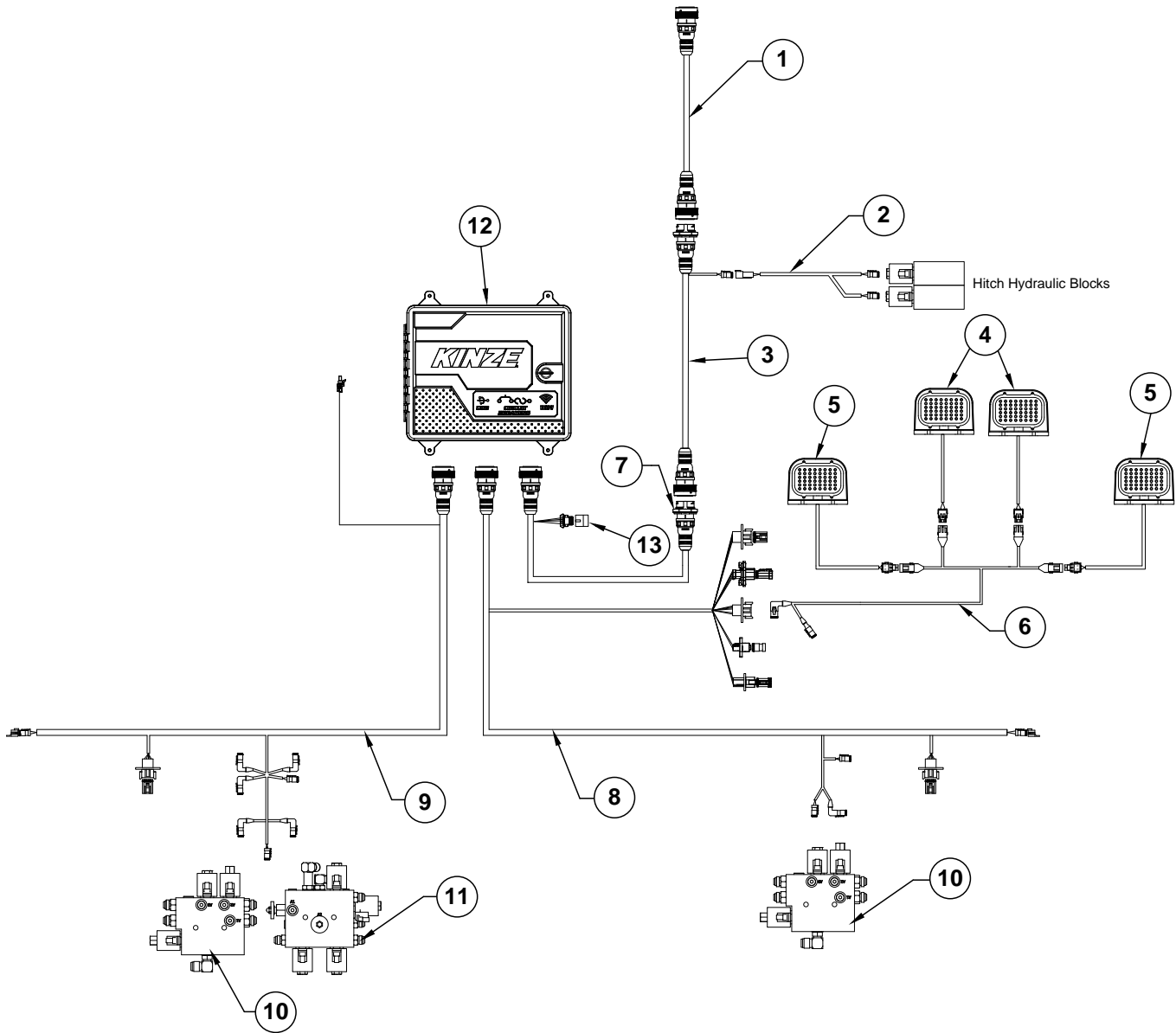
| ITEM | PART NO. | QTY. | DESCRIPTION |
|------|-----------------------|--------|---|
| 1 | G10049 | 4 | Hex Head Cap Screw, 3/8"-16 x 2 1/2" |
| 2 | G10229 | 4 | Lock Washer, 3/8" |
| 3 | G6500-10 | 2 | Swivel Elbow, 90°, 7/8"-14 Male JIC To Female |
| 4 | G2704-10 | 2 | Tee, 7/8"-14 JIC |
| 5 | GA18858 | 2 | See "Hydraulic Valve Block on Flip Axle" on page P222 |
| 6 | G306-10 | 2 | Lock Nut, 7/8"-14 |
| 7 | GD27429 | 2 | Line Support Bracket |
| 8 | G10753 | 4 | Hex Head Cap Screw, 3/8"-16 x 4 1/2" |
| 9 | G11387 | 8 | Flat Washer, 3/8" SAE |
| 10 | G10108 | 8 | Lock Nut, 3/8"-16 |
| 11 | GD26948 | 2 | Top Flow Divider Mount Plate, 3/8" Thick |
| 12 | G6801-LL-08 | 4 | X-Long Elbow W/O-Ring, 90°, 3/4"-16 Male JIC To O-Ring |
| 13 | G6801-06-08 GR1037 | 6 - | Elbow W/O-Ring, 90°, 9/16"-18 Male JIC To 3/4"-16 O-Ring O-Ring |
| 14 | G6402-08 | 4 | Adaptor, 3/4"-16 Female JIC, 3/4"-16 JIC |
| 15 | GD26949 | 2 | Top Flow Divider Mount Plate, 1/4" Thick |

(IP1008)



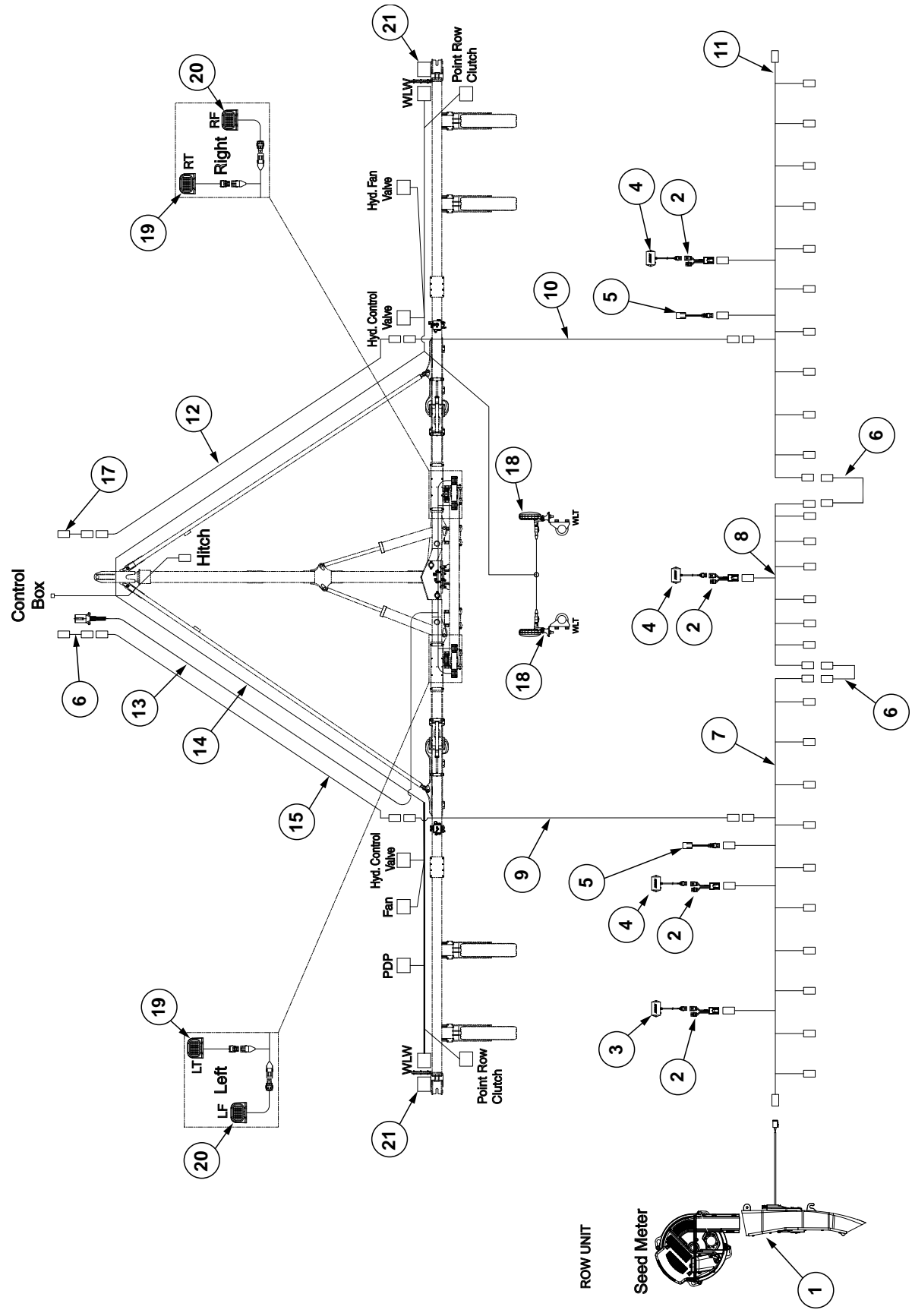
| ITEM | PART NO. | QTY. | DESCRIPTION |
|------|-------------|------|---|
| 1 | GA13633 | 1 | Hydraulic Motor |
| | GD18811 | - | O-Ring, No. 112 |
| 2 | GA4293 | 1 | Check Valve |
| 3 | G6408-H10-0 | 1 | Hex Socket Head Plug W/O-Ring, 7/8"-14 O-Ring |
| 4 | G6408-H08-0 | 1 | Hex Socket Head Plug W/O-Ring, 3/4"-16 |
| 5 | G6408-H06-0 | 1 | Hex Socket Head Plug W/O-Ring, 9/16"-18 |
| 6 | G6801-08 | 1 | Elbow W/O-Ring, 90°, 3/4"-16 Male JIC To O-Ring |
| 7 | G6801-10 | 1 | Elbow W/O-Ring, 90°, 7/8"-14 Male JIC To O-Ring |
| | GR1466 | - | O-Ring |
| 8 | GA13079 | 1 | Coil |
| 9 | GA13078 | 1 | Proportional Valve |
| 10 | GR1846 | 1 | Manual Override |
| 11 | G11309 | 4 | Hex Head Cap Screw, 5/16"-18 x 3 3/4" |
| | G10232 | 4 | Lock Washer, 5/16" |
| 12 | GD19440 | 1 | Valve Block |
| A | GA13661 | - | Hydraulic Motor Assembly |
| B | GR1939 | - | Seal Kit (Hydraulic Motor) |
| C | GR2041 | - | Seal Kit (Check Valve) |

This page left blank intentionally.



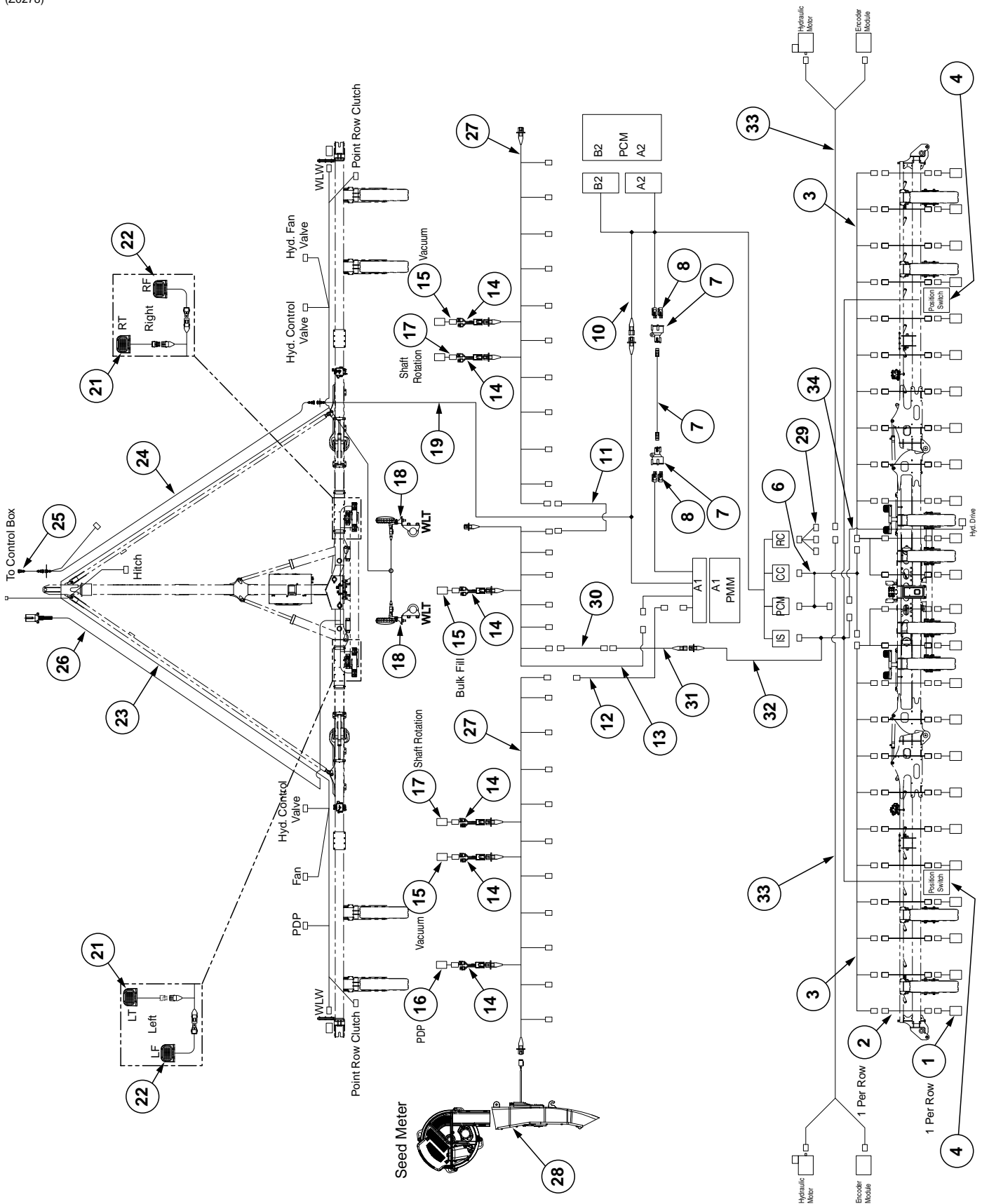
| ITEM | PART NO. | QTY. | DESCRIPTION |
|------|----------|------|--|
| 1 | GA19392 | 1 | ISO Extension Cable |
| 2 | GA18712 | 1 | Draw Bar Hitch Cable |
| 3 | GA20361 | 1 | ISO DL Cable, 12 and 16 Row |
| | GA20360 | - | ISO DL 60 Cable, 24 Row |
| 4 | --- | - | See "Light/Reflective Decal Brackets" on page P266 |
| 5 | --- | - | See "Light/Reflective Decal Brackets" on page P266 |
| 6 | GA19397 | 1 | Lights Cable |
| 7 | GA19424 | 1 | ISO PLT Cable, 12 Row and 16 Row |
| | GA19417 | - | ISO PLT Cable, 24 Row |
| 8 | GA19414 | 1 | R.H. Auxiliary Cable, 12 Row |
| | GA19416 | - | R.H. Auxiliary Cable, 16 Row |
| | GA19420 | - | R.H. Auxiliary Cable, 24 Row |
| 9 | GA19413 | 1 | L.H. Auxiliary Cable, 12 Row |
| | GA19415 | - | L.H. Auxiliary Cable, 16 Row |
| | GA19418 | - | L.H. Auxiliary Cable, 24 Row |
| 10 | --- | - | See "Lift Valve Block (Located on Bottom of Valve Block on Wing)" on page P208 |
| 11 | --- | - | See "Hydraulic Valve Block on R.H. Wing" on page P209 See "Hydraulic Valve Block on L.H. Wing" on page P210 |
| 12 | GA19425 | 1 | Master Module Tech |
| | GR2232 | 4 | Mounting Clips |
| 13 | GD22968 | 1 | Terminator |

(Z0277)

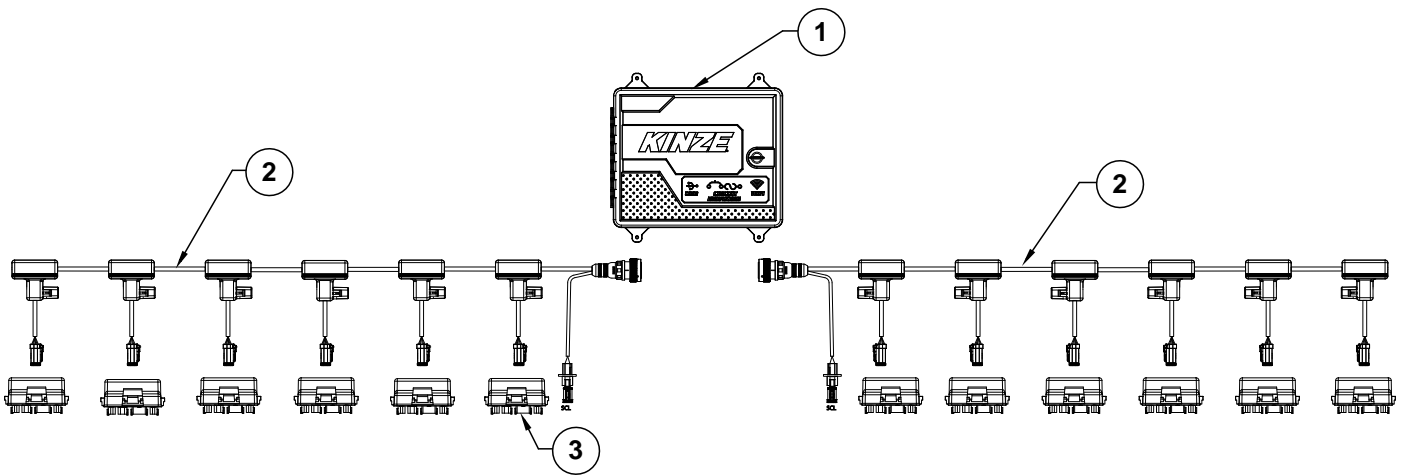


| ITEM | PART NO. | QTY. | DESCRIPTION | ITEM | PART NO. | QTY. | DESCRIPTION |
|------|--------------------|------|---|------|-------------------------------|------|--|
| 1 | GA20320 | - | Seed Tube W/Computerized Sensor, Ground Contact Drive | 11 | --- | - | --- |
| | GA18919 | - | Seed Tube Only | 12 | GA19836 GA19837 | - | Extension Cable, 205", 12 Row and 16 Row Extension Cable, 307", 24 Row |
| 2 | GA12812 | - | Hall Effect Adapter | 13 | GA20313 GA20312 GA20311 | - | 12V ASABE Light Harness, 12 Row 12V ASABE Light Harness, 16 Row 12V ASABE Light Harness, 24 Row |
| 3 | GA14846 | - | High Pressure Sensor (0-120 PSI) | 14 | GA20262 GA20107 GA20106 | - | Main Harness (Hydraulic/PDP/Vacuum/ Work Light), 12 Row Main Harness (Hydraulic/PDP/Vacuum/ Work Light), 16 Row Main Harness (Hydraulic/PDP/Vacuum/ Work Light), 24 Row |
| 4 | GA14847 | - | Low Pressure Sensor (0-40 IN H ₂ O) | 15 | GA19837 | - | Extension Cable, 307" |
| 5 | GR1415 | - | Rotation Sensor | 16 | --- | - | --- |
| 6 | GA7849 | - | Mux Adapter Cable, 15' | 17 | GA19835 | - | Extension Cable, 120" |
| 7 | GA8022 | - | Planter Harness W/Dust Caps, 6 Row (9 Connectors) | 18 | --- | - | See " Auxiliary Work Lights " on page P267 |
| | GA7850 | - | Planter Harness W/Dust Caps, 8 Row (12 Connectors) | 19 | --- | - | See " Light/Reflective Decal Brackets " on page P266 |
| | GA7851 | - | Planter Harness W/Dust Caps, 12 Row (16 Connectors) | 20 | --- | - | See " Light/Reflective Decal Brackets " on page P266 |
| 8 | GD11993 | - | Dust Cap | 21 | --- | - | See " Auxiliary Work Lights " on page P267 |
| | GA8022 | - | Planter Harness W/Dust Caps, 6 Row (9 Connectors) | | | | |
| | GD11993 | - | Dust Cap | | | | |
| 9 | GA19836 | - | Extension Cable, 205" | | | | |
| 10 | GA19836 GD11993 | - | Extension Cable, 205", 24 Row Dust Cap | | | | |

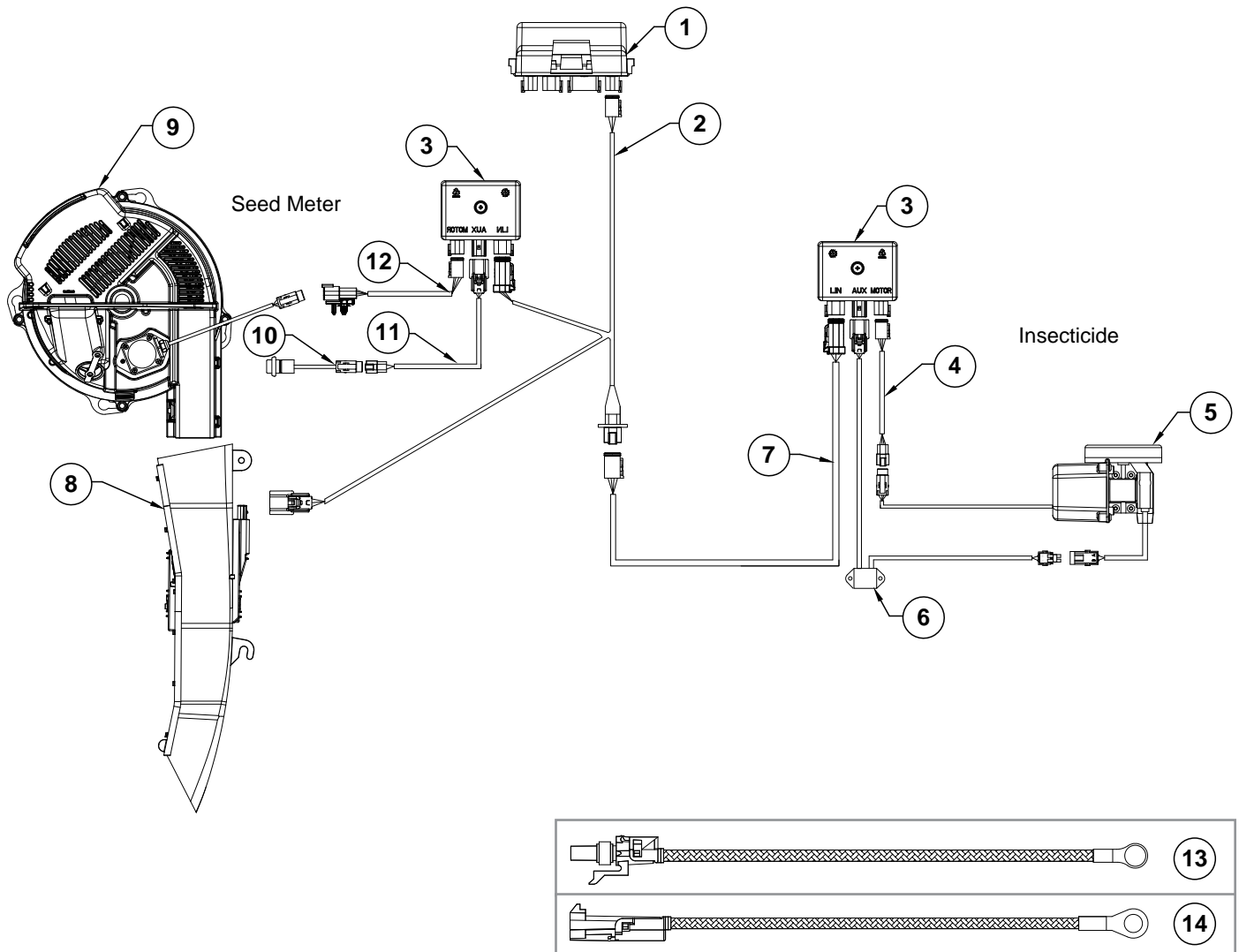
(Z0278)



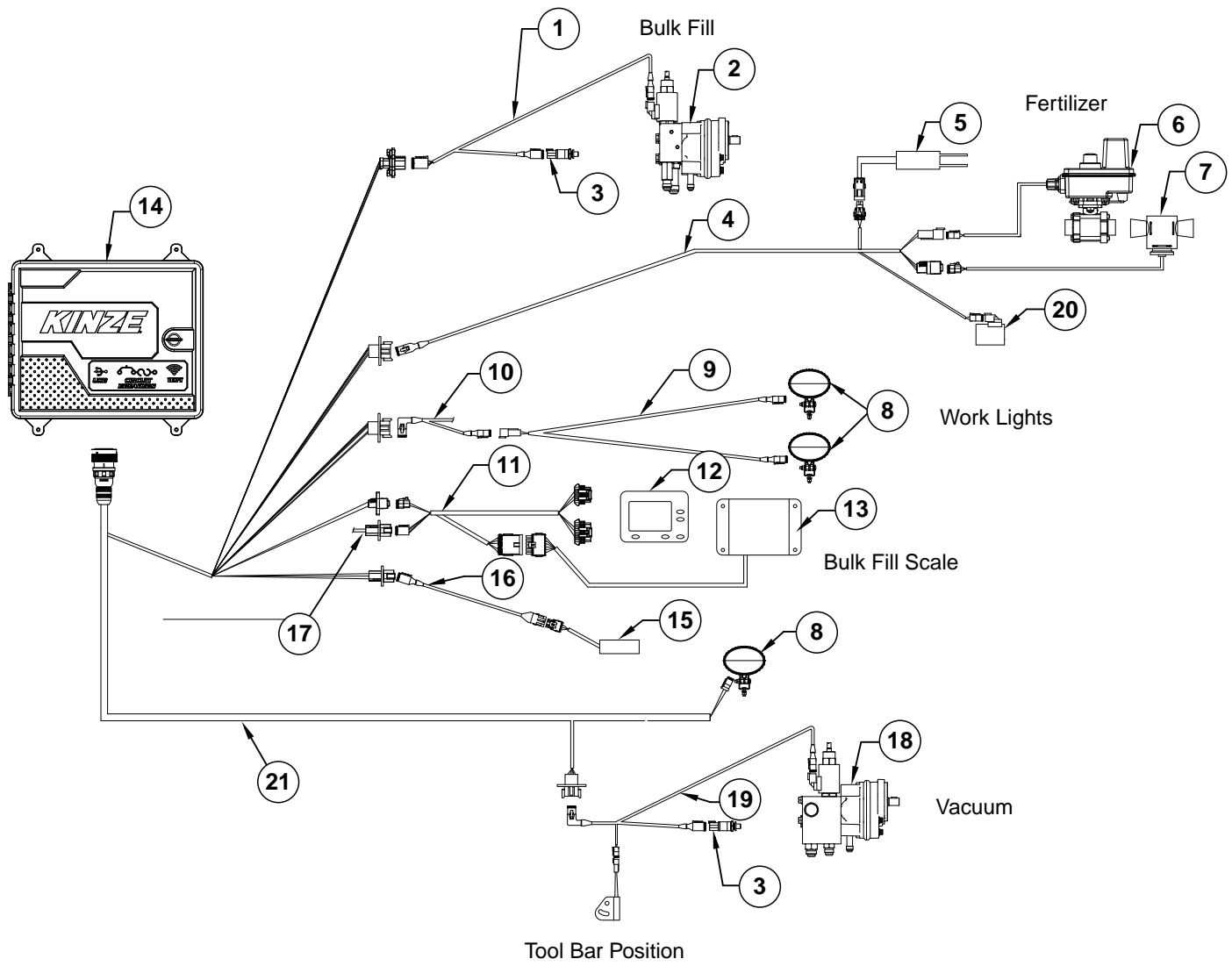
| ITEM | PART NO. | QTY. | DESCRIPTION | ITEM | PART NO. | QTY. | DESCRIPTION |
|------|----------|------|--|------|----------|------|--|
| 1 | GA16374 | | Electric Clutch | 24 | GA20361 | | ISO Cable, 12 Row and 16 Row |
| 2 | GA17200 | | Adapter Clutch HS Driver Cable | | GA20360 | | ISO Cable, 24 Row |
| 3 | GA19263 | - | 12V Clutch Cable, 12 Row | 25 | GA19392 | | ISO Extension Cable |
| | GA19264 | - | 12V Clutch Cable, 16 Row | 26 | GA20313 | - | 12V ASABE Light Harness, 12 Row |
| | GA19265 | - | 12V Clutch Cable, 24 Row | | GA20312 | - | 12V ASABE Light Harness, 16 Row |
| 4 | GA18073 | | See "Hopper Support and Position Switch" on page P5. | | GA20311 | - | 12V ASABE Light Harness, 24 Row |
| 5 | GA22137 | - | Implement Switch Extension Cable, 12 Row | 27 | GA8022 | - | Planter Harness W/Dust Caps, 6 Row (9 Connectors) |
| | GA22138 | - | Implement Switch Extension Cable, 16 Row | | GA7850 | - | Planter Harness W/Dust Caps, 8 Row (12 Connectors) |
| | GA22139 | - | Implement Switch Extension Cable, 24 Row | | GA7851 | - | Planter Harness W/Dust Caps, 12 Row (16 Connectors) |
| 6 | GA16382 | - | Section Adapter Cable (2 Row), 12 Row | | GD11993 | - | Dust Cap |
| | GA16375 | - | Section Adapter Cable (2 Row), 16 Row | 28 | GA20320 | - | Seed Tube W/Computerized Sensor, Ground Contact Drive |
| | GA16386 | - | Section Adapter Cable (2 Row), 24 Row | | | | |
| 7 | GD22975 | | 2-Way Y-Splitter | | | | |
| 8 | GD22974 | | Terminating Resistor, 2-Way DTM | 29 | GA18919 | - | Seed Tube Only |
| 9 | GA15883 | | CAN Jumper Cable | | GA15884 | 1 | Rate Control Cable |
| 10 | GA15882 | | Product Control Module Cable | 30 | GA12812 | 1 | Hall Effect Adapter |
| 11 | GA20897 | - | Mux Adapter Cable, 110" | 31 | GA16343 | 1 | Jump Start Cable |
| 12 | GA7854 | - | Extension Harness W/Dust Cap, 15' | 32 | GA22137 | 1 | Position Switch Extension Cable, 12 Row |
| | GD11993 | - | Dust Cap | | GA22138 | 1 | Position Switch Extension Cable, 16 Row |
| 13 | GA8022 | - | Planter Harness W/Dust Caps, 6 Row (9 Connectors) | | GA22139 | 1 | Position Switch Extension Cable, 24 Row |
| | GD11993 | - | Dust Cap | 33 | GA19216 | 1 | Seed Rate Cable, 12 Row |
| 14 | GA12812 | - | Hall Effect Adapter | | GA19218 | 1 | Seed Rate Cable, 16 Row |
| 15 | GA14847 | - | Low Pressure Sensor (0-40 IN H ₂ O) | | GA19220 | 1 | Seed Rate Cable, 24 Row |
| 16 | GA14846 | - | High Pressure Sensor (0-120 PSI) | 34 | GA22140 | 1 | Jump Start Cable |
| 17 | GR1415 | - | Rotation Sensor | | | | |
| 18 | --- | - | See "Auxiliary Work Lights" on page P267 | | | | |
| 19 | GA19211 | | ISO Implement Cable, 124", 12 Row | | | | |
| | GA20898 | | ISO Implement Cable, 132", 16 Row | | | | |
| | GA19210 | | ISO Implement Cable, 206", 24 Row | | | | |
| 20 | --- | - | See "Auxiliary Work Lights" on page P267 | | | | |
| 21 | --- | - | See "Light/Reflective Decal Brackets" on page P266 | | | | |
| 22 | --- | - | See "Light/Reflective Decal Brackets" on page P266 | | | | |
| 23 | GA20262 | - | Main Harness (Hydraulic/PDP/Vacuum/ Work Light), 12 Row | | | | |
| | GA20107 | - | Main Harness (Hydraulic/PDP/Vacuum/ Work Light), 16 Row | | | | |
| | GA20106 | - | Main Harness (Hydraulic/PDP/Vacuum/ Work Light), 24 Row | | | | |



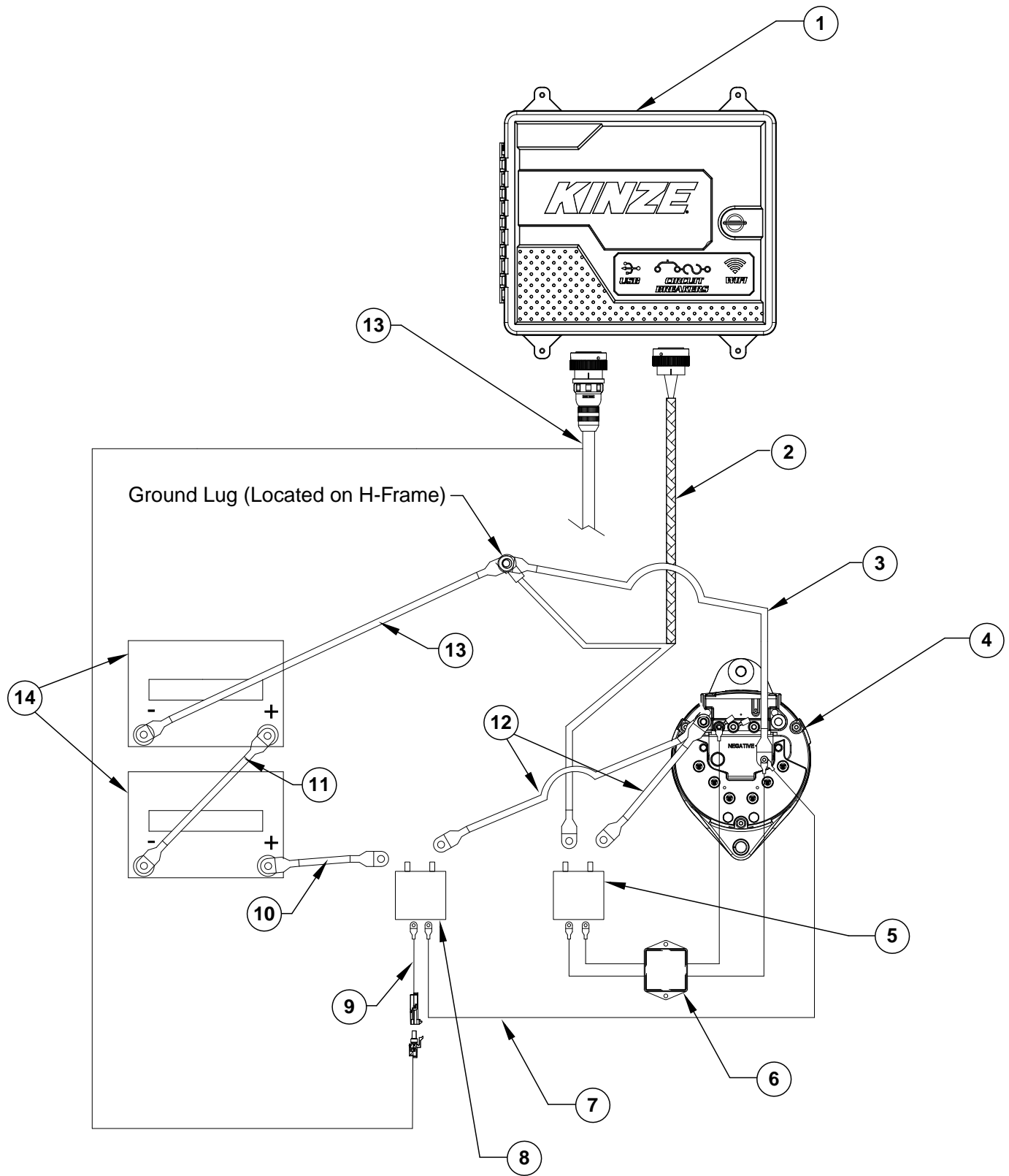
| ITEM | PART NO. | QTY. | DESCRIPTION |
|------|----------|------|--------------------|
| 1 | GA19425 | - | Master Module Tech |
| | GR2232 | - | Mounting Clips |
| 2 | GA19396 | 2 | Can/Power, 12 Row |
| | GA19395 | - | Can/Power, 16 Row |
| | GA19394 | - | Can/Power, 24 Row |
| 3 | GA20317 | - | Row Module |



| ITEM | PART NO. | QTY. | DESCRIPTION |
|------|----------|------|---|
| 1 | GA19427 | 1 | Row Module |
| 2 | GA19399 | 1 | Lin Ru Cable, 79" |
| | GA19408 | - | Lin Ru Cable, 86" |
| 3 | GA20316 | 1 | Driver Module Motor |
| 4 | GA19402 | 1 | Insecticide Motor Cable |
| 5 | --- | - | See "Granular Chemical Meter Drive Assembly (Electric Drive)" on page P41 |
| 6 | GA16094 | 1 | C-V Converter |
| 7 | GA19403 | 1 | Insecticide Communication Cable |
| 8 | GA18944 | - | Seed Tube W/Computerized Sensor, Electric Drive |
| 9 | --- | - | See "Vacuum Seed Meter" on page P17 |
| 10 | GA15485 | 1 | Manual Run Button |
| 11 | GA19423 | 1 | Manual Button Cable |
| 12 | GA19401 | 1 | Motor Cable |
| 13 | GA20710 | - | Granular Chemical Motor ESD Drain Harness |
| | GA20711 | - | Seed Meter Motor ESD Drain Harness |
| 14 | GA20712 | - | Row Unit ESD Drain Harness |

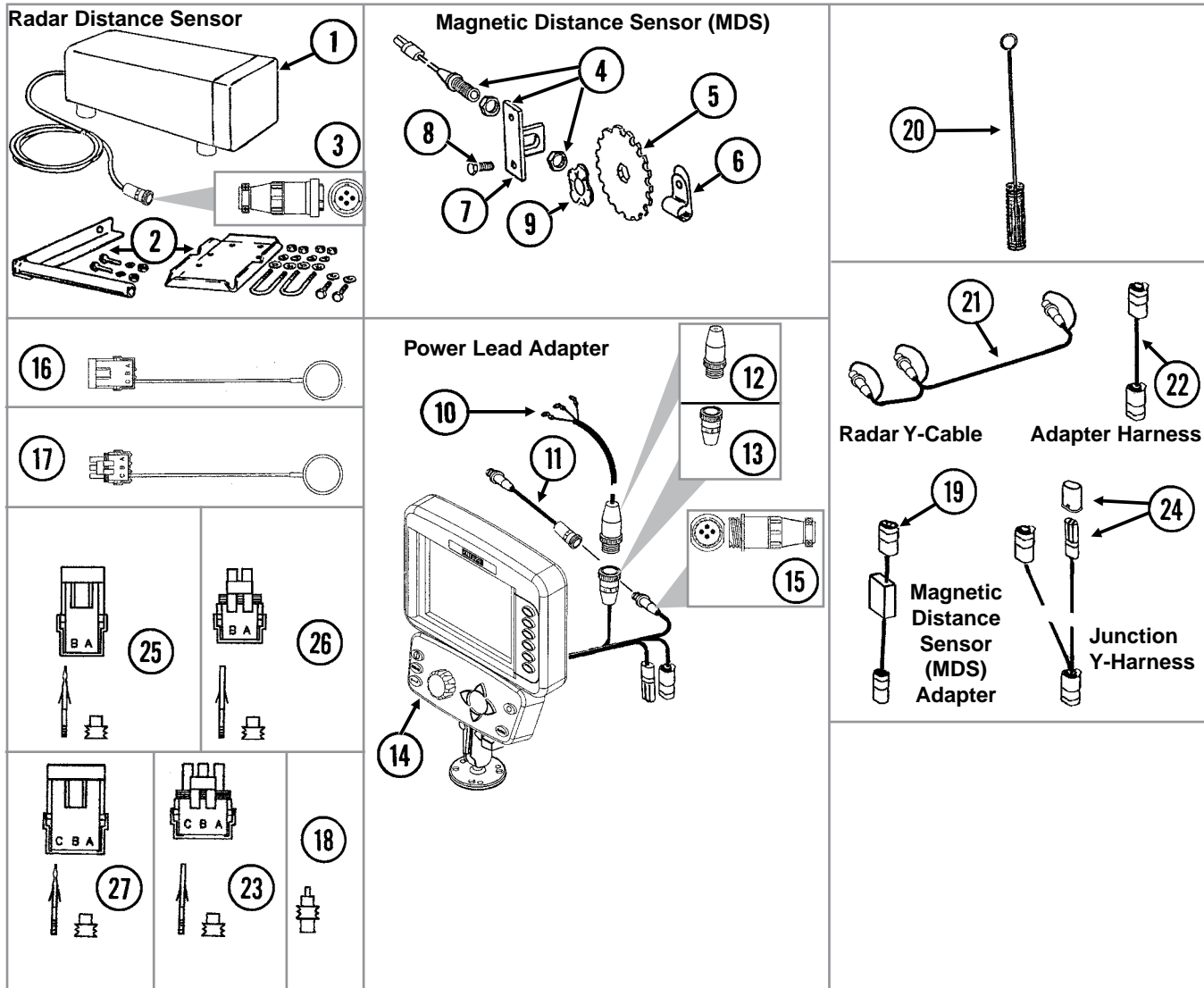


| ITEM | PART NO. | QTY. | DESCRIPTION |
|------|----------|------|---|
| 1 | GA19398 | 1 | Bulk Fill Fan Cable |
| 2 | GA16096 | - | See "Bulk Fill Fan Assembly" on page P57 |
| 3 | GA14805 | 2 | Air Pressure/Vacuum Sensor |
| 4 | GA19421 | 1 | Fertilizer Control Cable |
| 5 | GA18720 | 1 | Liquid Level Sensor |
| 6 | GA14814 | 1 | Fertilizer Control Valve |
| 7 | GA14813 | 1 | Flow Meter |
| 8 | --- | 2 | See "Auxiliary Work Lights" on page P267 |
| 9 | GA20375 | 1 | Center Work Light Cable |
| 10 | GA19397 | 1 | Lights Cable |
| 11 | GA19388 | 1 | Bulk Fill Scale Can Cable |
| 12 | --- | - | See "Bulk Fill Scale Package" on page P69 |
| 13 | GA14807 | 1 | Scale Module CAN |
| 14 | GA19425 | 1 | Master Module Tech |
| | GR2232 | 4 | Mounting Clips |
| 15 | GA13204 | 1 | Hall Effect Sensor |
| 16 | GA19393 | 1 | Jump Start Cable |
| 17 | GA19396 | 1 | Can/Power Cable, 12 Row |
| | GA19395 | - | Can/Power Cable, 16 Row |
| | GA19394 | - | Can/Power Cable, 24 Row |
| 18 | GA18045 | 1 | See "Vacuum Fan Assembly" on page P47 |
| 19 | GA21499 | 1 | VAC/TPS Cable |
| 20 | GA14799 | 1 | Coil |
| 21 | GA19414 | 1 | R.H. Auxiliary Cable, 12 Row |
| | GA19416 | - | R.H. Auxiliary Cable, 16 Row |
| | GA19420 | - | R.H. Auxiliary Cable, 24 Row |



| ITEM | PART NO. | QTY. | DESCRIPTION |
|------|----------|------|--|
| 1 | GA19425 | 1 | Master Module Tech |
| | GR2232 | 4 | Mounting Clips |
| 2 | GA19406 | - | 24 VDC Power Cable |
| 3 | GA19410 | - | Ground Cable |
| 4 | GA19301 | - | Alternator, 28 Volt/200 Amp |
| 5 | GA19302 | - | Contactor, 24 Volt/200 Amp |
| 6 | GA18934 | - | Rectifier, 24 VDC |
| 7 | GA19310 | - | Alternator to Contactor, 24 Volt (Black) |
| 8 | GA19306 | - | Contactor, 12 Volt/200 Amp |
| 9 | GA19405 | - | Alternator Field Coil Cable |
| 10 | GA19313 | - | Alternator to Battery, 24 Volt |
| 11 | GA19312 | - | Battery to Battery, 24 Volt |
| 12 | GA19311 | - | Alternator to Contactor, 24 Volt (Red) |
| 13 | GA19413 | 1 | L.H. Auxiliary Cable, 12 Row |
| | GA19415 | - | L.H. Auxiliary Cable, 16 Row |
| | GA19418 | - | L.H. Auxiliary Cable, 24 Row |
| 14 | GD28363 | - | Battery, 12 Volt |

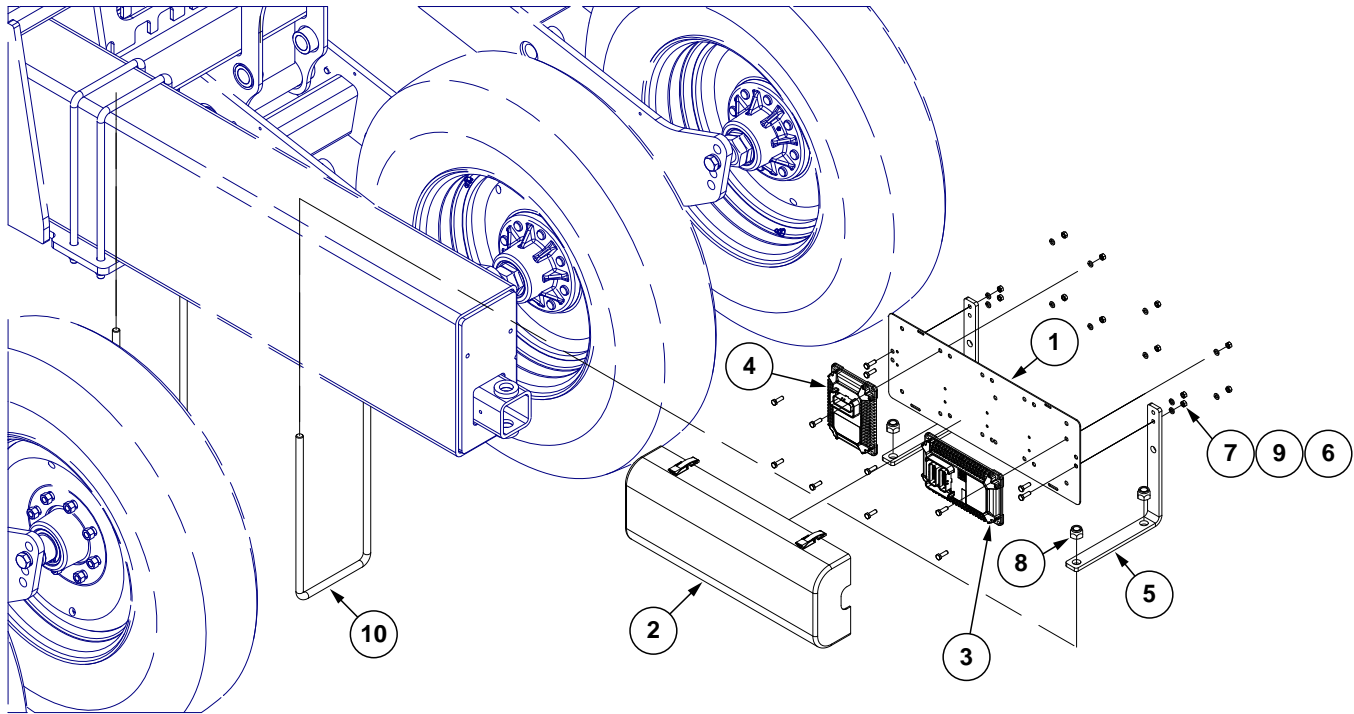
(MTR43w)



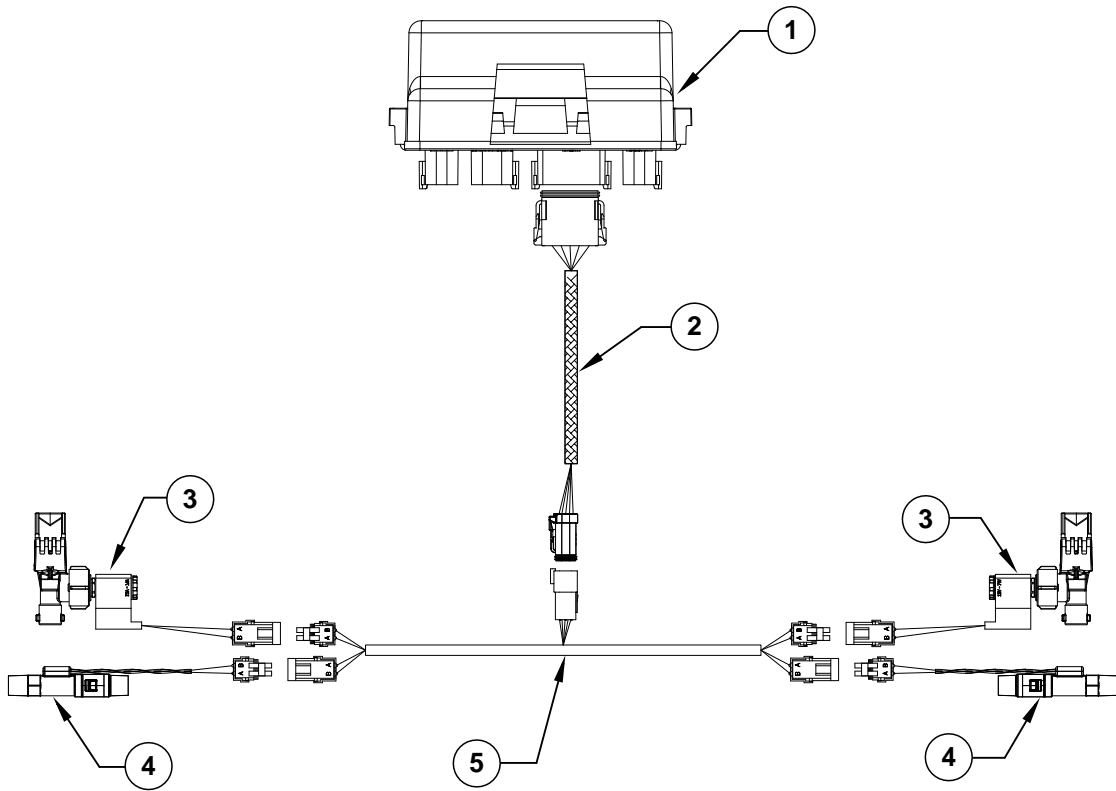
| ITEM | PART NO. | QTY. | DESCRIPTION |
|------|----------|------|--|
| 1 | GA7858 | - | Radar Distance Sensor W/20' Cable |
| 2 | GA8026 | - | Radar Sensor Pipe/Mounting Bracket Package |
| 3 | G1K323 | - | 4-Pin Connector Kit W/Female Housing, Includes: (4) Pins, (1) Cable Clamp |
| 4 | GA5600 | 1 | Magnetic Distance Sensor |
| 5 | GD8751 | - | Magnetic Distance Sensor Pulse Wheel |
| 6 | GD13348 | - | Insulated Clamp, 1 1/16" |
| 7 | GD8770 | 1 | Bracket |
| 8 | G10001 | 2 | Hex Head Cap Screw, 3/8"-16 x 1" |
| | G10229 | 2 | Lock Washer, 3/8" |
| | G10101 | 2 | Hex Nut, 3/8"-16 |
| 9 | GD8771 | 1 | Spring Wave Washer |
| 10 | GA17547 | 1 | Power Lead Adapter |
| 11 | GA9144 | - | Monitor/Radar Adapter Cable, 10" |
| 12 | G1K267 | - | Power Lead Adapter Connector Kit, Includes: (1) Cable Clamp, (1) 3-Pin Connector, (3) Male Terminal Pins |

| ITEM | PART NO. | QTY. | DESCRIPTION |
|------|----------|------|--|
| 13 | G1K268 | - | Console Cable Connector Kit, Includes: (1) Cable Clamp, (1) 3-Pin Connector, (1) Lock Ring, (3) Female Terminal Pins |
| 14 | G8647x | 1 | KPM III Backlit Console W/Brush (Item 20), Dust Plug (Item 32), Mounting Bracket Assembly, Console Mounting Bracket Hardware And Power Harness |
| | GA12403 | - | Mounting Bracket Assembly, Includes: (2) Mounting Brackets, (2) Connector Halves, (1) Compression Spring, (1) Tension Knob, (1) ¼"-20 x 1¼" Hex Head Cap Screw, (1) ¼" Plastic Washer, (1) ¼" Steel Washer |
| | GR1762 | - | Console Mounting Bracket Hardware Package, Includes: (3) No. 10-32 x 5/8" Hex Socket Pan Head Screws, (3) No. 10 Lock Washers |
| | GA7849 | - | Power Harness |
| 15 | G1K322 | - | 4-Pin Connector Kit W/Male Housing, (4) Female Socket Contacts and (1) Cable Clamp |
| 16 | GA8046 | - | Dust Plug (Black) |
| | GA9978 | - | Dust Plug (Blue) |
| 17 | GA8047 | - | Dust Plug (Black) |
| | GA9979 | - | Dust Plug (Blue) |
| 18 | GD11089 | - | Sealing Plug |
| 19 | GA7859 | 1 | Magnetic Distance Sensor Adapter (Analog To Digital) |
| 20 | GR0594 | - | Brush |
| 21 | GR0586 | 1 | Radar Y-Cable (Used To Connect Radar Distance Sensor For Multiple Functions) |
| 22 | GA7857 | - | Adapter Harness, 1' |
| 23 | G1K252 | - | 3-Pin Male Connector Kit (Black), Includes: (3) 3-Pin Male Housings, (9) Socket Contacts, (9) Seals |
| | G1K363 | - | 3-Pin Male Connector Kit (Blue), Includes: (3) 3-Pin Male Housings, (9) Socket Contacts, (9) Seals |
| 24 | GA7853 | - | Junction Y-Harness W/Dust Cap |
| | GD11993 | - | Dust Cap |
| 25 | G1K321 | - | 2-Pin Female Connector Kit (Black), Includes: (3) 2-Pin Female Housings, (6) Pin Contacts, (6) Seals |
| 26 | G1K320 | - | 2-Pin Male Connector Kit (Black), Includes: (3) 2-Pin Male Housings, (6) Socket Contacts, (6) Seals |
| 27 | G1K248 | - | 3-Pin Female Connector Kit (Black), Includes: (3) 3-Pin Female Housings, (9) Pin Contacts, (9) Seals |
| | G1K362 | - | 3-Pin Female Connector Kit (Blue), Includes: (3) 3-Pin Female Housings, (9) Pin Contacts, (9) Seals |
| A | GA6147 | - | Magnetic Distance Sensor And Mounting Package (Items 4-9) |

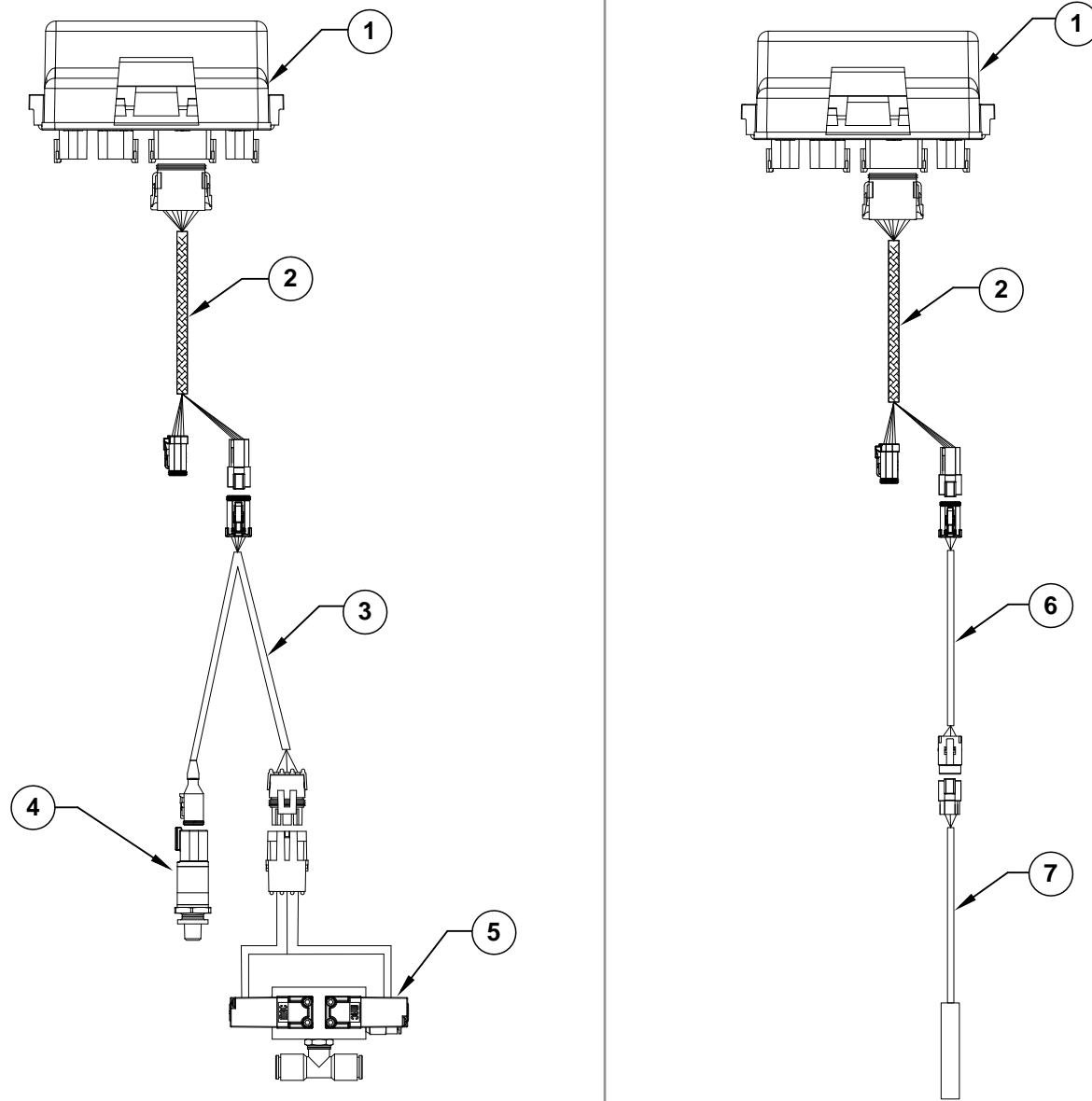
(A20788)



| ITEM | PART NO. | QTY. | DESCRIPTION |
|------|----------|------|-------------------------------------|
| 1 | GD18013 | 1 | Bracket |
| 2 | GA12563 | 1 | Module Cover Assembly W/Lock Clamps |
| 3 | GA15288 | 1 | Product Control Module |
| 4 | GA15290 | 1 | ISOBUS Planter Monitor Module |
| 5 | GD29105 | 2 | Module Bracket Mount |
| 6 | G10019 | 12 | Hex Head Cap Screw, 5/16"-18 x 1" |
| 7 | G10106 | 12 | Hex Nut, 5/16"-18 |
| 8 | G10112 | 4 | Lock Nut, 3/4"-10 |
| 9 | G10232 | 12 | Lock Washer, 5/16" |
| 10 | GD25499 | 2 | U-Bolt, 8" x 16" x 3/4"-10 |



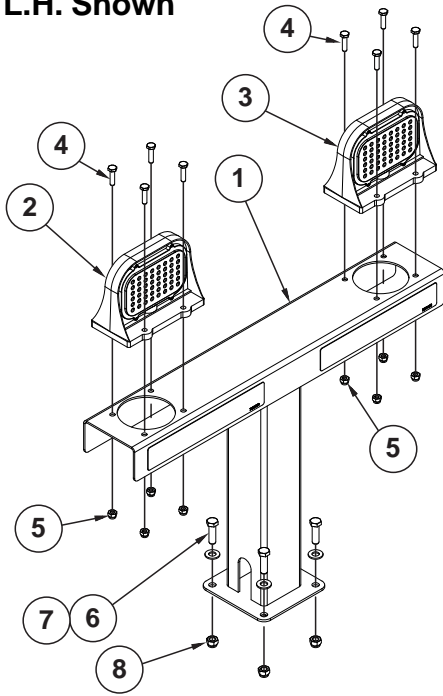
| ITEM | PART NO. | QTY. | DESCRIPTION |
|------|----------|------|--|
| 1 | GA19427 | - | Row Module |
| 2 | GA19407 | - | Row Module Breakout Cable |
| 3 | GA14808 | - | See "Fertilizer Shut Off" on page P340 |
| 4 | GA14812 | - | Flow Switch |
| 5 | GA19400 | - | Fertilizer Option Cable |



| ITEM | PART NO. | QTY. | DESCRIPTION |
|------|----------|------|--|
| 1 | GA19427 | - | Row Module |
| 2 | GA19422 | - | Row Module Breakout Cable |
| 3 | GA19404 | - | Basic PDP Cable |
| 4 | GA14804 | - | Pressure Sensor (0-120 PSI) |
| 5 | GA17548 | - | See "Air Valve Assembly, Advanced ISOBUS" on page P135 |
| 6 | GA19419 | - | Temperature Sensor Cable |
| 7 | GA18605 | - | Temperature Sensor |

(A17569)

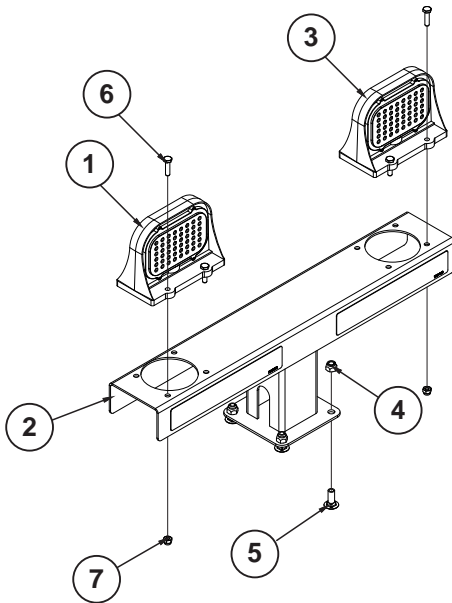
L.H. Shown



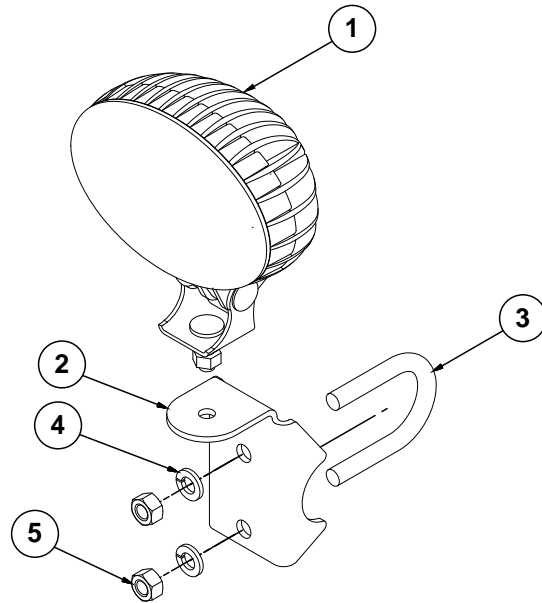
| ITEM | PART NO. | QTY. | DESCRIPTION |
|------|----------|------|--------------------------------------|
| 1 | GA21332 | 1 | Light Mount |
| 2 | GA18350 | 1 | Flasher Lamp, Amber |
| 3 | GA17833 | 1 | Stop/Turn Lamp, Red |
| 4 | G10064 | 8 | Hex Head Cap Screw, 1/4"-20 x 1" |
| 5 | G11320 | 8 | Lock Nut, 1/4"-20, Grade B |
| 6 | G10004 | 4 | Hex Head Cap Screw, 3/8"-16 x 1 1/4" |
| 7 | G11387 | 4 | Flat Washer, 3/8" SAE |
| 8 | G10108 | 4 | Lock Nut, 3/8"-16 |

(A18171)

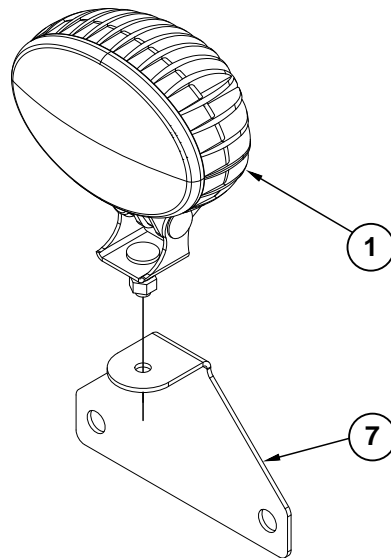
L.H. Shown



| ITEM | PART NO. | QTY. | DESCRIPTION |
|------|----------|------|----------------------------------|
| 1 | GA18350 | 1 | Flasher Lamp, Amber |
| 2 | GA21333 | 1 | Light Mount |
| 3 | GA17833 | 1 | Stop/Turn Lamp, Red |
| 4 | G10108 | 4 | Lock Nut, 3/8"-16 |
| 5 | G10305 | 4 | Carriage Bolt, 3/8"-16 x 1" |
| 6 | G10064 | 8 | Hex Head Cap Screw, 1/4"-20 x 1" |
| 7 | G11320 | 8 | Lock Nut, 1/4"-20, Grade B |



Work Light (Bulk Fill)

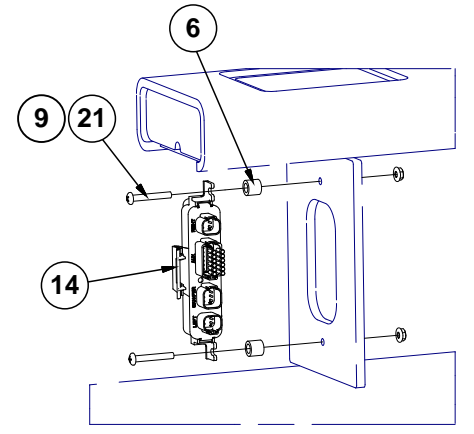
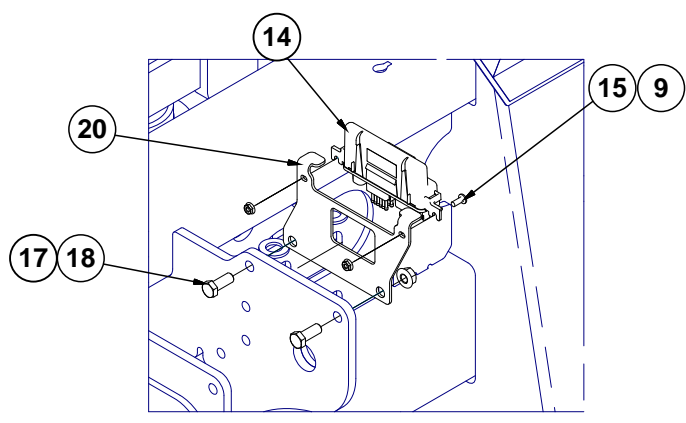
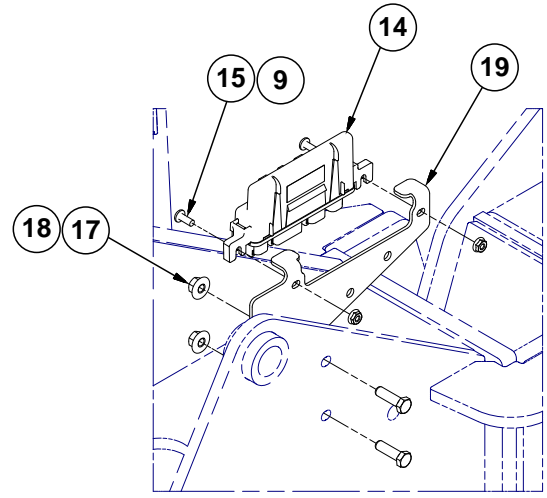
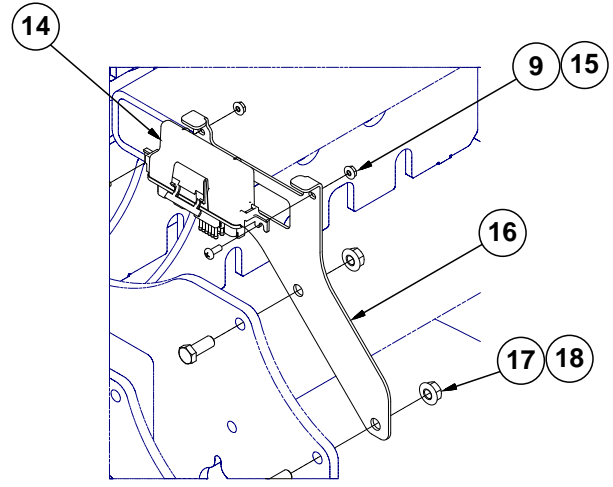
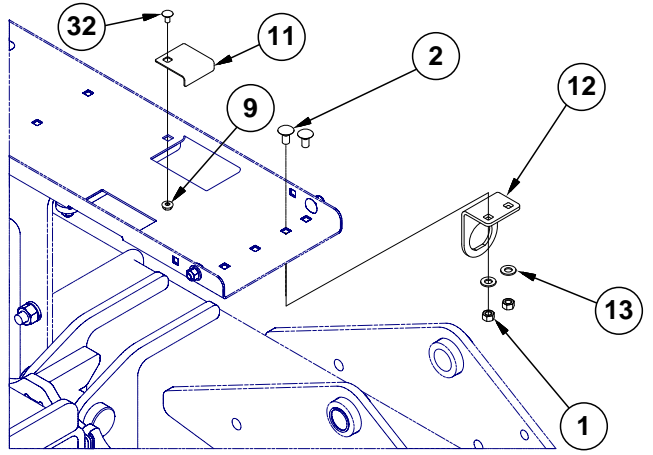
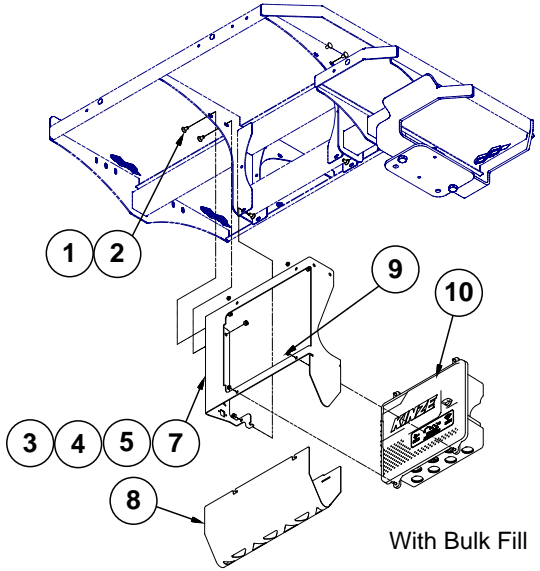


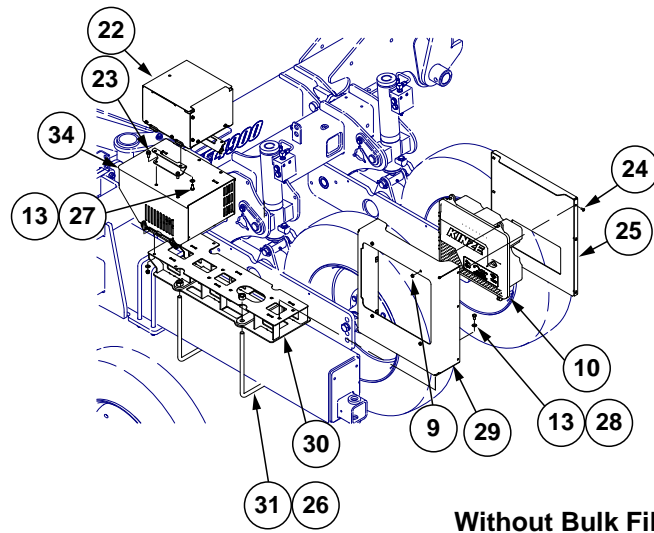
Work Light (Conventional Machines)

| ITEM | PART NO. | QTY. | DESCRIPTION |
|------|----------|------|---------------------|
| 1 | GA18486 | - | Work Light |
| 2 | GD26989 | - | Work Light Bracket |
| 3 | GD27190 | - | U-Bolt, 1½" x ⅜"-16 |
| 4 | G10229 | - | Lock Washer, ⅜" |
| 5 | G10101 | - | Hex Nut, ⅜"-16 |
| 6 | --- | - | --- |
| 7 | GD25619 | - | Work Light Bracket |
| 8 | --- | - | --- |

This page left blank intentionally.

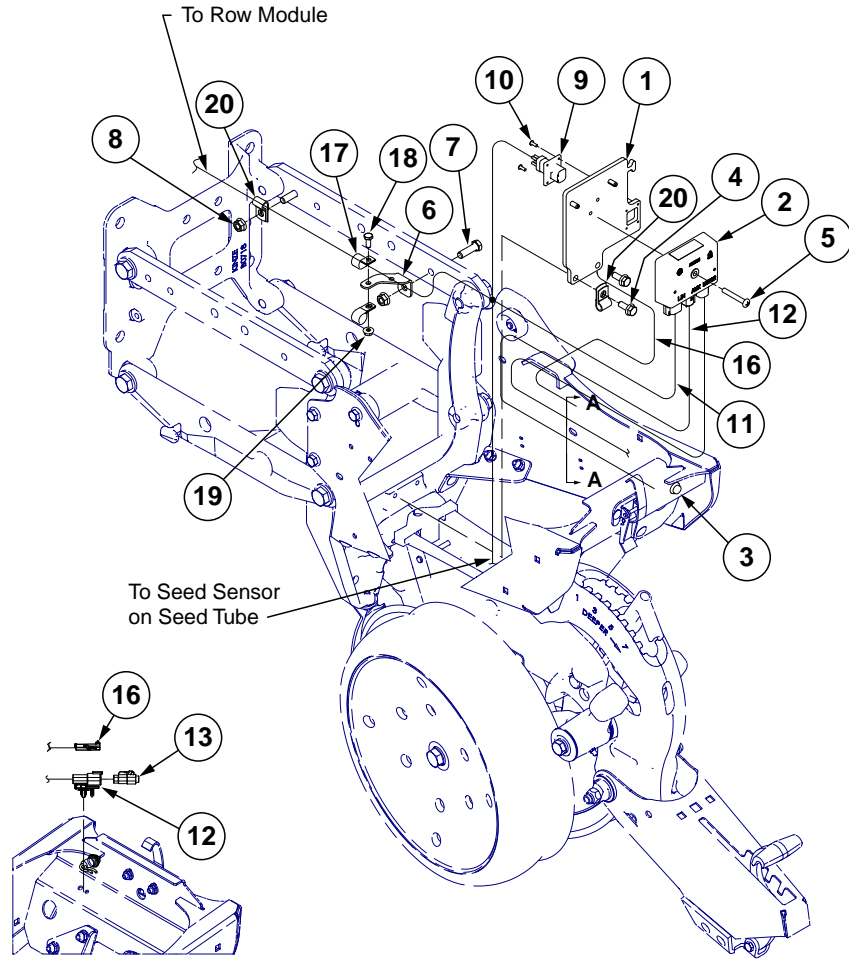
(A17916)



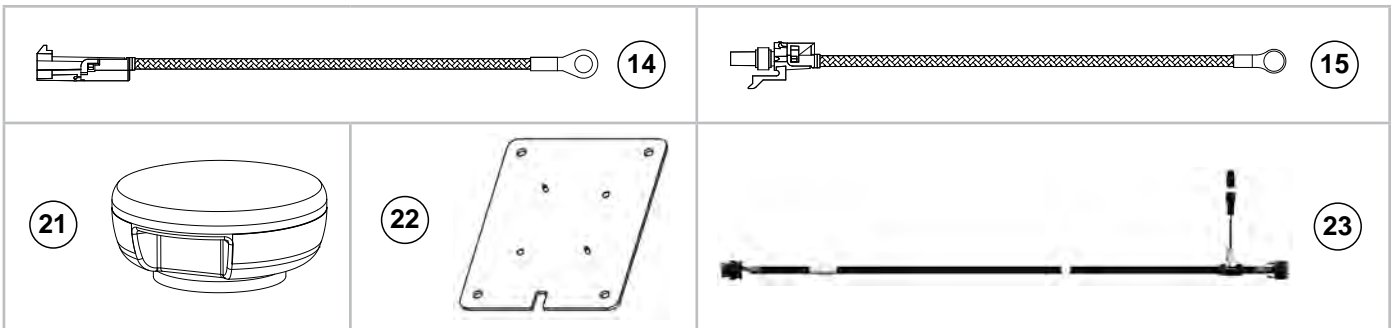


| ITEM | PART NO. | QTY. | DESCRIPTION |
|------|-----------|------|---|
| 1 | G10101 | - | Hex Nut, 3/8"-16 |
| 2 | G10308 | - | Carriage Bolt, 3/8"-16 x 3/4" |
| 3 | G11206 | - | Lock Nut, No. 10-32 |
| 4 | G11216 | - | Phillips Pan Head Machine Screw, No. 10-32 x 1/2", Stainless Steel |
| 5 | G11202 | - | Lock Nut W/Nylon Insert, No. 8-32, Stainless Steel |
| 6 | GD2971-10 | - | Sleeve |
| 7 | GA19149 | - | Master Module Mounting Bracket |
| 8 | GD27510 | - | Master Module Harness Cover |
| 9 | G10621 | - | Serrated Flange Nut, 1/4"-20 |
| 10 | GA19425 | - | Master Module |
| | GR2232 | - | Mounting Clips |
| 11 | GD31328 | - | Edge Protector Bracket |
| 12 | GD26175 | - | Connector Bracket |
| 13 | G11387 | - | Flat Washer, 3/8" SAE |
| 14 | GA19427 | - | See "Row Unit Electrical Schematic (Electric Drive)" on page P256 |
| 15 | G11348 | - | Phillips Pan Head Machine Screw, 1/4"-20 x 5/8", Grade 1 |
| 16 | GD29458 | - | Center Row Module Mount Bracket |
| 17 | G10071 | - | Serrated Flange Nut, 1/2"-13 |
| 18 | G10037 | - | Hex Head Cap Screw, 1/2"-13 X 1 1/4" |
| 19 | GD29601 | 1 | L.H. Wing Row Module Mount Bracket |
| | GD29604 | - | R.H. Wing Row Module Mount Bracket |
| 20 | GD27125 | - | Center Row Module Mount Bracket |
| 21 | G11471 | - | Phillips Pan Head Machine Screw, 1/4"-20 x 1 3/4" |
| 22 | GA20372 | - | Battery Box |
| 23 | GD28934 | - | Batter Mount Spacer Bracket |
| 24 | G10034 | - | Hex Head Cap Screw, 3/8"-16 x 1/2" |
| 25 | GD30396 | - | Master Module Cover |
| 26 | G10112 | - | Lock Nut, 3/4"-10 |
| 27 | G10002 | - | Hex Head Cap Screw, 3/8"-16 x 3/4" |
| 28 | G10328 | - | Hex Head Cap Screw, 3/8"-16 x 5/8" |
| 29 | GA21110 | - | Master Module Mounting Bracket |
| 30 | GA21108 | - | Power Pack Mount |
| 31 | GD25235 | - | U-Bolt, 8" x 14" x 3/4"-10 |
| 32 | G11059 | 1 | Carriage Bolt, 1/4"-20 x 1/2", Grade 2 |

(A17916c)

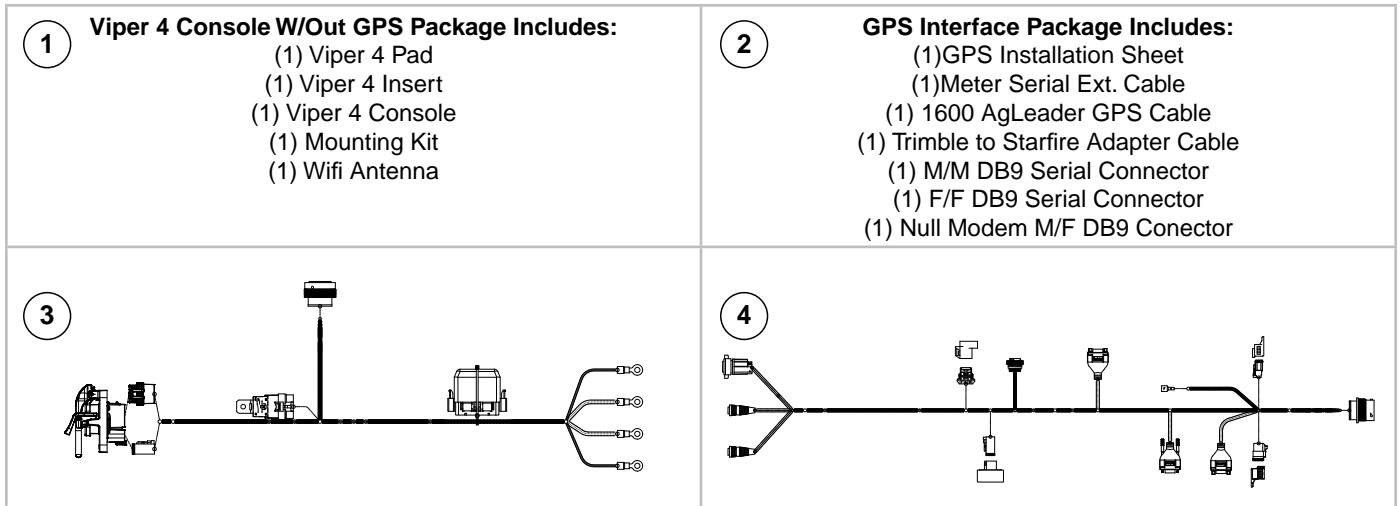


View A-A



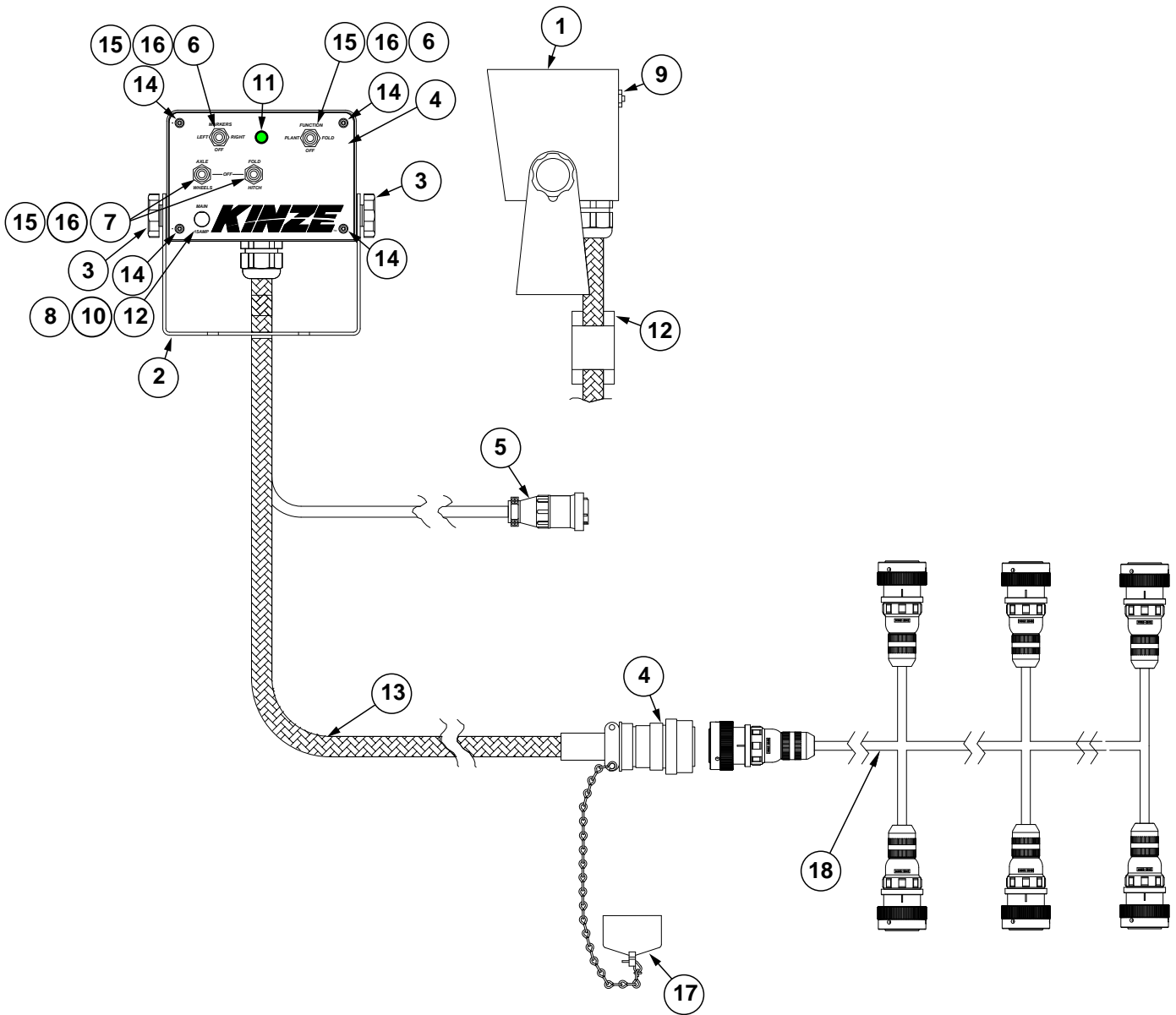
| ITEM | PART NO. | QTY. | DESCRIPTION |
|------|----------|------|---|
| 1 | GA18940 | 1 | Heat Sink Module Mount Plate |
| 2 | GA20316 | 1 | Motor Driver Module |
| 3 | GA15485 | 1 | Manual Run Button |
| 4 | G11539 | 2 | Hex Socket Flange Cap Screw, 5/16"-18 x 3/4" |
| 5 | G11471 | 1 | Phillips Pan Head Machine Screw, 1/4"-20 x 1 3/4" |
| 6 | GD30731 | 1 | Row Unit Wire Loom Bracket |
| 7 | G10004 | 1 | Hex Head Cap Screw, 3/8"-16 x 1 1/4" |
| 8 | G10622 | 2 | Serrated Flange Nut, 3/8"-16 |
| 9 | GA19408 | 1 | Lin Ru Cable, 86" |
| 10 | G11347 | 2 | Phillips Pan Head Machine Screw, No. 6-32 x 3/8", Grade 2 |
| 11 | GA19423 | 1 | Manual Button Cable |
| 12 | GA19401 | 1 | Motor Cable |
| 13 | GA18933 | 1 | 4-Pin Dust Plug |
| 14 | GA20711 | - | Seed Meter Motor ESD Drain Harness |
| | GA20712 | - | Row Unit ESD Drain Harness |
| 15 | GA20710 | - | Granular Chemical Motor ESD Drain Harness |
| 16 | GA20712 | 1 | Row Unit ESD Drain Harness |
| 17 | GD27196 | 2 | Insulated Clamp, 5/8" |
| 18 | G10020 | 1 | Hex Head Cap Screw, 1/4"-20 x 5/8" |
| 19 | G10621 | 1 | Serrated Flange Nut, 1/4"-20 |
| 20 | GD6291 | 2 | Insulated Clamp, 3/8" |
| 21 | GA12552 | 1 | GPS Antenna |
| 22 | GA21152 | 1 | GPS Mounting Bracket |
| 23 | GA15464 | 1 | GPS Cable |

This page left blank intentionally.



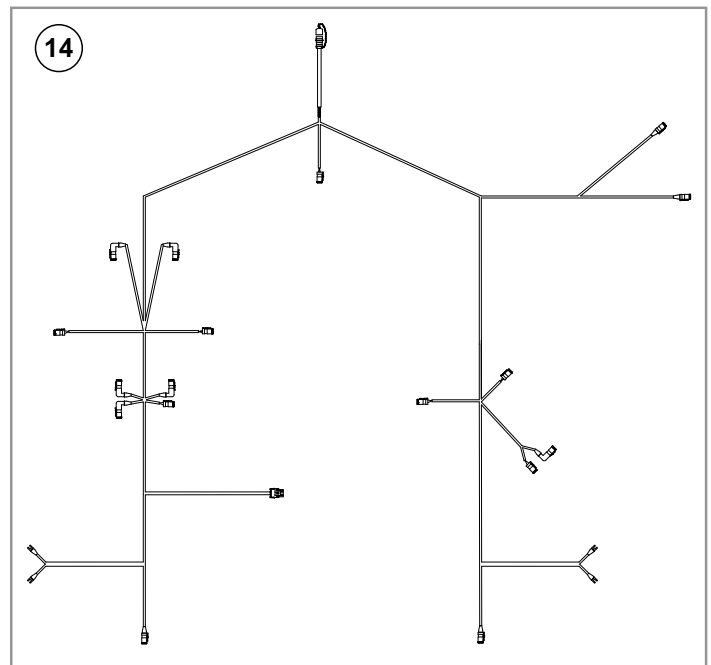
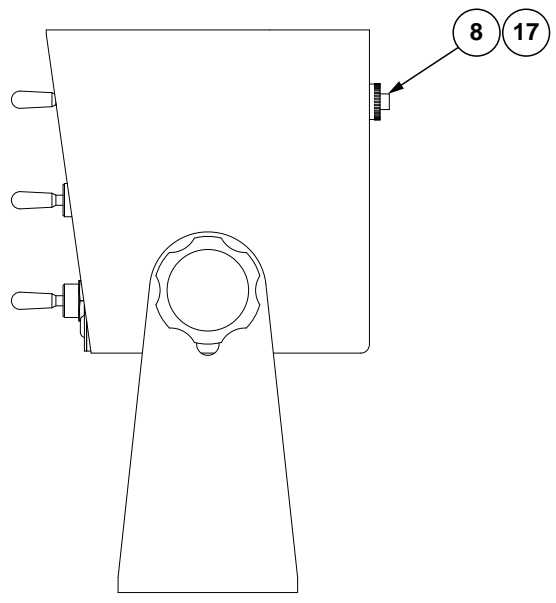
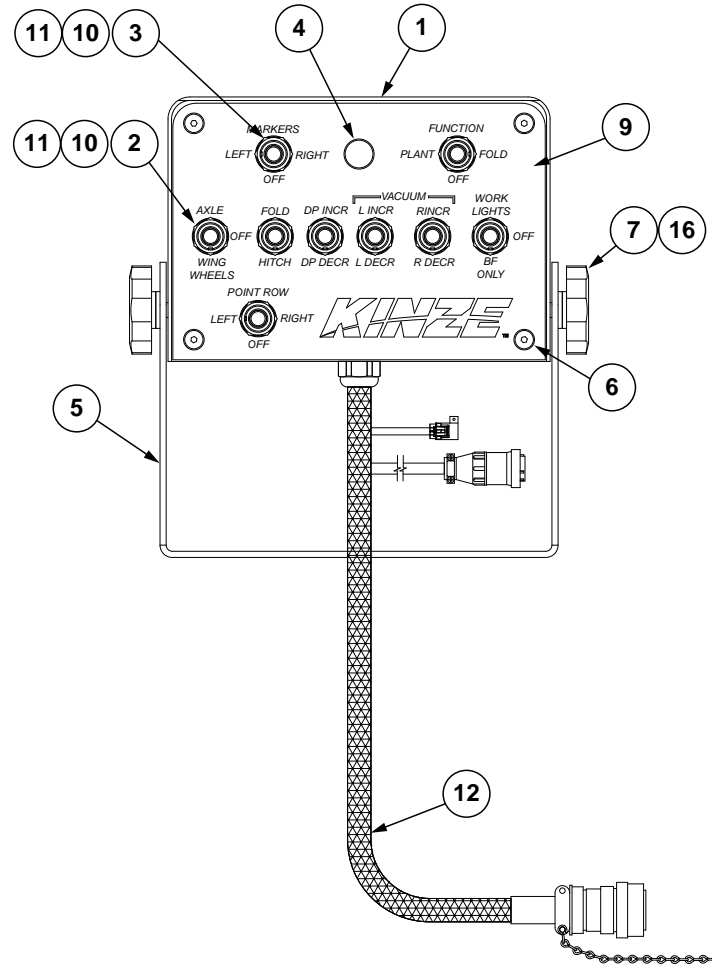
| ITEM | PART NO. | QTY. | DESCRIPTION |
|------|----------|------|-----------------------------------|
| 1 | GA21137 | 1 | Viper 4 Console W/Out GPS Package |
| 2 | GA21143 | 1 | GPS Interface Package |
| 3 | GA20120 | 1 | Chassis Cable |
| 4 | GA21136 | 1 | Viper 4 Console Cable |

(A19962)

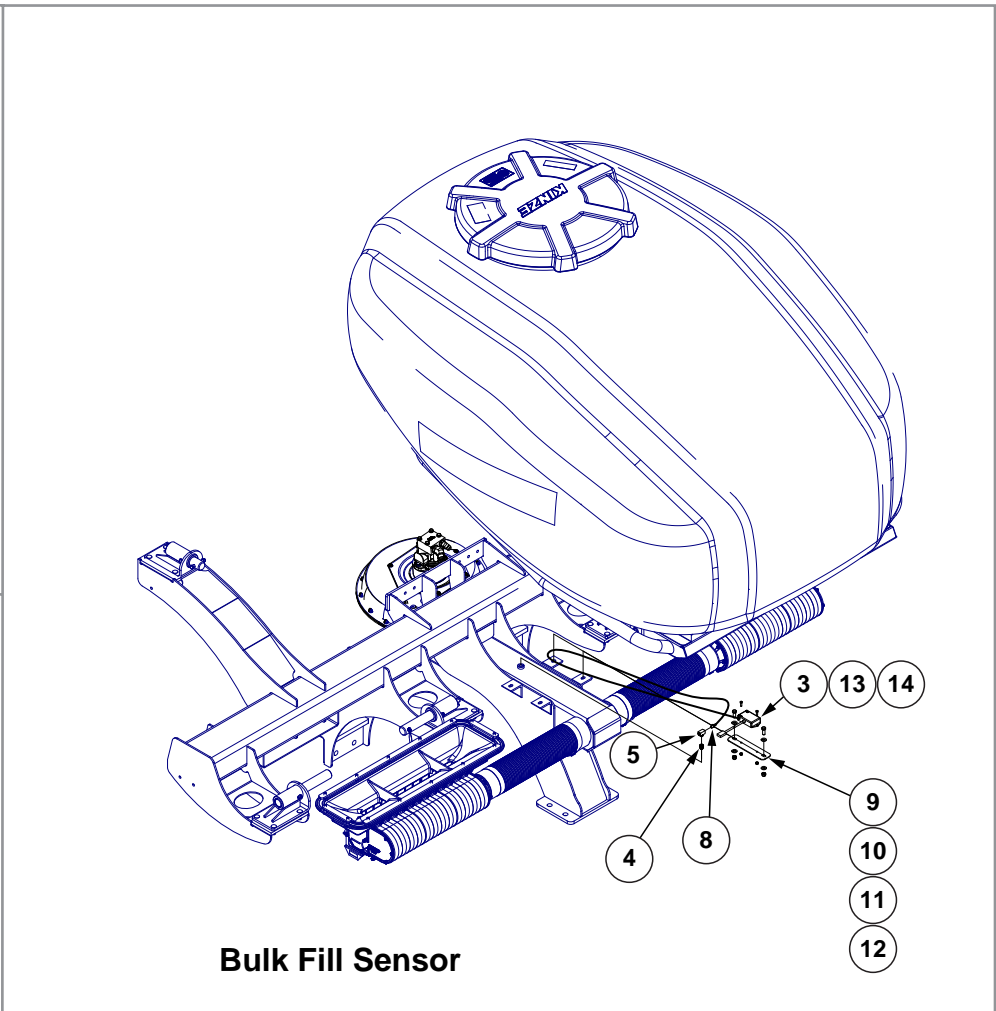
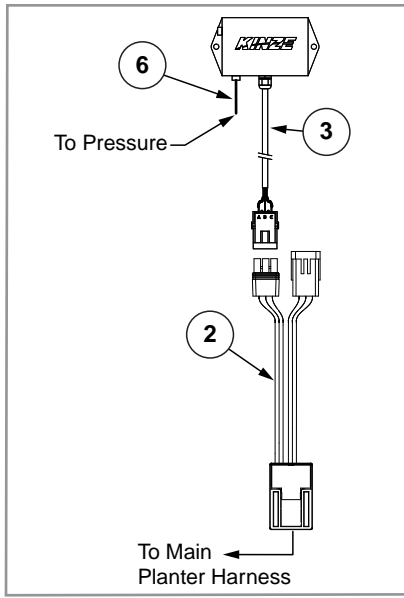


| ITEM | PART NO. | QTY. | DESCRIPTION |
|------|----------|------|---|
| 1 | GA8737 | 1 | Box Shell |
| | GR1290 | 4 | Cage Nut, ¼"-20 |
| 2 | GD9896 | 1 | Mounting Bracket |
| 3 | GA6975 | 2 | Knob |
| 4 | GA19241 | 1 | Control Box Faceplate |
| 5 | G1K268 | - | (1) 3-Pin Connector, (1) Cable Clamp, (1) Lock Ring, (3) Female Terminal Pins |
| 6 | GA2528 | 2 | Switch, 3 Position Toggle, On-Off-On |
| 7 | GA14016 | 2 | Switch, 3 Position Toggle, Momentary On-Off-Momentary On |
| 8 | GD3860 | 1 | O-Ring |
| 9 | GA8731 | 1 | Switch, Push Button W/Transformer |
| 10 | GA2612 | 1 | Fuse Holder W/Spade, 1 ³³ / ₅₀ " |
| 11 | GA10206 | 1 | Indicator Light, Green |
| | GD31485 | - | LED Indicator Light, Green |
| 12 | GD2829 | 2 | Fuse, 15 Amp, Type AGC |
| 13 | GA19963 | 1 | Control Box Cable |
| 14 | GR1292 | 4 | Hex Socket Button Head Cap Screw, No. 8-32 x ½" |
| 15 | GR1363 | 4 | Hex Face Nut, 1 ⁵ / ₃₂ "-32 |
| 16 | GR1364 | 4 | Internal Tooth Lock Washer, 1 ⁵ / ₃₂ " |
| 17 | GA7863 | - | Dust Cap W/Chain |
| 18 | GA19959 | 1 | Control Box Adapter Cable, 12 Row |
| | GA19958 | - | Control Box Adapter Cable, 16 Row |
| | GA19957 | - | Control Box Adapter Cable, 24 Row |
| A | GA19962 | - | Control Box Assembly (Items 1-3, 5-12, and 14-17) |

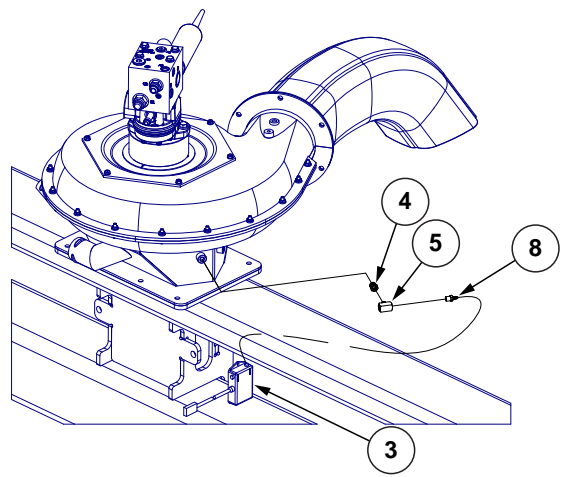
(A20077)



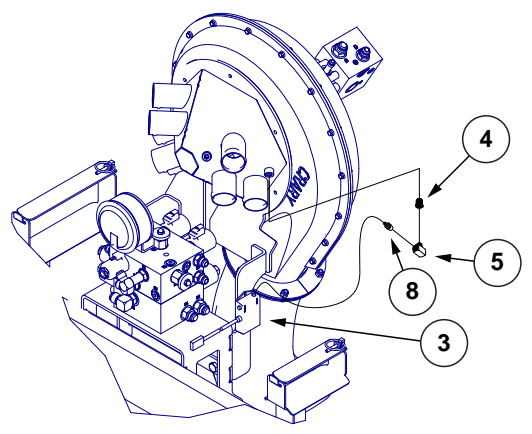
| ITEM | PART NO. | QTY. | DESCRIPTION |
|------|----------|------|--|
| 1 | GA8738 | 1 | Control Box |
| 2 | GA14016 | 3 | Switch, 3 Position Toggle, Momentary On-Off-Momentary On |
| 3 | GA2528 | 2 | Switch, 3 Position Toggle, On-Off-On |
| 4 | GA10206 | 1 | Indicator Light, Green |
| 5 | GD9896 | 1 | Mounting Bracket |
| 6 | GR1292 | 4 | Hex Socket Button Head Cap Screw, No. 8-32 x 1/2" |
| 7 | GA6975 | 2 | Knob |
| 8 | GA8731 | 1 | Switch, Push Button W/Transformer |
| 9 | GA20075 | 1 | Control Box Faceplate |
| 10 | GR1363 | 9 | Hex Face Nut, 15/32"-32 |
| 11 | GR1364 | 9 | Internal Tooth Lock Washer, 15/32" |
| 12 | GA20264 | 1 | 12V Ground Drive Harness |
| 13 | --- | - | --- |
| 14 | GA20262 | 1 | Main Harness (Hydraulic/PDP/Vacuum/Work Light), 12 Row |
| | GA20107 | - | Main Harness (Hydraulic/PDP/Vacuum/Work Light), 16 Row |
| | GA20106 | - | Main Harness (Hydraulic/PDP/Vacuum/Work Light), 24 Row |
| 15 | --- | - | --- |
| 16 | G11385 | 4 | Flat Washer, 1/4" SAE |
| 17 | GA20396 | 2 | Toggle Switch On/Off/On |
| A | GA20077 | - | Control Box Assembly (Items 1-12, 14, and 16-17) |



Bulk Fill Sensor



24 Row
(2 Places)

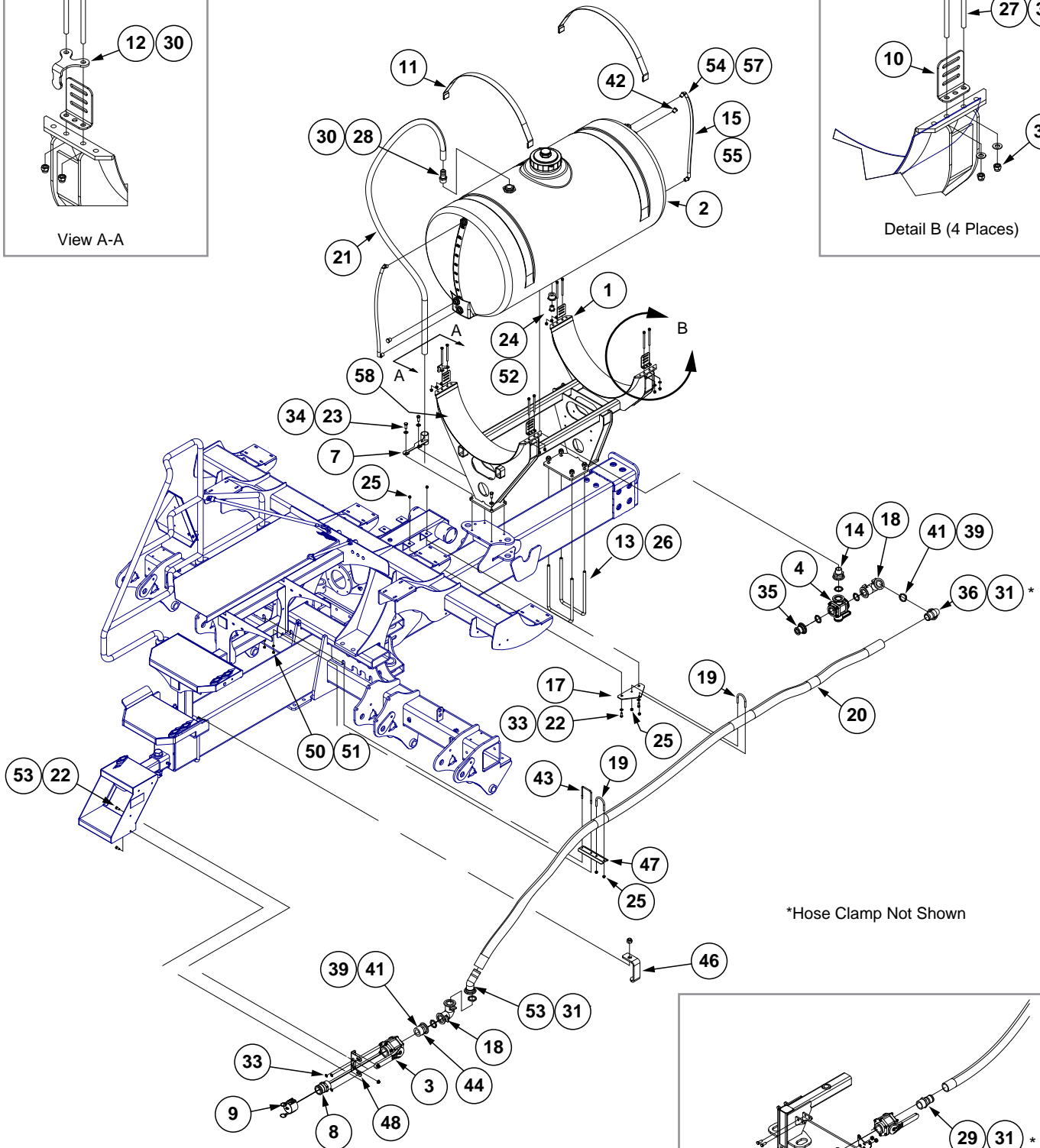
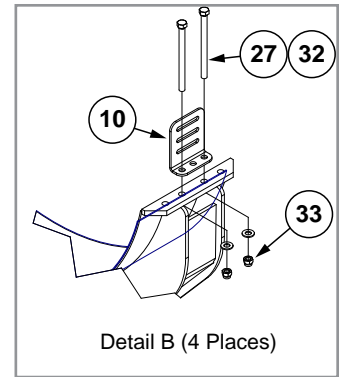
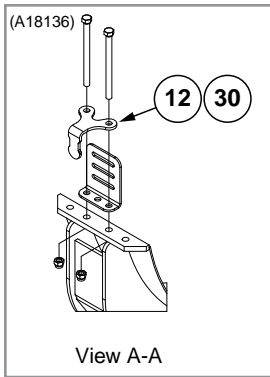


12 Row and 16 Row
(2 Places)

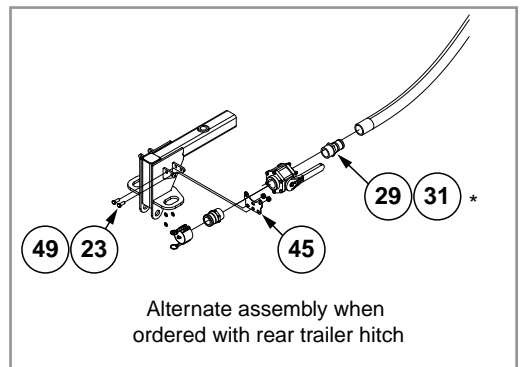
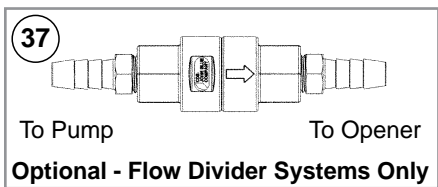
Vacuum Sensor

| ITEM | PART NO. | QTY. | DESCRIPTION |
|------|------------|------|---|
| 1 | --- | - | --- |
| 2 | GA12812 | 1 | Hall Effect Adapter |
| 3 | GA14847 | 1 | Low Pressure Sensor (0-40 IN H ₂ O) |
| 4 | GD18041 | 1 | Hex Bushing, ¼" NPTM x ⅛" NPTF |
| 5 | GD28372 | 1 | ⅛" NPT Tee, Brass (Female/Male/Female) |
| 6 | *D17151-06 | 1 | Urethane Tubing, ¼" O.D. x 1½' |
| 7 | --- | - | --- |
| 8 | GR1736 | 1 | Hose Barb, ⅛" Male NPT To Barb |
| 9 | GD29497 | 1 | Sensor Bracket |
| 10 | G10001 | 2 | Hex Head Cap Screw, ⅜"-16 x 1" |
| 11 | G10108 | 2 | Lock Nut, ⅜"-16 |
| 12 | G11387 | 4 | Flat Washer, ⅜" SAE |
| 13 | G11588 | 2 | Hex Socket Head Cap Screw, No. 10-24 x ⅝" Grade 8 |
| 14 | G11616 | 2 | Hex Nylon Lock Nut, No. 10-24, Grade 2 |

*Not stocked by Kinze repair parts, but is available in bulk. Order part number: GD17151-00, Urethane Tubing, ¼" O.D. x 250'.



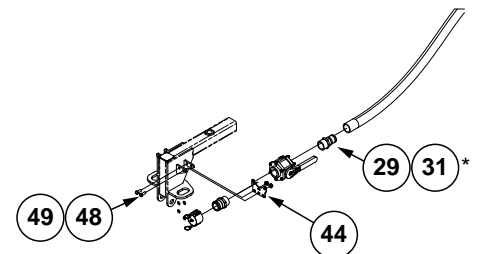
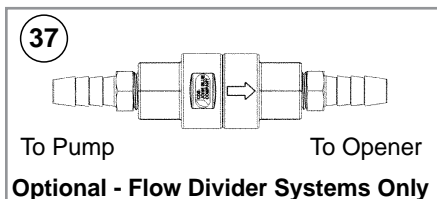
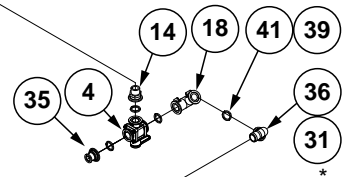
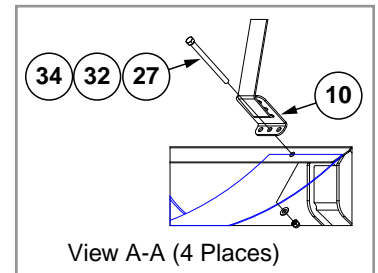
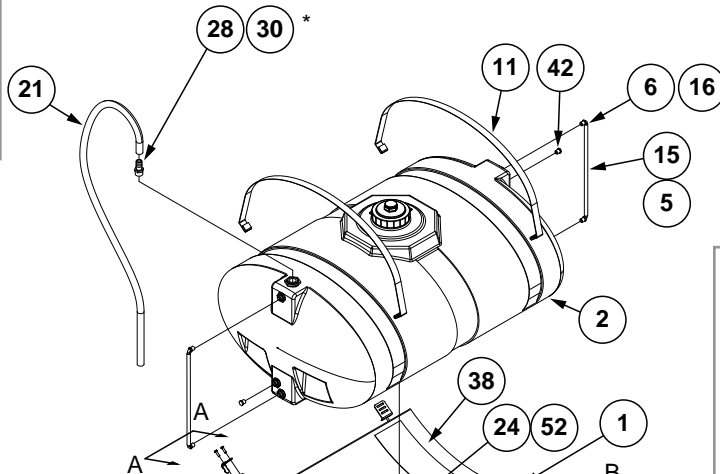
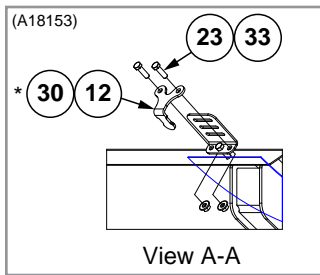
*Hose Clamp Not Shown



| ITEM | PART NO. | QTY. | DESCRIPTION |
|------|------------|------|---|
| 1 | GA22153 | 1 | 200 Gallon Tank Mount |
| 2 | GA17901 | 1 | Tank W/Lid and Fittings, 200 Gallon |
| | GA16428 | 1 | 7" Lid Assembly |
| | GA16157 | 1 | Vacuum Breaker |
| | GR2056 | 1 | 7" Lid W/2" NPT |
| | GR0508 | 2 | 1 1/4" Polypropylene Fitting Assembly (Nut, Bushing And O-Ring) |
| | GR1941 | 1 | Seal |
| | GR2144 | 6 | 1/2" Bulkhead Fitting |
| 3 | GA2660 | 1 | Shutoff Valve, 2" NPT |
| 4 | GA21845 | 1 | 3-Way Flanged Ball Valve, 2" (2015 Production and On) |
| | GA18180 | 1 | 3-Way Flanged Ball Valve, 2" (Prior to 2015 Production) |
| 5 | GD1862 | 1 | Pad, 8" x 14' (For Two 30" Tanks) |
| 6 | G10673 | 4 | Hose Clamp, No. 8 |
| 7 | GA18796 | 1 | Hose Guide |
| 8 | GD3623 | 1 | Adapter, 2" Male NPT To Cam Lock |
| 9 | GD3951 | 1 | Dust Cap, 2" Cam Lock |
| 10 | GD11123 | 4 | Anchor Strap |
| 11 | GD11124 | 2 | Strap, 84" |
| 12 | GD20111 | 1 | Hose Bracket |
| 13 | GD25235 | 2 | U-Bolt, 8" x 12" x 3/4"-10 |
| 14 | GD26338 | 1 | 2" Flange x 1 1/4" Male |
| 15 | GD29502-30 | 2 | Clear Tube, 3/4" O.D. x 30" |
| 16 | G11590 | 2 | 10MM Hollow Ball (Orange) |
| 17 | GD26982 | 1 | Fertilizer Tube Support Plate |
| 18 | GD26472 | 2 | 2" x 2", 90° Full Port Flange |
| 19 | GD26535 | 2 | U-Bolt, 2 1/2" x 3/8"-16 |
| 20 | G4201-03 | 1 | Hose, 2" x 18' |
| 21 | G4602-03 | 1 | Black Helix Hose, 1 1/4" x 100' |
| 22 | G10001 | 4 | Hex Head Cap Screw, 3/8"-16 x 1" |
| 23 | G10037 | 6 | Hex Head Cap Screw, 1/2"-13 X 1 1/4" |
| 24 | G10096 | 1 | Pipe Plug, 3/4" NPT |
| 25 | G10108 | 6 | Lock Nut, 3/8"-16 |
| 26 | G10112 | 4 | Lock Nut, 3/4"-10 |
| 27 | G10485 | 8 | Hex Head Cap Screw, 3/8"-16 x 5" |
| 28 | G10626 | 1 | Adapter, 1 1/4" NPT To Barb |
| 29 | G10628 | 1 | Adapter, 2" NPT To Barb |
| 30 | G10674 | 2 | Hose Clamp, No. 24 |
| 31 | G10676 | 2 | Hose Clamp, No. 36, Stainless Steel |
| 32 | G10901 | 8 | Lock Nut W/Nylon Insert, 3/8"-16 |
| 33 | G11387 | 14 | Flat Washer, 3/8" SAE |
| 34 | G11389 | 4 | Flat Washer, 1/2" Plated SAE |
| 35 | G11455 | 1 | Reducer, 2" Flange x 1" Flange |
| 36 | G11457 | 1 | Elbow, 2" Flange x 2" Hose Barb, 90° |
| 37 | GA8983 | - | Check Valve, Low Rate |
| 38 | G10740 | 4 | 90° Elbow, 1/2" Male NPT/Hose Barb |
| 39 | G11468 | 6 | Flange Clamp SS 75 Series |
| 40 | G11091 | 2 | Serrated Flange Nut, 3/8"-16 |
| 41 | G11499 | 6 | Gasket, Flange Ribbed 2" |
| 42 | G10297 | 2 | Hex Pipe Plug, 1/2" |
| 43 | GD18329 | 1 | U-Bolt, 3" x 5/16"-18 |
| 44 | GD26816 | 1 | 2" Flange x 2" Male Thread |

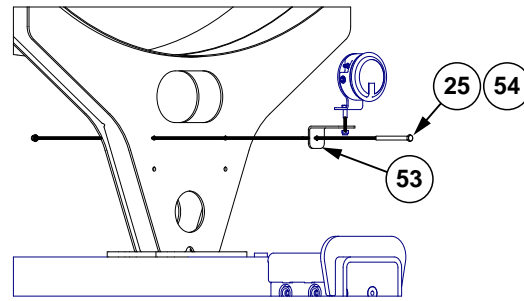
(Continued on the following page.)

| ITEM | PART NO. | QTY. | DESCRIPTION |
|-------------|-----------------|-------------|--|
| 45 | GD26993 | 1 | Fertilizer Fill Valve Mount Plate |
| 46 | GD31429 | 1 | Fertilizer Tube Hold Down Bracket |
| 47 | GD26995 | 1 | Fertilizer Tube Support Bracket |
| 48 | GD26996 | 1 | Fertilizer Fill Valve Mount Bracket |
| 49 | G10071 | 2 | Serrated Flange Nut, 1/2"-13 |
| 50 | G10106 | 2 | Hex Nut, 5/16"-18 |
| 51 | G10232 | 2 | Lock Washer, 5/16" |
| 52 | G10737 | 1 | Reducing Bushing, 1 1/4" Male NPT To 3/4" Female |
| 53 | G11576 | 1 | 2" Flange x 45° Hose Barb Elbow |



Alternate Assembly When Ordered
With Rear Trailer Hitch Option

(Continued on the following pages.)



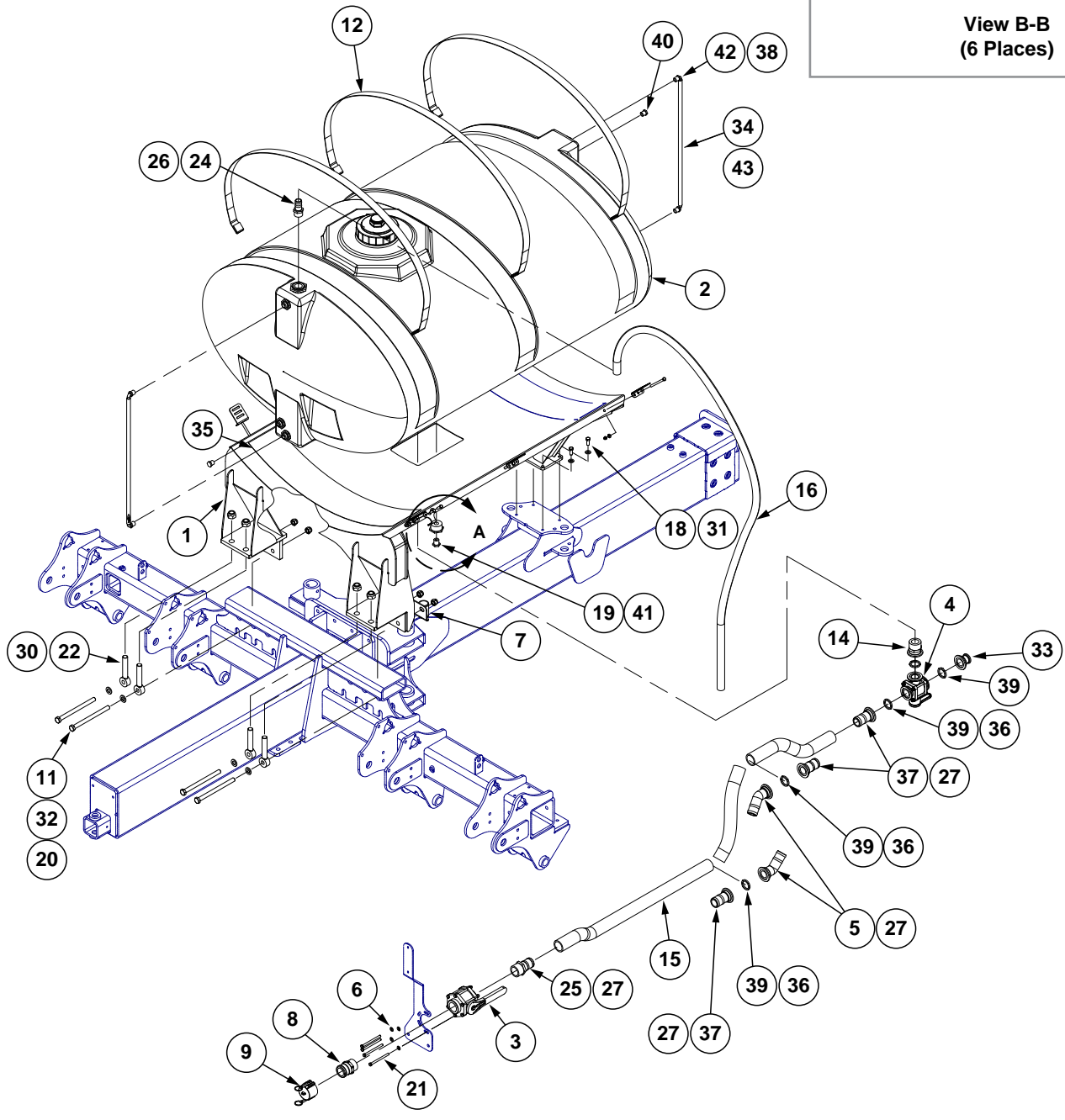
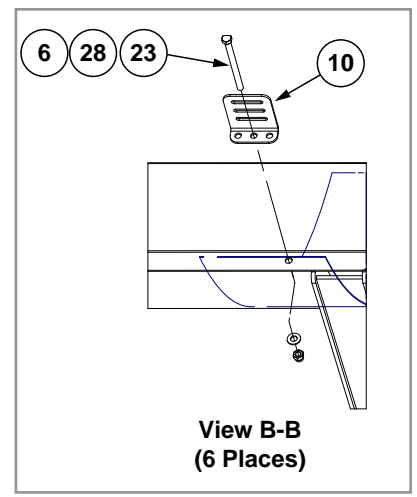
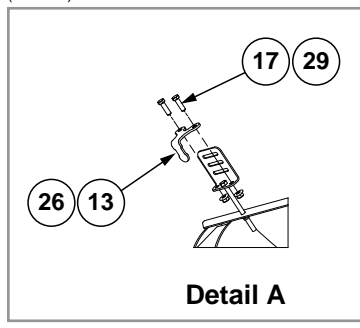
Pressure Gauge Mount Detail

| ITEM | PART NO. | QTY. | DESCRIPTION |
|------|---|--|--|
| 1 | GA18788 GA18791 | 1 | 300 Gallon Tank Mount, 16 Row 500 Gallon Tank Mount, 24 Row |
| 2 | GA17900 GA17899 GA16428 GA16157 GR2056 GR1709 GR1941 GR2144 GR1919 GR1739 GA4082 GA20748 | 1 - 1 - - 1 1 6 2 1 - - | Tank W/Lid and Fittings, 300 Gallon, 16 Row Tank W/Lid and Fittings, 500 Gallon, 24 Row 7" Lid Assembly Vacuum Breaker 7" Lid W/2" NPT 1 1/4" Bulkhead Fitting Assembly (Nut, Bushing And O-Ring) (End Of Tank) Seal 1/2" Bulkhead Fitting 1 1/2" Bulkhead Fitting Assembly, 16 Row Only 2" Bulkhead Fitting Assembly (Nut, Bushing And O-Ring) (Bottom Of Tank), 24 Row Only Anti-Vortex Fitting, 2", 500 Gallon, 24 Row Anti-Vortex Fitting, 1 1/2", 300 Gallon, 16 Row |
| 3 | GA2660 | 1 | Shutoff Valve, 2" NPT |
| 4 | GA21845 | 1 | 3-Way Flanged Ball Valve, 2" |
| 5 | G11590 | 2 | 10MM Hollow Ball (Orange) |
| 6 | G10740 | 4 | 90° Elbow, 1/2" Male NPT/Hose Barb |
| 7 | GA18468 GA18467 | 1 - | Hose Guide, 16 Row Hose Guide, 24 Row |
| 8 | GD3623 | 1 | Adapter, 2" Male NPT To Cam Lock |
| 9 | GD3951 | 1 | Dust Cap, 2" Cam Lock |
| 10 | GD11123 | 4 | Anchor |
| 11 | GD15605 | 2 | Band (3 Per Tank) |
| 12 | GD20111 | 1 | Hose Bracket |
| 13 | GD25235 GD25499 | 4 | U-Bolt, 8" x 12" x 3/4"-10, 16 Row U-Bolt, 8" x 16" x 3/4"-10, 24 Row |
| 14 | G11496 GD26816 | 1 - | Adapter, 1 1/2" Male NPT x 2" Flange, 16 Row 2" Flange x 2" Male Thread, 24 Row |
| 15 | GD29502-26 | 2 | Clear Tube, 3/4" O.D. x 30" |
| 16 | G10673 | 4 | Hose Clamp, No. 8 |
| 17 | GD26982 | 1 | Fertilizer Tube Support Plate |
| 18 | GD26472 | 2 | 2" x 2", 90° Full Port Flange |
| 19 | GD26535 | 2 | U-Bolt, 2 1/2" x 3/8"-16 |
| 20 | G4201-03 | 1 | Hose, 2" x 18' |
| 21 | G4602-03 | 1 | Black Helix Hose, 1 1/4" x 100' |
| 22 | G10001 | 4 | Hex Head Cap Screw, 3/8"-16 x 1" |
| 23 | G10004 | 2 | Hex Head Cap Screw, 3/8"-16 x 1 1/4" |
| 24 | G10096 | 1 | Pipe Plug, 3/4" NPT |
| 25 | G10108 | 6 | Lock Nut, 3/8"-16 |
| 26 | G10112 | 8 | Lock Nut, 3/4"-10 |

**Liquid Fertilizer Tank Hoses and Fittings,
16 Row and 24 Row with Bulk Fill**

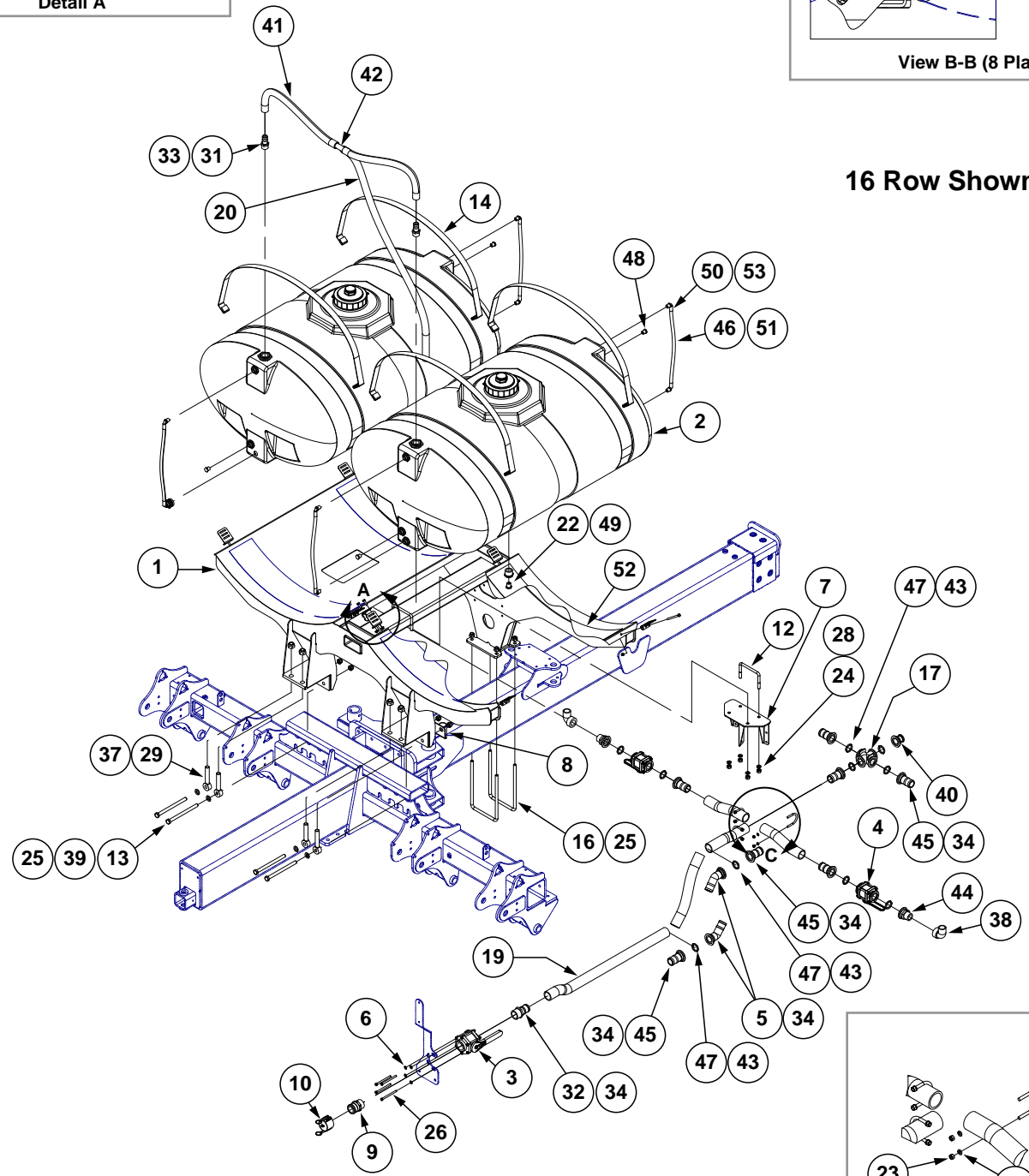
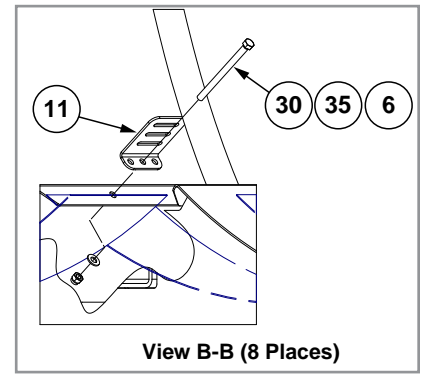
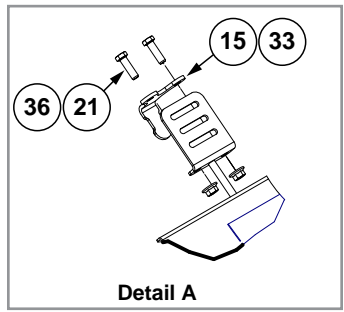
| ITEM | PART NO. | QTY. | DESCRIPTION |
|------|----------|------|--|
| 27 | G10485 | 4 | Hex Head Cap Screw, 3/8"-16 x 5" |
| 28 | G10626 | 1 | Adapter, 1 1/4" NPT To Barb |
| 29 | G10628 | 1 | Adapter, 2" NPT To Barb |
| 30 | G10674 | 2 | Hose Clamp, No. 24 |
| 31 | G10676 | 2 | Hose Clamp, No. 36, Stainless Steel |
| 32 | G10901 | 4 | Lock Nut W/Nylon Insert, 3/8"-16 |
| 33 | G11091 | 4 | Serrated Flange Nut, 3/8"-16 |
| 34 | G11387 | 10 | Flat Washer, 3/8" SAE |
| 35 | G11455 | 1 | Reducer, 2" Flange x 1" Flange |
| 36 | G11457 | 1 | Elbow, 2" Flange x 2" Hose Barb, 90° |
| 37 | GA8983 | - | Check Valve, Low Rate |
| 38 | GD1862 | 1 | Pad, 8" x 14' (For Two 30" Tanks) |
| 39 | G11468 | 6 | Flange Clamp SS 75 Series |
| 40 | GD26816 | 1 | 2" Flange x 2" Male Thread |
| 41 | G11499 | 6 | Gasket, Flange Ribbed 2" |
| 42 | G10297 | 2 | Hex Pipe Plug, 1/2" |
| 43 | GD18329 | 1 | U-Bolt, 3" x 5/16"-18 |
| 44 | GD26993 | 1 | Fertilizer Fill Valve Mount Plate |
| 45 | GD31429 | 1 | Fertilizer Tube Hold Down Bracket |
| 46 | GD26995 | 1 | Fertilizer Tube Support Bracket |
| 47 | GD26996 | 1 | Fertilizer Fill Valve Mount Bracket |
| 48 | G10037 | 2 | Hex Head Cap Screw, 1/2"-13 X 1 1/4" |
| 49 | G10071 | 2 | Serrated Flange Nut, 1/2"-13 |
| 50 | G10106 | 2 | Hex Nut, 5/16"-18 |
| 51 | G10232 | 2 | Lock Washer, 5/16" |
| 52 | G11237 | 1 | Reducing Bushing, 1 1/2" Male NPT To 3/4" Female, 12 Row |
| | G11573 | | Reducing Bushing, 2" Male NPT To 3/4" Female NPT, 16 Row |
| 53 | GD15803 | 1 | Pressure Gauge Support |
| 54 | G10753 | 1 | Hex Head Cap Screw, 3/8"-16 x 4 1/2" |
| 55 | G11576 | 1 | 2" Flange x 45° Hose Barb Elbow |

(A18135)

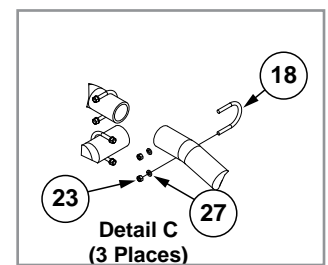


| ITEM | PART NO. | QTY. | DESCRIPTION |
|------|--------------|------|--|
| 1 | GA17564 | 1 | 500 Gallon Tank Mount |
| 2 | GA17899 | 1 | Tank W/Lid and Fittings, 500 Gallon |
| | GA16428 | - | 7" Lid Assembly |
| | GA16157 | 1 | Vacuum Breaker |
| | GR2056 | - | 7" Lid W/2" NPT |
| | GR1709 | - | 1 1/4" Bulkhead Fitting Assembly (Nut, Bushing And O-Ring) (End Of Tank) |
| | GR1941 | 1 | Seal |
| | GR2144 | 1 | 1/2" Bulkhead Fitting |
| | GR1739 | 2 | 2" Bulkhead Fitting Assembly (Nut, Bushing And O-Ring) (Bottom Of Tank) |
| | GA4082 | 1 | Anti-Vortex Fitting, 2", 500 Gallon |
| 3 | GA2660 | 1 | Shutoff Valve, 2" NPT |
| 4 | GA21845 | 1 | 3-Way Flanged Ball Valve, 2" (2015 Production and On) |
| | GA18180 | 1 | 3-Way Flanged Ball Valve, 2" (Prior to 2015 Production) |
| 5 | G11576 | 2 | 2" Flange x 45° Hose Barb Elbow |
| 6 | G11387 | 10 | Flat Washer, 3/8" SAE |
| 7 | GA18469 | 1 | Hose Guide |
| 8 | GD3623 | 1 | Adapter, 2" Male NPT To Cam Lock |
| 9 | GD3951 | 1 | Dust Cap, 2" Cam Lock |
| 10 | GD11123 | 6 | Anchor Strap |
| 11 | G10477 | 4 | Hex Head Cap Screw, 3/4"-10 x 10" |
| 12 | GD15605 | 3 | Band (3 Per Tank) |
| 13 | GD20111 | 1 | Hose Bracket |
| 14 | GD26816 | 1 | 2" Flange x 2" Male Thread |
| 15 | G4201-02 | 1 | Hose, 2" x 12' |
| 16 | G4602-03 | 1 | Black Helix Hose, 1 1/4" x 100' |
| 17 | G10004 | 2 | Hex Head Cap Screw, 3/8"-16 x 1 1/4" |
| 18 | G10037 | 4 | Hex Head Cap Screw, 1/2"-13 X 1 1/4" |
| 19 | G10096 | 1 | Pipe Plug, 3/4" NPT |
| 20 | G10112 | 4 | Lock Nut, 3/4"-10 |
| 21 | G10172 | 4 | Hex Head Cap Screw, 3/8"-16 x 5" |
| 22 | GD27165 | 4 | Eye Bolt, 1"-14 x 6" |
| 23 | G10485 | 6 | Hex Head Cap Screw, 3/8"-16 x 5" |
| 24 | G10626 | 1 | Adapter, 1 1/4" NPT To Barb |
| 25 | G10628 | 1 | Adapter, 2" NPT To Barb |
| 26 | G10674 | 2 | Hose Clamp, No. 24 |
| 27 | G10676 | 6 | Hose Clamp, No. 36, Stainless Steel |
| 28 | G10901 | 6 | Lock Nut W/Nylon Insert, 3/8"-16 |
| 29 | G11091 | 2 | Serrated Flange Nut, 3/8"-16 |
| 30 | G11108 | 4 | Lock Nut, 3/8"-16 |
| 31 | G11389 | 4 | Flat Washer, 1/2" Plated SAE |
| 32 | G11392 | 4 | Flat Washer, 3/4" SAE |
| 33 | G11455 | 1 | Reducer, 2" Flange x 1" Flange |
| 34 | GD29502-31.5 | 2 | Clear Tube, 3/4" O.D. x 31 1/2" |
| 35 | GD1862 | 1 | Pad, 8" x 14' (For Two 30" Tanks) |
| 36 | G11468 | 5 | Flange Clamp SS 75 Series |
| 37 | G11497 | 3 | Adapter, 2" Flange x 2" Hose Barb |
| 38 | G10673 | 4 | Hose Clamp, No. 8 |
| 39 | G11499 | 5 | Gasket, Flange Ribbed 2" |
| 40 | G10297 | 2 | Hex Pipe Plug, 1/2" |
| 41 | G11573 | 1 | Reducing Bushing, 2" Male NPT To 3/4" Female NPT |
| 42 | G10740 | 4 | 90° Elbow, 1/2" Male NPT/Hose Barb |
| 43 | G11590 | 2 | 10MM Hollow Ball (Orange) |

(A18156)



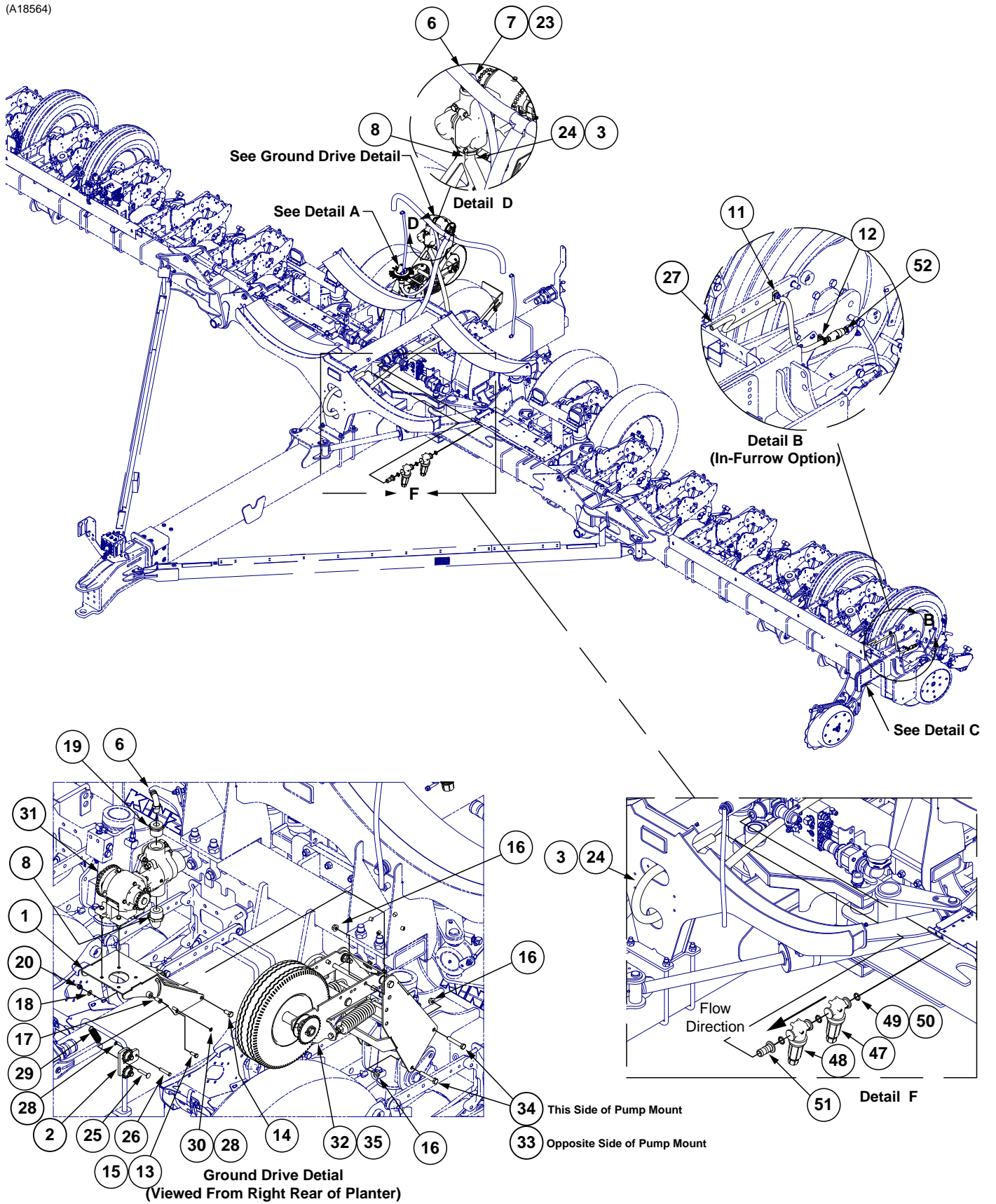
16 Row Shown

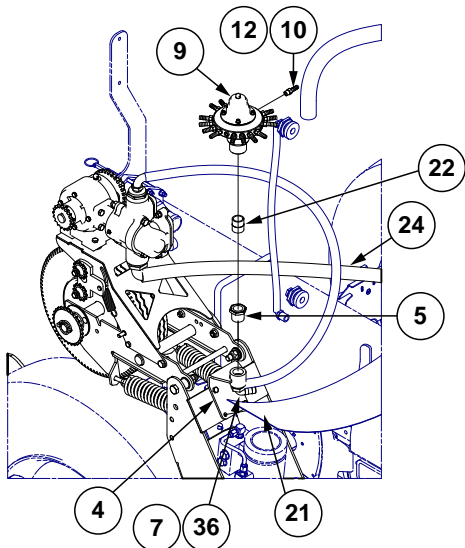


| ITEM | PART NO. | QTY. | DESCRIPTION |
|------|----------|------|---|
| 1 | GA17501 | 1 | Tank Mount, 600 Gallon, 16 Row |
| | GA17496 | - | Tank Mount, 600 Gallon, 24 Row |
| 2 | GA17900 | 1 | Tank W/Lid and Fittings, 300 Gallon |
| | GA16428 | 1 | 7" Lid Assembly |
| | GA16157 | - | Vacuum Breaker |
| | GR2056 | - | 7" Lid W/2" NPT |
| | GR1709 | 1 | 1¼" Bulkhead Fitting Assembly (Nut, Bushing And O-Ring) (End Of Tank) |
| | GR1941 | 1 | Seal |
| | GR2144 | 6 | ½" Bulkhead Fitting |
| | GR1919 | 2 | 1½" Bulkhead Fitting Assembly |
| | GA20748 | - | Anti-Vortex Fitting, 1½", 300 Gallon |
| 3 | GA2660 | 1 | Shutoff Valve, 2" NPT |
| 4 | GA16927 | 2 | Shutoff Valve, 2" |
| 5 | G11576 | 2 | 2" Flange x 45° Hose Barb Elbow |
| 6 | G11387 | 12 | Flat Washer, ⅜" SAE |
| 7 | GA18342 | 1 | Fertilizer Cross Mount |
| 8 | GA18469 | 1 | Hose Guide |
| 9 | GD3623 | 1 | Adapter, 2" Male NPT To Cam Lock |
| 10 | GD3951 | 1 | Dust Cap, 2" Cam Lock |
| 11 | GD11123 | 8 | Anchor |
| 12 | GD11489 | 2 | U-Bolt, 3" x 6" x ⅝"-11 |
| 13 | G10477 | 4 | Hex Head Cap Screw, ¾"-10 x 10" |
| 14 | GD15605 | 4 | Band (3 Per Tank) |
| 15 | GD20111 | 1 | Hose Bracket |
| 16 | GD25235 | 2 | U-Bolt, 8" x 14" x ¾"-10 |
| 17 | GD26474 | 1 | 2" Flanged Cross |
| 18 | GD25235 | 3 | U-Bolt, 8" x 12" x ¾"-10, 16 Row |
| | GD25499 | - | U-Bolt, 8" x 16" x ¾"-10, 24 Row |
| 19 | G4201-02 | 1 | Hose, 2" x 12', 16 Row |
| | G4201-04 | - | Hose, 2" x 15', 24 Row |
| 20 | G4602-21 | 1 | Black Helix Hose, 1¼" x 7.8' |
| 21 | G10004 | 2 | Hex Head Cap Screw, ⅝"-16 x 1¼" |
| 22 | G10096 | 2 | Pipe Plug, ¾" NPT |
| 23 | G10101 | 6 | Hex Nut, ⅝"-16 |
| 24 | G10104 | 4 | Hex Nut, ⅝"-11 |
| 25 | G10112 | 8 | Lock Nut, ¾"-10 |
| 26 | G10172 | 4 | Hex Head Cap Screw, ⅝"-16 x 5" |
| 27 | G10229 | 6 | Lock Washer, ⅝" |
| 28 | G10230 | 4 | Lock Washer, ⅝" |
| 29 | GD27165 | 4 | Eye Bolt, 1"-14 x 6" |
| 30 | G10485 | 8 | Hex Head Cap Screw, ⅝"-16 x 5" |
| 31 | G10626 | 2 | Adapter, 1¼" NPT To Barb |
| 32 | G10628 | 1 | Adapter, 2" NPT To Barb |
| 33 | G10674 | 5 | Hose Clamp, No. 24 |
| 34 | G10676 | 10 | Hose Clamp, No. 36, Stainless Steel |
| 35 | G10901 | 8 | Lock Nut W/Nylon Insert, ⅝"-16 |
| 36 | G11091 | 2 | Serrated Flange Nut, ⅝"-16 |
| 37 | G11108 | 4 | Lock Nut, 1"-14 |
| 38 | G11353 | 2 | Elbow, 1½" NPT, 90° |
| 39 | G11392 | 4 | Flat Washer, ¾" SAE |
| 40 | G11455 | 1 | Reducer, 2" Flange x 1" Flange |

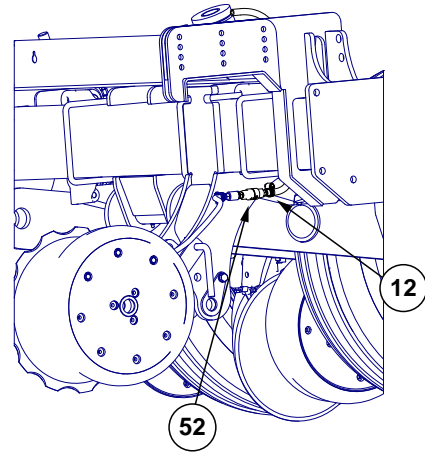
| ITEM | PART NO. | QTY. | DESCRIPTION |
|------|------------|------|---|
| 41 | G4602-30 | 2 | Black Helix Hose, 1¼" x 3' |
| 42 | G10633 | 1 | Tee, 1¼" Barb |
| 43 | G11468 | 10 | Flange Clamp SS 75 Series |
| 44 | G11496 | 2 | Adapter, 1½" Male NPT x 2" Flange |
| 45 | G11497 | 7 | Adapter, 2" Flange x 2" Hose Barb |
| 46 | GD29502-26 | 4 | Clear Tube, ¾" O.D. x 26" |
| 47 | G11499 | 10 | Gasket, Flange Ribbed 2" |
| 48 | G10297 | 4 | Hex Pipe Plug, ½" |
| 49 | G11237 | 2 | Reducing Bushing, 1½" Male NPT To ¾" Female |
| 50 | G10740 | 8 | 90° Elbow, ½" Male NPT/Hose Barb |
| 51 | G11590 | 4 | 10MM Hollow Ball (Orange) |
| 52 | GD1862 | 1 | Tank Pad, 8" x 14' Roll |
| 53 | G10673 | 8 | Hose Clamp, No. 8 |

(A18564)

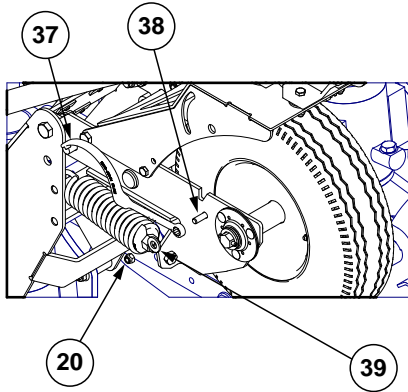




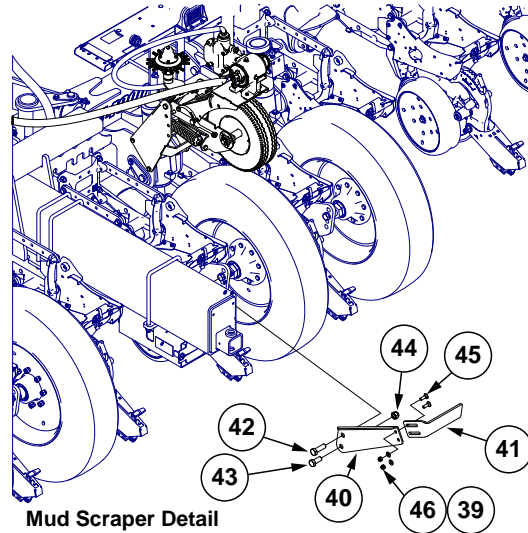
Detail A (Viewed From Right Front of Planter)



Detail C (Fertilizer Opener Option)



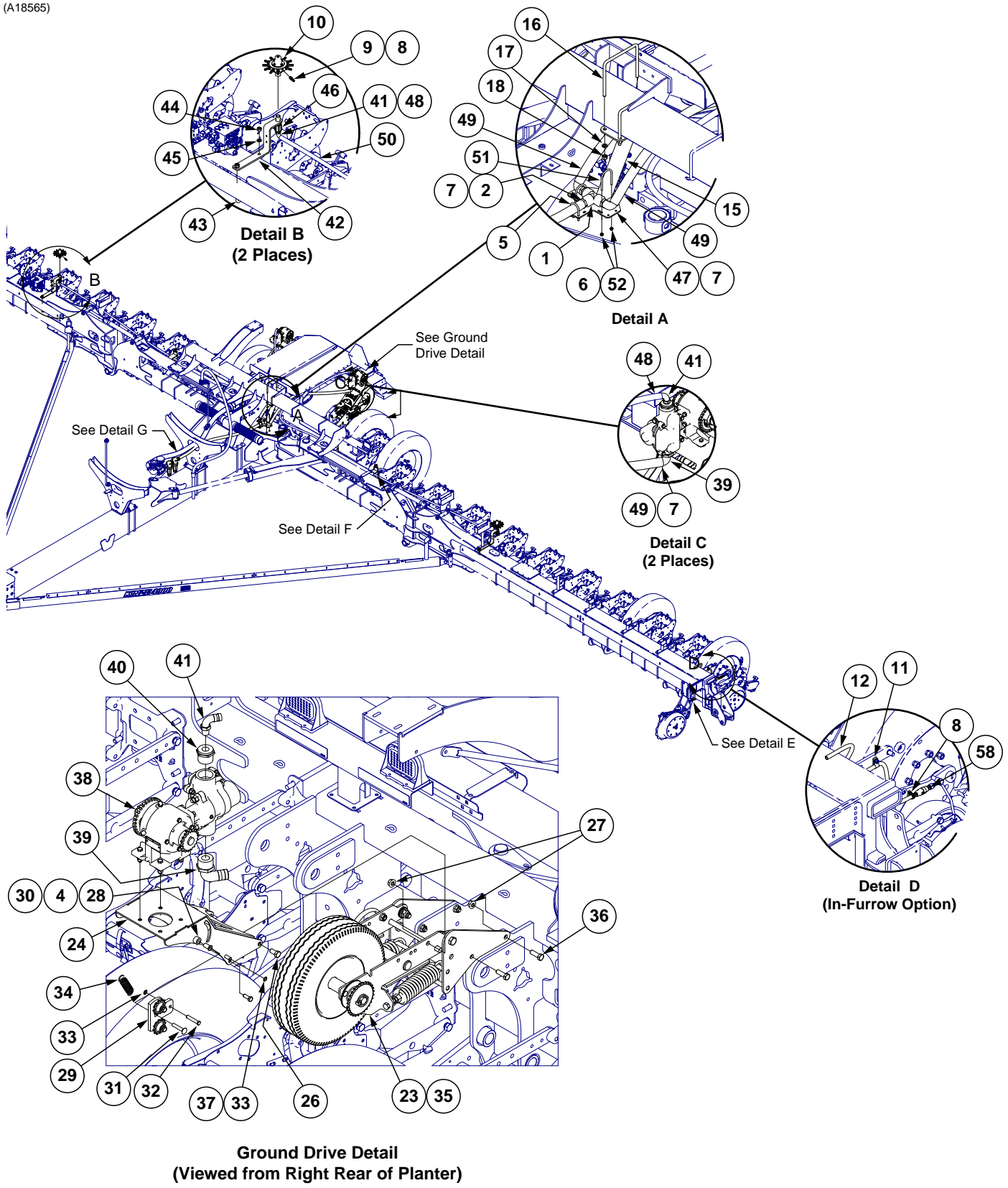
View E-E




Mud Scraper Detail
(View From Left Rear of Planter)

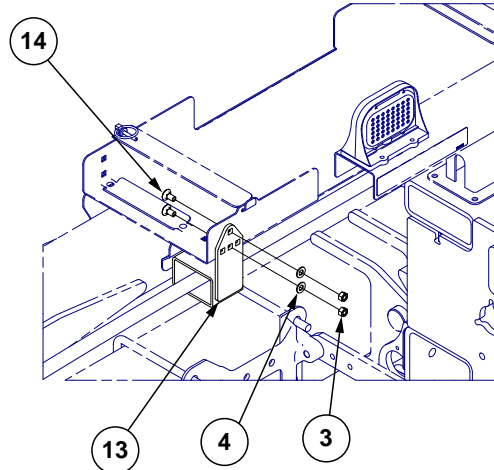
| ITEM | PART NO. | QTY. | DESCRIPTION |
|------|----------|------|---|
| 1 | GA18875 | 1 | Piston Pump Mount |
| 2 | GA11287 | 1 | Double Idler Assembly |
| 3 | G10674 | 2 | Hose Clamp, No. 24 |
| 4 | GA18882 | 1 | Flow Divider Mount, 12 Row |
| | GA18879 | 1 | Flow Divider Mount, 16 Row |
| 5 | G10995 | 1 | Reducing Bushing, 1" Male NPT To ¾" Female, Stainless Steel, 12 Row Only |
| 6 | G10917 | 1 | Elbow, 90°, ¾" NPT To Barb |
| 7 | G10278 | 2 | Hose Clamp, No. 16 |
| 8 | G11561 | 1 | 90° Elbow, 1½" Male NPT x 1¼" Hose Barb |
| 9 | --- | 1 | See "Liquid Fertilizer Piston Pump Flow Divider" on page P331 |
| 10 | GD11700 | - | Adapter, ¼" NPT To ⅜" Barb |
| 11 | GD13348 | - | Insulated Clamp, 1⅛" |
| 12 | G10681 | - | Hose Clamp, No. 6 |
| 13 | G10001 | 2 | Hex Head Cap Screw, ⅜"-16 x 1" |
| 14 | G10014 | 2 | Hex Head Cap Screw, ½"-13 x 1" |
| 15 | G11091 | 2 | Serrated Flange Nut, ⅜"-16 |
| 16 | G10071 | 6 | Serrated Flange Nut, ½"-13 |
| 17 | GD15532 | 1 | Bronze Bushing, ⅜" x ½" |
| 18 | G11387 | 1 | Flat Washer, ⅜" SAE |
| 19 | G11237 | 1 | Reducing Bushing, 1½" Male NPT To ¾" Female |
| 20 | G10108 | 2 | Lock Nut, ⅜"-16 |
| 21 | G10002 | 4 | Hex Head Cap Screw, ⅜"-16 x ¾" |
| 22 | G10994 | 1 | Close Nipple, ¾" NPT, Stainless Steel, 12 Row |
| | G11580 | 1 | 1" Close Nipple, Stainless Steel, 16 Row |
| 23 | G4205-02 | 1 | Hose, ¾" x 62" |
| 24 | G4200-01 | 1 | Hose, 1¼" x 22', Non Bulk Fill |
| | G4200-09 | 1 | Hose, 1¼" x 12', Bulk Fill |
| 25 | G10306 | 1 | Carriage Bolt, ⅜"-16 x 2" |
| 26 | G10552 | 1 | Clevis Pin, ⅜" x 2" |
| 27 | G4301-08 | 2 | Hose, ⅜" x 250' |
| 28 | G10860 | 2 | Retaining Ring, ⅜" |
| 29 | GD5857 | 1 | Spring |
| 30 | G10870 | 1 | Clevis Pin, ⅜" x 1" |
| 31 | GA12330 | 1 | See "Liquid Fertilizer Piston Pump (Uses 18 Tooth Sprocket)" on page P329 |
| 32 | GA18878 | 1 | See "Center Ground Drive Assembly" on page P306 |
| 33 | G10039 | 2 | Hex Head Cap Screw, ½"-13 x 1¼" |
| 34 | G10038 | 2 | Hex Head Cap Screw, ½"-13 x 3" |
| 35 | G3310-86 | 1 | Chain, No. 40, 86 Pitch Including Connector Link |
| | GR0912 | - | Connector Link, No. 40 |
| 36 | G10896 | 1 | Elbow, 90°, 1" NPT To ¾" Barb |
| *37 | GR1808 | 1 | See "Liquid Fertilizer Piston Pump (Uses 18 Tooth Sprocket)" on page P329 |
| 38 | G10004 | 1 | Hex Head Cap Screw, ⅜"-16 x 1¼" |
| 39 | G11389 | 3 | Flat Washer, ½" Plated SAE |
| 40 | GD27197 | 1 | Mud Scraper Arm Mount, Non Bulk Fill |
| | GD27200 | | Mud Scraper Arm Mount, Bulk Fill |
| 41 | GD27201 | 1 | Mud Scraper Bar |
| 42 | G11661 | 1 | Hex Head Cap Screw, ⅞"-9 x 2¾", Grade 8 |
| 43 | G11662 | 1 | Hex Head Cap Screw, ⅞"-9 x 2", Grade 8 |
| 44 | G10418 | 1 | Lock Nut, ⅞"-9 |
| 45 | G10636 | 2 | Carriage Bolt, ½"-13 x 1½" |
| 46 | G10111 | 2 | Lock Nut, ½"-13 |
| 47 | GA18181 | 1 | 1" Manifold T Strainer W/30 Mesh Screen |
| 48 | GA18182 | 1 | 1" Manifold T Strainer W/80 Mesh Screen |
| 49 | G11498 | 3 | Gasket, Flange Ribbed 1" |
| 50 | G11467 | 3 | Flange Clamp SS 50 Series |
| 51 | G11458 | 1 | Adapter 1" Flange x 1¼" Hose Barb |
| 52 | GA20583 | 16 | Check Valve Assembly |

(A18565)

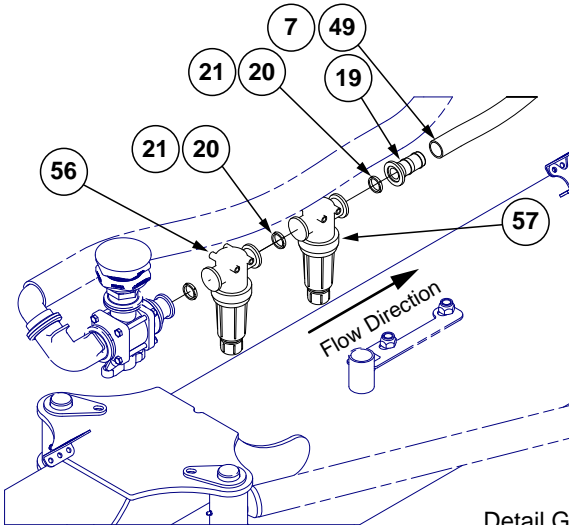




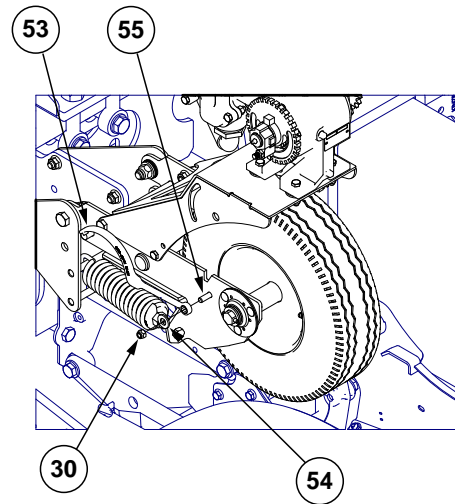
Detail E
(Fertilizer Opener Option)



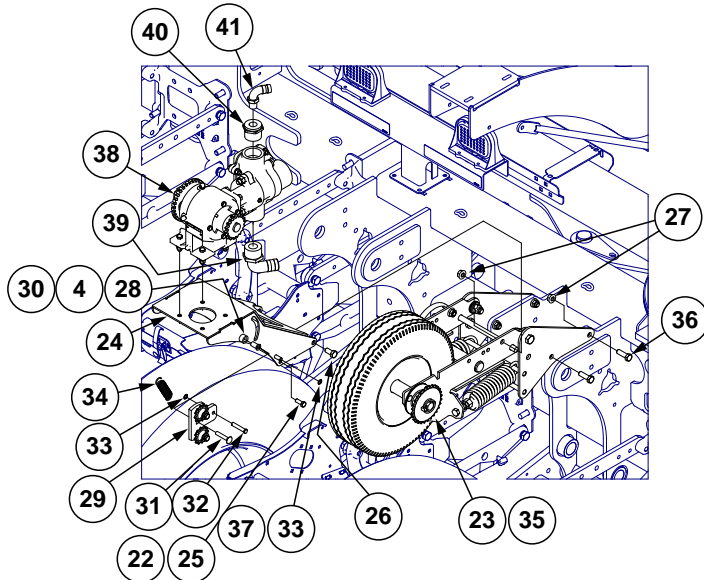
Detail F (Viewed from Left Rear of Planter)
4 Places



Detail G



View H-H (2 Places)

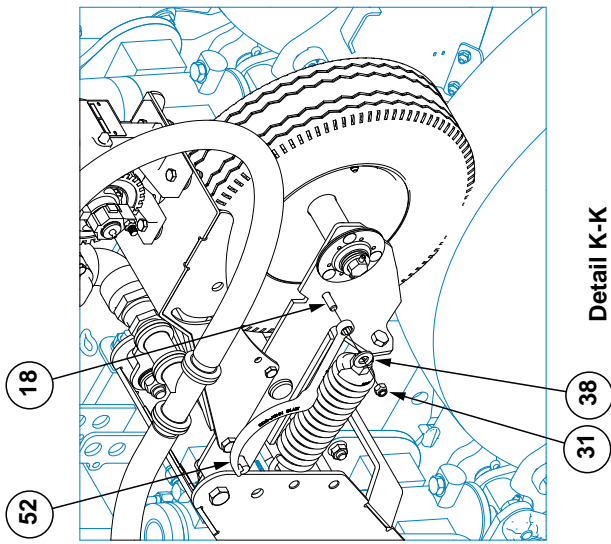


Ground Drive Detail
(Viewed from Right Rear of Planter)
2 Places

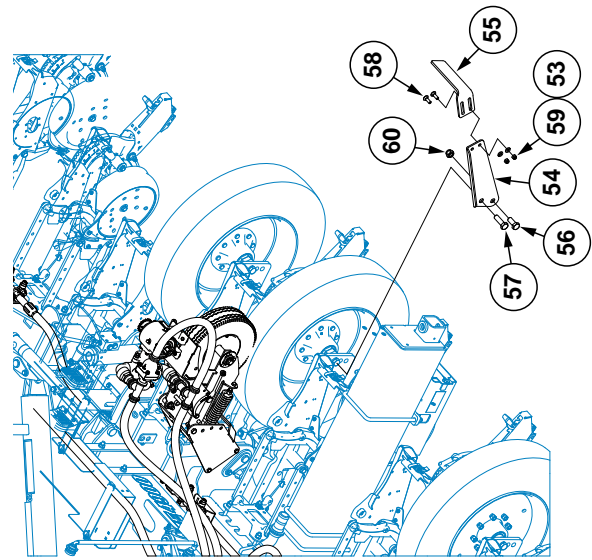
(Continued on the following page.)

| ITEM | PART NO. | QTY. | DESCRIPTION |
|------|--------------------|--------|---|
| 1 | G10279 | 1 | 1" Female NPT Nylon Tee |
| 2 | G10624 | 1 | 1" Male NPT x 1 1/4" Hose Barb |
| 3 | G10101 | 8 | Hex Nut, 3/8"-16 |
| 4 | G11387 | 10 | Flat Washer, 3/8" SAE |
| 5 | GD26274 | 1 | U-Bolt, 1 1/2" x 1/4"-20 |
| 6 | G10110 | 6 | Lock Nut, 1/4"-20, Grade B |
| 7 | G10674 | 6 | Hose Clamp, No. 24 |
| 8 | G10681 | 48 | Hose Clamp, No. 6 |
| 9 | GD11700 | 24 | Adapter, 1/4" NPT To 3/8" Barb |
| 10 | GA8931 | 2 | See "Liquid Fertilizer Piston Pump Flow Divider" on page P331 |
| 11 | GD13348 | 24 | Insulated Clamp, 1 1/16" |
| 12 | G4301-08 | 2 | Hose, 3/8" x 250' |
| 13 | GA18345 | 4 | Hose Support |
| 14 | G10308 | 8 | Carriage Bolt, 3/8"-16 x 3/4" |
| 15 | GA18590 GA18574 | 1 | Fertilizer Tee Mount, Bulk Fill Fertilizer Tee Mount, Non Bulk Fill |
| 16 | GD11721 GD11489 | 2 2 | U-Bolt, 5" x 7" x 1/2"-13, Bulk Fill U-Bolt, 3" x 6" x 5/8"-11, Non Bulk Fill |
| 17 | G10228 G10230 | 4 4 | Lock Washer, 1/2", Bulk Fill Lock Washer, 5/8", Non Bulk Fill |
| 18 | G10102 G10104 | 4 4 | Hex Nut, 1/2"-13, Bulk Fill Hex Nut, 5/8"-11, Non Bulk Fill |
| 19 | G11458 | 1 | Adapter 1" Flange x 1 1/4" Hose Barb |
| 20 | G11498 | 3 | Gasket, Flange Ribbed 1" |
| 21 | G11467 | 3 | Flange Clamp SS 50 Series |
| 22 | G11091 | 4 | Serrated Flange Nut, 3/8"-16 |
| 23 | --- | 2 | See "Center Ground Drive Assembly" on page P306 |
| 24 | GA18875 | 2 | Piston Pump Mount |
| 25 | G10001 | 4 | Hex Head Cap Screw, 3/8"-16 x 1" |
| 26 | G10014 | 4 | Hex Head Cap Screw, 1/2"-13 x 1" |
| 27 | G10071 | 12 | Serrated Flange Nut, 1/2"-13 |
| 28 | GD15532 | 2 | Bronze Bushing, 3/8" x 1/2" |
| 29 | GA11287 | 2 | Double Idler Assembly |
| 30 | G10108 | 4 | Lock Nut, 3/8"-16 |
| 31 | G10306 | 2 | Carriage Bolt, 3/8"-16 x 2" |
| 32 | G10552 | 2 | Clevis Pin, 3/8" x 2" |
| 33 | G10860 | 4 | Retaining Ring, 3/8" |
| 34 | GD5857 | 2 | Spring |
| 35 | G3310-86 GR0912 | 2 - | Chain, No. 40, 86 Pitch Including Connector Link Connector Link, No. 40 |
| 36 | G10017 | 8 | Hex Head Cap Screw, 1/2"-13 x 1 1/2" |
| 37 | G10870 | 2 | Clevis Pin, 3/8" x 1" |
| 38 | GA12330 | 2 | See "Liquid Fertilizer Piston Pump (Uses 18 Tooth Sprocket)" on page P329 |
| 39 | G11561 | 2 | 90° Elbow, 1 1/2" Male NPT x 1 1/4" Hose Barb |
| 40 | G11237 | 2 | Reducing Bushing, 1 1/2" Male NPT To 3/4" Female |
| 41 | G10917 | 4 | Elbow, 90°, 3/4" NPT To Barb |
| 42 | GA18466 | 2 | Flow Divider Mount |
| 43 | GD25914 | 2 | U-Bolt, 7" x 3" x 5/8"-11 |
| 44 | G10104 | 4 | Hex Nut, 5/8"-11 |
| 45 | G10230 | 4 | Lock Washer, 5/8" |

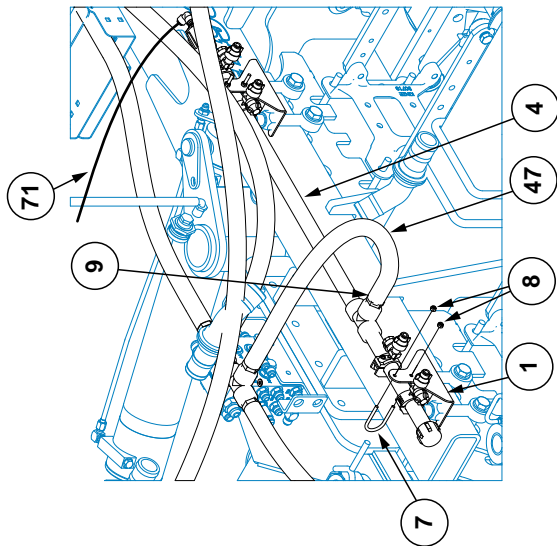
| ITEM | PART NO. | QTY. | DESCRIPTION |
|------|----------|------|---|
| 46 | G11083 | 2 | Coupler, 3/4" Female NPT |
| 47 | G11460 | 2 | 90° Elbow, 1" NPT x 1 1/4" Hose Barb |
| 48 | G10278 | 4 | Hose Clamp, No. 16 |
| 49 | G4200-01 | 1 | Hose, 1 1/4" x 22' |
| 50 | G4205-18 | 1 | Hose, 3/4" x 744" |
| 51 | GD26672 | 2 | U-Bolt, 2" Diameter, 1/4"-20 |
| 52 | G11385 | 6 | Flat Washer, 1/4" SAE |
| *53 | --- | 2 | See "Liquid Fertilizer Piston Pump (Uses 18 Tooth Sprocket)" on page P329 |
| 54 | G11389 | 2 | Flat Washer, 1/2" Plated SAE |
| 55 | G10004 | 2 | Hex Head Cap Screw, 3/8"-16 x 1 1/4" |
| 56 | GA18181 | 1 | 1" Manifold T Strainer W/30 Mesh Screen |
| 57 | GA18182 | 1 | 1" Manifold T Strainer W/80 Mesh Screen |
| 58 | GA20583 | 24 | Check Valve Assembly |



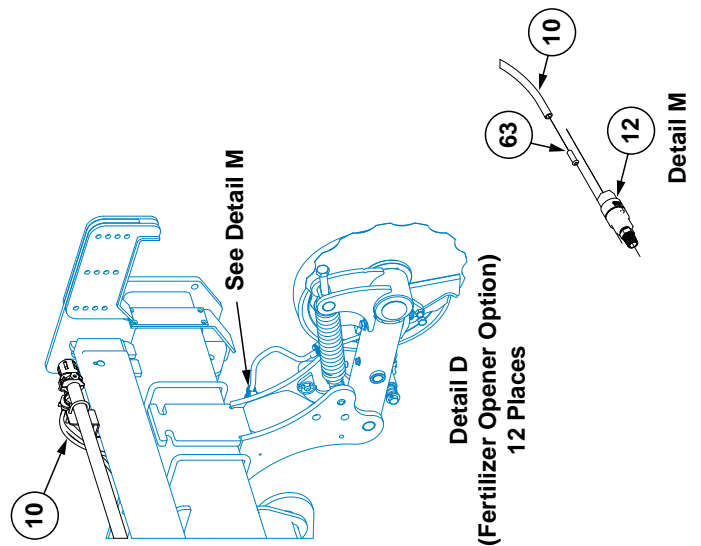
Detail K-K



Mud Scraper View
(View From Left Rear Of Planter)

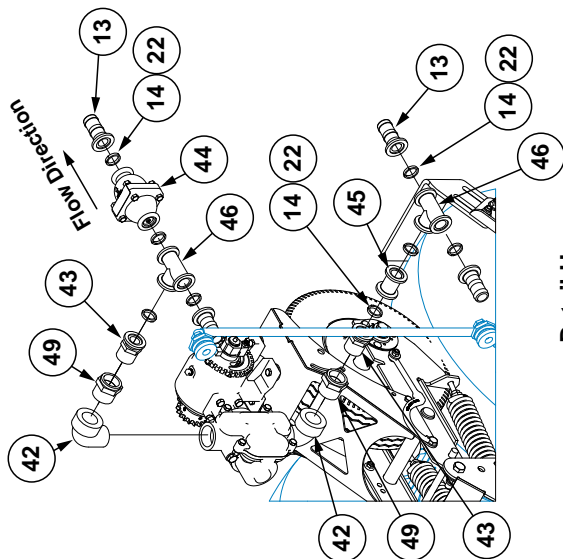


Detail J
(Viewed From Left Rear Of Planter)

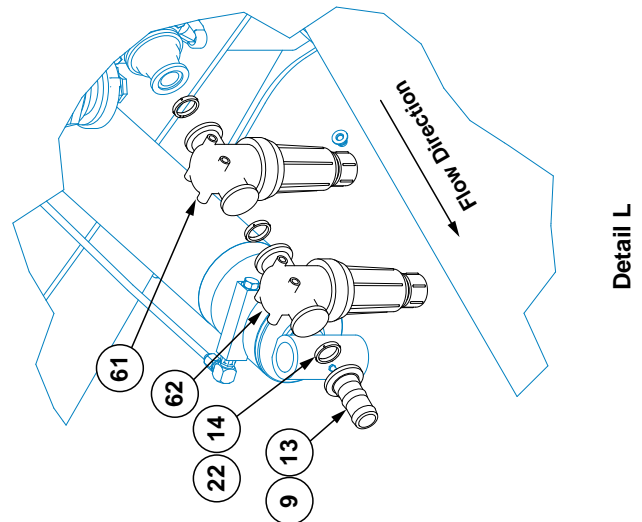


Detail D
(Fertilizer Opener Option)
12 Places

Detail M



Detail H

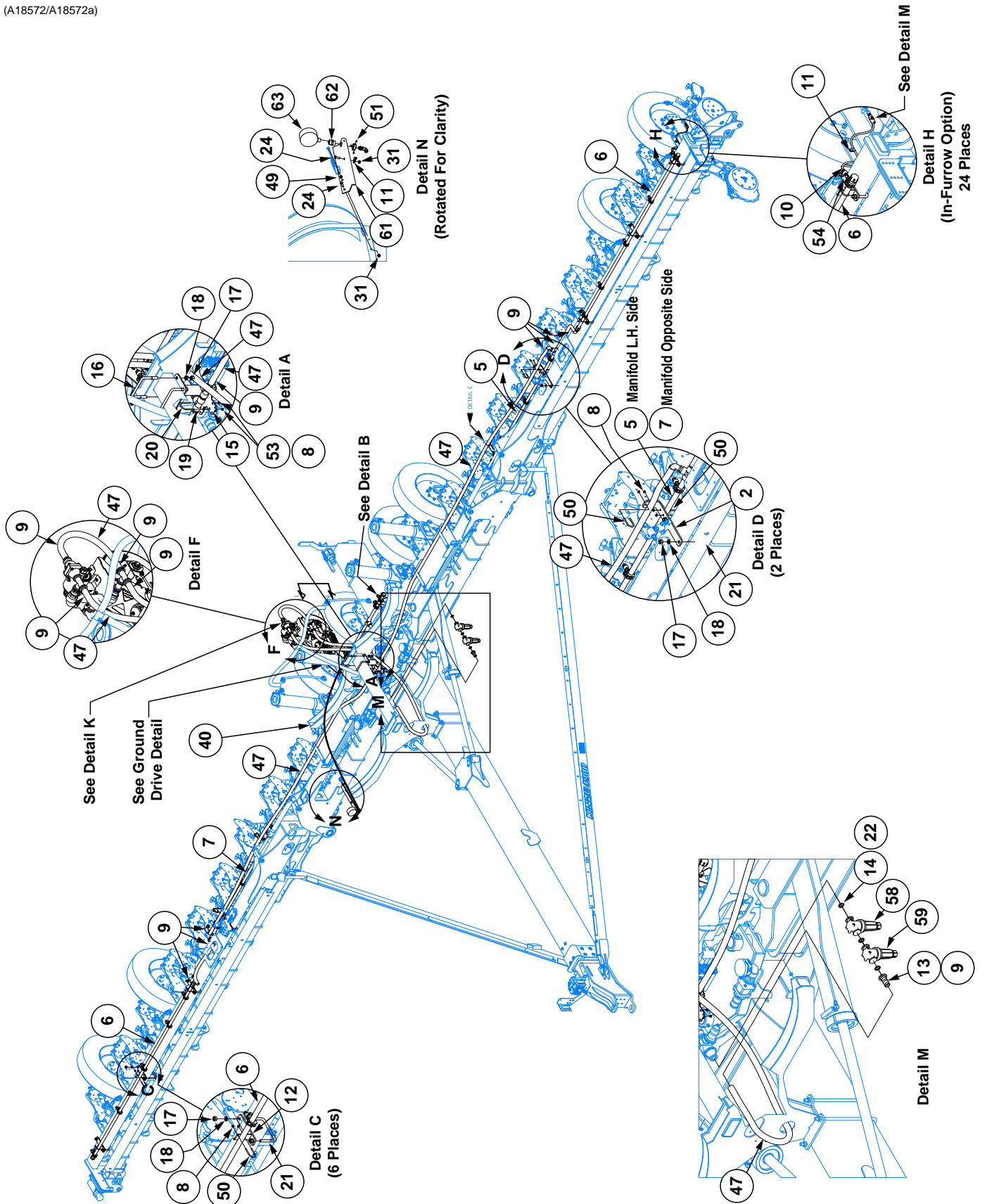


Detail L

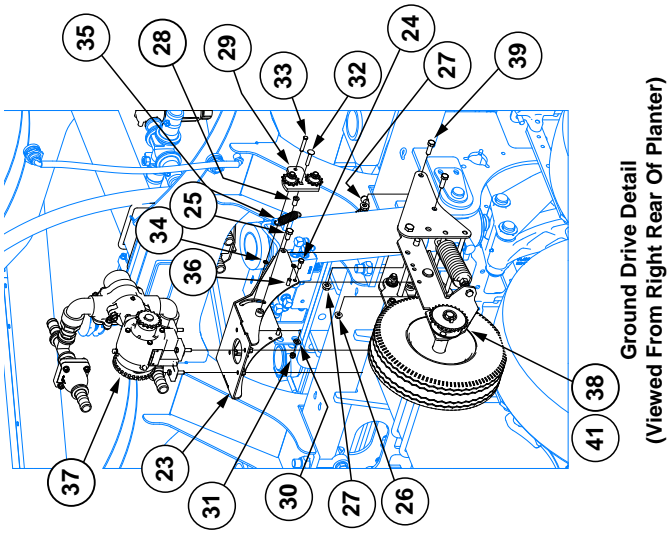
(Continued on the following page.)

| ITEM | PART NO. | QTY. | DESCRIPTION | ITEM | PART NO. | QTY. | DESCRIPTION |
|------|-------------|------|---|------|-------------|------|---|
| 1 | GA18327 | 2 | Fertilizer Tube Mount | 39 | G10039 | 2 | Hex Head Cap Screw, 1/2"-13 x 1 3/4" |
| 2 | GD26344 | 2 | Fertilizer Tube Mount Bracket | 40 | G10038 | 2 | Hex Head Cap Screw, 1/2"-13 x 3" |
| 3 | GA18163 | 4 | Fertilizer Support | 41 | G3310-86 | 1 | Chain, No. 40, 86 Pitch Including Connector Link |
| 4 | GA18336 | 1 | Fertilizer Manifold Assembly, 49", 12 Row W/Out Bulk Fill | | GR0912 | - | Connector Link, No. 40 |
| | GA18335 | 1 | Fertilizer Manifold Assembly, 41", 12 Row Bulk Fill | 42 | G11353 | 2 | Elbow, 1 1/2" NPT, 90° |
| | GA18328 | 1 | Fertilizer Manifold Assembly, 42", 16 Row W/Out Bulk Fill | 43 | G11569 | 2 | Adapter, 1" Flange x 1 1/4" Male NPT |
| | GA18329 | 1 | Fertilizer Manifold Assembly, 49", 16 Row Bulk Fill | 44 | GA16837 | 1 | Pressure Relief Valve, 100 PSI |
| 5 | *GA18337 | 2 | Fertilizer Manifold Assembly, 21 1/2", 12 Row | 45 | G11575 | 1 | 1" Flanged Straight Coupling |
| | *GA18330 | 2 | Fertilizer Manifold Assembly, 20 3/8", 16 Row | 46 | G11583 | 2 | 1" Flanged Manifold Tee |
| 6 | GA18338 | 2 | Fertilizer Manifold Assembly, 42", 12 Row | 47 | G4200-05 | 1 | Hose, 1 1/4" x 50', 12 Row |
| | GA18331 | 2 | Fertilizer Manifold Assembly, 73 1/2", 16 Row | 48 | G4200-15 | 1 | Hose, 1 1/4" x 65', 16 Row |
| 7 | GD26274 | 10 | U-Bolt, 1 1/2" x 1/4"-20 | 49 | G10753 | 2 | Hex Head Cap Screw, 3/8"-16 x 4 1/2" |
| 8 | G10110 | 24 | Lock Nut, 1/4"-20, Grade B | | G10615 | 2 | Reducing Bushing, 1 1/2" Male NPT To 1 1/4" Female |
| 9 | G10674 | 16 | Hose Clamp, No. 24 | 50 | G11385 | 4 | Flat Washer, 1/4" SAE |
| 10 | **D30421-75 | 1 | Clear Blue Tube, 3/8" O.D. x 75' | 51 | --- | 12 | See "Fertilizer Manifold Parts" on page P327 |
| 11 | GD6291 | 13 | Insulated Clamp, 3/8" | 52 | --- | 1 | See "Liquid Fertilizer Piston Pump (Uses 18 Tooth Sprocket)" on page P329 |
| 12 | GA20584 | 12 | Check Valve Assembly | 53 | G11389 | 3 | Flat Washer, 1/2" Plated SAE |
| 13 | G11458 | 5 | Adapter 1" Flange x 1 1/4" Hose Barb | 54 | GD27200 | 1 | Mud Scraper Arm Mount, 12 Row |
| 14 | G11498 | 11 | Gasket, Flange Ribbed 1" | | GD27197 | 1 | Mud Scraper Arm Mount, 16 Row |
| 15 | GA18590 | 1 | Fertilizer Tee Mount, 12 Row W/Out Bulk, 16 Row, and 24 Row | 55 | GD27201 | 1 | Mud Scraper Bar |
| 16 | GA21154 | 1 | Fertilizer Mount, 12 Row W/Bulk Fill | 56 | G11662 | 1 | Hex Head Cap Screw, 7/8"-9 x 2", Grade 8 |
| | GD11721 | 1 | U-Bolt, 5" x 7" x 1/2"-13 | 57 | G11661 | 1 | Hex Head Cap Screw, 7/8"-9 x 2 1/4", Grade 8 |
| 17 | GA18803 | 1 | Fertilizer Tee Mount | 58 | G10636 | 2 | Carriage Bolt, 1/2"-13 x 1 1/2" |
| 18 | G10004 | 5 | Hex Head Cap Screw, 3/8"-16 x 1 1/4" | 59 | G10111 | 2 | Lock Nut, 1/2"-13 |
| 19 | *GA18589 | 1 | Center Fertilizer Manifold Assembly | 60 | G10418 | 1 | Lock Nut, 7/8"-9 |
| 20 | GD26672 | 2 | U-Bolt, 2" Diameter, 1/4"-20 | 61 | GA18181 | 1 | 1" Manifold T Strainer W/30 Mesh Screen |
| 21 | G10101 | 2 | Hex Nut, 3/8"-16 | 62 | GA18182 | 1 | 1" Manifold T Strainer W/80 Mesh Screen |
| 22 | G11467 | 11 | Flange Clamp SS 50 Series | 63 | GD29709 | 24 | Tube Support |
| 23 | GA18875 | 1 | Piston Pump Mount | 64 | G10228 | - | Lock Washer, 1/2" |
| 24 | G10001 | 4 | Hex Head Cap Screw, 3/8"-16 x 1" | 65 | GA21611 | 1 | Pressure Gauge Bracket, 200 Gal. Tank |
| 25 | G10014 | 2 | Hex Head Cap Screw, 1/2"-13 x 1" | | GA21612 | - | Pressure Gauge Bracket, 300 Gal. Tank |
| 26 | G11091 | 6 | Serrated Flange Nut, 3/8"-16 | | GA21613 | - | Pressure Gauge Bracket, 500 Gal. Tank |
| 27 | G10071 | 6 | Serrated Flange Nut, 1/2"-13 | 66 | GA21614 | 1 | 90° Push-To-Connect Elbow |
| 28 | GD15532 | 1 | Bronze Bushing, 3/8 x 1/2" | 67 | GA21456 | 1 | Pressure Gauge |
| 29 | GA11287 | 1 | Double Idler Assembly | 68 | G5000-08-04 | 1 | Coupling, 1/2"-14 FNPT x 1/4"-18 FNPT |
| 30 | G11387 | 3 | Flat Washer, 3/8" SAE | 69 | G10497 | 1 | Hex Jam Nut, 3/8"-16, Grade 2 |
| 31 | G10108 | 4 | Lock Nut, 3/8"-16 | 70 | G11242 | 3 | Hex Socket Set Screw, 1/4"-20 x 3/8" |
| 32 | G10306 | 1 | Carriage Bolt, 3/8"-16 x 2" | 71 | **D30421-12 | 1 | Clear Blue Tube, 3/8" O.D. x 125 |
| 33 | G10552 | 1 | Clevis Pin, 3/8" x 2" | 72 | G10102 | - | Hex Nut, 1/2"-13 |
| 34 | G10860 | 2 | Retaining Ring, 3/8" | | | | See "Fertilizer Manifold Parts" on page P327 for individual parts. |
| 35 | GD5857 | 1 | Spring | | | | **Not stocked by Kinze repair parts, but is available in bulk. Order part number: GD30421-00, Clear blue urethane tubing, 3/8" O.D. x 250'. |
| 36 | G10870 | 1 | Clevis Pin, 3/8" x 1" | | | | |
| 37 | GA12330 | 1 | See "Liquid Fertilizer Piston Pump (Uses 18 Tooth Sprocket)" on page P329 | | | | |
| 38 | GA18880 | 1 | See "Center Ground Drive Assembly" on page P306 | | | | |

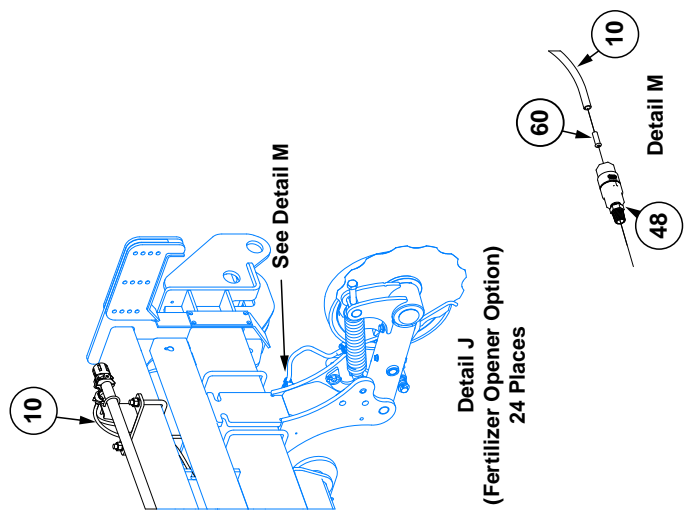
(A18572/A18572a)



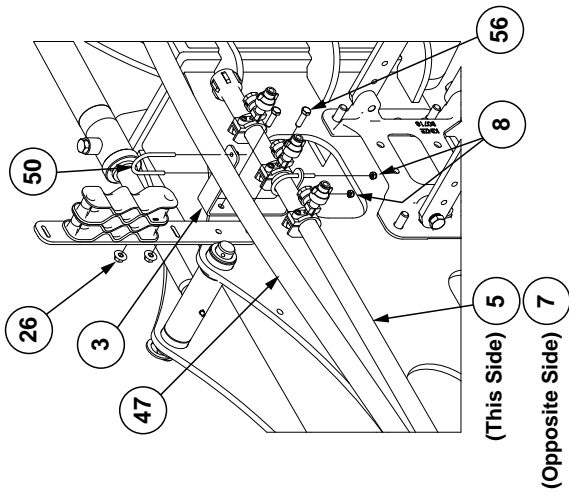
(Continued on the following page.)



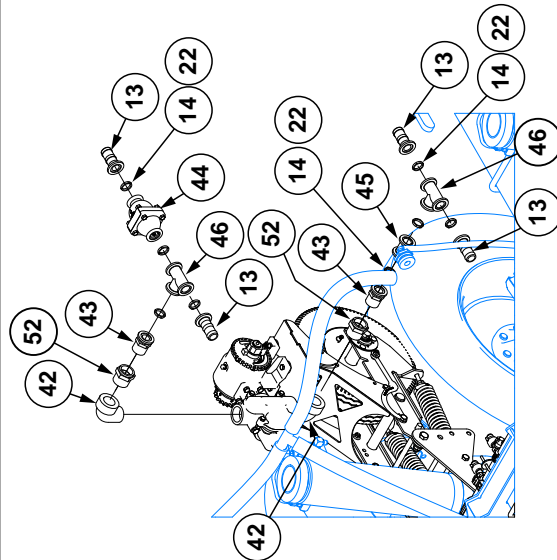
Ground Drive Detail
(Viewed From Right Rear Of Planter)



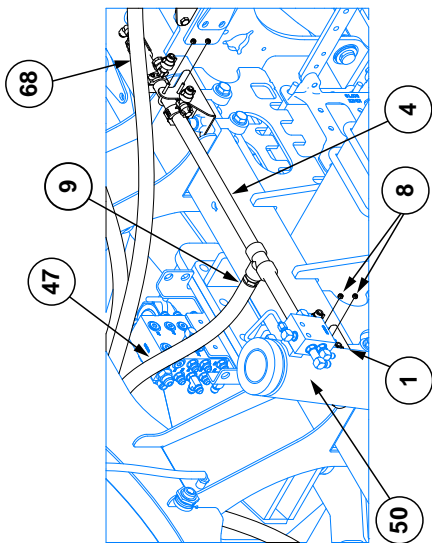
Detail J
(Fertilizer Opener Option)
24 Places



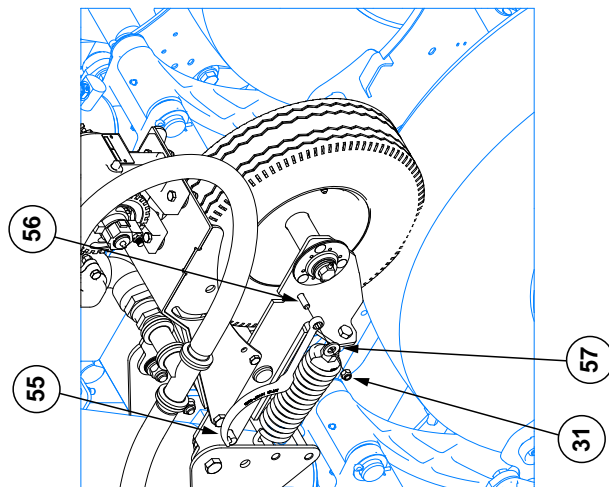
Detail E
(Viewed From Left Rear Of Planter)
2 Places



Detail K-K



Detail B
(Viewed From Left Rear Of Planter)

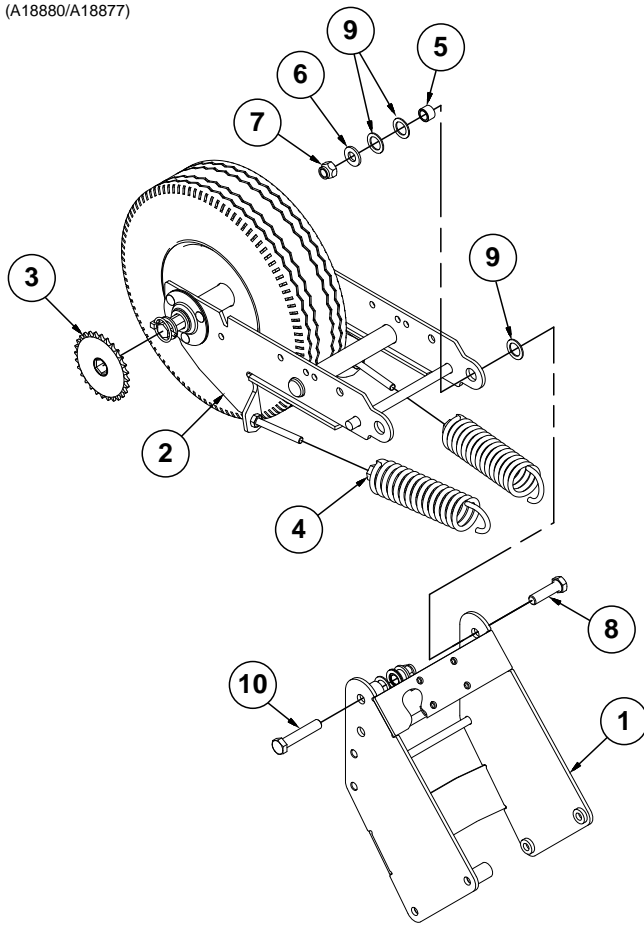


View L-L

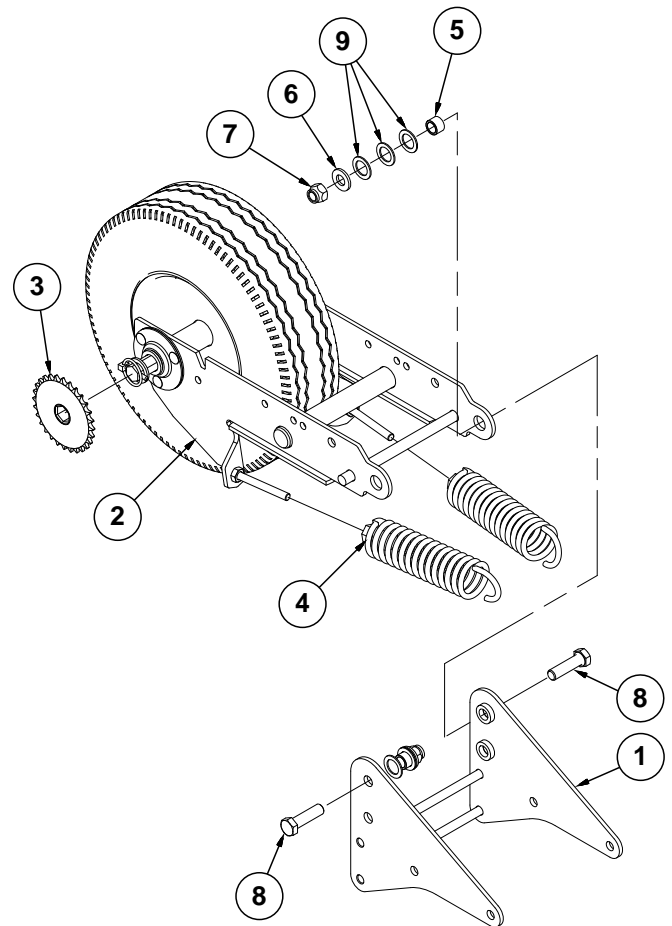
| ITEM | PART NO. | QTY. | DESCRIPTION | ITEM | PART NO. | QTY. | DESCRIPTION |
|------|--------------|------|--|---|-------------|------|---|
| 1 | GA18327 | 2 | Fertilizer Tube Mount | 36 | G10870 | 1 | Clevis Pin, 3/8" x 1" |
| 2 | GD26540 | 2 | Fertilizer Tube Mount Bracket | 37 | GA12330 | 1 | See "Liquid Fertilizer Piston Pump (Uses 18 Tooth Sprocket)" on page P329 |
| 3 | GD26542 | 2 | Fertilizer Tube Mount Bracket | 38 | --- | 1 | See "Center Ground Drive Assembly" on page P306 |
| 4 | *GA18332 | 1 | Fertilizer Manifold Assembly, 49" | 39 | G10017 | 4 | Hex Head Cap Screw, 1/2"-13 x 1 1/2" |
| 5 | *GA18333 | 1 | Fertilizer Manifold Assembly, 81 3/4" | 40 | **D30421-12 | 1 | Clear Blue Tube, 3/8" O.D. x 125' |
| 6 | *GA18334 | 2 | Fertilizer Manifold Assembly, 125 1/4" | 41 | G3310-86 | 1 | Chain, No. 40, 86 Pitch Including Connector Link |
| 7 | *GA18456 | 1 | Fertilizer Manifold Assembly, 81 3/4" | | GR0912 | - | Connector Link, No. 40 |
| 8 | G10110 | 36 | Lock Nut, 1/4"-20, Grade B | 42 | G11353 | 2 | Elbow, 1 1/2" NPT, 90° |
| 9 | G10674 | 16 | Hose Clamp, No. 24 | 43 | G11569 | 2 | Adapter, 1" Flange x 1 1/4" Male NPT |
| 10 | **D30421-125 | 1 | Clear Blue Tube, 3/8" O.D. x 125' | 44 | GA16837 | 1 | Pressure Relief Valve, 100 PSI |
| 11 | GD6291 | 25 | Insulated Clamp, 3/8" | 45 | G11575 | 1 | 1" Flanged Straight Coupling |
| 12 | GA18344 | 6 | Fertilizer Tube Mount | 46 | G11583 | 2 | 1" Flanged Manifold Tee |
| 13 | G11458 | 5 | Adapter 1" Flange x 1 1/4" Hose Barb | 47 | G4200-15 | 1 | Hose, 1 1/4" x 65' |
| 14 | G11498 | 11 | Gasket, Flange Ribbed 1" | 48 | GA20584 | 24 | Check Valve Assembly |
| 15 | GA18574 | 1 | Fertilizer Tee Mount, Non Bulk Fill | 49 | G10497 | 1 | Hex Jam Nut, 3/8"-16, Grade 2 |
| | GA18590 | 1 | Fertilizer Tee Mount, Bulk Fill | 50 | GD26274 | 16 | U-Bolt, 1 1/2" x 1 1/4"-20 |
| 16 | GD11489 | 2 | U-Bolt, 3" x 6" x 3/8"-11, Non Bulk Fill | 51 | G11242 | 3 | Hex Socket Set Screw, 1/4"-20 x 3/8" |
| | GD11721 | 2 | U-Bolt, 5" x 7" x 1/2"-13, Bulk Fill | 52 | G10615 | 2 | Reducing Bushing, 1 1/2" Male NPT To 1 1/4" Female |
| 17 | G10104 | 20 | Hex Nut, 5/8"-11, Non Bulk Fill | 53 | G11385 | 4 | Flat Washer, 1/4" SAE |
| | G10102 | 4 | Hex Nut, 1/2"-13, Bulk Fill | 54 | --- | 24 | See "Fertilizer Manifold Parts" on page P327 |
| 18 | G10230 | 20 | Lock Washer, 5/8", Non Bulk Fill | 55 | --- | - | See "Liquid Fertilizer Piston Pump (Uses 18 Tooth Sprocket)" on page P329 |
| | G10228 | 4 | Lock Washer, 1/2", Bulk Fill | 56 | G10004 | 5 | Hex Head Cap Screw, 3/8"-16 x 1 1/4" |
| 19 | *GA18589 | 1 | Center Fertilizer Manifold Assembly | 57 | G11389 | 1 | Flat Washer, 1/2" Plated SAE |
| 20 | GD26672 | 2 | U-Bolt, 2" Diameter, 1/4"-20 | 58 | GA18181 | 1 | 1" Manifold T Strainer W/30 Mesh Screen |
| 21 | GD25914 | 8 | U-Bolt, 7" x 3" x 5/8"-11 | 59 | GA18182 | 1 | 1" Manifold T Strainer W/80 Mesh Screen |
| 22 | G11467 | 11 | Flange Clamp SS 50 Series | 60 | GD29709 | 48 | Support Tube |
| 23 | GA18875 | 1 | Piston Pump Mount | 61 | GA21612 | 1 | Pressure Gauge Bracket, 300 Gal. Tank |
| 24 | G10001 | 4 | Hex Head Cap Screw, 3/8"-16 x 1" | | GA21612 | - | Pressure Gauge Bracket, 500 Gal. Tank |
| 25 | G10014 | 2 | Hex Head Cap Screw, 1/2"-13 x 1" | 62 | G5000-08-04 | 1 | Coupling, 1/2"-14 FNPT x 1/4"-18 FNPT |
| 26 | G11091 | 6 | Serrated Flange Nut, 3/8"-16 | 63 | GA21456 | 1 | Pressure Gauge |
| 27 | G10071 | 6 | Serrated Flange Nut, 1/2"-13 | 64 | GA21614 | 1 | 90° Push-To-Connect Elbow |
| 28 | GD15532 | 1 | Bronze Bushing, 3/8" x 1/2" | *See "Fertilizer Manifold Parts" on page P327 for individual parts. | | | |
| 29 | GA11287 | 1 | Double Idler Assembly | **Not stocked by Kinze repair parts, but is available in bulk. Order part number: GD30421-00, Clear blue urethane tubing, 3/8" O.D. x 250'. | | | |
| 30 | G11387 | 1 | Flat Washer, 3/8" SAE | | | | |
| 31 | G10108 | 4 | Lock Nut, 3/8"-16 | | | | |
| 32 | G10306 | 1 | Carriage Bolt, 3/8"-16 x 2" | | | | |
| 33 | G10552 | 1 | Clevis Pin, 3/8" x 2" | | | | |
| 34 | G10860 | 2 | Retaining Ring, 3/8" | | | | |
| 35 | GD5857 | 1 | Spring | | | | |

This page left blank intentionally.

(A18880/A18877)



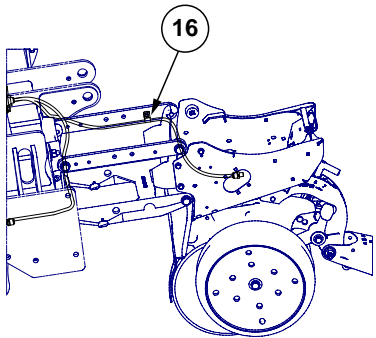
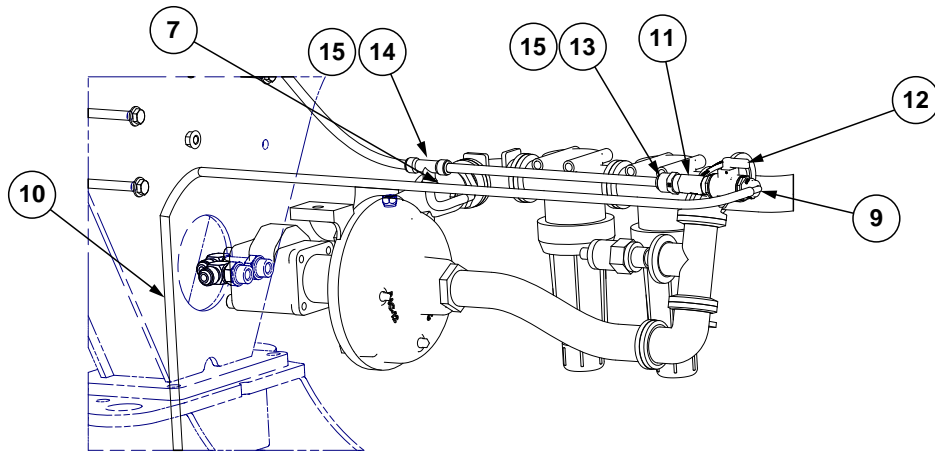
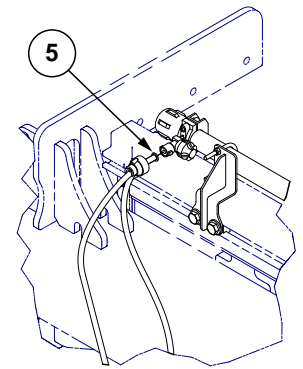
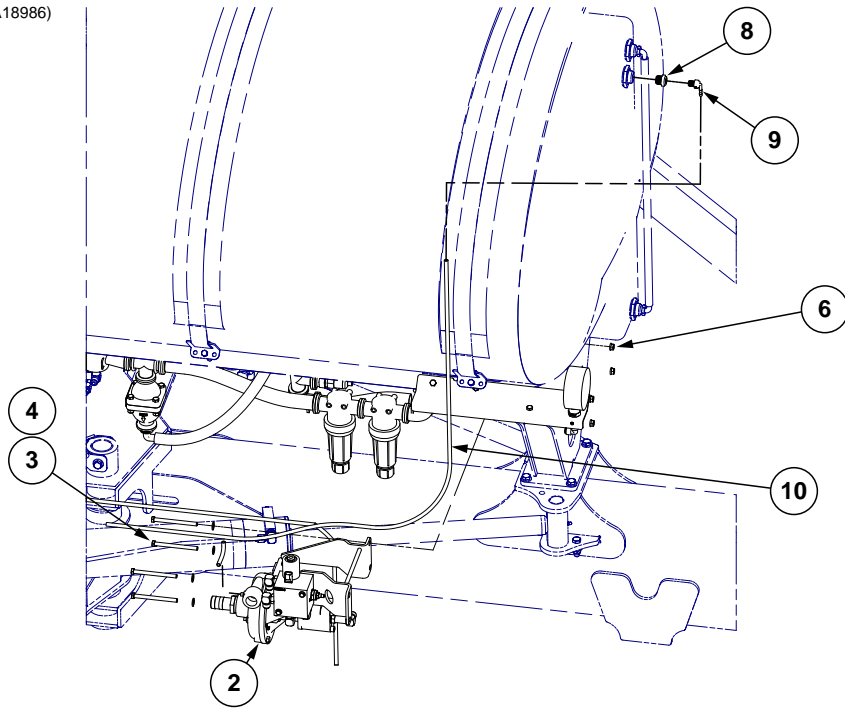
12 Row and 16 Row



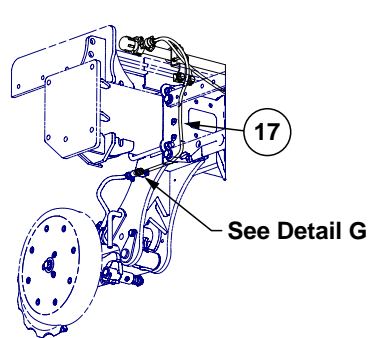
24 Row

| ITEM | PART NO. | QTY. | DESCRIPTION |
|------|----------|------|---|
| 1 | GA18881 | 1 | Center Drive Mount, 12 Row |
| | GA18876 | - | Center Drive Mount, 16 Row |
| | GA18874 | - | Center Drive Mount, 24 Row |
| 2 | --- | - | See "Contact Tire Assembly" on page P119 |
| 3 | GA5113 | 1 | Sprocket, 28 Tooth |
| 4 | GA2068 | 2 | Spring W/Plug |
| 5 | GB0218 | 2 | Bushing, 2 ¹ / ₃₂ " I.D. x 7 ⁷ / ₈ " O.D. x 1 ⁹ / ₃₂ " Long |
| 6 | G11391 | 2 | Flat Washer, 5 ⁸ / ₁₆ " SAE |
| 7 | G10107 | 2 | Lock Nut, 5 ⁵ / ₈ "-11 |
| 8 | G10006 | 1 | Hex Head Cap Screw, 5 ⁸ / ₁₆ "-11 x 2 ¹ / ₄ " |
| 9 | G10235 | 6 | Machine Bushing, 7 ⁸ / ₁₆ ", 14 Gauge (.0747") (As Required) |
| 10 | G10862 | 1 | Hex Head Cap Screw, 5 ⁸ / ₁₆ "-11 x 3 ¹ / ₄ " |

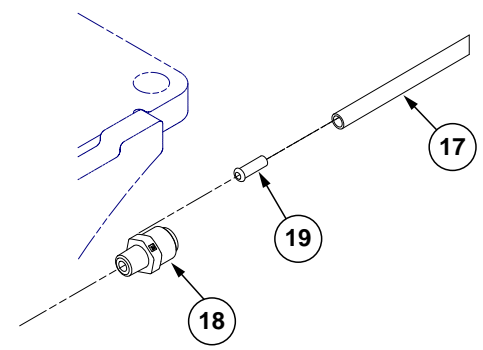
(A18986)



(In Furrow Option)



(Fertilizer Opener Option)

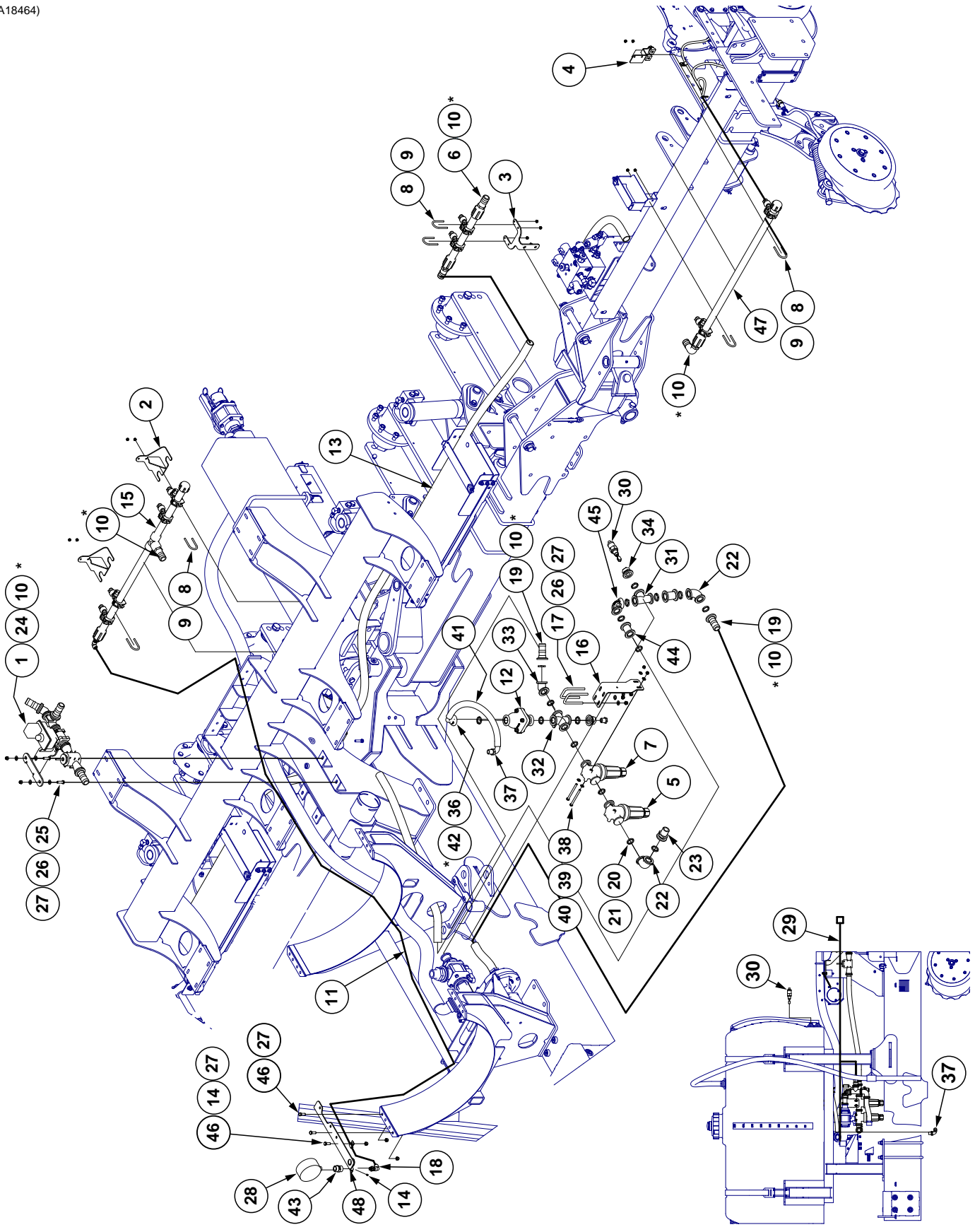


Detail G

| ITEM | PART NO. | QTY. | DESCRIPTION |
|------|------------|------|--|
| 1 | --- | - | --- |
| 2 | --- | 1 | See "Hydraulic Fertilizer Pump" on page P241 |
| 3 | G10753 | 4 | Hex Head Cap Screw, 3/8"-16 x 4 1/2" |
| 4 | G11387 | 4 | Flat Washer, 3/8" SAE |
| 5 | --- | - | See "Fertilizer Manifold Parts" on page P327 |
| 6 | G10622 | 4 | Serrated Flange Nut, 3/8"-16 |
| 7 | G11703 | 1 | Elbow, 90° 1/8" MNPT to 1/4" Barb |
| 8 | G11682 | 1 | Reducing Bushing, 1/2" Male NPT to 1/4" Female NPT |
| 9 | G11681 | 2 | 1/4" NPT x 1/4" Hose Barb Fitting |
| 10 | *D30421-18 | 1 | Clear Blue Tube, 3/8" O.D. x 18' |
| 11 | G11701 | 1 | 1/4" NPT x 1/4" FNPT Tee |
| 12 | GD29813 | 1 | Micro Valve 1/4" FNPT |
| 13 | GD29625 | 1 | Connector, 1/4" NPT x 3/8" |
| 14 | G11702 | 1 | 3/8" Push On Tee |
| 15 | GD29709 | 4 | Support Tube |
| 16 | GD6291 | - | Insulated Clamp, 3/8" |
| 17 | GD28423 | - | Clear Blue Tube, 3/8" O.D., 150' |
| 18 | GD29625 | - | Connector, 1/4" NPT x 3/8" |
| 19 | GD29709 | - | Support Tube |

*Not stocked by Kinze repair parts, but is available in bulk. Order part number: GD30421-00, Clear blue urethane tubing, 3/8" O.D. x 250'.

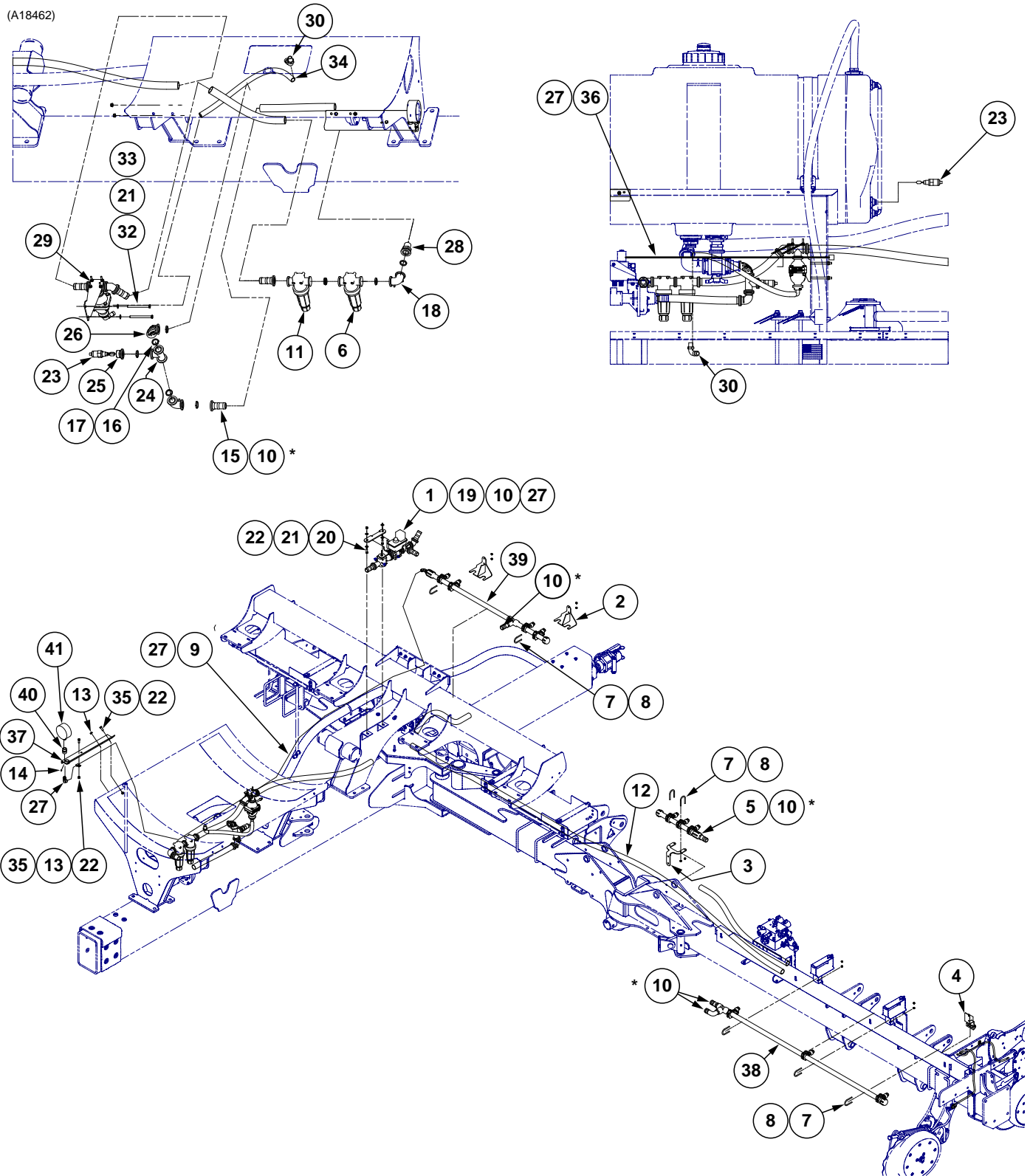
(A18464)



| ITEM | PART NO. | QTY. | DESCRIPTION |
|------|-------------|------|---|
| 1 | --- | 1 | See "Fertilizer Flow Meter (With Bulk Fill)" on page P325 |
| 2 | GA18327 | 2 | Fertilizer Tube Mount |
| 3 | GD26344 | 2 | Fertilizer Tube Mount Bracket |
| 4 | GA18163 | 2 | Fertilizer Support |
| 5 | GA18181 | 1 | 1" Manifold T Strainer W/30 Mesh Screen |
| 6 | *GA18337 | 2 | Fertilizer Manifold Assembly, 21 $\frac{5}{8}$ " |
| 7 | GA18182 | 1 | 1" Manifold T Strainer W/80 Mesh Screen |
| 8 | GD26274 | 10 | U-Bolt, 1 $\frac{1}{2}$ " x $\frac{1}{4}$ "-20 |
| 9 | G10110 | 20 | Lock Nut, $\frac{1}{4}$ "-20, Grade B |
| 10 | G10674 | 14 | Hose Clamp, No. 24 |
| 11 | **D30421-18 | 1 | Clear Blue Tube, $\frac{3}{8}$ " O.D. x 18' |
| 12 | GA20723 | 1 | Pressure Relief valve, 75 PSI |
| 13 | G4200-03 | 1 | Hose, 1 $\frac{1}{4}$ " x 32' |
| 14 | G11242 | 3 | Hex Socket Set Screw, $\frac{1}{4}$ "-20 x $\frac{3}{8}$ " |
| 15 | *GA18335 | 1 | Fertilizer Manifold Assembly, 41" |
| 16 | GD31325 | 1 | Pressure Valve Bracket |
| 17 | GD29624 | 2 | U-Bolt, 2" x 4" x $\frac{3}{8}$ "-16 |
| 18 | GA21614 | 1 | 90° Push-To-Connect Elbow |
| 19 | G11458 | 2 | Adapter 1" Flange x 1 $\frac{1}{4}$ " Hose Barb |
| 20 | G11498 | 16 | Gasket, Flange Ribbed 1" |
| 21 | G11467 | 16 | Flange Clamp SS 50 Series |
| 22 | G11574 | 2 | 1" Manifold Coupling, 90° |
| 23 | G11677 | 1 | Adapter, 1" Flange x 1" Male NPT |
| 24 | GA19421 | 1 | Fertilizer Control Cable |
| 25 | G10004 | 2 | Hex Head Cap Screw, $\frac{3}{8}$ "-16 x 1 $\frac{1}{4}$ " |
| 26 | G11387 | 8 | Flat Washer, $\frac{3}{8}$ " SAE |
| 27 | G10108 | 9 | Lock Nut, $\frac{3}{8}$ "-16 |
| 28 | GA21456 | 1 | Pressure Gauge |
| 29 | GA18941 | 1 | Fertilizer Pump Cable |
| | G10064 | 1 | Hex Head Cap Screw, $\frac{1}{4}$ "-20 x 1" |
| | G11328 | 1 | Washer, $\frac{1}{4}$ " |
| | G10621 | 1 | Serrated Flange Nut, $\frac{1}{4}$ "-20 |
| 30 | GA18720 | 2 | Liquid Level Sensor |
| 31 | G11583 | 1 | 1" Flanged Manifold Tee |
| 32 | G11459 | 1 | 1" Flanged Poly Cross |
| 33 | G11565 | 1 | 1" Poly Coupling, 45° |
| 34 | G11679 | 2 | Adapter, 1" Flanged x $\frac{1}{2}$ " Male NPT |
| 35 | G10297 | 1 | Hex Pipe Plug, $\frac{1}{2}$ " |
| 36 | G11506 | 1 | 90° Elbow, 1" Flange - $\frac{3}{4}$ " Barb |
| 37 | G10917 | 1 | Elbow, 90°, $\frac{3}{4}$ " NPT To Barb |
| 38 | G11666 | 2 | Hex Head Cap Screw, $\frac{5}{16}$ "-18 x 4", Grade 5 |
| 39 | G11386 | 4 | Flat Washer, $\frac{5}{16}$ " SAE |
| 40 | G10109 | 2 | Lock Nut, $\frac{5}{16}$ "-18 |
| 41 | G4205-04 | 1 | Hose, $\frac{3}{4}$ " x 36" |
| 42 | G10278 | 2 | Hose Clamp, No. 16 |
| 43 | G5000-08-04 | 1 | Coupling, $\frac{1}{2}$ "-14 FNPT x $\frac{1}{4}$ "-18 FNPT |
| 44 | G11575 | 2 | 1" Flanged Straight Coupling |
| 45 | G11698 | 1 | 90° Elbow with $\frac{1}{4}$ " Gauge Port Flange Sweep |
| 46 | G10001 | 3 | Hex Head Cap Screw, $\frac{3}{8}$ "-16 x 1" |
| 47 | *GA18338 | 2 | Fertilizer Manifold Assembly, 41 $\frac{1}{4}$ " |
| 48 | GA21611 | 1 | Pressure Gauge Bracket |

*See "Fertilizer Manifold Parts" on page P327 for individual parts.

**Not stocked by Kinze repair parts, but is available in bulk. Order part number: GD30421-00, Clear blue urethane tubing, $\frac{3}{8}$ " O.D. x 250'.

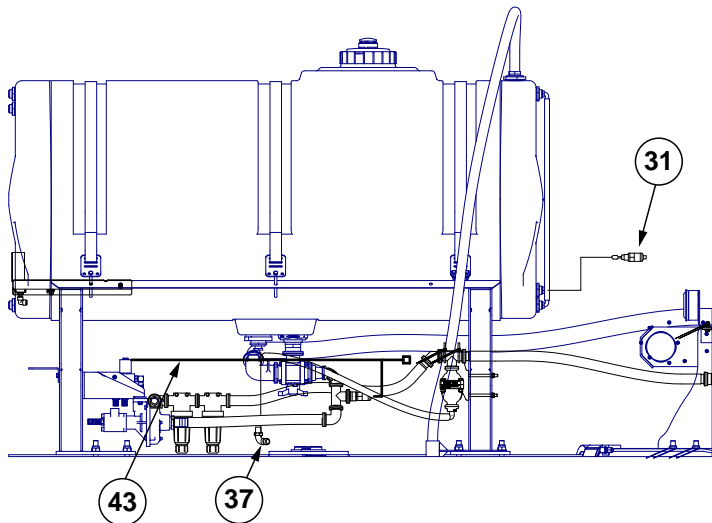
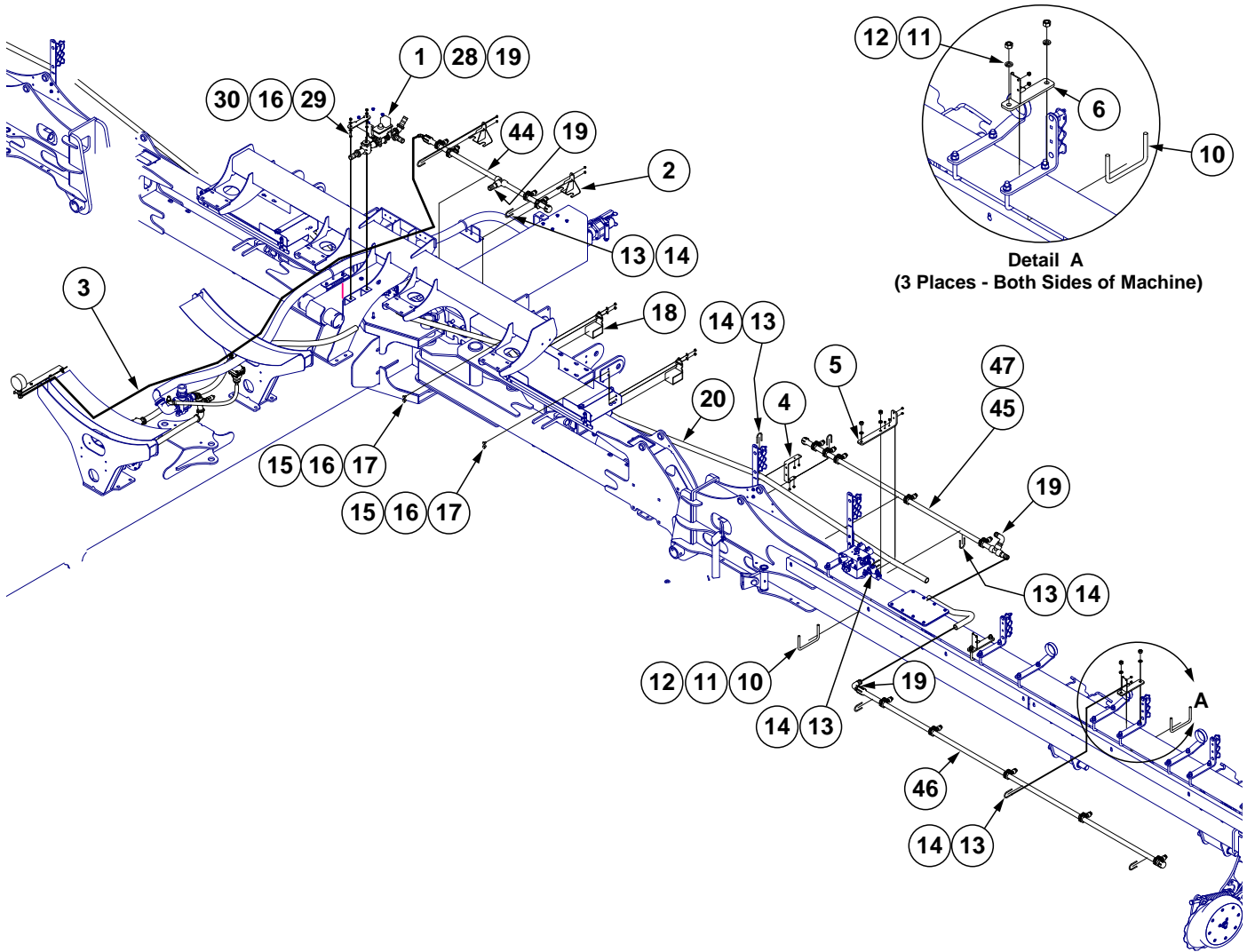


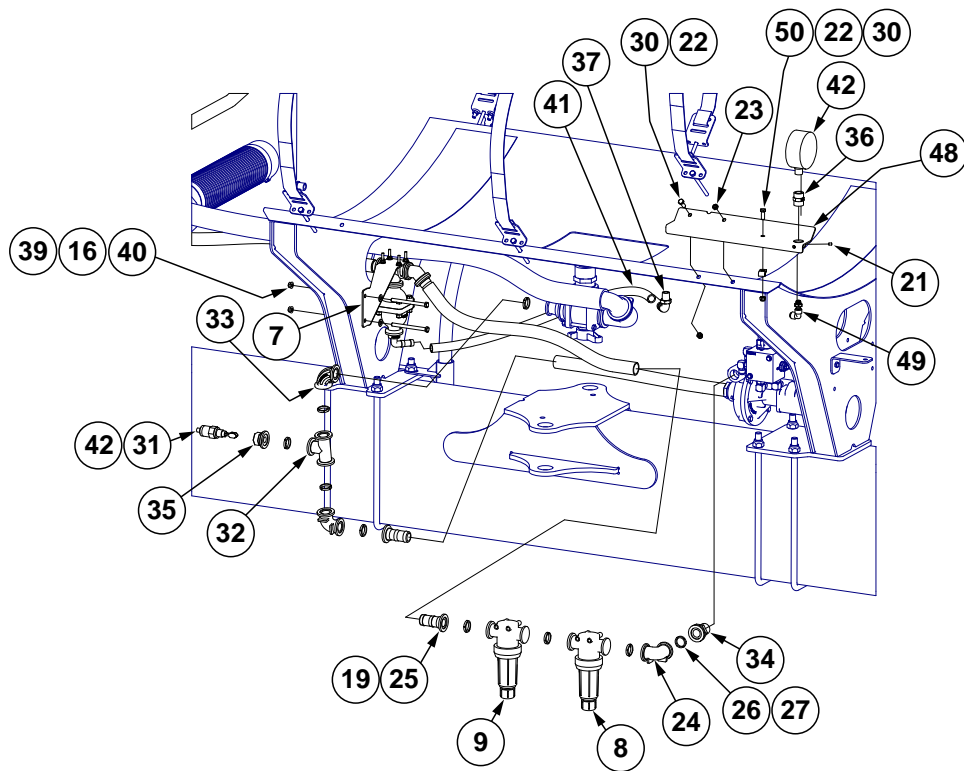
| ITEM | PART NO. | QTY. | DESCRIPTION |
|------|-------------|------|---|
| 1 | --- | - | See "Fertilizer Flow Meter (With Bulk Fill)" on page P325 |
| 2 | GA18327 | 2 | Fertilizer Tube Mount |
| 3 | GD26344 | 2 | Fertilizer Tube Mount Bracket |
| 4 | GA18163 | 2 | Fertilizer Support |
| 5 | *GA18330 | 2 | Fertilizer Manifold Assembly, 20 $\frac{3}{8}$ " |
| 6 | GA18181 | 1 | 1" Manifold T Strainer W/30 Mesh Screen |
| 7 | GD26274 | 12 | U-Bolt, 1 $\frac{1}{2}$ " x $\frac{1}{4}$ "-20 |
| 8 | G10110 | 24 | Lock Nut, $\frac{1}{4}$ "-20, Grade B |
| 9 | **D30421-18 | 1 | Clear Blue Tube, $\frac{3}{8}$ " O.D. x 18' |
| 10 | G10674 | 16 | Hose Clamp, No. 24 |
| 11 | GA18182 | 1 | 1" Manifold T Strainer W/80 Mesh Screen |
| 12 | G4200-05 | 1 | Hose, 1 $\frac{1}{4}$ " x 50' |
| 13 | G10497 | 1 | Hex Jam Nut, $\frac{3}{8}$ "-16, Grade 2 |
| 14 | G11242 | 3 | Hex Socket Set Screw, $\frac{1}{4}$ "-20 x $\frac{3}{8}$ " |
| 15 | G11458 | 2 | Adapter 1" Flange x 1 $\frac{1}{4}$ " Hose Barb |
| 16 | G11498 | 9 | Gasket, Flange Ribbed 1" |
| 17 | G11467 | 9 | Flange Clamp SS 50 Series |
| 18 | G11574 | 2 | 1" Manifold Coupling, 90° |
| 19 | GA19421 | 1 | Fertilizer Control Cable |
| 20 | G10004 | 2 | Hex Head Cap Screw, $\frac{3}{8}$ "-16 x 1 $\frac{1}{4}$ " |
| 21 | G11387 | 6 | Flat Washer, $\frac{3}{8}$ " SAE |
| 22 | G10108 | 4 | Lock Nut, $\frac{3}{8}$ "-16 |
| 23 | GA18720 | 2 | Liquid Level Sensor |
| 24 | G11583 | 1 | 1" Flanged Manifold Tee |
| 25 | G11679 | 1 | Adapter, 1" Flanged x $\frac{1}{2}$ " Male NPT |
| 26 | G11698 | 1 | 90° Elbow with $\frac{1}{4}$ " Gauge Port Flange Sweep |
| 27 | GA21614 | 1 | 90° Push-To-Connect Elbow |
| 28 | G11677 | 1 | Adapter, 1" Flange x 1" Male NPT |
| 29 | GA20722 | 1 | Pressure Valve Mount |
| 30 | G10917 | 1 | Elbow, 90°, $\frac{3}{4}$ " NPT To Barb |
| 31 | G10278 | 2 | Hose Clamp, No. 16 |
| 32 | G10753 | 2 | Hex Head Cap Screw, $\frac{3}{8}$ "-16 x 4 $\frac{1}{2}$ " |
| 33 | G10622 | 2 | Serrated Flange Nut, $\frac{3}{8}$ "-16 |
| 34 | G4205-04 | 1 | Hose, $\frac{3}{4}$ " x 36" |
| 35 | G10001 | 2 | Hex Head Cap Screw, $\frac{3}{8}$ "-16 x 1" |
| 36 | GA18941 | 1 | Fertilizer Pump Cable |
| 37 | GA21612 | 1 | Pressure Gauge Bracket |
| 38 | *GA18331 | 2 | Manifold Assembly, 73 $\frac{1}{2}$ " |
| 39 | *GA18329 | 1 | Fertilizer Manifold Assembly, 49" |
| 40 | G5000-08-04 | 1 | Coupling, $\frac{1}{2}$ "-14 FNPT x $\frac{1}{4}$ "-18 FNPT |
| 41 | GA21456 | 1 | Pressure Gauge |

*[See "Fertilizer Manifold Parts" on page P327](#) for individual parts.

**Not stocked by Kinze repair parts, but is available in bulk. Order part number: GD30421-00, Clear blue urethane tubing, $\frac{3}{8}$ " O.D. x 250'.

(A18460)





| ITEM | PART NO. | QTY. | DESCRIPTION |
|------|-------------|------|---|
| 1 | GA18457 | 1 | See "Fertilizer Flow Meter (With Bulk Fill)" on page P325 |
| 2 | GA18327 | 2 | Fertilizer Tube Mount |
| 3 | **D30421-18 | 1 | Clear Blue Tube, 3/8" O.D. x 18' |
| 4 | GD26542 | 2 | Fertilizer Tube Mount Bracket |
| 5 | GD26540 | 2 | Fertilizer Tube Mount Bracket |
| 6 | GA18344 | 6 | Fertilizer Tube Mount Bracket |
| 7 | GA20722 | 1 | Pressure Valve Mount |
| 8 | GA18181 | 1 | 1" Manifold T Strainer W/30 Mesh Screen |
| 9 | GA18182 | 1 | 1" Manifold T Strainer W/80 Mesh Screen |
| 10 | GD25914 | 8 | U-Bolt, 7" x 3" x 5/8"-11 |
| 11 | G10230 | 16 | Lock Washer, 5/8" |
| 12 | G10104 | 16 | Hex Nut, 5/8"-11 |
| 13 | GD26274 | 16 | U-Bolt, 1 1/2" x 1/4"-20 |
| 14 | G10110 | 32 | Lock Nut, 1/4"-20, Grade B |
| 15 | G10101 | 8 | Hex Nut, 3/8"-16 |
| 16 | G11387 | 14 | Flat Washer, 3/8" SAE |
| 17 | G10308 | 8 | Carriage Bolt, 3/8"-16 x 3/4" |
| 18 | GA18345 | 4 | Hose Support |
| 19 | G10674 | 16 | Hose Clamp, No. 24 |
| 20 | G4200-01 | 3 | Hose, 1 1/4" x 22' |
| 21 | G11242 | 3 | Hex Socket Set Screw, 1/4"-20 x 3/8" |
| 22 | GD6291 | - | Insulated Clamp, 3/8" |
| 23 | G10497 | 1 | Hex Jam Nut, 3/8"-16, Grade 2 |
| 24 | G11574 | 2 | 1" Manifold Coupling, 90° |

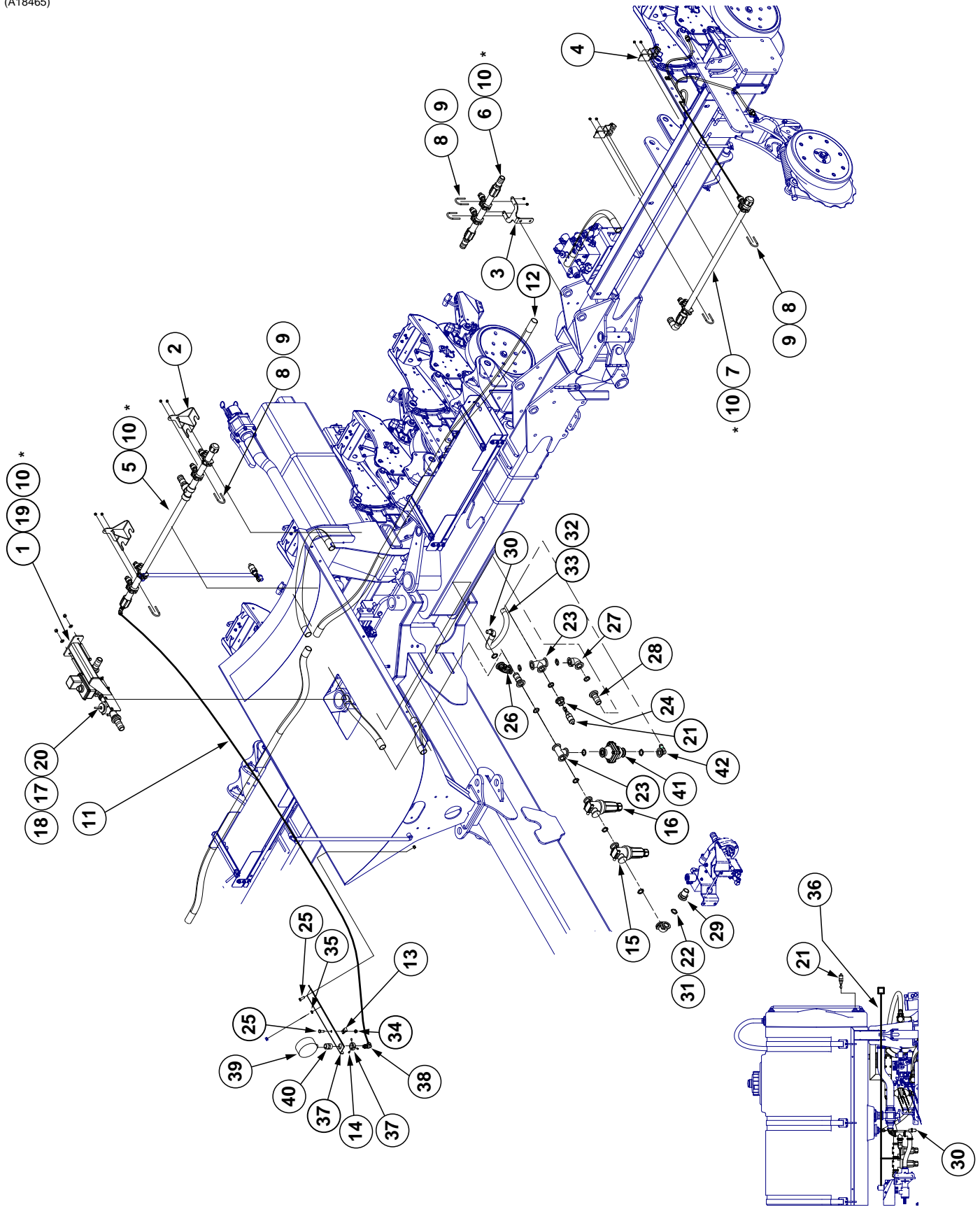
| ITEM | PART NO. | QTY. | DESCRIPTION |
|------|-------------|------|--|
| 25 | G11458 | 2 | Adapter 1" Flange x 1¼" Hose Barb |
| 26 | G11498 | 9 | Gasket, Flange Ribbed 1" |
| 27 | G11467 | 9 | Flange Clamp SS 50 Series |
| 28 | GA19421 | 1 | Fertilizer Control Cable |
| 29 | G10004 | 2 | Hex Head Cap Screw, ⅜"-16 x 1¼" |
| 30 | G10108 | 4 | Lock Nut, ⅜"-16 |
| 31 | GA18720 | 2 | Liquid Level Sensor |
| 32 | G11583 | 1 | 1" Flanged Manifold Tee |
| 33 | G11698 | 1 | 90° Elbow with ¼" Gauge Port Flange Sweep |
| 34 | G11677 | 1 | Adapter, 1" Flange x 1" Male NPT |
| 35 | G11679 | 1 | Adapter, 1" Flanged x ½" Male NPT |
| 36 | G5000-08-04 | 1 | Coupling, ½"-14 FNPT x ¼"-18 FNPT |
| 37 | G10917 | 1 | Elbow, 90°, ¾" NPT To Barb |
| 38 | G10278 | 2 | Hose Clamp, No. 16 |
| 39 | G10753 | 2 | Hex Head Cap Screw, ⅜"-16 x 4½" |
| 40 | G10622 | 2 | Serrated Flange Nut, ⅜"-16 |
| 41 | G4205-04 | 1 | Hose, ¾" x 36" |
| 42 | GA21456 | 1 | Pressure Gauge |
| 43 | GA20896 | 1 | Fertilizer Pump Cable |
| 44 | *GA18332 | 1 | Fertilizer Manifold Assembly, 49" |
| 45 | *GA18333 | 1 | Fertilizer Manifold Assembly, 81¾" (L.H. Side) |
| 46 | *GA18334 | 2 | Fertilizer Manifold Assembly, 125¼" |
| 47 | *GA18456 | 1 | Fertilizer Manifold Assembly, 81¾" (R.H. Side) |
| 48 | GA21613 | 1 | Pressure Gauge Bracket |
| 49 | GA21614 | 1 | 90° Push-To-Connect Elbow |
| 50 | G10001 | 2 | Hex Head Cap Screw, ⅜"-16 x 1" |

*See "Fertilizer Manifold Parts" on page P327 for individual parts.

**Not stocked by Kinze repair parts, but is available in bulk. Order part number: GD30421-00, Clear blue urethane tubing, ⅜" O.D. x 250'.

This page left blank intentionally.

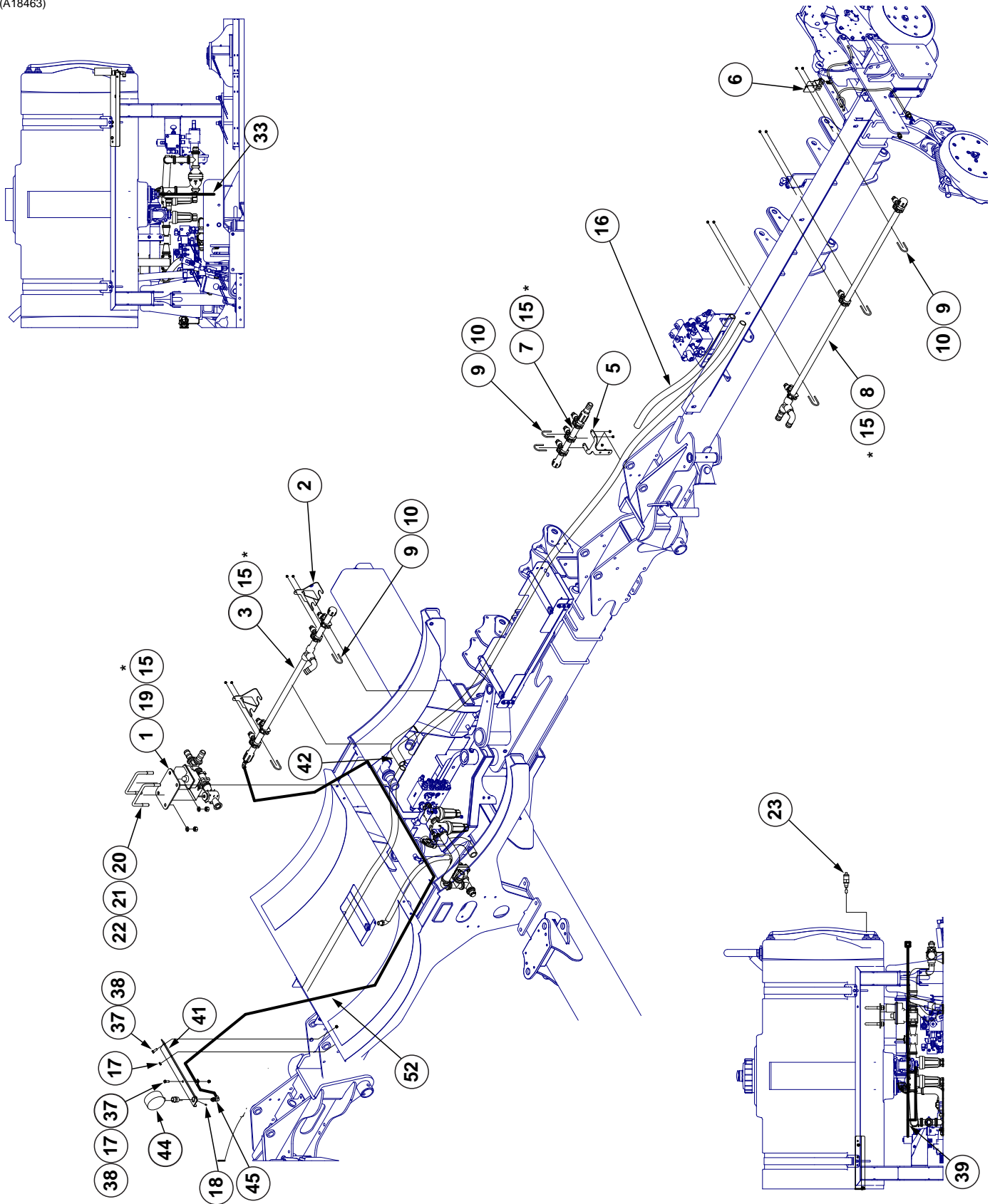
(A18465)

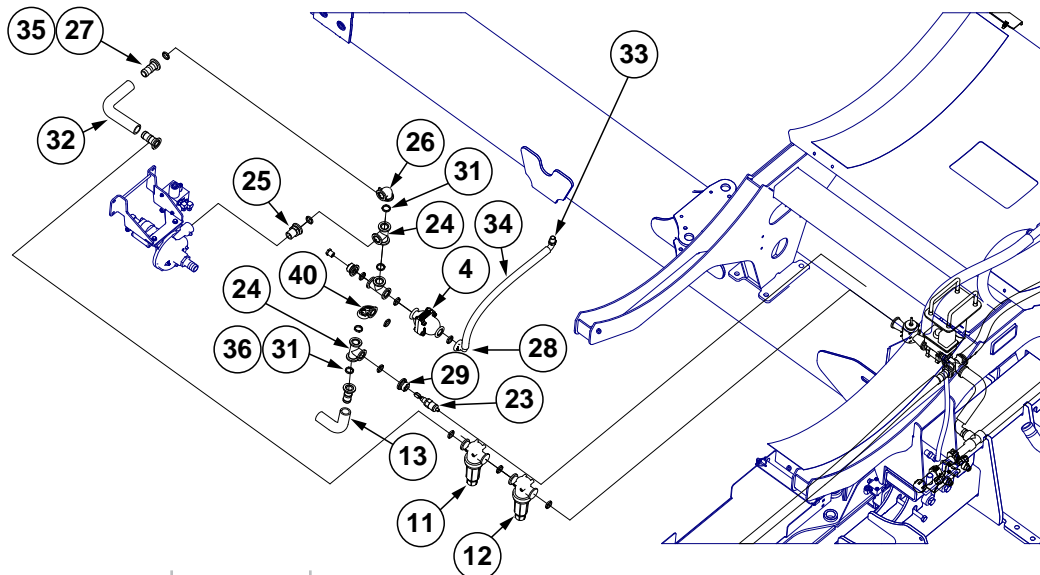


| ITEM | PART NO. | QTY. | DESCRIPTION |
|------|-------------|------|---|
| 1 | GA18459 | 1 | L.H. Bottom Fertilizer Arm |
| 2 | GA18327 | 2 | Fertilizer Tube Mount |
| 3 | GD26344 | 2 | Fertilizer Tube Mount Bracket |
| 4 | GA18163 | 4 | Fertilizer Support |
| 5 | *GA18336 | 1 | Fertilizer Manifold Assembly, 49" |
| 6 | *GA18337 | 2 | Fertilizer Manifold Assembly, 21 $\frac{5}{8}$ " |
| 7 | *GA18338 | 2 | Fertilizer Manifold Assembly, 41 $\frac{1}{4}$ " |
| 8 | GD26274 | 10 | U-Bolt, 1 $\frac{1}{2}$ " x $\frac{1}{4}$ "-20 |
| 9 | G10110 | 20 | Lock Nut, $\frac{1}{4}$ "-20, Grade B |
| 10 | G10674 | 14 | Hose Clamp, No. 24 |
| 11 | *D30421-18 | 1 | Clear Blue Tube, $\frac{3}{8}$ " O.D., 18' |
| 12 | G4200-03 | 1 | Hose, 1 $\frac{1}{4}$ " x 32' |
| 13 | GD6291 | 13 | Insulated Clamp, $\frac{3}{8}$ " |
| 14 | G11242 | 3 | Hex Socket Set Screw, $\frac{1}{4}$ "-20 x $\frac{3}{8}$ " |
| 15 | GA18181 | 1 | 1" Manifold T Strainer W/30 Mesh Screen |
| 16 | GA18182 | 1 | 1" Manifold T Strainer W/80 Mesh Screen |
| 17 | G11387 | 2 | Flat Washer, $\frac{3}{8}$ " SAE |
| 18 | G10101 | 2 | Hex Nut, $\frac{3}{8}$ "-16 |
| 19 | GA19421 | 1 | Fertilizer Control Cable |
| 20 | G10753 | 2 | Hex Head Cap Screw, $\frac{3}{8}$ "-16 x 4 $\frac{1}{2}$ " |
| 21 | GA18720 | 2 | Liquid Level Sensor |
| 22 | G11498 | 9 | Gasket, Flange Ribbed 1" |
| 23 | G11583 | 1 | 1" Flanged Manifold Tee |
| 24 | G11679 | 1 | Adapter 1" Flange x $\frac{1}{2}$ " |
| 25 | G10001 | 2 | Hex Head Cap Screw, $\frac{3}{8}$ "-16 x 1" |
| 26 | G11698 | 1 | 90° Elbow with $\frac{1}{4}$ " Gauge Port Flange Sweep |
| 27 | G11574 | 2 | 1" Manifold Coupling, 90° |
| 28 | G11458 | 2 | Adapter 1" Flange x 1 $\frac{1}{4}$ " Hose Barb |
| 29 | G11677 | 1 | Adapter, 1" Flange x 1" Male NPT |
| 30 | G10917 | 1 | Elbow, 90°, $\frac{3}{4}$ " NPT To Barb |
| 31 | G11467 | 9 | Flange Clamp SS 50 Series |
| 32 | G10278 | 2 | Hose Clamp, No. 16 |
| 33 | G4205-04 | 1 | Hose, $\frac{3}{4}$ " x 36" |
| 34 | G10108 | 2 | Lock Nut, $\frac{3}{8}$ "-16 |
| 35 | G10497 | 1 | Hex Jam Nut, $\frac{3}{8}$ "-16, Grade 2 |
| 36 | GA18941 | 1 | Fertilizer Pump Cable |
| 37 | GA21613 | 1 | Pressure Gauge Bracket |
| 38 | GA21614 | 1 | 90° Push-To-Connect Elbow |
| 39 | GA21456 | 1 | Pressure Gauge |
| 40 | G5000-08-04 | 1 | Coupling, $\frac{1}{2}$ "-14 FNPT x $\frac{1}{4}$ "-18 FNPT |
| 41 | GA20723 | 1 | Pressure Relief Valve, 75 PSI |
| 42 | G11506 | 1 | 90° Elbow, 1" Flange - $\frac{3}{4}$ " Barb |

*Not stocked by Kinze repair parts, but is available in bulk. Order part number: GD30421-00, Clear blue urethane tubing, $\frac{3}{8}$ " O.D. x 250'.

(A18463)





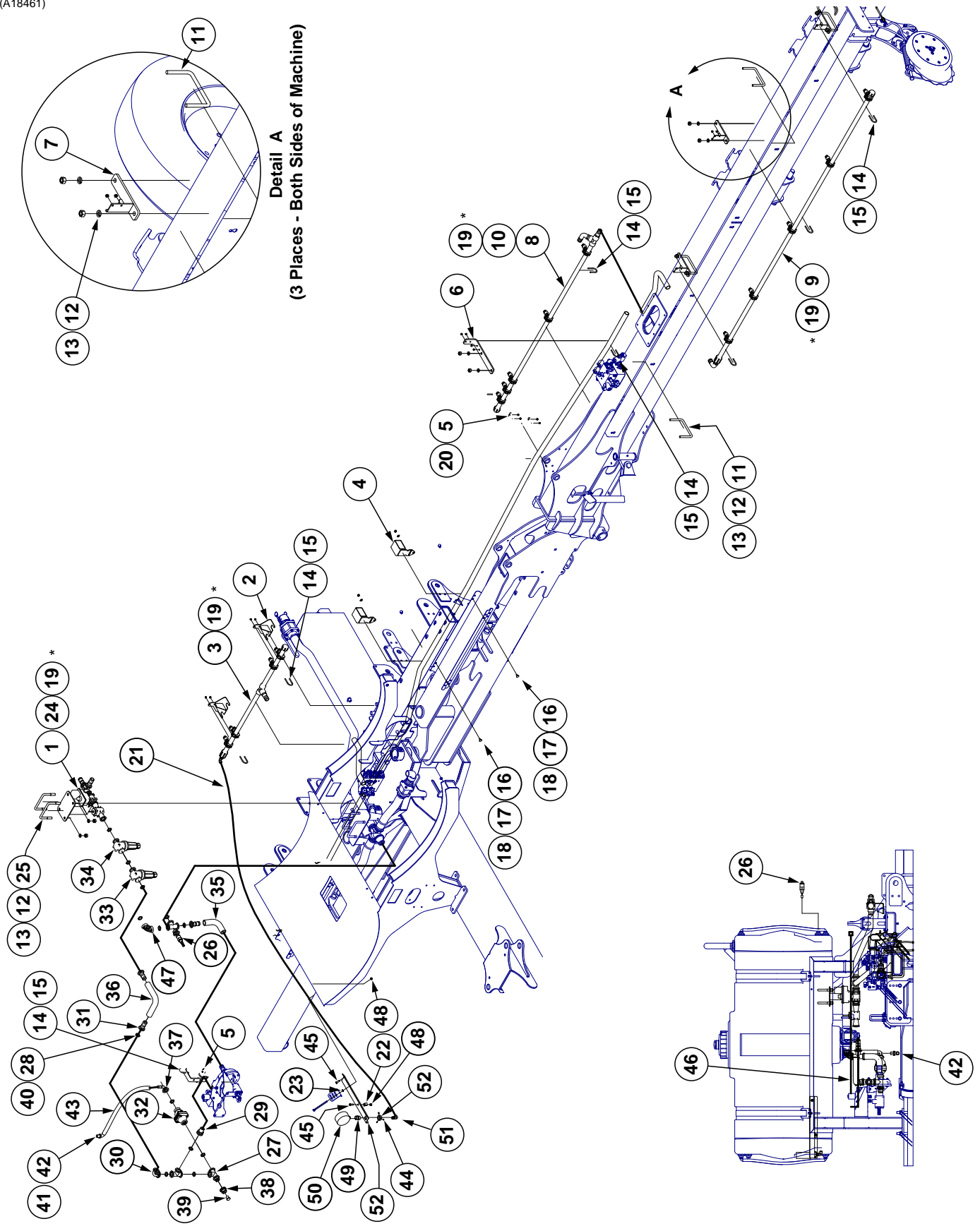
| ITEM | PART NO. | QTY. | DESCRIPTION |
|------|------------|------|--|
| 1 | GA18458 | 1 | See "Fertilizer Flow Meter (Without Bulk Fill)" on page P326 |
| 2 | GA18327 | 2 | Fertilizer Tube Mount |
| 3 | GA18328 | 1 | Fertilizer Manifold Assembly, 49" |
| 4 | GA20723 | 1 | Pressure Relief valve, 75 PSI |
| 5 | GD26344 | 2 | Fertilizer Tube Mount Bracket |
| 6 | GA18163 | 2 | Fertilizer Support |
| 7 | GA18330 | 2 | Fertilizer Manifold Assembly, 20 $\frac{3}{8}$ " |
| 8 | GA18331 | 2 | Fertilizer Manifold Assembly, 72 $\frac{3}{4}$ " |
| 9 | GD26274 | 12 | U-Bolt, 1 $\frac{1}{2}$ " x $\frac{1}{4}$ "-20 |
| 10 | G10110 | 24 | Lock Nut, $\frac{1}{4}$ "-20, Grade B |
| 11 | GA18181 | 1 | 1" Manifold T Strainer W/30 Mesh Screen |
| 12 | GA18182 | 1 | 1" Manifold T Strainer W/80 Mesh Screen |
| 13 | GD29489 | 1 | Fertilizer Hose Elbow, 1 $\frac{1}{4}$ " I.D. x 5 $\frac{3}{4}$ " x 9" |
| 14 | *D30421-18 | - | Clear Blue Tube, $\frac{3}{8}$ " O.D., 18' |
| 15 | G10674 | 14 | Hose Clamp, No. 24 |
| 16 | G4200-05 | 1 | Hose, 1 $\frac{1}{4}$ " x 50' |
| 17 | G10497 | 1 | Hex Jam Nut, $\frac{3}{8}$ "-16, Grade 2 |
| 18 | G11242 | 3 | Hex Socket Set Screw, $\frac{1}{4}$ "-20 x $\frac{3}{8}$ " |
| 19 | GA19421 | 1 | Fertilizer Control Cable |
| 20 | GD11489 | 2 | U-Bolt, 3" x 6" x $\frac{5}{8}$ "-11 |
| 21 | G10230 | 4 | Lock Washer, $\frac{5}{8}$ " |
| 22 | G10104 | 4 | Hex Nut, $\frac{5}{8}$ "-11 |
| 23 | GA18720 | 2 | Liquid Level Sensor |
| 24 | G11583 | 3 | 1" Flanged Manifold Tee |
| 25 | G11677 | 1 | Adapter, 1" Flange x 1" Male NPT |
| 26 | G11574 | 1 | 1" Manifold Coupling, 90° |
| 27 | G11458 | 3 | Adapter 1" Flange x 1 $\frac{1}{4}$ " Hose Barb |
| 28 | G11506 | 1 | 90° Elbow, 1" Flange - $\frac{3}{4}$ " Barb |
| 29 | G11679 | 2 | Adapter 1" Flange x $\frac{1}{2}$ " |
| 30 | G10297 | 1 | Hex Pipe Plug, $\frac{1}{2}$ " |
| 31 | G11498 | 14 | Gasket, Flange Ribbed 1" |
| 32 | GD29490 | 1 | Fertilizer Hose Elbow, 1 $\frac{1}{4}$ " I.D. x 7.63" x 8.38" |
| 33 | G10917 | 1 | Elbow, 90°, $\frac{3}{4}$ " NPT To Barb |

| ITEM | PART NO. | QTY. | DESCRIPTION |
|------|-------------|------|---|
| 34 | G4205-04 | 1 | Hose, 3/4" x 36" |
| 35 | G10278 | 2 | Hose Clamp, No. 16 |
| 36 | G11467 | 14 | Flange Clamp SS 50 Series |
| 37 | G10001 | 2 | Hex Head Cap Screw, 3/8"-16 x 1" |
| 38 | G10108 | 2 | Lock Nut, 3/8"-16 |
| 39 | GA18941 | 1 | Fertilizer Pump Cable |
| 40 | G11698 | 1 | 90° Elbow with 1/4" Gauge Port Flange Sweep |
| 41 | GA21612 | 1 | Pressure Gauge Bracket |
| 42 | GD29488 | 1 | Elbow, 1 1/4" ID for Fertilizer Hose |
| 43 | G5000-08-04 | 1 | Coupling, 1/2"-14 FNPT x 1/4"-18 FNPT |
| 44 | GA21456 | 1 | Pressure Gauge |
| 45 | GA21614 | 1 | 90° Push-To-Connect Elbow |

*Not stocked by Kinze repair parts, but is available in bulk. Order part number: GD30421-00, Clear blue urethane tubing, 3/8" O.D. x 250'.

This page left blank intentionally.

(A18461)

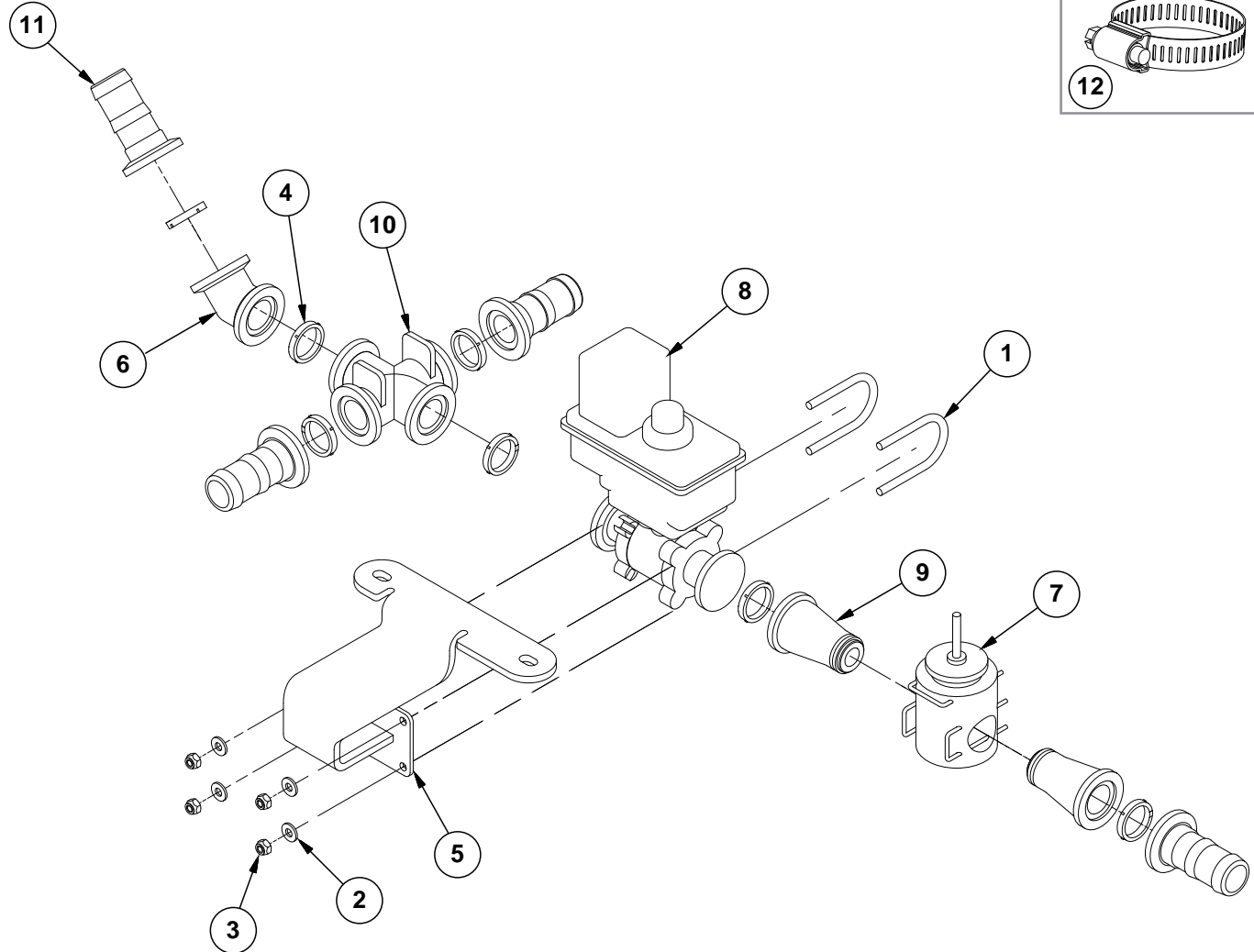
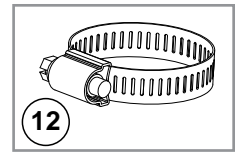


Detail A
(3 Places - Both Sides of Machine)

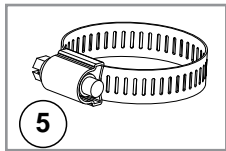
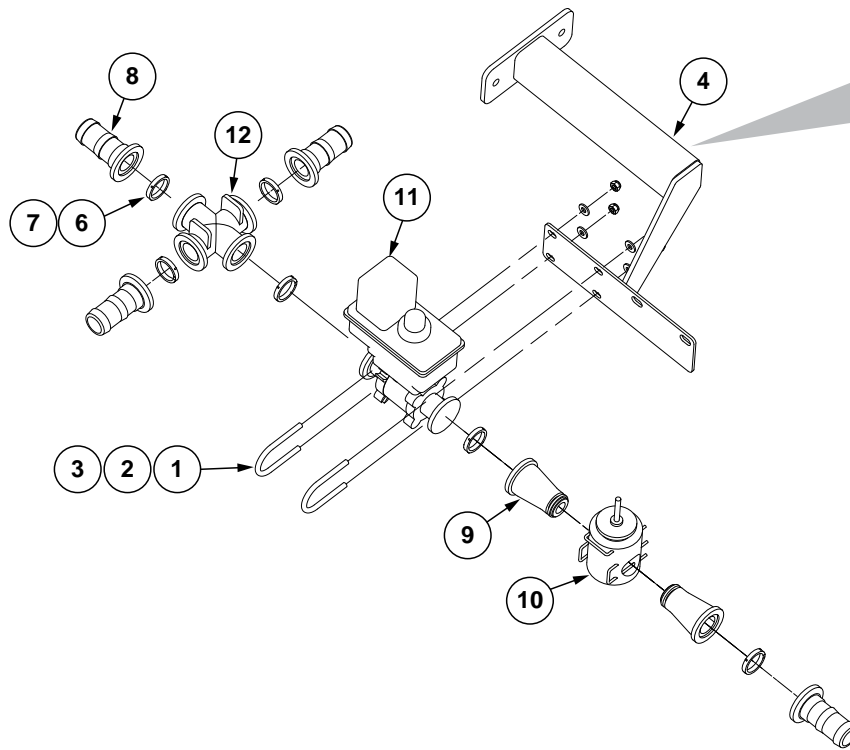
| ITEM | PART NO. | QTY. | DESCRIPTION |
|------|-------------|------|--|
| 1 | --- | 1 | See "Fertilizer Flow Meter (Without Bulk Fill)" on page P326 |
| 2 | GA18327 | 2 | Fertilizer Tube Mount |
| 3 | GA18332 | 1 | Fertilizer Manifold Assembly, 49" |
| 4 | GA18345 | 4 | Hose Support |
| 5 | GD26542 | 2 | Fertilizer Tube Mount Bracket |
| 6 | GD26540 | 2 | Fertilizer Tube Mount Bracket |
| 7 | GA18344 | 6 | Fertilizer Tube Mount |
| 8 | GA18333 | 1 | Fertilizer Manifold Assembly, 81 $\frac{3}{4}$ " |
| 9 | GA18334 | 2 | Fertilizer Manifold Assembly, 125 $\frac{1}{4}$ " |
| 10 | GA18456 | 1 | Fertilizer Manifold Assembly, 81 $\frac{3}{4}$ " |
| 11 | GD25914 | 8 | U-Bolt, 7" x 3" x $\frac{5}{8}$ "-11 |
| 12 | G10230 | 20 | Lock Washer, $\frac{5}{8}$ " |
| 13 | G10104 | 20 | Hex Nut, $\frac{5}{8}$ "-11 |
| 14 | GD26274 | 16 | U-Bolt, 1 $\frac{1}{2}$ " x $\frac{1}{4}$ "-20 |
| 15 | G10110 | 32 | Lock Nut, $\frac{1}{4}$ "-20, Grade B |
| 16 | G10308 | 4 | Carriage Bolt, $\frac{3}{8}$ "-16 x $\frac{3}{4}$ " |
| 17 | G11387 | 4 | Flat Washer, $\frac{3}{8}$ " SAE |
| 18 | G10101 | 4 | Hex Nut, $\frac{3}{8}$ "-16 |
| 19 | G10674 | 14 | Hose Clamp, No. 24 |
| 20 | G4200-01 | 3 | Hose, 1 $\frac{1}{4}$ " x 22' |
| 21 | *D30421-18 | 1 | Clear Blue Tube, $\frac{3}{8}$ " O.D., 18' |
| 22 | GD6291 | | Insulated Clamp, $\frac{3}{8}$ " |
| 23 | G10497 | 1 | Hex Jam Nut, $\frac{3}{8}$ "-16, Grade 2 |
| 24 | GA19421 | 1 | Fertilizer Control Cable |
| 25 | GD11489 | 2 | U-Bolt, 3" x 6" x $\frac{5}{8}$ "-11 |
| 26 | GA18720 | 2 | Liquid Level Sensor |
| 27 | G11583 | 3 | 1" Flanged Manifold Tee |
| 28 | G11498 | 14 | Gasket, Flange Ribbed 1" |
| 29 | G11677 | 1 | Adapter, 1" Flange x 1" Male NPT |
| 30 | G11574 | 1 | 1" Manifold Coupling, 90° |
| 31 | G11458 | 3 | Adapter 1" Flange x 1 $\frac{1}{4}$ " Hose Barb |
| 32 | GA20723 | 1 | Pressure Relief valve, 75 PSI |
| 33 | GA18181 | 1 | 1" Manifold T Strainer W/30 Mesh Screen |
| 34 | GA18182 | 1 | 1" Manifold T Strainer W/80 Mesh Screen |
| 35 | GD29489 | 1 | Fertilizer Hose Elbow, 1 $\frac{1}{4}$ " I.D. x 5 $\frac{3}{4}$ " x 9" |
| 36 | GD29490 | 1 | Fertilizer Hose Elbow, 1 $\frac{1}{4}$ " I.D. x 7.63" x 8.38" |
| 37 | G11506 | 1 | 90° Elbow, 1" Flange - $\frac{3}{4}$ " Barb |
| 38 | G11679 | 2 | Adapter, 1" Flanged x $\frac{1}{2}$ " Male NPT |
| 39 | G10297 | 1 | Hex Pipe Plug, $\frac{1}{2}$ " |
| 40 | G11467 | 14 | Flange Clamp SS 50 Series |
| 41 | G10278 | 2 | Hose Clamp, No. 16 |
| 42 | G10917 | 1 | Elbow, 90°, $\frac{3}{4}$ " NPT To Barb |
| 43 | G4205-04 | 1 | Hose, $\frac{3}{4}$ " x 36" |
| 44 | G11242 | 3 | Hex Socket Set Screw, $\frac{1}{4}$ "-20 x $\frac{3}{8}$ " |
| 45 | G10001 | 2 | Hex Head Cap Screw, $\frac{3}{8}$ "-16 x 1" |
| 46 | GA18941 | 1 | Fertilizer Pump Cable |
| 47 | G11698 | 1 | 90° Elbow with $\frac{1}{4}$ " Gauge Port Flange Sweep |
| 48 | G10108 | 2 | Lock Nut, $\frac{3}{8}$ "-16 |
| 49 | G5000-08-04 | 1 | Coupling, $\frac{1}{2}$ "-14 FNPT x $\frac{1}{4}$ "-18 FNPT |
| 50 | GA21456 | 1 | Pressure Gauge |
| 51 | GA21614 | 1 | 90° Push-To-Connect Elbow |
| 52 | GA21612 | 1 | Pressure Gauge Bracket |

*Not stocked by Kinze repair parts, but is available in bulk. Order part number: GD30421-00, Clear blue urethane tubing, $\frac{3}{8}$ " O.D. x 250'.

(A18457)

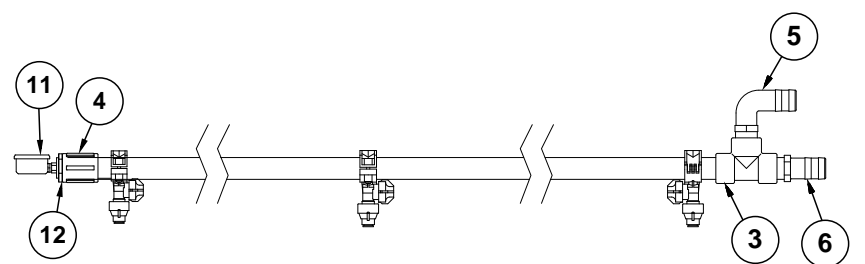
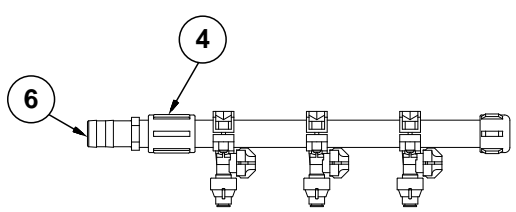
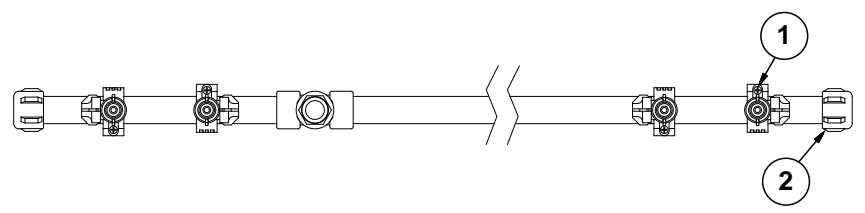
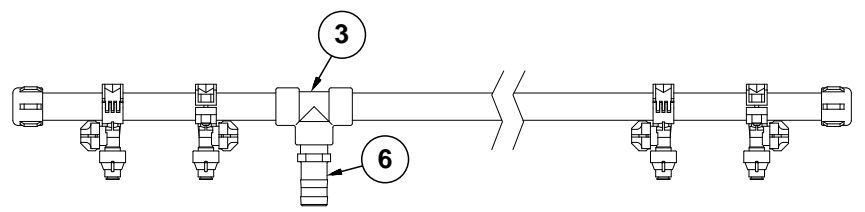
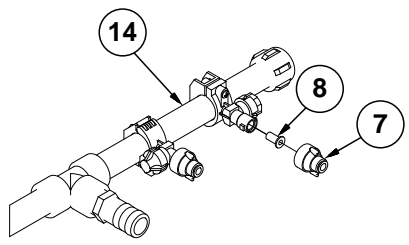


| ITEM | PART NO. | QTY. | DESCRIPTION |
|------|----------|------|---|
| 1 | GD26274 | 2 | U-Bolt, 1½" x ¼"-20 |
| 2 | G11385 | 4 | Flat Washer, ¼" SAE |
| 3 | G10110 | 4 | Lock Nut, ¼"-20, Grade B |
| 4 | G11498 | 7 | Gasket, Flange Ribbed 1" |
| 5 | GA18575 | 1 | Flow Meter Mount (12 Row, 16 Row, and 24 Row W/Bulk Fill) |
| 6 | G11565 | 1 | 1" Poly Coupling, 45° (Only Applicable to 12 Row, 16 Row, and 24 Row W/Bulk Fill) |
| 7 | GA14813 | 1 | Flow Meter |
| 8 | GA14814 | 1 | Fertilizer Control Valve |
| 9 | GD26304 | 2 | Flow Meter Flanged Adapter |
| 10 | G11459 | 1 | 1" Flanged Poly Cross |
| 11 | G11458 | 4 | Adapter 1" Flange x ¼" Hose Barb |
| 12 | G11467 | 7 | Flange Clamp SS 50 Series |

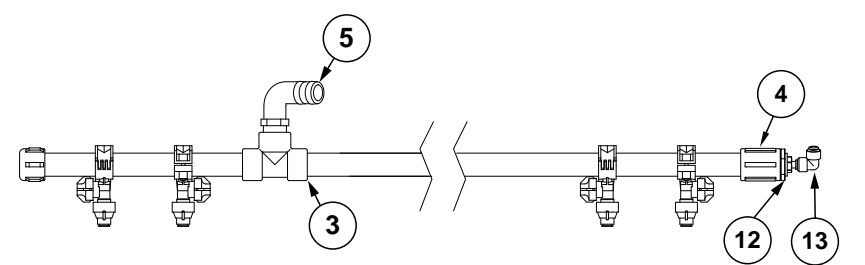
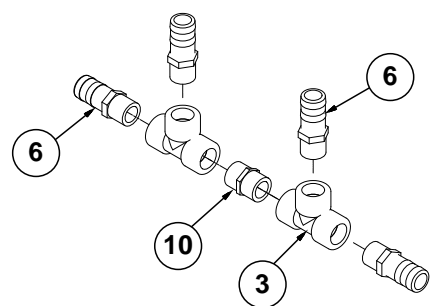


| ITEM | PART NO. | QTY. | DESCRIPTION |
|------|--------------------|--------|---|
| 1 | GD26274 | 4 | U-Bolt, 1½" x ¼"-20 |
| 2 | G11385 | 4 | Flat Washer, ¼" SAE |
| 3 | G10110 | 4 | Lock Nut, ¼"-20, Grade B |
| 4 | GA22340 GA18340 | 1 - | Flow Meter Mount, 12 Row Flow Meter Mount, 16 Row and 24 Row |
| 5 | G11467 | 7 | Flange Clamp SS 50 Series |
| 6 | G11498 | 6 | Gasket, Flange Ribbed 1" |
| 7 | G11467 | 6 | Flange Clamp SS 50 Series |
| 8 | G11458 | 4 | Adapter 1" Flange x 1¼" Hose Barb |
| 9 | GD26304 | 2 | Flow Meter Flanged Adapter |
| 10 | GA14813 | 1 | Flow Meter |
| 11 | GA14814 | 1 | Fertilizer Control Valve |
| 12 | G11459 | 1 | 1" Flanged Poly Cross |

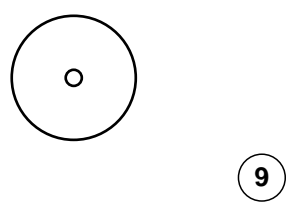
(A18328/A18331/A18330)



2013-2015 Production



2015 Production and on

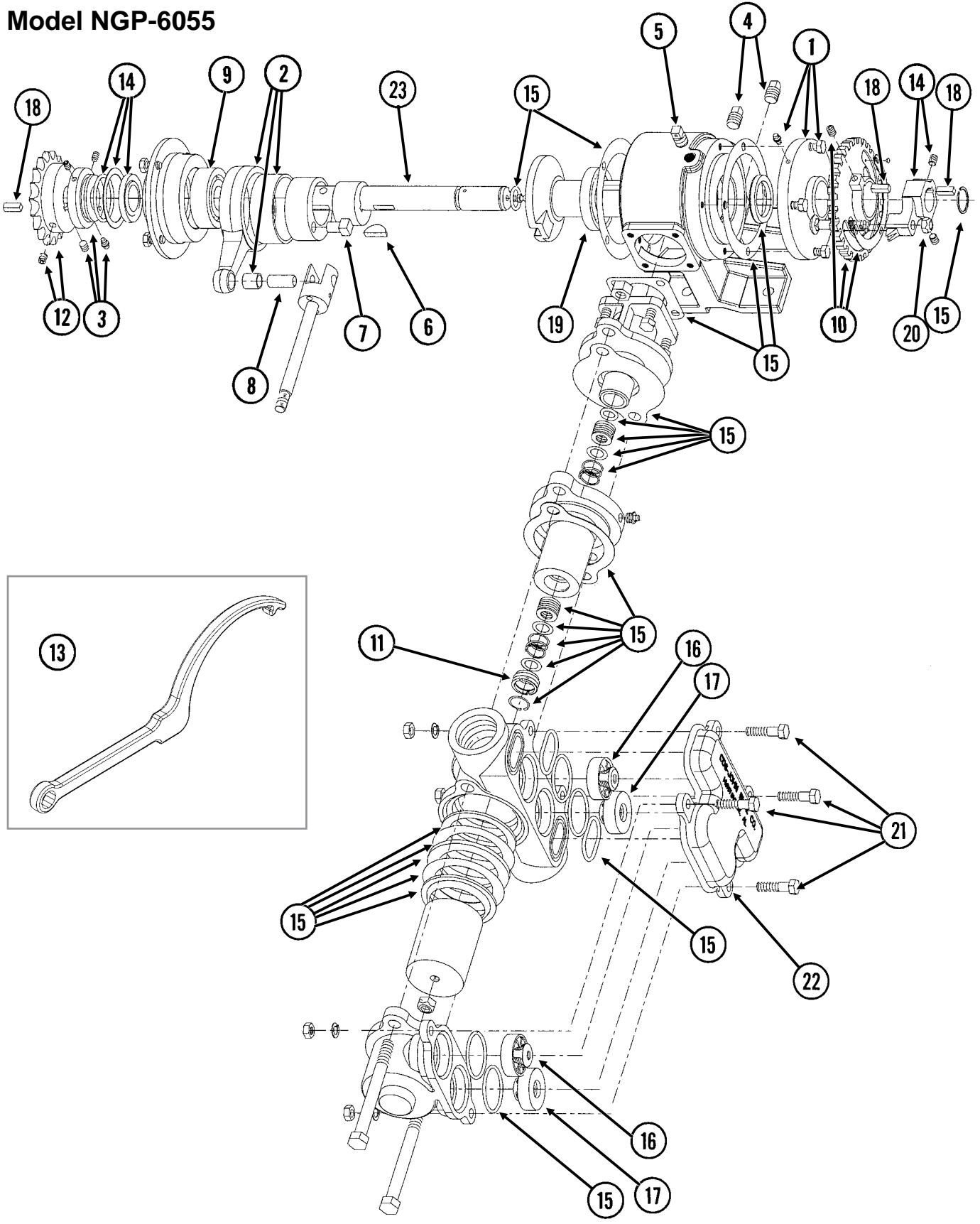


[See "Fertilizer Shut Off" on page P340](#)

| ITEM | PART NO. | QTY. | DESCRIPTION |
|---------|----------|-----------------------|-----------------------------------|
| 1 | GA14810 | - | Nozzle Body |
| 2 | GD22503 | - | 1" Pipe Cap |
| 3 | G10279 | - | 1" Female NPT Nylon Tee |
| 4 | G11554 | - | 1" Pipe Coupling |
| 5 | G11460 | - | 90° Elbow, 1" NPT x 1¼" Hose Barb |
| 6 | G10624 | - | 1" Male NPT x 1¼" Hose Barb |
| 7 | GD21158 | - | Cap |
| 8 | GD27290 | - | Nozzle Strainer |
| 9 | GA17118 | - | Orifice Package, 2-4 MPH |
| | GA17119 | - | Orifice Package, 4-8 MPH |
| | GA19160 | - | Orifice Package, .028 |
| | GA19161 | - | Orifice Package, .032 |
| | GA19162 | - | Orifice Package, .037 |
| | GA19163 | - | Orifice Package, .041 |
| | GA19164 | - | Orifice Package, .048 |
| | GA19165 | - | Orifice Package, .055 |
| GA19166 | - | Orifice Package, .065 | |
| 10 | G10618 | - | Close Nipple, 1" NPT |
| 11 | GA12104 | - | Pressure Gauge, ¼" NPT |
| 12 | G11673 | - | 1" Male NPT x ¼" Reducing Bushing |
| 13 | GA21614 | - | 90° Push-To-Connect Elbow |
| 14 | GD26360 | - | Liquid Fertilizer Manifold, 120" |
| | GD26356 | - | Liquid Fertilizer Manifold, 13½" |
| | GD26355 | - | Liquid Fertilizer Manifold, 12½" |
| | GD26359 | - | Liquid Fertilizer Manifold, 32½" |
| | GD26361 | - | Liquid Fertilizer Manifold, 75" |
| | GD26357 | - | Liquid Fertilizer Manifold, 23½" |
| | GD26353 | - | Liquid Fertilizer Manifold, 15" |
| | GD26351 | - | Liquid Fertilizer Manifold, 27½" |
| | GD26354 | - | Liquid Fertilizer Manifold, 36" |
| | GD26352 | - | Liquid Fertilizer Manifold, 66" |
| | GD26350 | - | Liquid Fertilizer Manifold, 17½" |

(A12335a/GR1808)

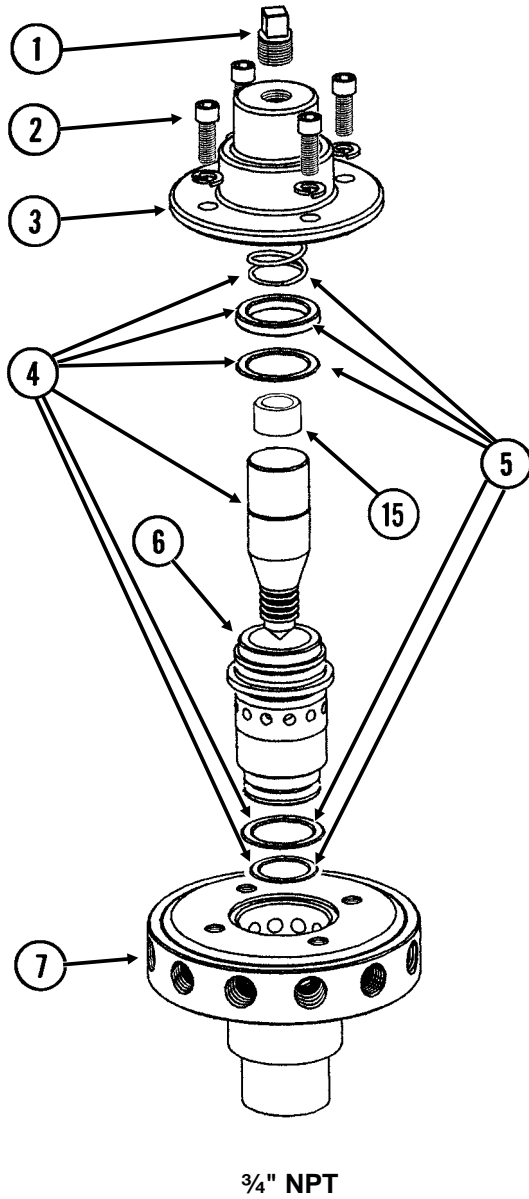
Model NGP-6055



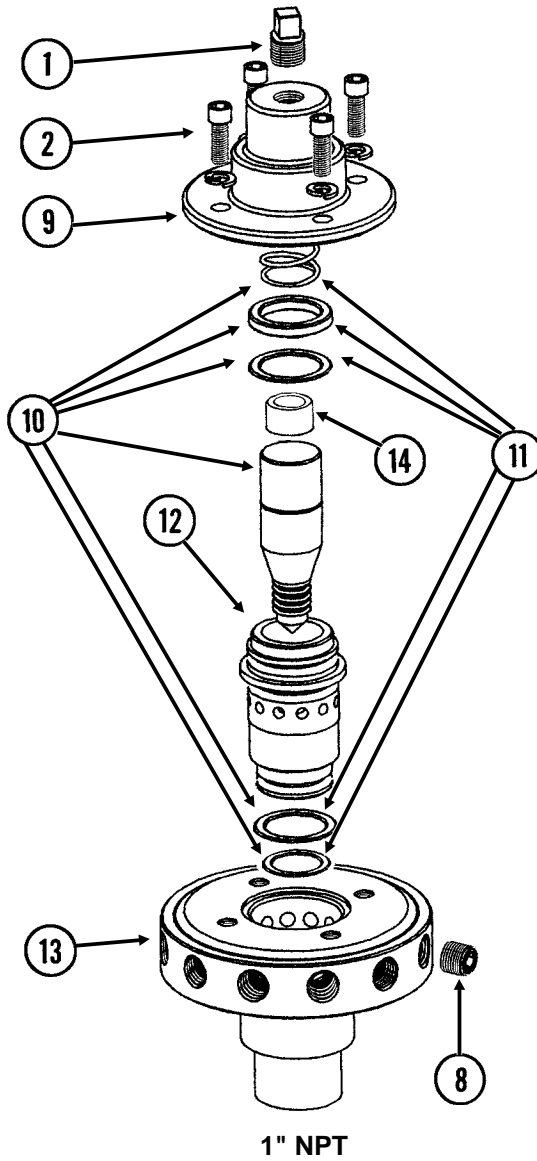
| ITEM | PART NO. | QTY. | DESCRIPTION |
|------|----------|------|---|
| 1 | GR1804 | 1 | Flange Cover Assembly |
| | G10991 | 4 | Hex Head Cap Screw, 5/16"-18 x 7/8" |
| 2 | GR1802 | 1 | Connecting Rod Assembly |
| 3 | GR1801 | 1 | Spacer Assembly |
| | G10693 | 3 | Hex Socket Head Set Screw, 5/16"-18 x 3/8" |
| 4 | GR1123 | 2 | Plug |
| 5 | GR1543 | 1 | Vent Plug |
| 6 | GR1112 | 1 | Woodruff Key |
| 7 | GR1120 | 1 | Eccentric Pin |
| 8 | GR1124 | 1 | Pin |
| 9 | GR1104 | 1 | Bearing |
| 10 | GR1805 | 1 | Setting Hub Assembly |
| 11 | GR1134 | 1 | Stuffing Box Insert |
| 12 | GR1389 | 1 | Sprocket, 18 Tooth |
| 13 | GR1808 | 1 | Adjustment Wrench |
| | G10004 | 1 | Hex Head Cap Screw, 3/8"-16 x 1 1/4" |
| | G11389 | 1 | Flat Washer, 1/2" Plated SAE |
| | G10108 | 1 | Lock Nut, 3/8"-16 |
| 14 | GR1806 | 1 | Setting Pointer Assembly |
| 15 | GR1795 | 1 | Repair Kit, Includes: (6) Gaskets, (9) O-Rings, (4) Washers, (1) Retaining Ring, (2) Oil Seals, (1) Snap Ring, (1) Thrust Washer, (1) Rod Bushing, (2) Flange Plunger Packings, (2) Packing Springs, (2) Rod Vee Packing Sets |
| 16 | GR1799 | 2 | Discharge Valve Assembly |
| 17 | GR1797 | 2 | Suction Valve Assembly |
| 18 | GR1118 | 3 | Setting Arm Key |
| 19 | GR1116 | 1 | Bearing |
| 20 | G10306 | 1 | Carriage Bolt, 3/8"-16 x 2" |
| | G10108 | 1 | Lock Nut, 3/8"-16 |
| 21 | G10003 | 4 | Hex Head Cap Screw, 3/8"-16 x 1 1/2" |
| | G11387 | 4 | Flat Washer, 3/8" SAE |
| | G10229 | 4 | Lock Washer, 3/8" |
| | G10101 | 4 | Hex Nut, 3/8"-16 |
| 22 | GR2003 | 1 | Valve Cover |
| 23 | GR2185 | - | Crankshaft |
| A | GA12330 | - | Piston Pump Complete W/18 Tooth Sprocket (Model NGP-6055) |

(FRTZ159/PT40a/FRTZ202c)

**Model FD-1200 Flow Divider,
12 Outlet**

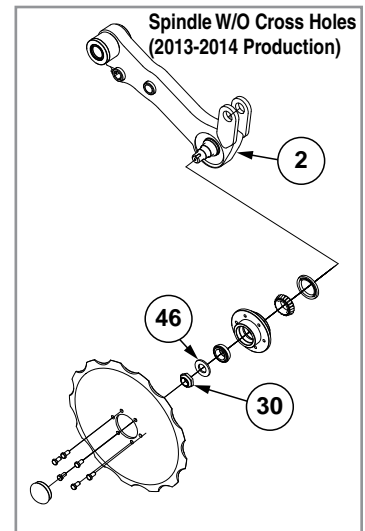
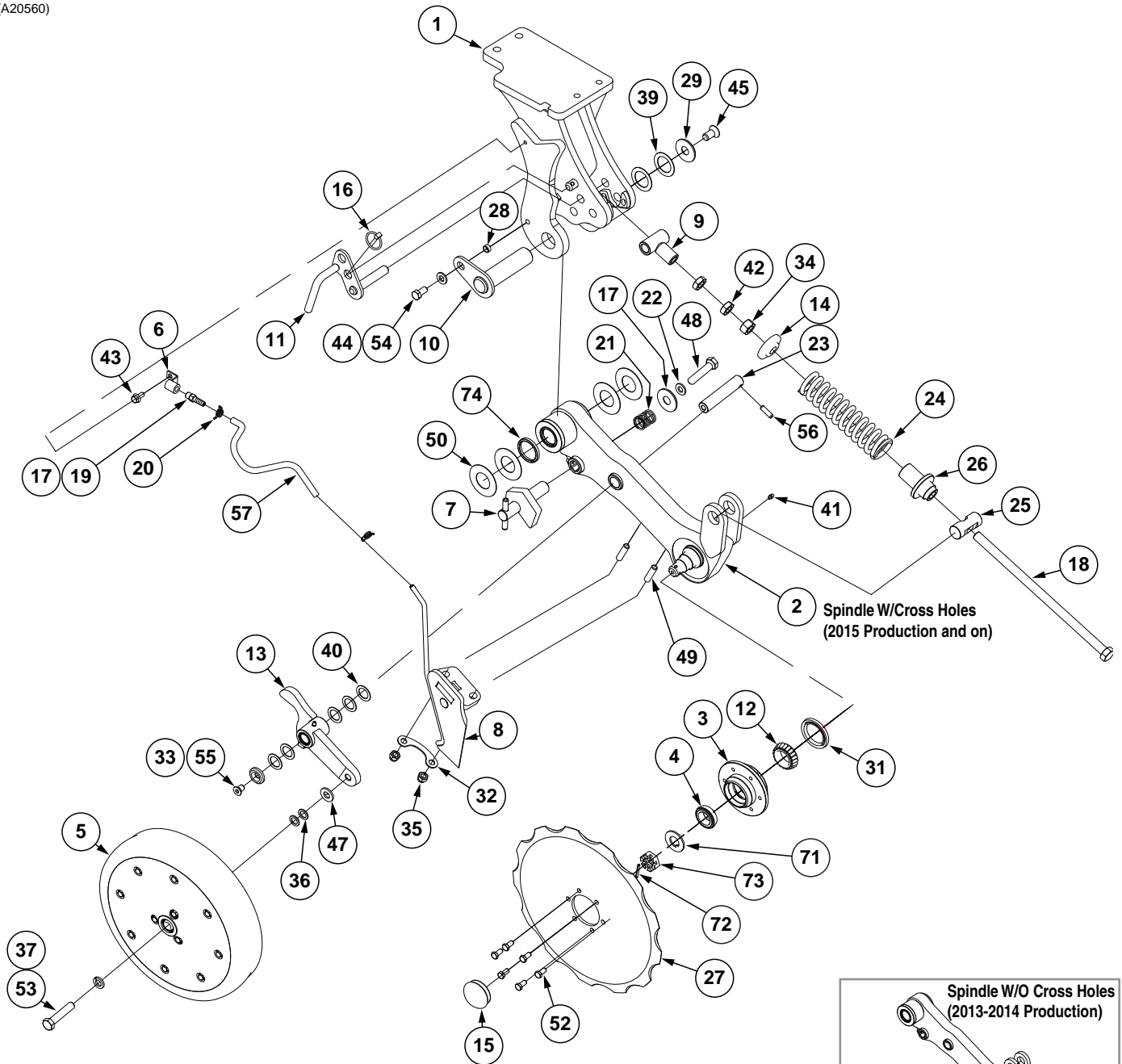


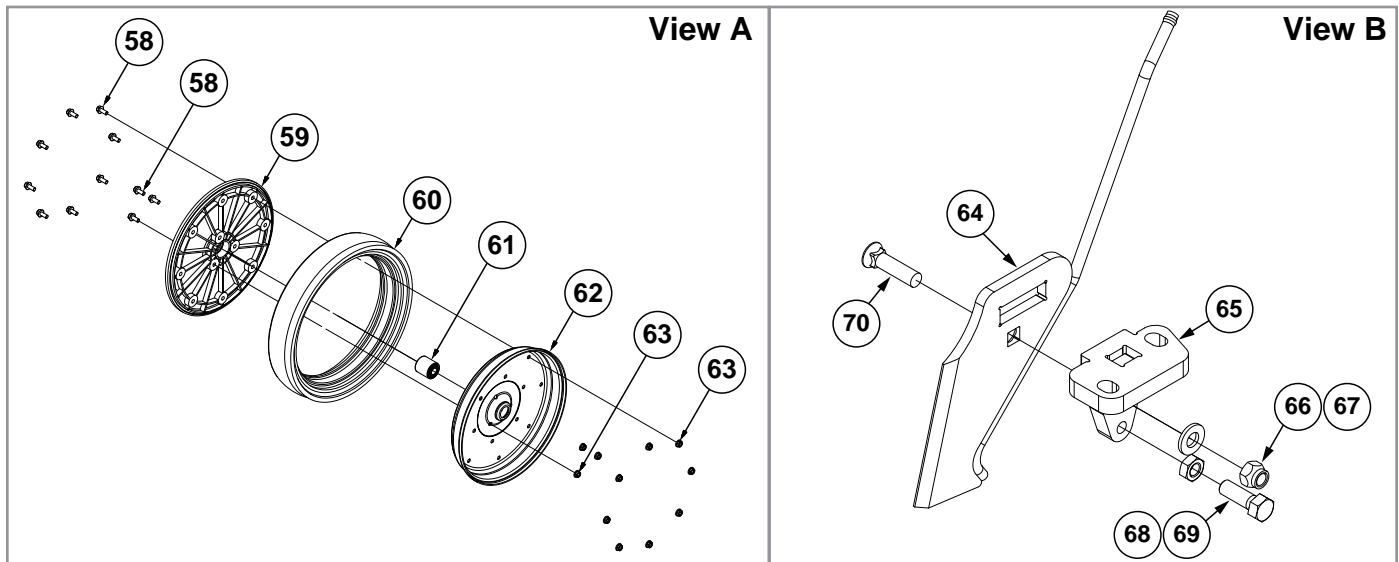
**Model FD-2000 Flow Divider,
20 Outlet**



| ITEM | PART NO. | QTY. | DESCRIPTION |
|------|----------|------|---|
| 1 | GR1543 | 1 | Vent Plug |
| 2 | GR1542 | 4 | Hex Socket Head Screw, 1/4"-20 x 3/4" |
| | GR1541 | 4 | Lock Washer, 1/4", Stainless Steel |
| 3 | GR1540 | 1 | Cap |
| 4 | GR1544 | 1 | Needle Assembly W/Seal Kit (Item 22) |
| 5 | GR1545 | 1 | Seal Kit, Includes: (3) O-Rings, (1) Seal, (1) Spring |
| 6 | GR1535 | 1 | Sleeve |
| 7 | GR1533 | 1 | Body, 12 Outlets |
| 8 | G10350 | 4 | Hex Socket Head Plug, 1/4" NPT, Stainless Steel |
| 9 | GR1566 | 1 | Cap |
| 10 | GR1567 | 1 | Needle Assembly W/Seal Kit (Item 22) |
| 11 | GR1568 | 1 | Seal Kit, Includes: (3) O-Rings, (1) Seal, (1) Spring |
| 12 | GR1561 | 1 | Sleeve |
| 13 | GR1559 | 1 | Body, 20 Outlets |
| 14 | GR1575 | 1 | Sleeve, Stainless Steel |
| 15 | GR1574 | 1 | Sleeve, 1" O.D. x 1/2" Long, Stainless Steel |
| A | GA8931 | 1 | Liquid Fertilizer Piston Pump Flow Divider Complete, 12 Outlet (Model FD-1200) (Items 1-7) (12 Row Sizes) |
| B | GA9407 | 1 | Liquid Fertilizer Piston Pump Flow Divider Complete, 20 Outlet (Model FD-2000) (Items 1, 2 And 8-14) (16 Row Size) |

(A20560)





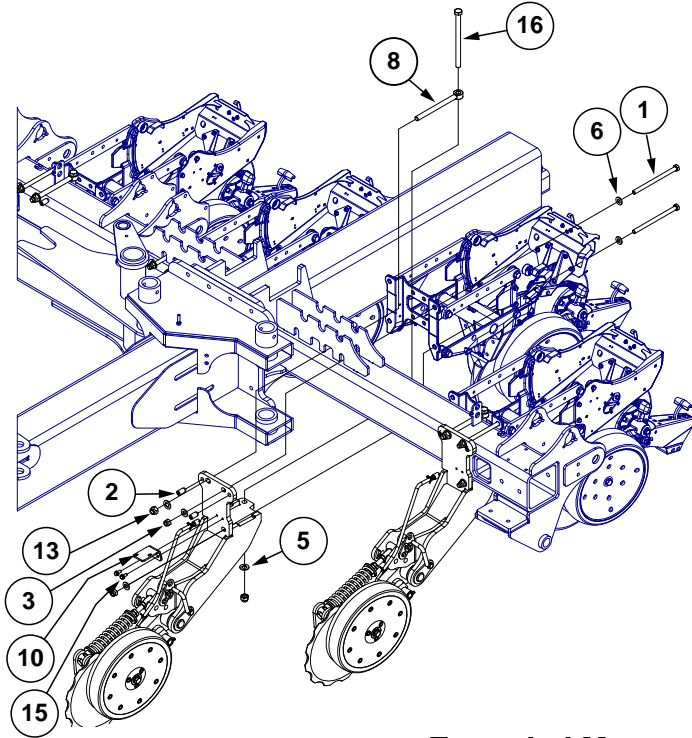
| ITEM | PART NO. | QTY. | DESCRIPTION |
|------|----------|------|---|
| 1 | GA20852 | 1 | R.H. Flat Fertilizer Opener Mount |
| | GA20851 | - | L.H. Flat Fertilizer Opener Mount |
| | GA20856 | - | R.H. Right Angle Fertilizer Opener Mount |
| | GA20855 | - | L.H. Right Angle Fertilizer Opener Mount |
| | GA21122 | - | R.H. Extended Fertilizer Opener Mount |
| | GA21123 | - | L.H. Extended Fertilizer Opener Mount |
| 2 | GA20318 | 1 | R.H. Fertilizer Opener Arm (Use With Items No. 71-73) |
| | GA20847 | 1 | L.H. Fertilizer Opener Arm (Use With Items No. 71-73) |
| 3 | GA19025 | 1 | Hub |
| | GR0434 | 1 | Cup |
| | GR0188 | 1 | Outer Cup |
| 4 | GA0237 | 1 | Bearing |
| 5 | GA18311 | 1 | Gauge Wheel Assembly (Items 58-63) |
| 6 | GA18576 | 1 | Fertilizer Adapter Tube |
| 7 | GA21642 | 1 | R.H. Gauge Wheel Adjust |
| | GA21643 | - | L.H. Gauge Wheel Adjust |
| 8 | --- | 1 | R.H. Fertilizer Knife (Items 64-70) |
| | --- | 1 | L.H. Fertilizer Knife (Items 64-70) |
| 9 | GA20750 | 1 | Tee |
| 10 | GA20829 | 1 | Hammer Strap |
| 11 | GA20832 | 1 | R.H. Stow Pin |
| | GA20831 | 1 | L.H. Stow Pin |
| 12 | GA20833 | 1 | Tapered Roller Bearing |
| 13 | GA20838 | 1 | R.H. Gauge Wheel Arm |
| | GA20845 | 1 | L.H. Gauge Wheel Arm |
| 14 | GB0213 | 1 | Spring Seat |
| 15 | GD1104 | 1 | Dust Cap |
| 16 | GD2558 | 1 | Lynch Pin, 1/4" |
| 17 | GD29821 | 1 | Flat Washer, 43/64" |
| 18 | GD7907 | 1 | Special Bolt |
| 19 | GD11700 | 1 | Adapter, 1/4" NPT To 3/8" Barb |
| 20 | GD28785 | 2 | Hose Clamp, 5/8" |
| 21 | GD28786 | 1 | Spring, 1 1/4" I.D. x 1 1/2" |
| 22 | G11387 | 1 | Flat Washer, 3/8" SAE |

(Continued on the following page.)

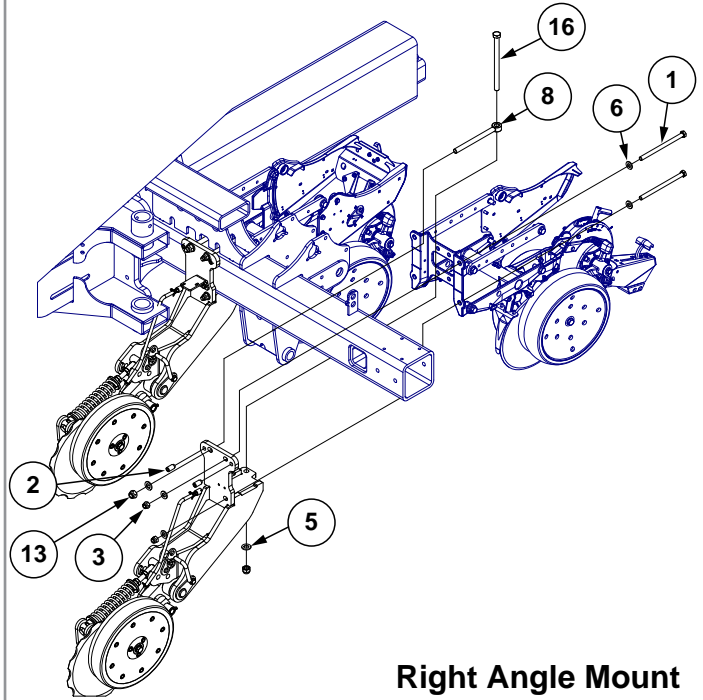
| ITEM | PART NO. | QTY. | DESCRIPTION |
|------|----------|------|---|
| 23 | GD29534 | 1 | Shaft Pivot |
| 24 | GD29541 | 1 | Spring |
| 25 | GD29602 | 1 | Pin Sleeve |
| 26 | GD29603 | 1 | Spring Spindle |
| 27 | GD29708 | 1 | Disc Blade |
| 28 | GD29730 | 1 | Bushing |
| 29 | GD29731 | 1 | Countersunk Washer |
| 30 | GD29757 | 1 | Stake Nut (Used Only For Spindle W/O Cross Holes) |
| 31 | GD29760 | 1 | Oil Seal |
| 32 | GD29818 | 1 | Fertilizer Knife Doubler Plate |
| 33 | GD29820 | 1 | Special Washer |
| 34 | G10105 | 1 | Hex Nut, 3/4"-10 |
| 35 | G10111 | 2 | Lock Nut, 1/2"-13 |
| 36 | G10204 | 2 | Special Machine Bushing, 5/8" x 1" O.D. |
| 37 | G10230 | 1 | Lock Washer, 5/8" |
| 38 | G10235 | 1 | Machine Bushing, 7/8", 14 Gauge (.0747") |
| 39 | G10450 | 2 | Washer, 2 1/4", 18 Gauge (.0478") |
| 40 | G10526 | 5 | Machine Bushing, 1" (.048" Thick) |
| 41 | G10640 | 1 | Grease Fitting, 1/4"-28 |
| 42 | G11087 | 2 | Hex Nut, 3/4"-10 |
| 43 | G11123 | 1 | Hex Serrated Flange Cap Screw, 3/8"-16 x 3/4" |
| 44 | G11389 | 1 | Flat Washer, 1/2" Plated SAE |
| 45 | G11713 | 1 | Hex Flat Head Cap Screw, 5/8"-11 x 1 1/4" |
| 46 | G11394 | 1 | Flat Washer, 1" SAE (Used Only For Spindle W/O Cross Holes) |
| 47 | G11391 | 1 | Flat Washer, 5/8" SAE |
| 48 | G10004 | 1 | Hex Head Cap Screw, 3/8"-16 x 1 1/4" |
| 49 | G11696 | 2 | Stud, 1/2"-13 x 1/2"-20 x 2", Grade 8 |
| 50 | G11705 | 4 | Bushing |
| 51 | --- | - | --- |
| 52 | G11709 | 6 | Hex Head Cap Screw, 3/8"-16 x 3/4", Grade 8 |
| 53 | G11710 | 1 | Hex Head Cap Screw, 5/8"-11 x 3", Grade 5 |
| 54 | G11711 | 1 | Hex Head Cap Screw, 1/2"-13 x 1", Grade 5 |
| 55 | G11717 | 1 | Hex Flange Head Cap Screw, 1/2"-13 x 3/4", Grade 5 |
| 56 | G11720 | 1 | Spring Slot Pin, 3/8" x 1 1/4" |
| 57 | G4301-11 | 1 | Clear Plastic Tube, 3/8" x 1 1/4" |
| 58 | G10961 | 11 | Flanged Whiz Lock Screw, 5/16"-18 x 3/4", No Serration |
| 59 | GD26598 | 1 | Gauge Wheel Cover |
| 60 | GD11953 | 1 | Offset Tire |
| 61 | GA6171 | 1 | Bearing |
| 62 | GD11423 | 1 | Half Wheel |
| 63 | G10620 | 11 | Serrated Flange Nut, 5/16"-18 |
| 64 | GA19480 | 1 | R.H. Fertilizer Knife |
| | GA19971 | 1 | L.H. Fertilizer Knife |
| 65 | GA20912 | 1 | R.H. Knife Mount |
| | GA20911 | - | L.H. Knife Mount |
| 66 | G10974 | 1 | Lock Nut W/Nylon Insert, 1/2"-13 |
| 67 | G11652 | 1 | Flat Head Plow Bolt, 1/2"-13 x 2 1/4", Grade 5 |
| 68 | G10501 | 1 | Hex Jam Nut, 1/2"-13, Grade 2 |

| ITEM | PART NO. | QTY. | DESCRIPTION |
|------|----------|------|---|
| 69 | G11707 | 1 | Hex Head Cap Screw, ½"-13 x 1½" |
| 70 | G10501 | 1 | Hex Jam Nut, ½"-13, Grade 2 |
| 71 | GD30877 | 1 | Hardened Spindle Washer (Used Only For Spindle W/Cross Holes) |
| 72 | G10604 | 1 | Spring Pin, ⅜" x 1½" (Used Only For Spindle W/Cross Holes) |
| 73 | G10507 | 1 | Slotted Nut, 1"-14 (Used Only For Spindle W/Cross Holes) |
| 74 | GD15568 | 2 | Seal |

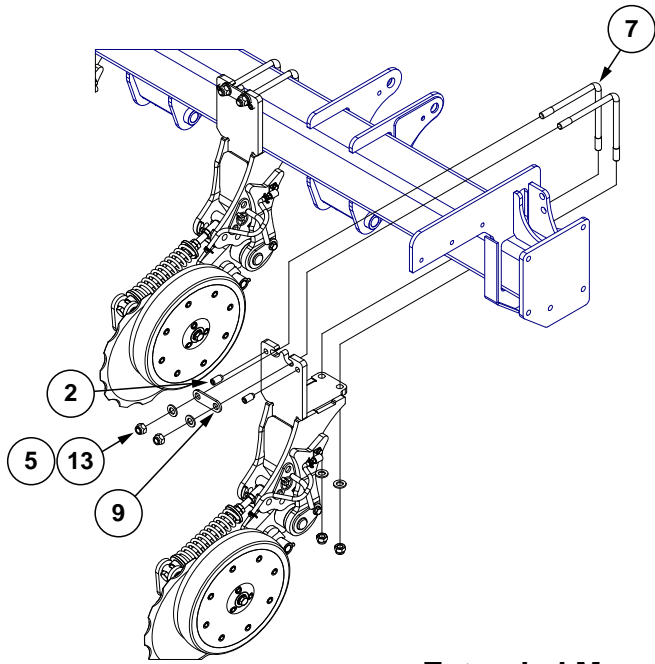
(A20858)



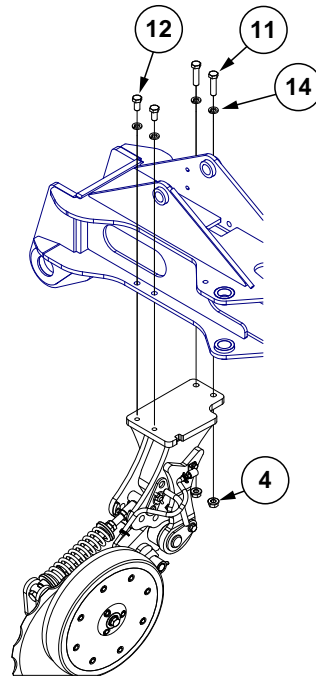
Extended Mount



Right Angle Mount



Extended Mount

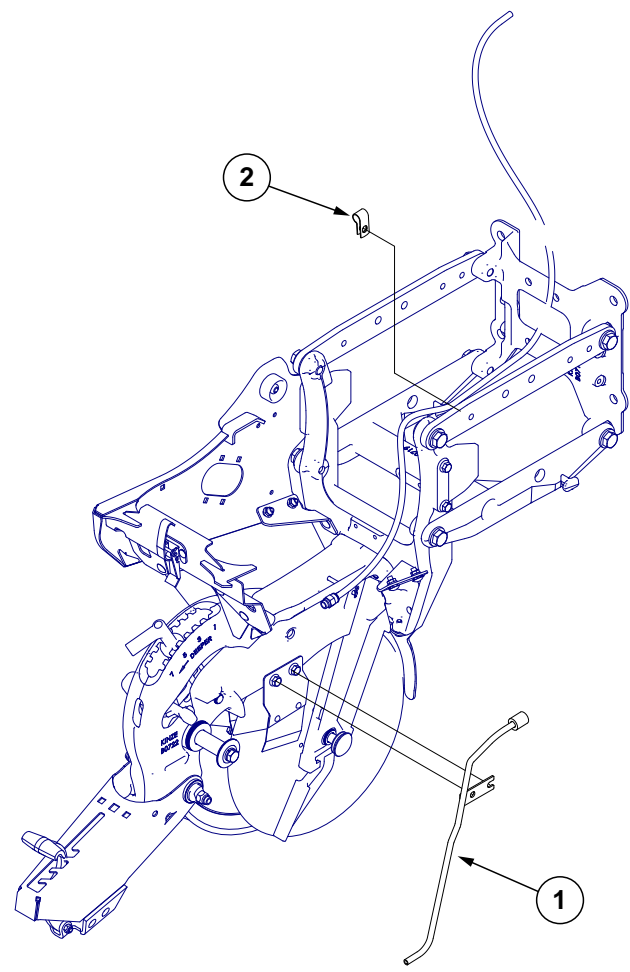


Flat Mount

Notched Single Disc Fertilizer Opener Mounting Hardware


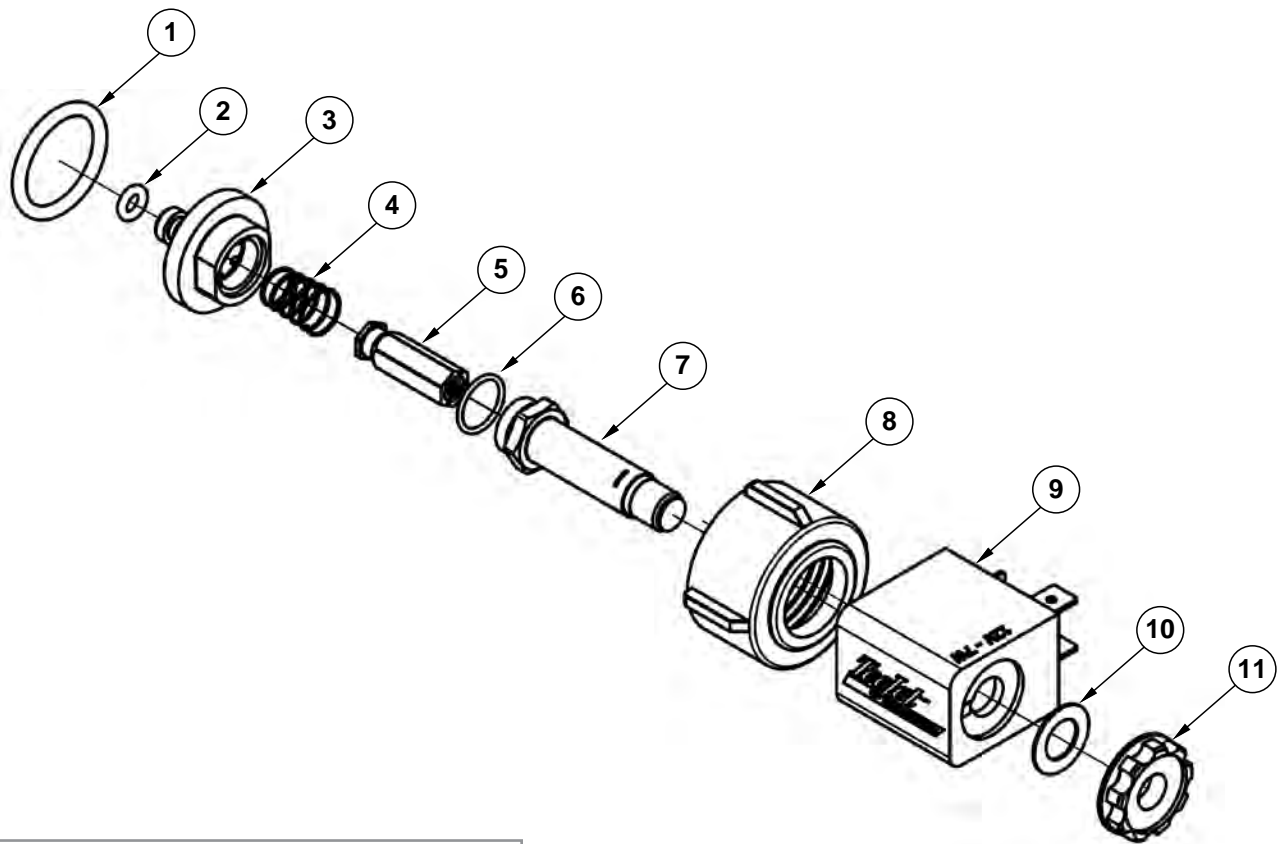
| ITEM | PART NO. | QTY. | DESCRIPTION |
|------|----------|------|---|
| 1 | G11716 | - | Hex Head Cap Screw, 5/8"-11 x 9 1/2" |
| 2 | G11714 | - | Set Screw, 3/4" - 10 x 1 1/2" |
| 3 | G11510 | - | Locknut, 5/8"-11, Grade 8 |
| 4 | G11415 | - | Serrated Flange Nut, 5/8"-11 |
| 5 | G11392 | - | Flat Washer, 3/4" SAE |
| 6 | G11391 | - | Flat Washer, 5/8" SAE |
| 7 | GD30700 | - | L-Bolt, 3/4"-10 Both Ends, 9 1/2" x 9 1/2", Grade 5 |
| 8 | GD29066 | - | Eye Bolt, 3/4"-10 x 9 1/2" |
| 9 | GD29773 | - | Retainer |
| 10 | GD29784 | - | Interlock Bracket |
| 11 | G10009 | - | Hex Head Cap Screw, 5/8"-11 x 2 1/2" |
| 12 | G10055 | - | Hex Head Cap Screw, 5/8"-11 x 1 1/4" |
| 13 | G10112 | - | Lock Nut, 3/4"-10 |
| 14 | G10230 | - | Lock Washer, 5/8" |
| 15 | G11123 | - | Hex Serrated Flange Cap Screw, 3/8"-16 x 3/4" |
| 16 | G11236 | - | Hex Head Cap Screw, 3/4"-10 x 10 1/2" |

(A18821a)



| ITEM | PART NO. | QTY. | DESCRIPTION |
|------|----------|------|--------------------------|
| 1 | GA18822 | - | Liquid Fertilizer Tube |
| 2 | GD13348 | - | Insulated Clamp, 1 1/16" |

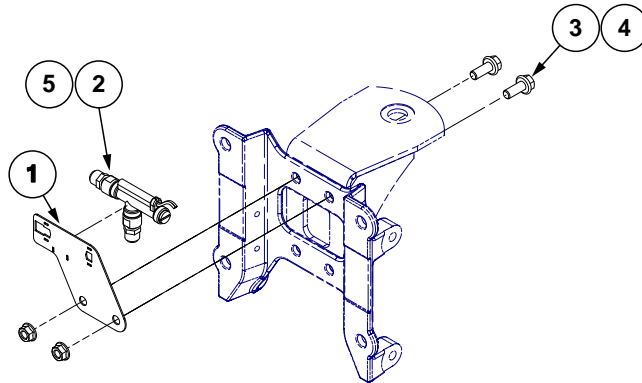
(A14808)



| ITEM | PART NO. | QTY. | DESCRIPTION |
|------|----------|------|-------------------------------|
| 1 | GR2162 | 1 | O-Ring |
| 2 | *R2163 | 1 | O-Ring |
| 3 | GR2165 | 1 | Interface Cap |
| 4 | GR2167 | 1 | Spring |
| 5 | GR2168 | 1 | Plunger |
| 6 | *R2169 | 1 | O-Ring |
| 7 | GR2170 | 1 | Tube |
| 8 | GR2171 | 1 | Nylon Black Locking Ring |
| 9 | GR2172 | 1 | Coil |
| 10 | *R2173 | 1 | Washer |
| 11 | *R2174 | 1 | Black Nylon Nut |
| 12 | GR2177 | 1 | Mini-Din Cable |
| A | GA14808 | - | Fertilizer Valve (Items 1-12) |
| B | GR2175 | - | Parts Kit (Items 2, 6, 10-11) |

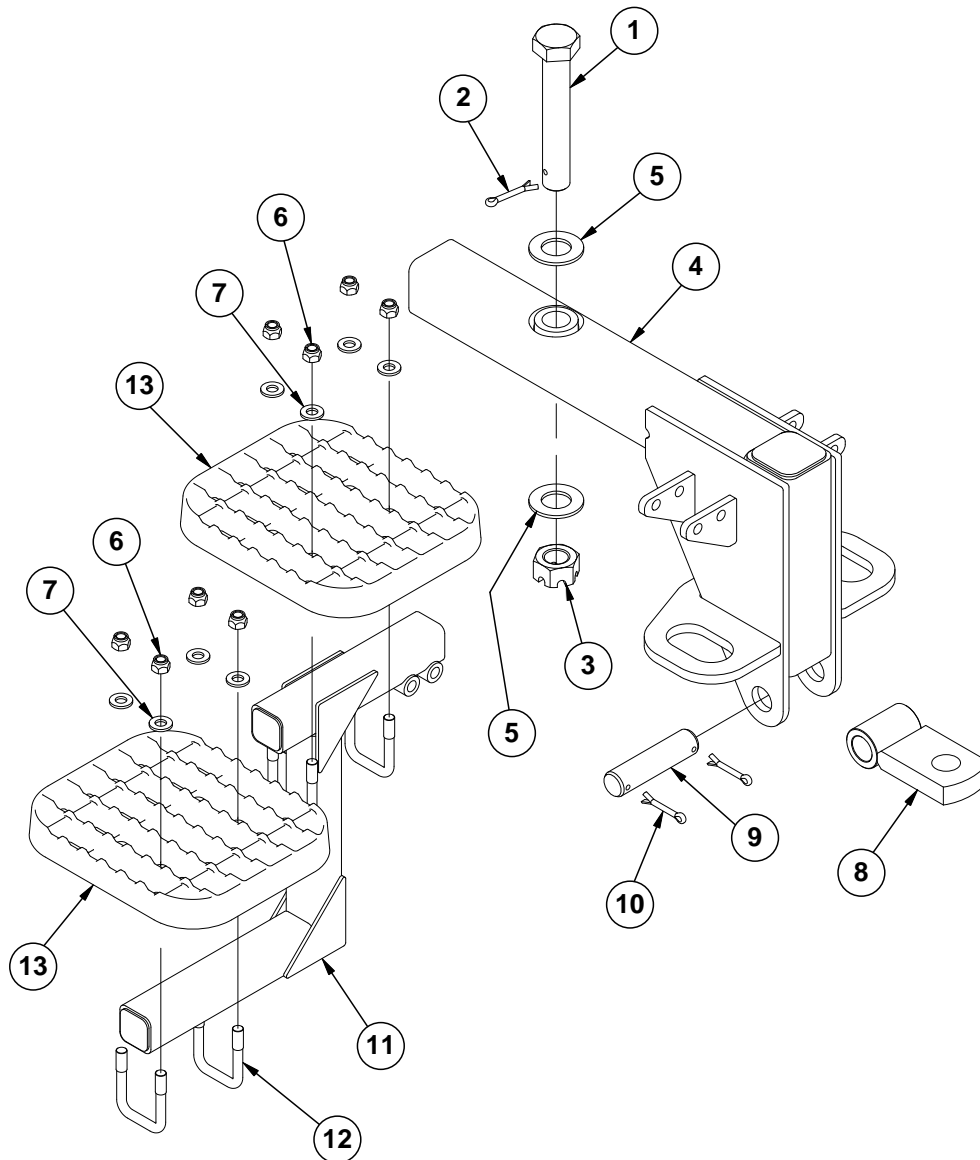
*Item is part of seal kit, item can not be purchased individually.

(A18860/A17815)


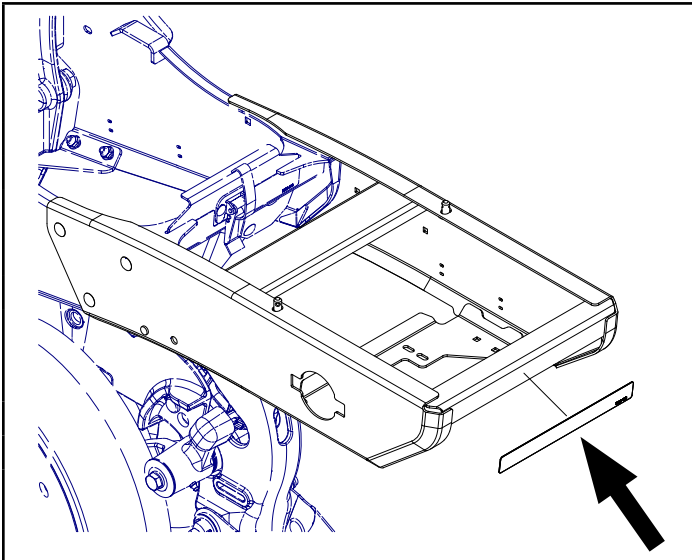


| ITEM | PART NO. | QTY. | DESCRIPTION |
|------|----------|------|---|
| 1 | GD26944 | 1 | Flow Switch Bracket |
| 2 | GA14812 | 1 | Flow Switch |
| 3 | G11271 | 2 | Hex Socket Flange Cap Screw, 1/2"-13 x 1 1/4" |
| 4 | G10071 | 2 | Serrated Flange Nut, 1/2"-13 |
| 5 | GD1512 | 2 | Cable Tie, 7 1/2" |

(IP1440)



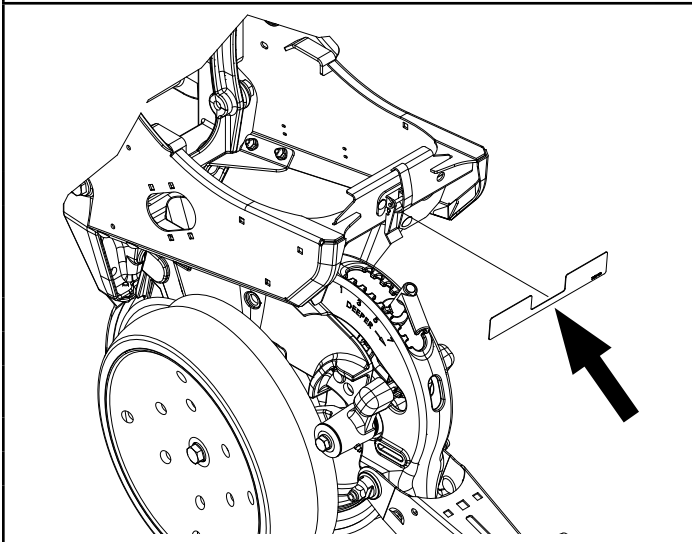
| ITEM | PART NO. | QTY. | DESCRIPTION |
|------|------------|------|--|
| 1 | GD15939 | 1 | Hex Head Cap Screw, 1 1/4"-7 x 7 1/2" |
| 2 | G10460 | 1 | Cotter Pin, 1/4" x 2" |
| 3 | G10506 | 1 | Slotted Nut, 1 1/4"-7 |
| 4 | GA19342 | 1 | Trailer Hitch Mount |
| 5 | G11396 | 2 | Flat Washer, 1 1/4" SAE |
| 6 | G10111 | 8 | Lock Nut, 1/2"-13, Bulk Fill Only |
| 7 | G11389 | 8 | Flat Washer, 1/2" Plated SAE, Bulk Fill Only |
| 8 | GA17480 | 1 | Clevis |
| 9 | GD29104-01 | 1 | Pin, 1 1/4" x 5" |
| 10 | G10460 | 2 | Cotter Pin, 1/4" x 2" |
| 11 | GA17478 | 1 | Step Mount, 12 Row and 16 Row |
| | GA19343 | - | Step Mount, 24 Row |
| 12 | GD2721 | 4 | U-Bolt, 2" x 2" x 1/2"-13, Bulk Fill Only |
| 13 | GB0315 | 2 | Step, Bulk Fill Only |



Part No.: G7100-481
 Description: Reflective Decal, Red, 1" x 9", Rectangular
 Quantity: 2 (Outside-Center Row Units)

Part No.: G7100-482
 Description: Reflective Decal, Amber, 1" x 9", Rectangular
 Quantity: 1 Per Row (Located On The Granular Chemical Hopper Panel Of Every Other Row Unit Beginning On The R.H. Side Of The Planter)

Part No.: G7100-483
 Description: Reflective Decal, Orange-Red, 1" x 9", Rectangular
 Quantity: 2 (Inside-Center Row Units)

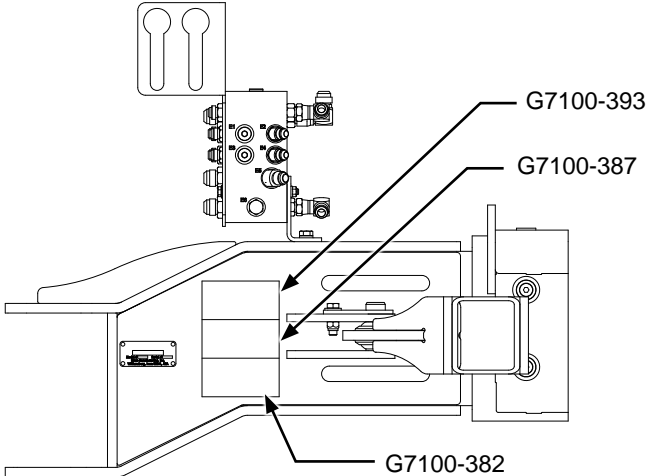


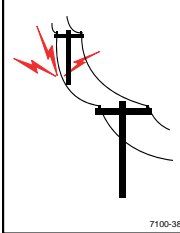

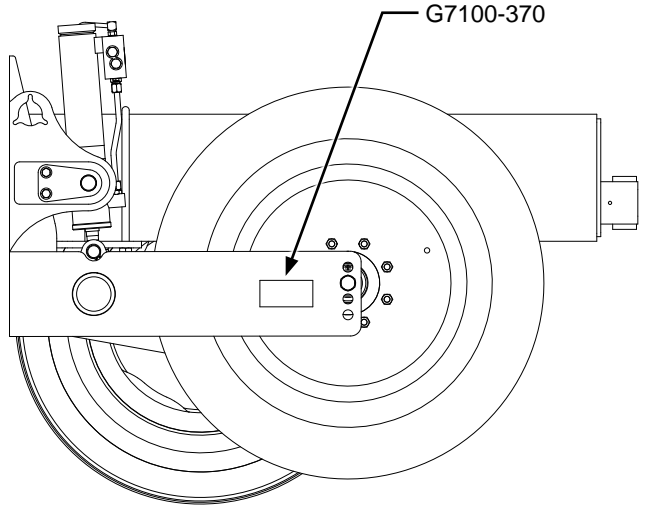




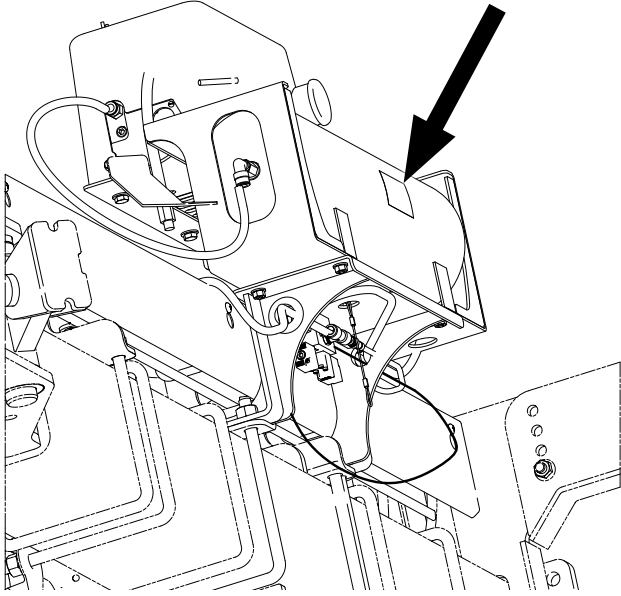
Part No.: G7100-474
 Description: Reflective Decal, Amber, 1½" x 9", Die-Cut
 Quantity: 1 Per Row (Located On The Hopper Support Of Every Other Row Unit Beginning On The R.H. Side Of The Planter)

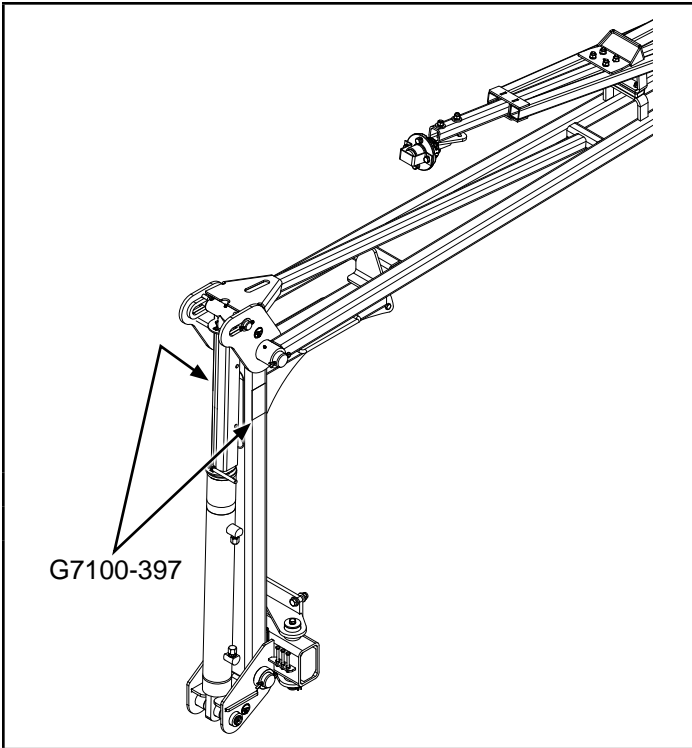
Part No.: G7100-476
 Description: Reflective Decal, Orange, 1½" x 9", Die-Cut
 Quantity: 2 (Inside-Center Row Units)

Part No.: G7100-477
 Description: Reflective Decal, Red, 1½" x 9", Die-Cut
 Quantity: 2 (Outside-Center Row Units)

| | |
|--|---|
| | Part No.: GA15422 Description: Operator's Manual Canister Quantity: 1 |
| | Part No.: G11166 Description: Hex Socket Flange Cap Screw, ¼"-20 x ¾" Quantity: 3 |
| | Part No.: G11320 Description: Lock Nut, ¼"-20, Grade B Quantity: 3 |
| | Part No.: GD26912 Description: Operator Manual Mount Bracket Quantity: 3 |
| | Part No.: G11389 Description: Flat Washer, ½" Plated SAE Quantity: 3 |
| | Part No.: G10581 Description: Hex Head Cap Screw, ½"-13 x 2¼" Quantity: 3 |
| | Part No.: G11389 Description: Flat Washer, ½" Plated SAE Quantity: 3 |
| | Part No.: G10071 Description: Serrated Flange Nut, ½"-13 Quantity: 3 |
| | Part No.: G7100-479 Description: Kinze 4900 Decal, 3.37" x 28¼" Quantity: 4 (1 On Each Side Of Draft Link; 1 On Each Stub Wing) |
| | |

| | |
|--|---|
|  <p>Diagram showing the rear hitch area of the tractor. Callouts point to three locations: G7100-393 (top hitch), G7100-387 (middle hitch), and G7100-382 (lower hitch).</p> |  <p>WARNING Loss of control can cause death or serious injury, or damage to property and equipment. Tow only with farm tractor weight rated and configured for this equipment. Use safety chains and transport as specified in the Operator and Parts Manual.</p> |
| <p>Part No.: G7100-393 Description: Decal, Warning Quantity: 1</p> |  <p>WARNING Improper operation or servicing of this equipment can result in death or serious injury. Read and follow all instructions in the Operator and Parts Manual. Contact your Kinze dealer or go to www.kinze.com to order a replacement manual.</p> |
| <p>Part No.: G7100-387 Description: Decal, Warning Quantity: 1</p> |  <p>DANGER CONTACTING OR COMING CLOSE TO POWER LINES OR OTHER HIGH ENERGY SOURCES WILL CAUSE DEATH OR SERIOUS INJURY. Keep away from power lines or high energy sources at all times.</p> |
| <p>Part No.: G7100-382 Description: Decal, Danger Quantity: 1</p> |  <p>WARNING Overinflation may cause explosive separation of tire and rim which could result in death or serious injury. Follow inflation specifications and maintenance instructions in the operator's manual.</p> |
|  <p>Diagram showing the wheel assembly of the tractor. A callout points to the location of part G7100-370 on the wheel hub.</p> | <p>Part No.: G7100-370 Description: Decal, Warning Quantity: 2 (Outside Wheel Modules)</p> |

| | |
|--|---|
|  | <p>Part No.: G7100-116 Description: Decal, Grease Daily</p> |
|  | <p>Part No.: G7100-110 Description: Decal, Grease Weekly</p> |
|  | <div data-bbox="1003 726 1354 919" style="border: 2px solid black; padding: 5px; margin-bottom: 10px;"> <p>DRAIN MOISTURE FROM AIR TANK DAILY. DRAIN TANK COMPLETELY FOR STORAGE.</p> <p style="text-align: right; font-size: small;">7100-352</p> </div> <p>Part No.: G7100-352 Description: Decal, Tank Drain Quantity: 1 (Located In Center Of Air Tank)</p> |



! WARNING

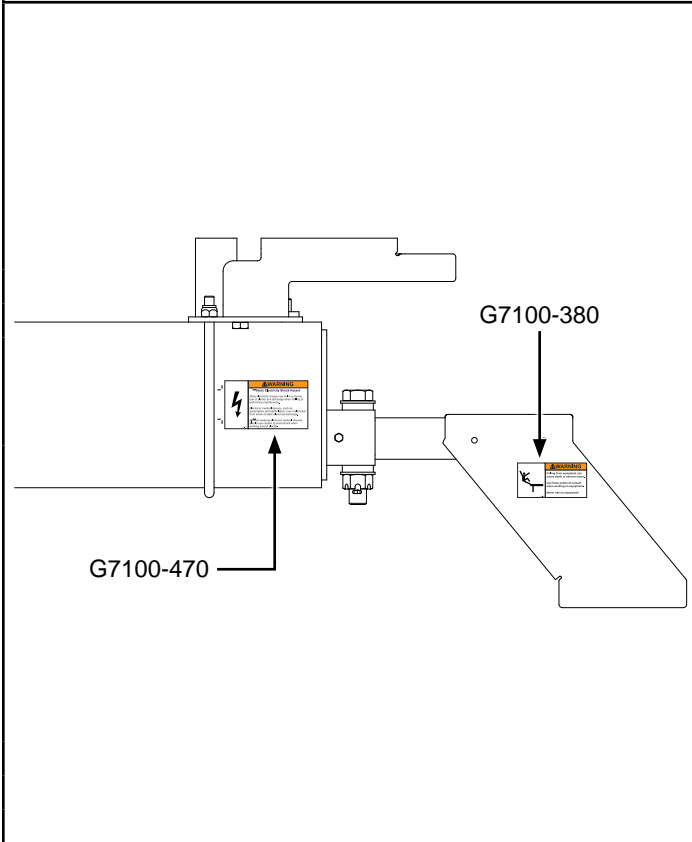
7100-397

Row marker can lower at any time and could cause death or serious injury.

Stay away from row markers!

Install safety lockup device when not in use.

Part No.: G7100-397
 Description: Decal, Warning
 Quantity: 4 (2 Per Row Marker)



! WARNING

7100-380

Falling from equipment can cause death or serious injury.

Use three points of contact when working on equipment.

Never ride on equipment!

Part No.: G7100-380
 Description: Decal, Warning
 Quantity: 2 (1 On Each Side Of Stair)

! WARNING

— Static Electricity Shock Hazard



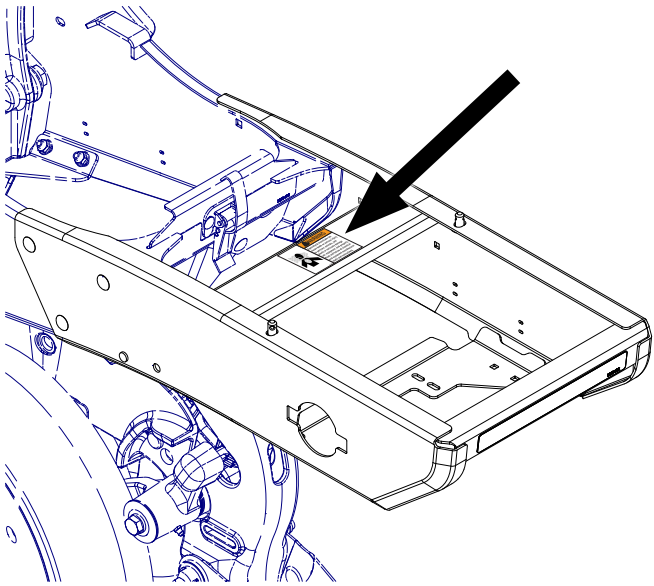

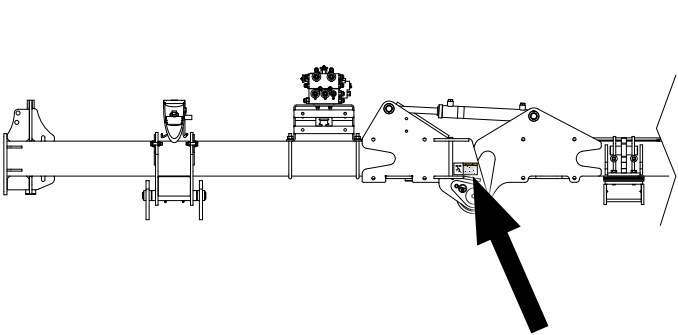

7100-470

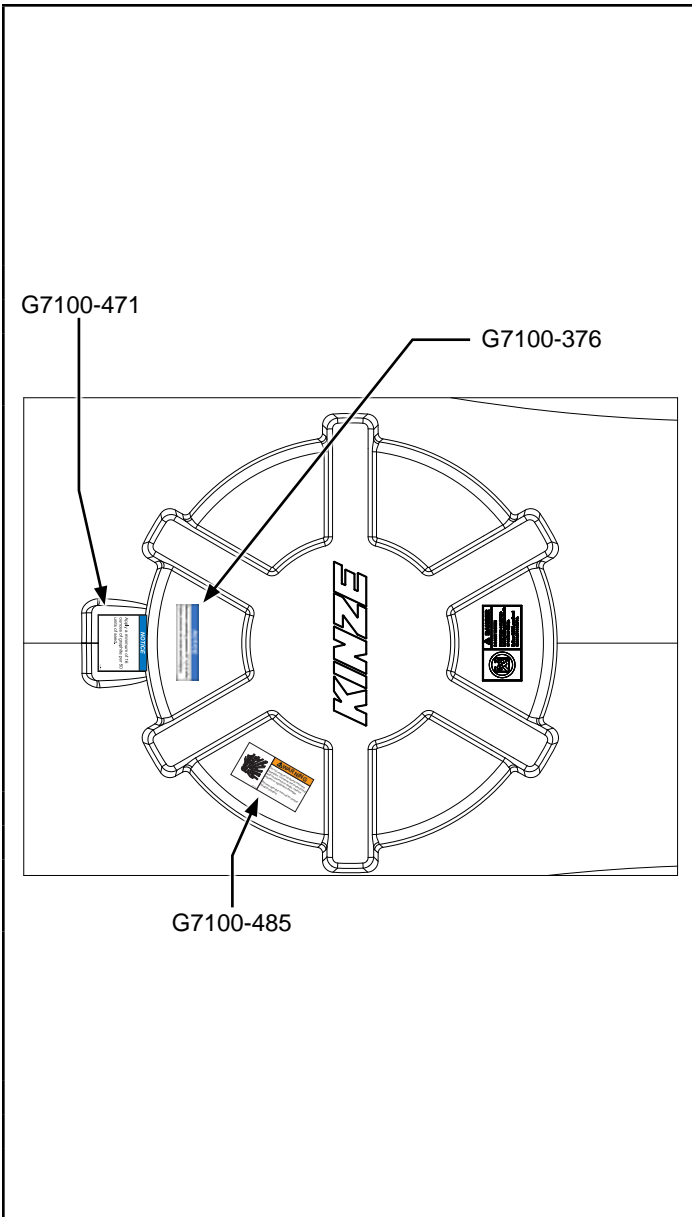
Static electricity charge may build up during use of planter and discharge when refilling or performing maintenance.

Electronic medical devices, such as pacemakers and defibrillators, may malfunction from shock of static electricity discharge.

Persons wearing electronic medical devices should use caution to avoid shock when working around planter.

Part No.: G7100-470
 Description: Decal, Warning
 Quantity: 1 (Located On Rear Of Hitch)

| | |
|--|--|
|  <p>WARNING</p> <p>Uncontrolled machine movement can crush resulting in death, serious injury, or damage to property and equipment.</p> <p>Install safety lockup devices before working under or transporting this equipment.</p> <p><small>7100-385</small></p> | <p>Part No.: G7100-385 Description: Decal, Warning Quantity: Located On Safety Lockups</p> |
|  | <p>Part No.: G7100-36 Description: SMV Sign Quantity: 1</p> |
|  |  <p>WARNING</p> <p>Agricultural chemicals can cause death or serious injury to persons, animals, and plants or seriously damage soil, equipment, and property. Read and follow all chemical and equipment manufacturer labels and instructions.</p> <p><small>7100-381</small></p> |
| <p>Part No.: G7100-381 Description: Decal, Warning Quantity: 1 Per Row (Located on Each Granular Chemical Hopper Support)</p> | |
|  |  <p>WARNING</p> <p>Uncontrolled machine movement can crush resulting in death, serious injury, or damage to property and equipment.</p> <p>Install safety lockup devices before working under or transporting this equipment.</p> <p><small>7100-385</small></p> |
| <p>Part No.: G7100-385 Description: Decal, Warning Quantity: 2 (1 On Each Wing)</p> | |



WARNING

Do not remove lid during machine operation. Contents are pressurized and could result in death, serious injuries or equipment damage.

Review operator manual for proper filling procedure.

7100-485

Part No.: G7100-485
 Description: Decal, Warning
 Quantity: 2 (1 Per Tank Lid)

NOTICE

Apply a minimum of 16 ounces of graphite per 50 units of seed.

7100-471

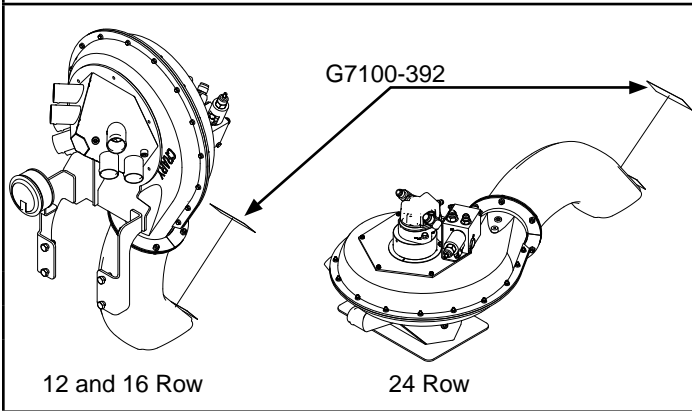
Part No.: G7100-471
 Description: Decal, Notice
 Quantity: 2 (1 Per Tank Lid)

NOTICE

Maximum operating pressure 20" H₂O (5 kPa).
 Higher pressure can cause seed bridging.

7100-376

Part No.: G7100-376
 Description: Decal, Notice
 Quantity: 2 (1 Per Tank Lid)



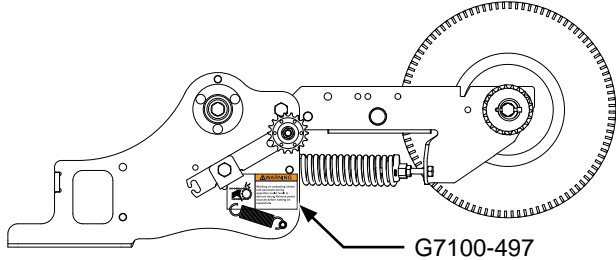

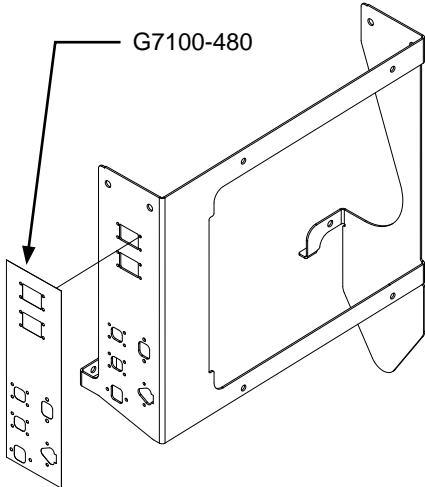
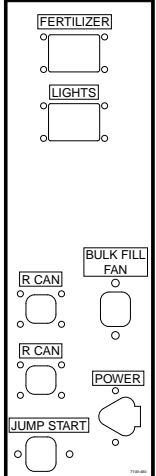

CAUTION


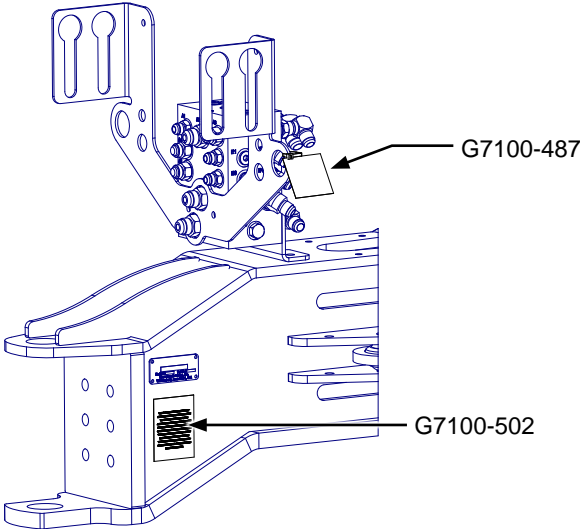
Fan can start at any time. Operating fan can blow debris and has a high noise level.

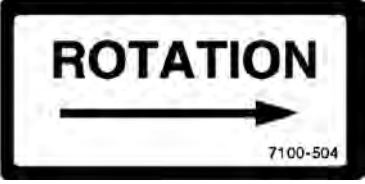


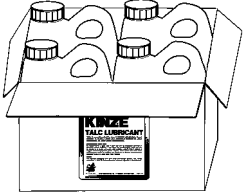
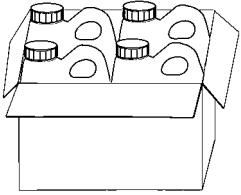

Always wear eye and hearing protection when working around fan.

7100-392

Part No.: G7100-392
 Description: Decal, Caution
 Quantity: 2 (1 Per Fan)

| | |
|--|--|
|  <p style="text-align: right;">G7100-497</p> | <div style="display: flex; align-items: center;">  <div style="margin-left: 10px;"> <p>WARNING</p> <p>Working or contacting chains and sprockets during operation could result in serious injury. Remove power sources before working on equipment.</p> </div> </div> <p>Part No.: G7100-497 Description: Decal, Warning Quantity: 1 Per Wheel Module</p> |
|  <p style="text-align: right;">G7100-480</p> |  <p>Part No.: G7100-480 Description: Decal, Master Module Auxiliary Label Quantity: 1</p> |
|  | <p>Part No.: G7100-484 Description: Decal, American Flag Quantity: 1</p> |
| <div style="background-color: red; color: white; padding: 10px; border-radius: 10px;"> <p>Planter and Monitor software should be updated prior to use.</p> <ul style="list-style-type: none"> ● Please check Kinze.com/Resources or with your local dealer for most recent updates. <p style="text-align: right; font-size: small;">7100-527</p> </div> | <p>Part No.: G7100-527 Description: Software Update Tag Quantity: 1</p> |

| | |
|---|---|
|  | Part No.: GD1162 Description: Tie Strap, 28" |
| | Part No.: GD1512 Description: Tie Strap, 7½" |
| | Part No.: GD2117 Description: Tie Strap, 14½" |
| | Part No.: GD2984 Description: Tie Strap, 34" |
| <div style="border: 2px solid black; padding: 5px; text-align: center;"> <p>TORQUE 5/8" SPINDLE BOLTS TO 120 FT/LBS. CHECK PERIODICALLY AND RE-TORQUE AS NEEDED.</p> <p><small>7100-234</small></p> </div> | Part No.: G7100-234 Description: Decal, Bolt Torque |
|  | <div style="border: 2px solid black; padding: 5px;"> <p style="text-align: center;"><u>THIS IMPLEMENT IS FOR AGRICULTURAL USE ONLY</u></p> <p style="text-align: center; font-size: small;">THIS PLANTER CONTAINS KINZE'S MOST ADVANCED PLANTING TECHNOLOGY. WHEN YOU RECEIVED YOUR PLANTER, YOU AGREED TO USE THIS KINZE PRODUCT ONLY FOR AGRICULTURAL PURPOSES. YOUR USE OF THIS PLANTER IS SUBJECT TO THE KINZE "TECHNOLOGY USER AGREEMENT.". IF YOU HAVE NOT RECEIVED A COPY OF YOUR TECHNOLOGY USER AGREEMENT, PLEASE CONTACT YOUR LOCAL AUTHORIZED KINZE DEALER IMMEDIATELY.</p> <p style="text-align: center;">DO NOT REMOVE!</p> <p style="text-align: right; font-size: x-small;"><small>7100-502</small></p> </div> |
| | Part No.: G7100-502 Description: Technology User Agreement Decal Quantity: 1 |
| | <div style="border: 2px solid black; padding: 5px; text-align: center;"> <p>TECHNOLOGY USER AGREEMENT REMINDER:</p> <p style="font-size: x-small;">IN BREAKING THIS SEAL AND USING THIS PRODUCT, YOU ARE CONFIRMING THAT YOU WILL NOT USE THIS PRODUCT IN A MANNER INCONSISTENT WITH THE TERMS AND CONDITIONS FOUND IN THE "TECHNOLOGY USER AGREEMENT."</p> <p style="text-align: right; font-size: x-small;"><small>7100-487</small></p> </div> |
| | Part No.: G7100-487 Description: Technology User Agreement Reminder Decal Quantity: 1 |
| <div style="border: 2px solid black; padding: 5px; display: flex; justify-content: space-between; align-items: center;"> <div style="border: 1px solid black; padding: 2px; text-align: center; font-size: x-small;">FILL SIDE</div> <div style="border: 1px solid black; padding: 2px; text-align: center; font-size: x-small;">HANDLE POINTS TOWARD OPEN SIDE CENTERED IS OFF</div> <div style="border: 1px solid black; padding: 2px; text-align: center; font-size: x-small;">PUMP SIDE</div> </div> <p style="text-align: center; font-size: x-small;"><small>7100-505</small></p> | Part No.: G7100-505 Description: Pump Flow Valve Decal Quantity: 1 |

| | |
|---|---|
|  | <p>Part No.: G7100-504 Description: Decal, Rotation</p> |
|  | <p>Part No.: GR0155 Description: Blue Paint, Aerosol Can</p> |
| | <p>Part No.: GR0155MPP Description: Blue Paint, Twelve Aerosol Cans</p> |
|  | <p>Part No.: GR2127 Description: Powdered Graphite, 1 Pound Container</p> |
| | <p>Part No.: GR2127MPP Description: Powdered Graphite, Twenty-Four 1 Pound Containers</p> |
|  | <p>Part No.: GR1570MPP Description: Talc Lubricant, Four 8 Pound Containers</p> |
| | <p>Part No.: GR1828 Description: Talc Lubricant, 30 Pound Container</p> |
|  | <p>Part No.: GR1842MPP Description: Graphite Lubricant, Four 5 Pound Containers</p> |
|  | <p>Part No.: GM0247-01 Description: Operator Manual, Model 4900</p> |
| | <p>Part No.: GM0247-02 Description: Parts Manual, Model 4900</p> |
| | <p>Part No.: GPR1094 Description: Binder (Contact Kinze Parts To Order)</p> |

| Part No. | Page | Part No. | Page | Part No. | Page | Part No. | Page |
|--------------|------|----------|------|-------------|------|-------------|------|
| **D17151-02 | P129 | *A1155 | P161 | *A13846 | P65 | *A18629-204 | P166 |
| **D17151-12 | P129 | *A1155 | P165 | *A13847 | P65 | *A18629-228 | P165 |
| **D17151-15 | P129 | *A11809 | P238 | *A13849 | P65 | *A18629-320 | P170 |
| **D30421-12 | P301 | *A12033 | P165 | *A13850 | P65 | *A18629-338 | P170 |
| **D30421-12 | P304 | *A12053 | P230 | *A13851 | P65 | *A18630-224 | P172 |
| **D30421-125 | P304 | *A12057 | P169 | *A13852 | P65 | *A18630-258 | P172 |
| **D30421-18 | P310 | *A12063 | P169 | *A13853 | P65 | *A18630-361 | P174 |
| **D30421-18 | P312 | *A12742 | P174 | *A13854 | P65 | *A18630-368 | P174 |
| **D30421-18 | P314 | *A12759 | P170 | *A1420 | P169 | *A18635 | P162 |
| **D30421-75 | P301 | *A12759 | P178 | *A1420 | P177 | *A18636 | P166 |
| *A1010 | P169 | *A12778 | P169 | *A1420 | P178 | *A18638 | P165 |
| *A1026 | P165 | *A12780 | P230 | *A1467 | P169 | *A18639 | P161 |
| *A1027 | P172 | *A12782 | P169 | *A15013 | P162 | *A18639 | P165 |
| *A1029 | P169 | *A12782 | P177 | *A15013 | P166 | *A18640 | P165 |
| *A1030 | P161 | *A12783 | P169 | *A15019 | P161 | *A18641 | P161 |
| *A1041 | P161 | *A12784 | P169 | *A15019 | P169 | *A18644 | P217 |
| *A1044 | P170 | *A12784 | P170 | *A15020 | P161 | *A18645-34 | P212 |
| *A1054 | P169 | *A12784 | P177 | *A15020 | P165 | *A18646 | P165 |
| *A1057 | P174 | *A12785 | P169 | *A15020 | P172 | *A18652 | P162 |
| *A1073 | P242 | *A12786 | P169 | *A15020 | P174 | *A18652 | P166 |
| *A1086 | P76 | *A12787 | P172 | *A15024 | P175 | *A18656 | P175 |
| *A1090 | P172 | *A12787 | P174 | *A15025 | P169 | *A18657 | P175 |
| *A1110 | P162 | *A12788 | P161 | *A15026 | P161 | *A3113 | P165 |
| *A1140 | P169 | *A12788 | P165 | *A15026 | P165 | *A3114 | P165 |
| *A1140 | P177 | *A12788 | P169 | *A15026 | P169 | *A3118 | P165 |
| *A1140 | P178 | *A12788 | P175 | *A15032-182 | P161 | *A3136 | P161 |
| *A11469 | P172 | *A12789 | P161 | *A15032-228 | P165 | *A3139 | P165 |
| *A11469 | P174 | *A12789 | P165 | *A15032-333 | P169 | *A3140 | P161 |
| *A11470 | P161 | *A12789 | P169 | *A15032-51 | P147 | *A3140 | P165 |
| *A11470 | P165 | *A12790 | P161 | *A15032-51 | P150 | *A3156 | P161 |
| *A11470 | P169 | *A12790 | P165 | *A15032-62 | P144 | *A3170 | P161 |
| *A11470 | P175 | *A12792 | P165 | *A15033 | P169 | *A3175 | P76 |
| *A11471 | P161 | *A12793 | P161 | *A15034 | P169 | *A3188 | P161 |
| *A11471 | P165 | *A12795 | P161 | *A15035-218 | P172 | *A3199 | P172 |
| *A11471 | P169 | *A12799 | P165 | *A15035-252 | P172 | *A7607 | P166 |
| *A11479 | P238 | *A13801 | P65 | *A15035-361 | P174 | *A7652 | P170 |
| *A11480 | P238 | *A13811 | P65 | *A15035-368 | P174 | *A7652 | P177 |
| *A11481-180 | P161 | *A13815 | P65 | *A15039 | P165 | *A7652 | P178 |
| *A11481-228 | P165 | *A13817 | P65 | *A15042 | P170 | *A7658 | P161 |
| *A11481-329 | P169 | *A13820 | P65 | *A15044 | P162 | *A7658 | P166 |
| *A11482-224 | P172 | *A13821 | P65 | *A15044 | P166 | *A7668 | P169 |
| *A11482-258 | P172 | *A13826 | P65 | *A15045 | P162 | *A7668 | P177 |
| *A11482-361 | P174 | *A13829 | P65 | *A15045 | P166 | *A7668 | P178 |
| *A11482-368 | P174 | *A13836 | P65 | *A15048 | P162 | *A8248 | P170 |
| *A11483 | P162 | *A13838 | P65 | *A15048 | P166 | *A8264 | P169 |
| *A11484 | P170 | *A13839 | P65 | *A15051 | P175 | *A8280 | P161 |
| *A11485-174 | P161 | *A13840 | P65 | *A18116 | P174 | *A8280 | P165 |
| *A11485-204 | P166 | *A13841 | P65 | *A18625 | P172 | *A8282 | P169 |
| *A11485-338 | P170 | *A13842 | P65 | *A18627 | P172 | *D10207 | P179 |
| *A11486 | P166 | *A13843 | P65 | *A18628 | P230 | *D12012 | P179 |
| *A11488 | P217 | *A13844 | P65 | *A18629-174 | P162 | *D12030 | P196 |
| *A11490-34 | P212 | *A13845 | P65 | *A18629-180 | P161 | *D12032 | P196 |

Numerical Index

M0247-02

Model 4900

| Part No. | Page | Part No. | Page | Part No. | Page | Part No. | Page |
|----------|------|----------|------|------------|------|------------|------|
| *D12047 | P182 | *D12226 | P202 | *D12277 | P205 | *D30421-18 | P320 |
| *D12050 | P198 | *D12231 | P180 | *D12278 | P182 | *D30421-18 | P324 |
| *D12051 | P198 | *D12231 | P192 | *D12280 | P180 | *D30432 | P184 |
| *D12072 | P200 | *D12232 | P180 | *D12281 | P184 | *D30432 | P204 |
| *D12085 | P202 | *D12232 | P192 | *D12282 | P186 | *G9040X | P18 |
| *D12086 | P202 | *D12235 | P205 | *D14902 | P190 | *G9041X | P18 |
| *D12088 | P180 | *D12236 | P205 | *D14902 | P194 | *G9042X | P18 |
| *D12088 | P192 | *D12237 | P205 | *D15792-07 | P49 | *G9043X | P18 |
| *D12092 | P204 | *D12239 | P184 | *D15792-11 | P49 | *G9272X | P18 |
| *D12093 | P204 | *D12239 | P192 | *D15792-11 | P50 | *G9273X | P18 |
| *D12095 | P192 | *D12239 | P194 | *D15792-16 | P50 | *G9308X | P18 |
| *D12103 | P180 | *D12239 | P196 | *D15792-17 | P49 | *GA18329 | P312 |
| *D12120 | P184 | *D12239 | P198 | *D15792-17 | P50 | *GA18330 | P301 |
| *D12121 | P184 | *D12239 | P200 | *D15792-21 | P50 | *GA18330 | P312 |
| *D12121 | P188 | *D12239 | P202 | *D15792-22 | P49 | *GA18331 | P312 |
| *D12135 | P200 | *D12239 | P204 | *D15792-22 | P50 | *GA18332 | P304 |
| *D12137 | P184 | *D12240 | P186 | *D15792-24 | P51 | *GA18332 | P315 |
| *D12137 | P188 | *D12240 | P204 | *D15792-25 | P49 | *GA18333 | P304 |
| *D12144 | P194 | *D12242 | P186 | *D15792-31 | P51 | *GA18333 | P315 |
| *D12145 | P190 | *D12242 | P202 | *D15792-33 | P49 | *GA18334 | P304 |
| *D12145 | P194 | *D12243 | P186 | *D15792-34 | P49 | *GA18334 | P315 |
| *D12148 | P186 | *D12243 | P202 | *D15792-34 | P50 | *GA18335 | P310 |
| *D12150 | P205 | *D12244 | P202 | *D15792-35 | P49 | *GA18336 | P318 |
| *D12200 | P182 | *D12245 | P180 | *D15792-36 | P49 | *GA18337 | P301 |
| *D12200 | P196 | *D12246 | P204 | *D15792-38 | P51 | *GA18337 | P310 |
| *D12200 | P202 | *D12247 | P204 | *D15792-39 | P50 | *GA18337 | P318 |
| *D12202 | P182 | *D12248 | P204 | *D15792-40 | P50 | *GA18338 | P310 |
| *D12202 | P198 | *D12249 | P192 | *D15792-42 | P50 | *GA18338 | P318 |
| *D12203 | P182 | *D12251 | P179 | *D15792-43 | P50 | *GA18456 | P304 |
| *D12203 | P198 | *D12251 | P192 | *D15792-44 | P51 | *GA18456 | P315 |
| *D12204 | P182 | *D12251 | P205 | *D15792-46 | P51 | *GA18589 | P301 |
| *D12206 | P180 | *D12252 | P180 | *D15792-47 | P51 | *GA18589 | P304 |
| *D12206 | P200 | *D12252 | P200 | *D15792-48 | P50 | 700-01178 | P22 |
| *D12208 | P196 | *D12253 | P182 | *D15792-49 | P50 | 700-01260 | P20 |
| *D12209 | P198 | *D12253 | P196 | *D15792-50 | P50 | A14182 | P182 |
| *D12210 | P179 | *D12253 | P202 | *D17150-02 | P129 | A14799 | P208 |
| *D12210 | P192 | *D12255 | P186 | *D17150-03 | P129 | A14799 | P210 |
| *D12210 | P205 | *D12255 | P204 | *D17150-09 | P129 | A15032-324 | P169 |
| *D12213 | P179 | *D12263 | P184 | *D17150-16 | P134 | A17315 | P200 |
| *D12214 | P179 | *D12263 | P188 | *D17151-06 | P280 | A17326 | P205 |
| *D12216 | P196 | *D12264 | P184 | *D19250 | P198 | A17331 | P192 |
| *D12219 | P196 | *D12264 | P188 | *D19251 | P198 | A17337 | P204 |
| *D12220 | P196 | *D12268 | P190 | *D20990 | P188 | A17348 | P205 |
| *D12221 | P184 | *D12268 | P194 | *D21469 | P204 | A17352 | P196 |
| *D12221 | P200 | *D12269 | P190 | *D23387 | P188 | A17613 | P198 |
| *D12222 | P184 | *D12269 | P194 | *D23388 | P188 | A17665 | P202 |
| *D12222 | P200 | *D12270 | P190 | *D23389 | P188 | A17675 | P194 |
| *D12223 | P186 | *D12270 | P194 | *D23390 | P188 | A17863 | P208 |
| *D12224 | P200 | *D12271 | P190 | *D26582 | P198 | A17863 | P210 |
| *D12226 | P190 | *D12271 | P194 | *D29649 | P200 | A18552 | P186 |
| *D12226 | P192 | *D12273 | P194 | *D30421-18 | P308 | A18629-329 | P169 |
| *D12226 | P194 | *D12275 | P179 | *D30421-18 | P318 | A20567 | P190 |

| Part No. | Page | Part No. | Page | Part No. | Page | Part No. | Page |
|----------|------|----------|------|----------|------|----------|------|
| A21586 | P184 | G10004 | P301 | G10017 | P304 | G10045 | P62 |
| A8836 | P179 | G10004 | P304 | G10018 | P14 | G10045 | P88 |
| G10001 | P6 | G10004 | P310 | G10019 | P154 | G10045 | P144 |
| G10001 | P46 | G10004 | P312 | G10019 | P263 | G10045 | P146 |
| G10001 | P62 | G10004 | P315 | G10020 | P20 | G10045 | P150 |
| G10001 | P72 | G10004 | P330 | G10020 | P94 | G10045 | P154 |
| G10001 | P73 | G10004 | P335 | G10020 | P96 | G10047 | P126 |
| G10001 | P100 | G10005 | P2 | G10020 | P134 | G10047 | P126 |
| G10001 | P261 | G10005 | P7 | G10020 | P272 | G10047 | P144 |
| G10001 | P280 | G10005 | P82 | G10021 | P20 | G10048 | P126 |
| G10001 | P282 | G10006 | P16 | G10022 | P20 | G10048 | P144 |
| G10001 | P285 | G10006 | P78 | G10023 | P54 | G10048 | P147 |
| G10001 | P294 | G10006 | P143 | G10023 | P124 | G10048 | P228 |
| G10001 | P297 | G10006 | P147 | G10025 | P152 | G10049 | P72 |
| G10001 | P301 | G10006 | P306 | G10026 | P30 | G10049 | P121 |
| G10001 | P304 | G10007 | P4 | G10026 | P72 | G10049 | P144 |
| G10001 | P310 | G10007 | P11 | G10026 | P98 | G10049 | P246 |
| G10001 | P312 | G10007 | P82 | G10029 | P84 | G10050 | P86 |
| G10001 | P315 | G10007 | P94 | G10033 | P32 | G10058 | P90 |
| G10001 | P318 | G10007 | P96 | G10033 | P34 | G10060 | P212 |
| G10001 | P321 | G10008 | P118 | G10033 | P62 | G10061 | P234 |
| G10001 | P324 | G10009 | P88 | G10033 | P146 | G10062 | P112 |
| G10002 | P40 | G10009 | P88 | G10033 | P150 | G10062 | P114 |
| G10002 | P70 | G10009 | P90 | G10034 | P102 | G10063 | P228 |
| G10002 | P132 | G10010 | P14 | G10034 | P270 | G10064 | P26 |
| G10002 | P230 | G10010 | P30 | G10036 | P28 | G10064 | P120 |
| G10002 | P270 | G10010 | P32 | G10036 | P118 | G10064 | P266 |
| G10002 | P294 | G10010 | P80 | G10037 | P7 | G10064 | P266 |
| G10003 | P72 | G10010 | P88 | G10037 | P14 | G10064 | P310 |
| G10003 | P76 | G10013 | P26 | G10037 | P46 | G10069 | P213 |
| G10003 | P138 | G10014 | P78 | G10037 | P76 | G10071 | P7 |
| G10003 | P140 | G10014 | P80 | G10037 | P84 | G10071 | P62 |
| G10003 | P146 | G10014 | P84 | G10037 | P88 | G10071 | P84 |
| G10003 | P238 | G10014 | P143 | G10037 | P270 | G10071 | P84 |
| G10003 | P330 | G10014 | P147 | G10037 | P282 | G10071 | P86 |
| G10004 | P30 | G10014 | P228 | G10037 | P286 | G10071 | P86 |
| G10004 | P48 | G10014 | P234 | G10037 | P288 | G10071 | P98 |
| G10004 | P54 | G10014 | P238 | G10038 | P7 | G10071 | P100 |
| G10004 | P56 | G10014 | P294 | G10038 | P147 | G10071 | P110 |
| G10004 | P72 | G10014 | P297 | G10038 | P294 | G10071 | P126 |
| G10004 | P73 | G10014 | P301 | G10038 | P301 | G10071 | P234 |
| G10004 | P78 | G10014 | P304 | G10039 | P28 | G10071 | P270 |
| G10004 | P80 | G10015 | P16 | G10039 | P84 | G10071 | P283 |
| G10004 | P138 | G10016 | P94 | G10039 | P86 | G10071 | P286 |
| G10004 | P242 | G10016 | P96 | G10039 | P126 | G10071 | P294 |
| G10004 | P266 | G10016 | P98 | G10039 | P294 | G10071 | P297 |
| G10004 | P272 | G10016 | P100 | G10039 | P301 | G10071 | P301 |
| G10004 | P285 | G10016 | P102 | G10042 | P78 | G10071 | P304 |
| G10004 | P288 | G10017 | P84 | G10042 | P80 | G10072 | P106 |
| G10004 | P290 | G10017 | P86 | G10043 | P106 | G10072 | P108 |
| G10004 | P294 | G10017 | P110 | G10043 | P108 | G10072 | P112 |
| G10004 | P298 | G10017 | P297 | G10043 | P114 | G10072 | P114 |

| Part No. | Page | Part No. | Page | Part No. | Page | Part No. | Page |
|----------|------|----------|------|----------|------|----------|------|
| G10087 | P188 | G10104 | P118 | G10108 | P116 | G10110 | P314 |
| G10096 | P282 | G10104 | P138 | G10108 | P120 | G10110 | P318 |
| G10096 | P285 | G10104 | P140 | G10108 | P121 | G10110 | P320 |
| G10096 | P288 | G10104 | P141 | G10108 | P126 | G10110 | P324 |
| G10096 | P290 | G10104 | P144 | G10108 | P140 | G10110 | P325 |
| G10099 | P36 | G10104 | P147 | G10108 | P144 | G10110 | P326 |
| G10099 | P38 | G10104 | P228 | G10108 | P146 | G10111 | P26 |
| G10101 | P26 | G10104 | P240 | G10108 | P149 | G10111 | P28 |
| G10101 | P36 | G10104 | P290 | G10108 | P152 | G10111 | P32 |
| G10101 | P90 | G10104 | P297 | G10108 | P228 | G10111 | P34 |
| G10101 | P124 | G10104 | P297 | G10108 | P234 | G10111 | P46 |
| G10101 | P229 | G10104 | P304 | G10108 | P242 | G10111 | P56 |
| G10101 | P230 | G10104 | P314 | G10108 | P246 | G10111 | P84 |
| G10101 | P234 | G10104 | P320 | G10108 | P266 | G10111 | P86 |
| G10101 | P261 | G10104 | P324 | G10108 | P266 | G10111 | P88 |
| G10101 | P267 | G10105 | P230 | G10108 | P280 | G10111 | P92 |
| G10101 | P270 | G10105 | P335 | G10108 | P282 | G10111 | P94 |
| G10101 | P290 | G10106 | P16 | G10108 | P285 | G10111 | P96 |
| G10101 | P297 | G10106 | P16 | G10108 | P294 | G10111 | P98 |
| G10101 | P301 | G10106 | P143 | G10108 | P297 | G10111 | P100 |
| G10101 | P314 | G10106 | P147 | G10108 | P301 | G10111 | P102 |
| G10101 | P318 | G10106 | P152 | G10108 | P304 | G10111 | P146 |
| G10101 | P324 | G10106 | P263 | G10108 | P310 | G10111 | P150 |
| G10101 | P330 | G10106 | P283 | G10108 | P312 | G10111 | P158 |
| G10102 | P16 | G10106 | P286 | G10108 | P315 | G10111 | P228 |
| G10102 | P16 | G10107 | P16 | G10108 | P318 | G10111 | P294 |
| G10102 | P32 | G10107 | P26 | G10108 | P321 | G10111 | P301 |
| G10102 | P34 | G10107 | P28 | G10108 | P324 | G10111 | P335 |
| G10102 | P84 | G10107 | P88 | G10108 | P330 | G10111 | P342 |
| G10102 | P84 | G10107 | P90 | G10108 | P330 | G10112 | P62 |
| G10102 | P86 | G10107 | P118 | G10109 | P14 | G10112 | P62 |
| G10102 | P86 | G10107 | P143 | G10109 | P26 | G10112 | P72 |
| G10102 | P88 | G10107 | P147 | G10109 | P30 | G10112 | P84 |
| G10102 | P144 | G10107 | P150 | G10109 | P32 | G10112 | P86 |
| G10102 | P146 | G10107 | P175 | G10109 | P34 | G10112 | P88 |
| G10102 | P150 | G10107 | P306 | G10109 | P126 | G10112 | P88 |
| G10102 | P154 | G10108 | P6 | G10109 | P134 | G10112 | P90 |
| G10102 | P154 | G10108 | P10 | G10109 | P154 | G10112 | P90 |
| G10102 | P297 | G10108 | P38 | G10109 | P310 | G10112 | P263 |
| G10102 | P301 | G10108 | P46 | G10110 | P36 | G10112 | P270 |
| G10102 | P304 | G10108 | P56 | G10110 | P38 | G10112 | P282 |
| G10103 | P36 | G10108 | P60 | G10110 | P120 | G10112 | P285 |
| G10103 | P36 | G10108 | P70 | G10110 | P132 | G10112 | P288 |
| G10103 | P68 | G10108 | P72 | G10110 | P143 | G10112 | P290 |
| G10103 | P94 | G10108 | P73 | G10110 | P147 | G10118 | P82 |
| G10103 | P96 | G10108 | P73 | G10110 | P150 | G10131 | P106 |
| G10103 | P124 | G10108 | P73 | G10110 | P154 | G10131 | P108 |
| G10103 | P124 | G10108 | P102 | G10110 | P297 | G10131 | P112 |
| G10104 | P4 | G10108 | P104 | G10110 | P301 | G10131 | P114 |
| G10104 | P98 | G10108 | P110 | G10110 | P304 | G10131 | P116 |
| G10104 | P104 | G10108 | P112 | G10110 | P310 | G10133 | P26 |
| G10104 | P110 | G10108 | P114 | G10110 | P312 | G10133 | P30 |

| Part No. | Page | Part No. | Page | Part No. | Page | Part No. | Page |
|----------|------|----------|------|----------|------|----------|------|
| G10133 | P32 | G10228 | P32 | G10230 | P335 | G10302 | P6 |
| G10133 | P34 | G10228 | P34 | G10231 | P98 | G10303 | P16 |
| G10152 | P16 | G10228 | P76 | G10232 | P16 | G10303 | P32 |
| G10157 | P78 | G10228 | P104 | G10232 | P16 | G10303 | P34 |
| G10157 | P80 | G10228 | P110 | G10232 | P106 | G10303 | P106 |
| G10159 | P84 | G10228 | P143 | G10232 | P108 | G10303 | P108 |
| G10159 | P86 | G10228 | P146 | G10232 | P114 | G10303 | P112 |
| G10159 | P93 | G10228 | P149 | G10232 | P263 | G10303 | P114 |
| G10159 | P98 | G10228 | P154 | G10232 | P283 | G10303 | P118 |
| G10159 | P100 | G10228 | P154 | G10232 | P286 | G10303 | P119 |
| G10159 | P102 | G10228 | P154 | G10232 | P247 | G10303 | P126 |
| G10159 | P144 | G10228 | P228 | G10233 | P104 | G10305 | P46 |
| G10159 | P147 | G10228 | P238 | G10233 | P106 | G10305 | P56 |
| G10159 | P150 | G10228 | P297 | G10233 | P108 | G10305 | P72 |
| G10168 | P144 | G10228 | P301 | G10233 | P110 | G10305 | P266 |
| G10168 | P146 | G10228 | P304 | G10233 | P112 | G10306 | P36 |
| G10168 | P149 | G10229 | P6 | G10233 | P114 | G10306 | P294 |
| G10168 | P154 | G10229 | P30 | G10233 | P116 | G10306 | P297 |
| G10168 | P154 | G10229 | P36 | G10233 | P119 | G10306 | P301 |
| G10171 | P16 | G10229 | P40 | G10233 | P126 | G10306 | P304 |
| G10171 | P36 | G10229 | P76 | G10233 | P140 | G10306 | P330 |
| G10171 | P38 | G10229 | P102 | G10235 | P118 | G10308 | P26 |
| G10172 | P228 | G10229 | P124 | G10235 | P306 | G10308 | P90 |
| G10172 | P288 | G10229 | P126 | G10235 | P335 | G10308 | P141 |
| G10172 | P290 | G10229 | P234 | G10243 | P106 | G10308 | P229 |
| G10201 | P10 | G10229 | P238 | G10243 | P112 | G10308 | P229 |
| G10201 | P38 | G10229 | P246 | G10243 | P126 | G10308 | P270 |
| G10201 | P62 | G10229 | P261 | G10253 | P124 | G10308 | P297 |
| G10201 | P120 | G10229 | P267 | G10257 | P40 | G10308 | P314 |
| G10204 | P11 | G10229 | P290 | G10257 | P48 | G10308 | P324 |
| G10204 | P14 | G10229 | P330 | G10257 | P58 | G10309 | P6 |
| G10204 | P335 | G10230 | P4 | G10257 | P124 | G10310 | P10 |
| G10209 | P116 | G10230 | P14 | G10260 | P42 | G10310 | P36 |
| G10210 | P126 | G10230 | P26 | G10261 | P42 | G10310 | P36 |
| G10210 | P144 | G10230 | P78 | G10278 | P294 | G10310 | P38 |
| G10210 | P146 | G10230 | P80 | G10278 | P298 | G10312 | P6 |
| G10210 | P152 | G10230 | P82 | G10278 | P310 | G10312 | P36 |
| G10216 | P14 | G10230 | P94 | G10278 | P312 | G10312 | P38 |
| G10218 | P144 | G10230 | P96 | G10278 | P315 | G10316 | P68 |
| G10218 | P147 | G10230 | P98 | G10278 | P318 | G10323 | P20 |
| G10218 | P152 | G10230 | P110 | G10278 | P321 | G10324 | P179 |
| G10227 | P36 | G10230 | P138 | G10278 | P324 | G10325 | P38 |
| G10227 | P36 | G10230 | P141 | G10279 | P297 | G10325 | P60 |
| G10227 | P94 | G10230 | P228 | G10279 | P328 | G10325 | P70 |
| G10227 | P96 | G10230 | P240 | G10297 | P282 | G10325 | P116 |
| G10227 | P116 | G10230 | P290 | G10297 | P286 | G10326 | P54 |
| G10227 | P124 | G10230 | P297 | G10297 | P288 | G10328 | P186 |
| G10227 | P124 | G10230 | P297 | G10297 | P291 | G10328 | P188 |
| G10227 | P124 | G10230 | P304 | G10297 | P310 | G10328 | P270 |
| G10228 | P7 | G10230 | P314 | G10297 | P320 | G10330 | P76 |
| G10228 | P7 | G10230 | P320 | G10297 | P324 | G10330 | P82 |
| G10228 | P14 | G10230 | P324 | G10301 | P56 | G10330 | P94 |

| Part No. | Page | Part No. | Page | Part No. | Page | Part No. | Page |
|----------|------|----------|------|----------|------|----------|------|
| G10330 | P96 | G10461 | P149 | G10544 | P150 | G10620 | P78 |
| G10330 | P100 | G10463 | P16 | G10544 | P152 | G10620 | P80 |
| G10336 | P150 | G10463 | P116 | G10544 | P154 | G10620 | P106 |
| G10338 | P10 | G10463 | P144 | G10546 | P43 | G10620 | P108 |
| G10338 | P14 | G10468 | P152 | G10546 | P124 | G10620 | P112 |
| G10345 | P116 | G10470 | P20 | G10552 | P294 | G10620 | P114 |
| G10350 | P332 | G10475 | P18 | G10552 | P297 | G10620 | P118 |
| G10361 | P96 | G10477 | P62 | G10552 | P301 | G10620 | P119 |
| G10362 | P80 | G10477 | P288 | G10552 | P304 | G10620 | P212 |
| G10362 | P100 | G10477 | P290 | G10560 | P112 | G10620 | P217 |
| G10374 | P124 | G10485 | P282 | G10560 | P114 | G10620 | P223 |
| G10392 | P88 | G10485 | P286 | G10560 | P144 | G10620 | P335 |
| G10396 | P78 | G10485 | P288 | G10565 | P116 | G10621 | P6 |
| G10401 | P20 | G10485 | P290 | G10567 | P2 | G10621 | P10 |
| G10405 | P126 | G10494 | P78 | G10567 | P43 | G10621 | P20 |
| G10418 | P90 | G10494 | P80 | G10570 | P43 | G10621 | P20 |
| G10418 | P158 | G10496 | P116 | G10574 | P28 | G10621 | P36 |
| G10418 | P294 | G10496 | P116 | G10581 | P98 | G10621 | P38 |
| G10418 | P301 | G10496 | P124 | G10581 | P100 | G10621 | P48 |
| G10427 | P11 | G10497 | P72 | G10581 | P150 | G10621 | P58 |
| G10427 | P16 | G10497 | P116 | G10585 | P96 | G10621 | P68 |
| G10438 | P138 | G10497 | P124 | G10585 | P102 | G10621 | P94 |
| G10448 | P94 | G10497 | P301 | G10585 | P147 | G10621 | P96 |
| G10448 | P96 | G10497 | P304 | G10585 | P150 | G10621 | P120 |
| G10448 | P100 | G10497 | P312 | G10599 | P26 | G10621 | P240 |
| G10450 | P80 | G10497 | P314 | G10599 | P56 | G10621 | P242 |
| G10450 | P93 | G10497 | P318 | G10599 | P72 | G10621 | P270 |
| G10450 | P96 | G10497 | P320 | G10602 | P20 | G10621 | P272 |
| G10450 | P144 | G10497 | P324 | G10602 | P22 | G10621 | P310 |
| G10450 | P147 | G10500 | P20 | G10602 | P43 | G10622 | P54 |
| G10450 | P335 | G10501 | P119 | G10602 | P106 | G10622 | P70 |
| G10451 | P144 | G10501 | P335 | G10602 | P108 | G10622 | P72 |
| G10452 | P36 | G10501 | P336 | G10602 | P112 | G10622 | P100 |
| G10455 | P68 | G10503 | P30 | G10602 | P114 | G10622 | P132 |
| G10455 | P116 | G10503 | P32 | G10602 | P114 | G10622 | P138 |
| G10460 | P72 | G10503 | P106 | G10602 | P116 | G10622 | P141 |
| G10460 | P78 | G10503 | P108 | G10602 | P119 | G10622 | P228 |
| G10460 | P84 | G10503 | P112 | G10602 | P126 | G10622 | P228 |
| G10460 | P86 | G10503 | P114 | G10603 | P20 | G10622 | P228 |
| G10460 | P93 | G10503 | P144 | G10603 | P22 | G10622 | P229 |
| G10460 | P96 | G10503 | P150 | G10604 | P20 | G10622 | P230 |
| G10460 | P98 | G10506 | P72 | G10604 | P336 | G10622 | P272 |
| G10460 | P100 | G10506 | P342 | G10615 | P301 | G10622 | P308 |
| G10460 | P102 | G10507 | P336 | G10615 | P304 | G10622 | P312 |
| G10460 | P104 | G10526 | P335 | G10618 | P328 | G10622 | P315 |
| G10460 | P110 | G10529 | P60 | G10620 | P6 | G10624 | P297 |
| G10460 | P143 | G10529 | P230 | G10620 | P10 | G10624 | P328 |
| G10460 | P146 | G10531 | P22 | G10620 | P14 | G10626 | P242 |
| G10460 | P150 | G10531 | P42 | G10620 | P32 | G10626 | P282 |
| G10460 | P342 | G10536 | P144 | G10620 | P34 | G10626 | P286 |
| G10460 | P342 | G10544 | P143 | G10620 | P36 | G10626 | P288 |
| G10461 | P146 | G10544 | P147 | G10620 | P38 | G10626 | P290 |

| Part No. | Page | Part No. | Page | Part No. | Page | Part No. | Page |
|----------|------|----------|------|----------|------|----------|------|
| G10628 | P282 | G10674 | P297 | G10809 | P120 | G10927 | P106 |
| G10628 | P286 | G10674 | P301 | G10820 | P112 | G10927 | P112 |
| G10628 | P288 | G10674 | P304 | G10820 | P114 | G10928 | P106 |
| G10628 | P290 | G10674 | P310 | G10821 | P116 | G10928 | P112 |
| G10633 | P291 | G10674 | P312 | G10827 | P179 | G10931 | P106 |
| G10634 | P22 | G10674 | P314 | G10827 | P205 | G10931 | P112 |
| G10636 | P32 | G10674 | P318 | G10829 | P234 | G10932 | P190 |
| G10636 | P34 | G10674 | P320 | G10844 | P144 | G10932 | P192 |
| G10636 | P294 | G10674 | P324 | G10844 | P146 | G10932 | P194 |
| G10636 | P301 | G10676 | P282 | G10844 | P150 | G10932 | P196 |
| G10636 | P158 | G10676 | P286 | G10844 | P154 | G10932 | P198 |
| G10638 | P36 | G10676 | P288 | G10857 | P94 | G10932 | P200 |
| G10638 | P132 | G10676 | P290 | G10857 | P96 | G10932 | P202 |
| G10638 | P240 | G10681 | P294 | G10859 | P124 | G10932 | P204 |
| G10640 | P14 | G10681 | P297 | G10860 | P118 | G10936 | P78 |
| G10640 | P82 | G10686 | P106 | G10860 | P294 | G10936 | P80 |
| G10640 | P96 | G10690 | P20 | G10860 | P297 | G10939 | P116 |
| G10640 | P116 | G10693 | P330 | G10860 | P301 | G10939 | P124 |
| G10640 | P144 | G10703 | P126 | G10860 | P304 | G10939 | P152 |
| G10640 | P147 | G10722 | P154 | G10862 | P88 | G10940 | P14 |
| G10640 | P149 | G10723 | P205 | G10862 | P144 | G10942 | P144 |
| G10640 | P155 | G10725 | P150 | G10862 | P306 | G10942 | P147 |
| G10640 | P156 | G10725 | P154 | G10864 | P36 | G10948 | P180 |
| G10640 | P179 | G10737 | P283 | G10864 | P38 | G10949 | P132 |
| G10640 | P180 | G10740 | P282 | G10870 | P118 | G10950 | P132 |
| G10640 | P186 | G10740 | P285 | G10870 | P294 | G10954 | P232 |
| G10640 | P188 | G10740 | P288 | G10870 | P297 | G10956 | P76 |
| G10640 | P190 | G10740 | P291 | G10870 | P301 | G10956 | P82 |
| G10640 | P192 | G10747 | P26 | G10870 | P304 | G10958 | P190 |
| G10640 | P194 | G10753 | P73 | G10874 | P147 | G10958 | P202 |
| G10640 | P196 | G10753 | P102 | G10874 | P149 | G10961 | P335 |
| G10640 | P198 | G10753 | P246 | G10890 | P119 | G10966 | P38 |
| G10640 | P200 | G10753 | P286 | G10896 | P294 | G10972 | P182 |
| G10640 | P202 | G10753 | P301 | G10898 | P140 | G10972 | P186 |
| G10640 | P204 | G10753 | P308 | G10900 | P124 | G10974 | P30 |
| G10640 | P205 | G10753 | P312 | G10901 | P282 | G10974 | P32 |
| G10640 | P335 | G10753 | P315 | G10901 | P286 | G10974 | P34 |
| G10641 | P144 | G10753 | P318 | G10901 | P288 | G10974 | P62 |
| G10660 | P43 | G10753 | P318 | G10901 | P290 | G10974 | P335 |
| G10661 | P218 | G10757 | P36 | G10901 | P290 | G10988 | P48 |
| G10669 | P2 | G10757 | P38 | G10904 | P132 | G10990 | P182 |
| G10670 | P36 | G10758 | P36 | G10909 | P104 | G10991 | P134 |
| G10670 | P38 | G10758 | P38 | G10909 | P110 | G10991 | P330 |
| G10673 | P282 | G10758 | P106 | G10913 | P155 | G10992 | P68 |
| G10673 | P285 | G10758 | P112 | G10913 | P156 | G10994 | P294 |
| G10673 | P288 | G10765 | P30 | G10917 | P294 | G10995 | P294 |
| G10673 | P291 | G10765 | P32 | G10917 | P310 | G10996 | P124 |
| G10674 | P282 | G10765 | P124 | G10917 | P312 | G11009 | P18 |
| G10674 | P286 | G10779 | P82 | G10917 | P315 | G11009 | P20 |
| G10674 | P288 | G10801 | P16 | G10917 | P318 | G11009 | P22 |
| G10674 | P290 | G10804 | P124 | G10917 | P320 | G11027 | P90 |
| G10674 | P294 | G10809 | P6 | G10917 | P324 | G11048 | P228 |
| | | G10809 | P10 | G10924 | P14 | | |

Numerical Index

M0247-02

Model 4900

| Part No. | Page | Part No. | Page | Part No. | Page | Part No. | Page |
|----------|------|----------|------|----------|------|----------|------|
| G11059 | P270 | G11124 | P34 | G11281 | P18 | G11386 | P38 |
| G11065 | P228 | G11124 | P48 | G11281 | P40 | G11386 | P62 |
| G11065 | P234 | G11124 | P58 | G11284 | P70 | G11386 | P126 |
| G11071 | P158 | G11124 | P212 | G11288 | P106 | G11386 | P134 |
| G11073 | P43 | G11124 | P217 | G11288 | P112 | G11386 | P213 |
| G11075 | P116 | G11124 | P234 | G11309 | P217 | G11386 | P218 |
| G11075 | P116 | G11135 | P242 | G11309 | P223 | G11386 | P310 |
| G11078 | P116 | G11147 | P49 | G11309 | P247 | G11387 | P10 |
| G11081 | P157 | G11147 | P50 | G11320 | P68 | G11387 | P38 |
| G11083 | P298 | G11147 | P51 | G11320 | P98 | G11387 | P48 |
| G11087 | P152 | G11151 | P22 | G11320 | P100 | G11387 | P54 |
| G11087 | P335 | G11166 | P232 | G11320 | P266 | G11387 | P56 |
| G11091 | P46 | G11172 | P17 | G11320 | P266 | G11387 | P70 |
| G11091 | P56 | G11180 | P98 | G11328 | P68 | G11387 | P72 |
| G11091 | P72 | G11180 | P100 | G11328 | P310 | G11387 | P78 |
| G11091 | P72 | G11180 | P143 | G11332 | P68 | G11387 | P80 |
| G11091 | P104 | G11180 | P147 | G11339 | P232 | G11387 | P90 |
| G11091 | P106 | G11186 | P78 | G11339 | P234 | G11387 | P102 |
| G11091 | P110 | G11202 | P42 | G11345 | P6 | G11387 | P112 |
| G11091 | P112 | G11202 | P270 | G11345 | P98 | G11387 | P114 |
| G11091 | P126 | G11204 | P56 | G11345 | P100 | G11387 | P120 |
| G11091 | P138 | G11204 | P60 | G11347 | P46 | G11387 | P121 |
| G11091 | P140 | G11204 | P106 | G11347 | P272 | G11387 | P124 |
| G11091 | P228 | G11204 | P106 | G11348 | P270 | G11387 | P126 |
| G11091 | P282 | G11204 | P112 | G11353 | P290 | G11387 | P132 |
| G11091 | P286 | G11204 | P234 | G11353 | P301 | G11387 | P138 |
| G11091 | P288 | G11206 | P132 | G11353 | P304 | G11387 | P140 |
| G11091 | P290 | G11206 | P270 | G11355 | P182 | G11387 | P144 |
| G11091 | P294 | G11209 | P36 | G11355 | P184 | G11387 | P149 |
| G11091 | P297 | G11209 | P38 | G11356 | P132 | G11387 | P228 |
| G11091 | P301 | G11215 | P73 | G11356 | P232 | G11387 | P228 |
| G11091 | P304 | G11216 | P70 | G11360 | P56 | G11387 | P228 |
| G11100 | P116 | G11216 | P270 | G11382 | P132 | G11387 | P228 |
| G11108 | P62 | G11217 | P90 | G11385 | P36 | G11387 | P229 |
| G11108 | P288 | G11223 | P82 | G11385 | P38 | G11387 | P230 |
| G11108 | P290 | G11237 | P286 | G11385 | P43 | G11387 | P234 |
| G11109 | P32 | G11237 | P291 | G11385 | P54 | G11387 | P242 |
| G11109 | P34 | G11237 | P294 | G11385 | P132 | G11387 | P246 |
| G11123 | P2 | G11237 | P297 | G11385 | P134 | G11387 | P266 |
| G11123 | P6 | G11242 | P126 | G11385 | P143 | G11387 | P270 |
| G11123 | P10 | G11242 | P301 | G11385 | P147 | G11387 | P280 |
| G11123 | P11 | G11242 | P304 | G11385 | P150 | G11387 | P282 |
| G11123 | P58 | G11242 | P310 | G11385 | P240 | G11387 | P286 |
| G11123 | P106 | G11242 | P312 | G11385 | P242 | G11387 | P288 |
| G11123 | P106 | G11242 | P314 | G11385 | P278 | G11387 | P290 |
| G11123 | P108 | G11242 | P318 | G11385 | P298 | G11387 | P294 |
| G11123 | P112 | G11242 | P320 | G11385 | P301 | G11387 | P297 |
| G11123 | P114 | G11242 | P324 | G11385 | P304 | G11387 | P301 |
| G11123 | P234 | G11249 | P60 | G11385 | P325 | G11387 | P304 |
| G11123 | P335 | G11254 | P94 | G11385 | P326 | G11387 | P310 |
| G11124 | P7 | G11254 | P96 | G11386 | P16 | G11387 | P312 |
| G11124 | P32 | G11271 | P7 | G11386 | P36 | G11387 | P314 |

| Part No. | Page | Part No. | Page | Part No. | Page | Part No. | Page |
|----------|------|----------|------|----------|------|----------|------|
| G11387 | P318 | G11391 | P306 | G11459 | P310 | G11506 | P320 |
| G11387 | P324 | G11391 | P335 | G11459 | P325 | G11506 | P324 |
| G11387 | P330 | G11392 | P30 | G11459 | P326 | G11518 | P48 |
| G11387 | P334 | G11392 | P62 | G11460 | P298 | G11518 | P58 |
| G11389 | P30 | G11392 | P90 | G11460 | P328 | G11519 | P62 |
| G11389 | P32 | G11392 | P288 | G11464 | P68 | G11527 | P23 |
| G11389 | P34 | G11392 | P290 | G11465 | P2 | G11528 | P60 |
| G11389 | P62 | G11393 | P76 | G11467 | P294 | G11528 | P232 |
| G11389 | P84 | G11393 | P90 | G11467 | P297 | G11534 | P92 |
| G11389 | P86 | G11394 | P335 | G11467 | P301 | G11534 | P150 |
| G11389 | P88 | G11396 | P72 | G11467 | P304 | G11539 | P2 |
| G11389 | P94 | G11396 | P150 | G11467 | P310 | G11539 | P10 |
| G11389 | P96 | G11396 | P342 | G11467 | P312 | G11539 | P272 |
| G11389 | P98 | G11400 | P144 | G11467 | P315 | G11552 | P46 |
| G11389 | P98 | G11400 | P147 | G11467 | P318 | G11553 | P143 |
| G11389 | P100 | G11400 | P149 | G11467 | P321 | G11553 | P147 |
| G11389 | P100 | G11408 | P7 | G11467 | P324 | G11553 | P152 |
| G11389 | P102 | G11408 | P106 | G11467 | P325 | G11554 | P328 |
| G11389 | P110 | G11408 | P108 | G11467 | P326 | G11556 | P18 |
| G11389 | P138 | G11408 | P112 | G11467 | P326 | G11561 | P294 |
| G11389 | P140 | G11408 | P114 | G11468 | P282 | G11561 | P297 |
| G11389 | P141 | G11409 | P48 | G11468 | P286 | G11565 | P310 |
| G11389 | P158 | G11409 | P58 | G11468 | P288 | G11565 | P325 |
| G11389 | P228 | G11414 | P235 | G11468 | P291 | G11569 | P301 |
| G11389 | P282 | G11415 | P129 | G11471 | P270 | G11569 | P304 |
| G11389 | P288 | G11415 | P229 | G11471 | P272 | G11570 | P150 |
| G11389 | P294 | G11415 | P234 | G11474 | P54 | G11572 | P92 |
| G11389 | P298 | G11418 | P154 | G11480 | P106 | G11573 | P286 |
| G11389 | P301 | G11428 | P2 | G11480 | P108 | G11573 | P288 |
| G11389 | P304 | G11430 | P234 | G11480 | P114 | G11574 | P310 |
| G11389 | P330 | G11433 | P180 | G11496 | P285 | G11574 | P312 |
| G11389 | P335 | G11445 | P42 | G11496 | P291 | G11574 | P314 |
| G11389 | P342 | G11447 | P42 | G11497 | P288 | G11574 | P318 |
| G11389 | P344 | G11448 | P18 | G11497 | P291 | G11574 | P320 |
| G11391 | P2 | G11455 | P282 | G11498 | P294 | G11574 | P324 |
| G11391 | P4 | G11455 | P286 | G11498 | P297 | G11575 | P301 |
| G11391 | P7 | G11455 | P288 | G11498 | P301 | G11575 | P304 |
| G11391 | P26 | G11455 | P290 | G11498 | P304 | G11575 | P310 |
| G11391 | P32 | G11457 | P282 | G11498 | P310 | G11576 | P283 |
| G11391 | P34 | G11457 | P286 | G11498 | P312 | G11576 | P286 |
| G11391 | P82 | G11458 | P294 | G11498 | P315 | G11576 | P288 |
| G11391 | P88 | G11458 | P297 | G11498 | P318 | G11576 | P290 |
| G11391 | P90 | G11458 | P301 | G11498 | P320 | G11580 | P294 |
| G11391 | P104 | G11458 | P304 | G11498 | P324 | G11583 | P301 |
| G11391 | P110 | G11458 | P310 | G11498 | P325 | G11583 | P304 |
| G11391 | P118 | G11458 | P312 | G11498 | P326 | G11583 | P310 |
| G11391 | P143 | G11458 | P315 | G11499 | P282 | G11583 | P312 |
| G11391 | P147 | G11458 | P318 | G11499 | P286 | G11583 | P315 |
| G11391 | P150 | G11458 | P320 | G11499 | P288 | G11583 | P318 |
| G11391 | P150 | G11458 | P324 | G11499 | P291 | G11583 | P320 |
| G11391 | P154 | G11458 | P325 | G11506 | P310 | G11583 | P324 |
| G11391 | P175 | G11458 | P326 | G11506 | P318 | G11584 | P23 |

Numerical Index

M0247-02

Model 4900

| Part No. | Page | Part No. | Page | Part No. | Page | Part No. | Page |
|----------|------|-------------|------|-----------|------|-----------|------|
| G11588 | P18 | G11701 | P308 | G2701-10 | P165 | G3303-35 | P10 |
| G11588 | P280 | G11703 | P308 | G2701-10 | P169 | G3303-45 | P10 |
| G11590 | P282 | G11705 | P335 | G2702-08 | P172 | G3310-114 | P104 |
| G11590 | P285 | G11707 | P336 | G2702-08 | P174 | G3310-114 | P110 |
| G11590 | P288 | G11709 | P335 | G2702-12 | P172 | G3310-116 | P104 |
| G11590 | P291 | G11710 | P335 | G2702-12 | P174 | G3310-116 | P110 |
| G11602 | P54 | G11711 | P98 | G2703-06 | P162 | G3310-117 | P115 |
| G11616 | P280 | G11711 | P100 | G2703-06 | P165 | G3310-74 | P112 |
| G11618 | P17 | G11711 | P335 | G2703-06 | P170 | G3310-74 | P114 |
| G11619 | P17 | G11712 | P140 | G2704-10 | P161 | G3310-81 | P126 |
| G11619 | P18 | G11712 | P141 | G2704-10 | P165 | G3310-84 | P106 |
| G11644 | P48 | G11713 | P335 | G2704-10 | P170 | G3310-84 | P108 |
| G11644 | P217 | G11717 | P335 | G2704-10 | P177 | G3310-86 | P294 |
| G11652 | P335 | G11720 | P335 | G2704-10 | P246 | G3310-86 | P297 |
| G11659 | P229 | G11793 | P40 | G304-C-10 | P161 | G3310-86 | P301 |
| G11661 | P158 | G11793 | P43 | G304-C-10 | P165 | G3310-86 | P304 |
| G11661 | P294 | G1K248 | P262 | G304-C-10 | P169 | G3310-88 | P112 |
| G11661 | P301 | G1K252 | P262 | G304-C-12 | P161 | G3310-88 | P114 |
| G11662 | P158 | G1K267 | P261 | G304-C-12 | P165 | G3310-88 | P115 |
| G11662 | P294 | G1K268 | P262 | G304-C-12 | P169 | G3400-01 | P106 |
| G11662 | P301 | G1K268 | P276 | G304-C-8 | P147 | G3400-01 | P108 |
| G11665 | P213 | G1K320 | P262 | G304-C-8 | P150 | G3400-01 | P112 |
| G11666 | P310 | G1K321 | P262 | G304-C-8 | P161 | G3400-01 | P114 |
| G11673 | P328 | G1K322 | P262 | G304-C-8 | P165 | G3400-01 | P126 |
| G11677 | P310 | G1K323 | P261 | G304-C-8 | P169 | G3400-03 | P106 |
| G11677 | P312 | G1K345 | P26 | G306-06 | P162 | G3400-03 | P106 |
| G11677 | P315 | G1K362 | P262 | G306-06 | P165 | G3400-03 | P108 |
| G11677 | P318 | G1K363 | P262 | G306-06 | P170 | G3400-03 | P108 |
| G11677 | P320 | G1K378 | P116 | G306-06 | P186 | G3400-03 | P112 |
| G11677 | P324 | G1K379 | P116 | G306-06 | P188 | G3400-03 | P112 |
| G11679 | P310 | G2100-03 | P106 | G306-08 | P161 | G3400-03 | P114 |
| G11679 | P312 | G2100-03 | P106 | G306-08 | P165 | G3400-03 | P114 |
| G11679 | P315 | G2100-03 | P108 | G306-08 | P169 | G4200-01 | P294 |
| G11679 | P318 | G2100-03 | P108 | G306-08 | P169 | G4200-01 | P298 |
| G11679 | P320 | G2100-03 | P112 | G306-08 | P172 | G4200-01 | P314 |
| G11679 | P324 | G2100-03 | P112 | G306-08 | P174 | G4200-01 | P324 |
| G11681 | P308 | G2100-03 | P114 | G306-10 | P161 | G4200-03 | P310 |
| G11682 | P308 | G2100-03 | P114 | G306-10 | P165 | G4200-03 | P318 |
| G11685 | P34 | G2100-03 | P126 | G306-10 | P177 | G4200-05 | P301 |
| G11686 | P104 | G2406-08-10 | P225 | G306-10 | P246 | G4200-05 | P312 |
| G11686 | P110 | G2603-10 | P161 | G306-12 | P172 | G4200-05 | P320 |
| G11687 | P42 | G2603-10 | P165 | G306-12 | P174 | G4200-09 | P294 |
| G11690 | P36 | G2603-10 | P169 | G3302-07 | P144 | G4200-15 | P301 |
| G11693 | P18 | G2603-12 | P162 | G3302-15 | P147 | G4200-15 | P304 |
| G11695 | P90 | G2603-12 | P166 | G3303-102 | P106 | G4201-02 | P288 |
| G11696 | P335 | G2603-12 | P169 | G3303-102 | P108 | G4201-02 | P290 |
| G11698 | P310 | G2700-06-06 | P186 | G3303-102 | P112 | G4201-03 | P282 |
| G11698 | P312 | G2700-06-06 | P188 | G3303-102 | P114 | G4201-03 | P285 |
| G11698 | P315 | G2701-08 | P161 | G3303-108 | P38 | G4201-04 | P290 |
| G11698 | P318 | G2701-08 | P165 | G3303-108 | P43 | G4205-02 | P294 |
| G11698 | P321 | G2701-08 | P169 | G3303-114 | P38 | G4205-04 | P310 |
| G11698 | P324 | G2701-10 | P161 | G3303-114 | P43 | G4205-04 | P312 |

| Part No. | Page | Part No. | Page | Part No. | Page | Part No. | Page |
|-------------------|------|-------------------|------|-------------------|------|--------------------|------|
| G4205-04. | P315 | G6400-10. | P206 | G6408-H06-O | P221 | G6701-12. | P54 |
| G4205-04. | P318 | G6400-10. | P208 | G6408-H08-0. | P206 | G6801-06. | P186 |
| G4205-04. | P321 | G6400-10. | P214 | G6408-H08-0. | P207 | G6801-06. | P188 |
| G4205-04. | P324 | G6400-10. | P219 | G6408-H08-0. | P208 | G6801-06. | P190 |
| G4205-18. | P298 | G6400-10. | P220 | G6408-H08-0. | P209 | G6801-06. | P192 |
| G4301-08. | P294 | G6400-10. | P221 | G6408-H08-0. | P238 | G6801-06. | P198 |
| G4301-08. | P297 | G6400-10-08 | P226 | G6408-H08-0 | P247 | G6801-06. | P200 |
| G4301-11. | P335 | G6400-12. | P206 | G6408-H10-0. | P207 | G6801-06. | P202 |
| G4602-03. | P282 | G6400-12. | P207 | G6408-H10-0. | P219 | G6801-06. | P204 |
| G4602-03. | P285 | G6400-12. | P211 | G6408-H10-0. | P220 | G6801-06-08 | P166 |
| G4602-03. | P288 | G6400-12-10 | P211 | G6408-H10-0. | P221 | G6801-06-08 | P177 |
| G4602-21. | P290 | G6400-L-06 | P213 | G6408-H10-0 | P247 | G6801-06-08 | P246 |
| G4602-30. | P291 | G6400-L-06 | P213 | G6500-06. | P162 | G6801-08. | P76 |
| G5000-08-04 | P301 | G6400-L-06 | P218 | G6500-06. | P165 | G6801-08. | P144 |
| G5000-08-04 | P304 | G6400-L-06 | P235 | G6500-06. | P230 | G6801-08. | P161 |
| G5000-08-04 | P310 | G6400-L-08 | P78 | G6500-06-08 | P225 | G6801-08. | P165 |
| G5000-08-04 | P312 | G6400-L-08 | P235 | G6500-08. | P78 | G6801-08. | P169 |
| G5000-08-04 | P315 | G6400-L-10 | P235 | G6500-08. | P80 | G6801-08. | P182 |
| G5000-08-04 | P318 | G6402-08. | P162 | G6500-08. | P162 | G6801-08. | P184 |
| G5000-08-04 | P321 | G6402-08. | P166 | G6500-08. | P166 | G6801-08. | P207 |
| G5000-08-04 | P324 | G6402-08. | P246 | G6500-08. | P170 | G6801-08. | P210 |
| G5404-08-08 | P225 | G6402-12-12 | P54 | G6500-08. | P224 | G6801-08. | P224 |
| G5406-02P | P136 | G6402-12-12 | P211 | G6500-08. | P230 | G6801-08. | P225 |
| G6400-04-06 | P190 | G6408-04. | P179 | G6500-10. | P161 | G6801-08. | P236 |
| G6400-04-06 | P192 | G6408-06. | P186 | G6500-10. | P166 | G6801-08. | P242 |
| G6400-04-08 | P190 | G6408-06. | P188 | G6500-10. | P169 | G6801-08. | P243 |
| G6400-04-08 | P192 | G6408-08. | P179 | G6500-10. | P177 | G6801-08 | P247 |
| G6400-04-08 | P194 | G6408-08. | P180 | G6500-10. | P206 | G6801-08-06 | P209 |
| G6400-04-08 | P196 | G6408-08. | P190 | G6500-10. | P230 | G6801-08-06 | P240 |
| G6400-06. | P194 | G6408-08. | P192 | G6500-10. | P246 | G6801-10. | P207 |
| G6400-06. | P196 | G6408-08. | P194 | G6500-12. | P206 | G6801-10. | P208 |
| G6400-06. | P212 | G6408-08. | P196 | G6502-08. | P54 | G6801-10. | P209 |
| G6400-06. | | G6408-08. | P198 | G6502-08. | P144 | G6801-10. | P222 |
| G6400-08. | P78 | G6408-08. | P200 | G6502-08. | P147 | G6801-10 | P247 |
| G6400-08. | P80 | G6408-08. | P202 | G6502-08. | P150 | G6801-10-12 | P212 |
| G6400-08. | P147 | G6408-08. | P204 | G6502-08. | P212 | G6801-10-12 | P217 |
| G6400-08. | P150 | G6408-08. | P205 | G6502-10. | P162 | G6801-12. | P54 |
| G6400-08. | P177 | G6408-08. | P206 | G6502-10. | P166 | G6801-12. | P212 |
| G6400-08. | P184 | G6408-08. | P222 | G6502-10. | P170 | G6801-12. | P217 |
| G6400-08. | P206 | G6408-10. | P182 | G6502-10. | P212 | G6801-12. | P239 |
| G6400-08. | P207 | G6408-10. | P184 | G6502-12. | P54 | G6801-20. | P54 |
| G6400-08. | P209 | G6408-12. | P211 | G6506-10-08 | P225 | G6801-20. | P239 |
| G6400-08. | P210 | G6408-H04-0. | P215 | G6600-08. | P54 | G6801-LL-08 | P76 |
| G6400-08. | P214 | G6408-H04-0. | P220 | G6600-10. | P162 | G6801-LL-08 | P161 |
| G6400-08. | P219 | G6408-H04-0. | P221 | G6600-10. | P166 | G6801-LL-08 | P165 |
| G6400-08. | P220 | G6408-H06-0 | P247 | G6600-10. | P170 | G6801-LL-08 | P178 |
| G6400-08. | P221 | G6408-H06-O | P206 | G6602-08. | P206 | G6801-LL-08 | P207 |
| G6400-08. | P225 | G6408-H06-O | P208 | G6602-08. | P228 | G6801-LL-08 | P210 |
| G6400-08-04 | P144 | G6408-H06-O | P209 | G6602-10. | P162 | G6801-LL-08 | P242 |
| G6400-08-04 | P182 | G6408-H06-O | P210 | G6602-10. | P166 | G6801-LL-08 | P246 |
| G6400-08-10 | P211 | G6408-H06-O | P219 | G6602-10. | P170 | G6801-LL-10 | P209 |
| G6400-08-12 | P54 | G6408-H06-O | P220 | G6602-10. | P228 | G6801-LLL-08 | P80 |

Numerical Index

M0247-02

Model 4900

| Part No. | Page | Part No. | Page | Part No. | Page | Part No. | Page |
|----------------|------|--------------|------|--------------|------|--------------|------|
| G6802-08..... | P206 | GA10151..... | P10 | GA12812..... | P252 | GA14808..... | P264 |
| G6802-08..... | P215 | GA10206..... | P276 | GA12812..... | P254 | GA14809..... | P242 |
| G6802-08..... | P215 | GA10206..... | P278 | GA12812..... | P254 | GA14810..... | P328 |
| G6802-08..... | P219 | GA10458..... | P149 | GA12812..... | P280 | GA14812..... | P264 |
| G6802-10..... | P206 | GA10765..... | P46 | GA13078..... | P247 | GA14813..... | P258 |
| G6802-10..... | P215 | GA10799..... | P46 | GA13079..... | P214 | GA14813..... | P325 |
| G6802-10..... | P215 | GA10799..... | P73 | GA13079..... | P219 | GA14813..... | P326 |
| G6802-10..... | P219 | GA11079..... | P82 | GA13079..... | P247 | GA14814..... | P258 |
| G6804-08..... | P207 | GA11287..... | P294 | GA13204..... | P94 | GA14814..... | P325 |
| G6809-08..... | P162 | GA11287..... | P297 | GA13204..... | P96 | GA14814..... | P326 |
| G6809-08..... | P177 | GA11287..... | P301 | GA13204..... | P258 | GA14822..... | P68 |
| G6809-10..... | P245 | GA11287..... | P304 | GA13633..... | P247 | GA14846..... | P129 |
| G7100-234..... | P351 | GA11331..... | P104 | GA13661..... | P247 | GA14846..... | P252 |
| G7100-352..... | P346 | GA11331..... | P106 | GA13719..... | P146 | GA14846..... | P254 |
| G7100-36..... | P348 | GA11331..... | P108 | GA13719..... | P149 | GA14847..... | P252 |
| G7100-370..... | P345 | GA11331..... | P110 | GA13719..... | P154 | GA14847..... | P254 |
| G7100-376..... | P349 | GA11331..... | P112 | GA13793..... | P239 | GA14847..... | P280 |
| G7100-380..... | P347 | GA11331..... | P114 | GA13917..... | P76 | GA14884..... | P234 |
| G7100-381..... | P348 | GA11592..... | P144 | GA13917..... | P238 | GA14885..... | P235 |
| G7100-382..... | P345 | GA11799..... | P221 | GA14016..... | P276 | GA14902..... | P213 |
| G7100-385..... | P348 | GA11915..... | P144 | GA14016..... | P278 | GA14902..... | P213 |
| G7100-385..... | P348 | GA11982..... | P7 | GA14040..... | P62 | GA14902..... | P218 |
| G7100-387..... | P345 | GA11988..... | P134 | GA14041..... | P60 | GA14916..... | P234 |
| G7100-392..... | P349 | GA11989..... | P134 | GA14127..... | P132 | GA14924..... | P135 |
| G7100-393..... | P345 | GA11991..... | P134 | GA14129..... | P70 | GA14930..... | P235 |
| G7100-397..... | P347 | GA12104..... | P134 | GA14133..... | P70 | GA14942..... | P68 |
| G7100-471..... | P349 | GA12104..... | P135 | GA14135..... | P70 | GA15151..... | P154 |
| G7100-474..... | P343 | GA12104..... | P136 | GA14136..... | P70 | GA15162..... | P150 |
| G7100-479..... | P344 | GA12104..... | P328 | GA14152..... | P76 | GA15197..... | P26 |
| G7100-480..... | P350 | GA12192..... | P118 | GA14174..... | P78 | GA15288..... | P263 |
| G7100-481..... | P343 | GA12235..... | P30 | GA14181..... | P182 | GA15290..... | P263 |
| G7100-482..... | P343 | GA12235..... | P32 | GA14184..... | P78 | GA15422..... | P344 |
| G7100-483..... | P343 | GA12235..... | P34 | GA14184..... | P182 | GA15450..... | P11 |
| G7100-484..... | P350 | GA12236..... | P30 | GA14211..... | P182 | GA15451..... | P11 |
| G7100-485..... | P349 | GA12236..... | P32 | GA14251..... | P30 | GA15452..... | P48 |
| G7100-502..... | P351 | GA12236..... | P34 | GA14573..... | P58 | GA15452..... | P58 |
| G7100-504..... | P352 | GA12330..... | P294 | GA14573..... | P212 | GA15463..... | P235 |
| G7100-505..... | P351 | GA12330..... | P297 | GA14574..... | P212 | GA15464..... | P272 |
| G8647x..... | P262 | GA12330..... | P301 | GA14574..... | P217 | GA15473..... | P42 |
| G8891X..... | P18 | GA12330..... | P304 | GA14671..... | P235 | GA15474..... | P42 |
| G8969X..... | P18 | GA12330..... | P330 | GA14799..... | P208 | GA15475..... | P42 |
| GA0160L..... | P149 | GA12403..... | P70 | GA14799..... | P210 | GA15485..... | P256 |
| GA0160R..... | P149 | GA12403..... | P262 | GA14799..... | P224 | GA15485..... | P272 |
| GA0167..... | P150 | GA12552..... | P272 | GA14799..... | P225 | GA15499..... | P162 |
| GA0167..... | P154 | GA12563..... | P263 | GA14799..... | P226 | GA15499..... | P166 |
| GA0237..... | P334 | GA12565..... | P126 | GA14799..... | P243 | GA15499..... | P170 |
| GA0245..... | P150 | GA12661..... | P126 | GA14799..... | P258 | GA15499..... | P172 |
| GA0245..... | P154 | GA12694..... | P106 | GA14804..... | P135 | GA15499..... | P174 |
| GA0257..... | P150 | GA12694..... | P112 | GA14804..... | P265 | GA15499..... | P174 |
| GA0257..... | P154 | GA12694..... | P114 | GA14805..... | P258 | GA15784..... | P240 |
| GA0895..... | P157 | GA12812..... | P129 | GA14807..... | P70 | GA15882..... | P254 |
| GA10054..... | P124 | GA12812..... | P175 | GA14807..... | P258 | GA15883..... | P254 |

| Part No. | Page | Part No. | Page | Part No. | Page | Part No. | Page |
|----------|------|----------|------|----------|------|----------|------|
| GA15884 | P175 | GA17115 | P54 | GA17580 | P7 | GA17952 | P228 |
| GA15884 | P254 | GA17118 | P328 | GA17623 | P132 | GA17984 | P114 |
| GA16081 | P192 | GA17119 | P328 | GA17626 | P198 | GA17984 | P120 |
| GA16081 | P194 | GA1720 | P112 | GA17627 | P198 | GA17985 | P120 |
| GA16081 | P196 | GA1720 | P114 | GA17631 | P129 | GA17994 | P132 |
| GA16081 | P198 | GA17200 | P254 | GA17634 | P10 | GA18001 | P132 |
| GA16081 | P200 | GA17247 | P87 | GA17654 | P76 | GA18004 | P10 |
| GA16081 | P202 | GA17248 | P87 | GA17660 | P4 | GA18044 | P219 |
| GA16081 | P204 | GA17254 | P98 | GA17661 | P108 | GA18045 | P258 |
| GA16094 | P36 | GA17263 | P98 | GA17661 | P112 | GA18050 | P36 |
| GA16094 | P256 | GA17318 | P200 | GA17661 | P114 | GA18050 | P38 |
| GA16096 | P258 | GA17323 | P186 | GA17667 | P202 | GA18057 | P149 |
| GA16097 | P214 | GA17325 | P84 | GA17668 | P202 | GA18073 | P254 |
| GA16157 | P282 | GA17325 | P205 | GA17672 | P190 | GA18098 | P32 |
| GA16157 | P285 | GA17328 | P205 | GA17673 | P190 | GA18098 | P34 |
| GA16157 | P288 | GA17334 | P192 | GA17677 | P194 | GA18099 | P32 |
| GA16157 | P290 | GA17335 | P192 | GA17678 | P194 | GA18099 | P34 |
| GA16308 | P208 | GA17340 | P204 | GA17715 | P146 | GA18100 | P32 |
| GA16308 | P226 | GA17346 | P188 | GA17721 | P146 | GA18100 | P34 |
| GA16333 | P14 | GA17347 | P86 | GA17732 | P149 | GA18101 | P32 |
| GA16343 | P175 | GA17347 | P205 | GA17754 | P23 | GA18101 | P34 |
| GA16343 | P254 | GA17350 | P205 | GA17759 | P98 | GA18102 | P32 |
| GA16374 | P10 | GA17354 | P196 | GA17759 | P157 | GA18102 | P34 |
| GA16374 | P254 | GA17355 | P194 | GA17760 | P157 | GA18110 | P138 |
| GA16375 | P254 | GA17355 | P196 | GA17762 | P156 | GA18111 | P138 |
| GA16382 | P254 | GA17356 | P196 | GA17765 | P100 | GA18112 | P138 |
| GA16386 | P254 | GA17361 | P87 | GA17765 | P156 | GA18113 | P138 |
| GA16428 | P282 | GA17362 | P87 | GA17767 | P149 | GA18129 | P78 |
| GA16428 | P285 | GA17368 | P93 | GA17768 | P149 | GA18129 | P80 |
| GA16428 | P288 | GA17372 | P93 | GA17773 | P23 | GA18130 | P78 |
| GA16428 | P290 | GA17426 | P211 | GA17773 | P24 | GA18130 | P80 |
| GA16752 | P89 | GA17453 | P23 | GA17774 | P23 | GA18163 | P301 |
| GA16753 | P89 | GA17454 | P40 | GA17774 | P24 | GA18163 | P320 |
| GA16760 | P96 | GA17471 | P56 | GA17775 | P40 | GA18166 | P138 |
| GA16837 | P301 | GA17478 | P342 | GA17779 | P118 | GA18170 | P138 |
| GA16837 | P304 | GA17480 | P342 | GA17783 | P118 | GA18180 | P282 |
| GA16864 | P82 | GA17482 | P72 | GA17787 | P88 | GA18180 | P288 |
| GA16878 | P82 | GA17483 | P72 | GA17788 | P88 | GA18181 | P294 |
| GA16884 | P84 | GA17484 | P72 | GA17789 | P88 | GA18181 | P298 |
| GA16884 | P86 | GA17485 | P72 | GA17790 | P88 | GA18181 | P301 |
| GA16886 | P96 | GA17486 | P72 | GA17833 | P266 | GA18181 | P304 |
| GA16886 | P102 | GA17487 | P72 | GA17833 | P266 | GA18181 | P310 |
| GA16887 | P100 | GA17496 | P290 | GA17861 | P209 | GA18181 | P312 |
| GA16887 | P102 | GA17501 | P290 | GA17880 | P48 | GA18181 | P314 |
| GA16888 | P56 | GA17502 | P72 | GA17880 | P217 | GA18181 | P318 |
| GA16927 | P290 | GA17547 | P261 | GA17899 | P285 | GA18181 | P320 |
| GA16997 | P62 | GA17548 | P265 | GA17899 | P288 | GA18181 | P324 |
| GA17032 | P62 | GA17549 | P134 | GA17900 | P285 | GA18182 | P294 |
| GA17033 | P62 | GA17549 | P135 | GA17900 | P290 | GA18182 | P298 |
| GA17034 | P62 | GA17564 | P288 | GA17901 | P282 | GA18182 | P301 |
| GA17113 | P54 | GA17573 | P134 | GA17944 | P119 | GA18182 | P304 |
| GA17114 | P54 | GA17576 | P56 | GA17945 | P119 | GA18182 | P310 |

| Part No. | Page | Part No. | Page | Part No. | Page | Part No. | Page |
|----------|------|----------|------|----------|------|----------|------|
| GA18182 | P312 | GA18451 | P229 | GA18720 | P315 | GA18941 | P321 |
| GA18182 | P314 | GA18456 | P324 | GA18720 | P318 | GA18941 | P324 |
| GA18182 | P318 | GA18457 | P314 | GA18720 | P320 | GA18944 | P256 |
| GA18182 | P320 | GA18458 | P320 | GA18720 | P324 | GA18992 | P209 |
| GA18182 | P324 | GA18459 | P318 | GA18734 | P150 | GA18998 | P208 |
| GA18201 | P20 | GA18466 | P297 | GA18773 | P16 | GA18998 | P210 |
| GA18208 | P22 | GA18467 | P285 | GA18788 | P285 | GA18998 | P236 |
| GA18211 | P132 | GA18468 | P285 | GA18791 | P285 | GA18999 | P208 |
| GA18212 | P132 | GA18469 | P288 | GA18796 | P282 | GA18999 | P210 |
| GA18263 | P129 | GA18469 | P290 | GA18803 | P301 | GA18999 | P236 |
| GA18264 | P129 | GA18482 | P132 | GA18814 | P42 | GA19000 | P98 |
| GA18265 | P129 | GA18485 | P143 | GA18826 | P82 | GA19001 | P98 |
| GA18308 | P238 | GA18485 | P147 | GA18852 | P72 | GA19018 | P46 |
| GA18310 | P54 | GA18485 | P152 | GA18853 | P72 | GA19018 | P56 |
| GA18311 | P334 | GA18486 | P267 | GA18855 | P222 | GA19025 | P334 |
| GA18313 | P92 | GA18514 | P144 | GA18857 | P54 | GA19112 | P18 |
| GA18314 | P92 | GA18514 | P179 | GA18858 | P246 | GA19113 | P18 |
| GA18315 | P92 | GA18515 | P188 | GA18861 | P146 | GA19114 | P18 |
| GA18327 | P301 | GA18529 | P146 | GA18861 | P150 | GA19115 | P18 |
| GA18327 | P304 | GA18530 | P146 | GA18861 | P180 | GA19149 | P270 |
| GA18327 | P310 | GA18531 | P143 | GA18862 | P180 | GA19155 | P217 |
| GA18327 | P312 | GA18532 | P143 | GA18866 | P146 | GA19157 | P76 |
| GA18327 | P314 | GA18533 | P143 | GA18869 | P152 | GA19160 | P328 |
| GA18327 | P318 | GA18533 | P147 | GA18870 | P152 | GA19161 | P328 |
| GA18327 | P320 | GA18534 | P143 | GA18873 | P209 | GA19162 | P328 |
| GA18327 | P324 | GA18536 | P36 | GA18874 | P306 | GA19163 | P328 |
| GA18328 | P301 | GA18536 | P38 | GA18875 | P294 | GA19164 | P328 |
| GA18328 | P320 | GA18547 | P188 | GA18875 | P297 | GA19165 | P328 |
| GA18329 | P301 | GA18550 | P186 | GA18875 | P301 | GA19166 | P328 |
| GA18330 | P320 | GA18574 | P297 | GA18875 | P304 | GA19186 | P93 |
| GA18331 | P301 | GA18574 | P304 | GA18876 | P306 | GA19187 | P93 |
| GA18331 | P320 | GA18575 | P325 | GA18878 | P294 | GA19188 | P120 |
| GA18332 | P324 | GA18576 | P334 | GA18879 | P294 | GA19189 | P120 |
| GA18333 | P324 | GA18590 | P297 | GA18880 | P301 | GA19191 | P232 |
| GA18334 | P324 | GA18590 | P301 | GA18881 | P306 | GA19199 | P126 |
| GA18335 | P301 | GA18590 | P304 | GA18882 | P294 | GA19200 | P126 |
| GA18336 | P301 | GA18593 | P84 | GA18884 | P147 | GA19210 | P254 |
| GA18338 | P301 | GA18593 | P186 | GA18884 | P149 | GA19211 | P254 |
| GA18340 | P326 | GA18594 | P84 | GA18901 | P100 | GA19216 | P254 |
| GA18342 | P290 | GA18594 | P186 | GA18901 | P156 | GA19218 | P254 |
| GA18344 | P304 | GA18605 | P2 | GA18902 | P156 | GA19220 | P175 |
| GA18344 | P314 | GA18605 | P265 | GA18907 | P18 | GA19220 | P254 |
| GA18344 | P324 | GA18607 | P2 | GA18919 | P252 | GA19234 | P92 |
| GA18345 | P297 | GA18610 | P152 | GA18919 | P254 | GA19241 | P276 |
| GA18345 | P314 | GA18611 | P152 | GA18933 | P272 | GA19263 | P254 |
| GA18350 | P266 | GA18710 | P34 | GA18934 | P234 | GA19264 | P254 |
| GA18350 | P266 | GA18711 | P34 | GA18934 | P260 | GA19265 | P254 |
| GA18351 | P6 | GA18712 | P76 | GA18938 | P234 | GA19271 | P234 |
| GA18353 | P6 | GA18712 | P250 | GA18940 | P272 | GA19273 | P232 |
| GA18355 | P242 | GA18720 | P258 | GA18941 | P310 | GA19280 | P82 |
| GA18357 | P243 | GA18720 | P310 | GA18941 | P312 | GA19285 | P72 |
| GA18425 | P46 | GA18720 | P312 | GA18941 | P318 | GA19286 | P72 |

| Part No. | Page | Part No. | Page | Part No. | Page | Part No. | Page |
|----------|------|----------|------|----------|------|----------|------|
| GA19287 | P72 | GA19403 | P256 | GA19444 | P162 | GA20110 | P18 |
| GA19288 | P72 | GA19404 | P129 | GA19444 | P166 | GA20120 | P274 |
| GA19289 | P72 | GA19404 | P265 | GA19444 | P170 | GA20131 | P76 |
| GA19290 | P72 | GA19405 | P234 | GA19480 | P335 | GA20133 | P82 |
| GA19301 | P234 | GA19405 | P260 | GA19823 | P240 | GA2014 | P11 |
| GA19301 | P260 | GA19406 | P234 | GA19835 | P252 | GA2014 | P16 |
| GA19302 | P234 | GA19406 | P260 | GA19836 | P252 | GA2014 | P30 |
| GA19302 | P260 | GA19407 | P264 | GA19836 | P252 | GA2014 | P32 |
| GA19303 | P90 | GA19408 | P256 | GA19836 | P252 | GA2014 | P34 |
| GA19304 | P90 | GA19408 | P272 | GA19837 | P252 | GA20142 | P102 |
| GA19306 | P234 | GA19410 | P232 | GA19837 | P252 | GA20142 | P194 |
| GA19306 | P260 | GA19410 | P260 | GA19868 | P78 | GA20143 | P98 |
| GA19310 | P234 | GA19413 | P250 | GA19883 | P96 | GA20143 | P192 |
| GA19310 | P260 | GA19413 | P260 | GA19884 | P96 | GA20144 | P100 |
| GA19311 | P234 | GA19414 | P250 | GA19885 | P96 | GA20144 | P196 |
| GA19311 | P260 | GA19414 | P258 | GA19885 | P100 | GA2019 | P20 |
| GA19312 | P232 | GA19415 | P250 | GA19885 | P156 | GA2020 | P20 |
| GA19312 | P260 | GA19415 | P260 | GA19886 | P96 | GA20252 | P206 |
| GA19313 | P234 | GA19416 | P250 | GA19886 | P100 | GA20256 | P149 |
| GA19313 | P260 | GA19416 | P258 | GA19886 | P156 | GA20262 | P252 |
| GA19327 | P72 | GA19417 | P250 | GA19887 | P156 | GA20262 | P254 |
| GA19331 | P86 | GA19418 | P250 | GA19888 | P100 | GA20262 | P278 |
| GA19332 | P86 | GA19418 | P260 | GA19890 | P93 | GA20264 | P278 |
| GA19333 | P84 | GA19419 | P2 | GA19891 | P155 | GA20269 | P220 |
| GA19334 | P84 | GA19419 | P265 | GA19891 | P156 | GA20270 | P215 |
| GA19335 | P94 | GA19420 | P250 | GA19892 | P155 | GA20271 | P215 |
| GA19335 | P96 | GA19420 | P258 | GA19957 | P276 | GA20271 | P220 |
| GA19342 | P342 | GA19421 | P258 | GA19958 | P276 | GA20272 | P215 |
| GA19343 | P342 | GA19421 | P310 | GA19959 | P276 | GA20272 | P220 |
| GA19388 | P70 | GA19421 | P312 | GA19962 | P276 | GA20281 | P54 |
| GA19388 | P258 | GA19421 | P315 | GA19963 | P276 | GA20283 | P54 |
| GA19392 | P250 | GA19421 | P318 | GA19971 | P335 | GA20293 | P221 |
| GA19392 | P254 | GA19421 | P320 | GA19998 | P190 | GA20311 | P252 |
| GA19393 | P94 | GA19421 | P324 | GA19998 | P192 | GA20311 | P254 |
| GA19393 | P96 | GA19422 | P129 | GA19998 | P194 | GA20312 | P252 |
| GA19393 | P258 | GA19422 | P265 | GA19998 | P196 | GA20312 | P254 |
| GA19394 | P255 | GA19423 | P256 | GA20001 | | GA20313 | P252 |
| GA19394 | P258 | GA19423 | P272 | GA20002 | P82 | GA20313 | P254 |
| GA19395 | P255 | GA19424 | P250 | GA20060 | P228 | GA20316 | P36 |
| GA19395 | P258 | GA19425 | P250 | GA20065 | P48 | GA20316 | P256 |
| GA19396 | P255 | GA19425 | P255 | GA2007 | P6 | GA20316 | P272 |
| GA19396 | P258 | GA19425 | P258 | GA20075 | P278 | GA20317 | P255 |
| GA19397 | P250 | GA19425 | P260 | GA20077 | P278 | GA20318 | P334 |
| GA19397 | P258 | GA19425 | P270 | GA20088 | P134 | GA20320 | P252 |
| GA19398 | P258 | GA19427 | P256 | GA20088 | P136 | GA20320 | P254 |
| GA19399 | P256 | GA19427 | P264 | GA20103 | P32 | GA20346 | P18 |
| GA19400 | P264 | GA19427 | P265 | GA20106 | P252 | GA20360 | P250 |
| GA19401 | P256 | GA19427 | P270 | GA20106 | P254 | GA20360 | P254 |
| GA19401 | P272 | GA19432 | P162 | GA20106 | P278 | GA20361 | P250 |
| GA19402 | P36 | GA19432 | P166 | GA20107 | P252 | GA20361 | P254 |
| GA19402 | P256 | GA19432 | P170 | GA20107 | P254 | GA20370 | P136 |
| GA19403 | P36 | GA19432 | P209 | GA20107 | P278 | GA20372 | P270 |

Numerical Index

M0247-02

Model 4900

| Part No. | Page | Part No. | Page | Part No. | Page | Part No. | Page |
|----------|------|----------|------|----------|------|----------|------|
| GA20375 | P258 | GA20744 | P68 | GA21108 | P270 | GA21612 | P324 |
| GA20396 | P278 | GA20745 | P68 | GA21110 | P270 | GA21613 | P301 |
| GA2054 | P16 | GA20746 | P17 | GA21122 | P334 | GA21613 | P315 |
| GA20547 | P102 | GA20748 | P285 | GA21123 | P334 | GA21613 | P318 |
| GA20547 | P202 | GA20748 | P290 | GA21136 | P274 | GA21614 | P301 |
| GA20566 | P10 | GA2075 | P36 | GA21137 | P274 | GA21614 | P304 |
| GA20569 | P190 | GA20750 | P334 | GA21143 | P274 | GA21614 | P310 |
| GA20570 | P206 | GA20756 | P90 | GA21152 | P272 | GA21614 | P312 |
| GA20583 | P294 | GA20757 | P88 | GA21154 | P301 | GA21614 | P315 |
| GA20583 | P298 | GA20757 | P90 | GA21160 | P96 | GA21614 | P318 |
| GA20584 | P301 | GA20774 | P90 | GA21160 | P204 | GA21614 | P321 |
| GA20584 | P304 | GA20775 | P88 | GA21161 | P204 | GA21614 | P324 |
| GA20622 | P18 | GA20775 | P90 | GA21209 | P146 | GA21614 | P328 |
| GA20640 | P10 | GA20802 | P112 | GA21209 | P149 | GA21628 | P80 |
| GA20653 | P6 | GA20802 | P121 | GA21332 | P266 | GA21636 | P100 |
| GA20654 | P242 | GA20803 | P112 | GA21333 | P266 | GA21637 | P100 |
| GA20656 | P84 | GA20803 | P121 | GA21406 | P73 | GA21638 | P98 |
| GA20663 | P84 | GA20804 | P121 | GA21456 | P301 | GA21639 | P98 |
| GA20664 | P84 | GA20823 | P87 | GA21456 | P304 | GA21640 | P98 |
| GA20665 | P84 | GA20823 | P89 | GA21456 | P310 | GA21641 | P98 |
| GA20666 | P84 | GA20829 | P334 | GA21456 | P312 | GA21642 | P334 |
| GA20667 | P86 | GA20831 | P334 | GA21456 | P315 | GA21643 | P334 |
| GA20668 | P86 | GA20832 | P334 | GA21456 | P318 | GA21732 | P92 |
| GA2068 | P118 | GA20833 | P334 | GA21456 | P321 | GA21733 | P92 |
| GA2068 | P306 | GA20838 | P334 | GA21456 | P324 | GA21734 | P92 |
| GA20685 | P6 | GA20845 | P334 | GA2148 | P157 | GA21770 | P93 |
| GA20691 | P86 | GA20847 | P334 | GA21489 | P46 | GA2180 | P106 |
| GA20691 | P188 | GA20851 | P334 | GA21490 | P46 | GA2180 | P108 |
| GA20692 | P86 | GA20852 | P334 | GA21494 | P86 | GA2180 | P114 |
| GA20692 | P188 | GA20855 | P334 | GA21499 | P258 | GA21845 | P282 |
| GA20696 | P98 | GA20856 | P334 | GA21508 | P116 | GA21845 | P285 |
| GA20696 | P190 | GA20878 | P18 | GA21512 | P92 | GA21845 | P288 |
| GA20697 | P198 | GA20879 | P18 | GA21513 | P92 | GA21874 | P94 |
| GA20697 | P200 | GA20896 | P315 | GA21514 | P92 | GA22137 | P254 |
| GA20697 | P202 | GA20897 | P254 | GA21515 | P2 | GA22137 | P254 |
| GA20697 | P204 | GA20898 | P254 | GA21517 | P2 | GA22138 | P254 |
| GA20698 | P94 | GA20901 | P2 | GA21585 | P80 | GA22138 | P254 |
| GA20698 | P198 | GA20902 | P2 | GA21585 | P184 | GA22139 | P254 |
| GA20710 | P256 | GA20911 | P335 | GA21588 | P184 | GA22139 | P254 |
| GA20710 | P272 | GA20912 | P335 | GA21594 | P80 | GA22140 | P254 |
| GA20711 | P18 | GA20915 | P2 | GA21595 | P80 | GA22144 | P100 |
| GA20711 | P256 | GA20919 | P106 | GA21598 | P80 | GA22153 | P282 |
| GA20711 | P272 | GA20919 | P108 | GA21599 | P80 | GA22159 | P229 |
| GA20712 | P36 | GA20919 | P112 | GA21601 | P76 | GA22165 | P26 |
| GA20712 | P256 | GA20919 | P114 | GA21605 | P184 | GA22213 | P18 |
| GA20712 | P272 | GA20922 | P225 | GA21611 | P301 | GA22293 | P82 |
| GA20712 | P272 | GA21013 | P94 | GA21611 | P310 | GA22304 | P98 |
| GA20722 | P312 | GA21013 | P200 | GA21612 | P301 | GA22340 | P326 |
| GA20722 | P314 | GA21014 | P200 | GA21612 | P304 | GA2528 | P276 |
| GA20723 | P310 | GA21100 | P141 | GA21612 | P304 | GA2528 | P278 |
| GA20723 | P318 | GA21101 | P141 | GA21612 | P312 | GA2612 | P276 |
| GA20723 | P324 | GA21107 | P149 | GA21612 | P321 | GA2660 | P282 |

| Part No. | Page | Part No. | Page | Part No. | Page | Part No. | Page |
|----------|------|----------|------|----------|------|----------|------|
| GA2660 | P285 | GA5698 | P22 | GA7975 | P14 | GA9846 | P119 |
| GA2660 | P288 | GA5699 | P22 | GA7976 | P14 | GA9856 | P78 |
| GA2660 | P290 | GA5794 | P22 | GA8022 | P252 | GA9856 | P80 |
| GA3413 | P210 | GA5795 | P22 | GA8022 | P252 | GA9978 | P262 |
| GA4082 | P285 | GA5796 | P22 | GA8022 | P254 | GA9979 | P262 |
| GA4082 | P288 | GA5834 | P22 | GA8022 | P254 | GB0110 | P20 |
| GA4293 | P209 | GA5853 | P154 | GA8026 | P261 | GB0115 | P43 |
| GA4293 | P214 | GA5982 | P22 | GA8046 | P262 | GB0116 | P43 |
| GA4293 | P215 | GA6038 | P22 | GA8047 | P262 | GB0120 | P20 |
| GA4293 | P215 | GA6147 | P262 | GA8072 | P144 | GB0186 | P4 |
| GA4293 | P219 | GA6168 | P22 | GA8075 | P144 | GB0213 | P334 |
| GA4293 | P220 | GA6171 | P14 | GA8076 | P144 | GB0218 | P4 |
| GA4293 | P221 | GA6171 | P26 | GA8135 | P106 | GB0218 | P7 |
| GA4293 | P235 | GA6171 | P26 | GA8135 | P108 | GB0218 | P32 |
| GA4293 | P247 | GA6171 | P335 | GA8135 | P112 | GB0218 | P34 |
| GA4376 | P157 | GA6182 | P22 | GA8135 | P114 | GB0218 | P118 |
| GA4377 | P98 | GA6184 | P22 | GA8170 | P144 | GB0218 | P306 |
| GA4377 | P157 | GA6187 | P22 | GA8324 | P11 | GB0230 | P78 |
| GA4722 | P155 | GA6434 | P26 | GA8326 | P43 | GB0230 | P80 |
| GA4722 | P156 | GA6478 | P22 | GA8343 | P20 | GB0234 | P78 |
| GA4723 | P155 | GA6597 | P26 | GA8364 | P43 | GB0234 | P80 |
| GA4723 | P156 | GA6618 | P16 | GA8366 | P38 | GB0239 | P16 |
| GA4727 | P155 | GA6619 | P16 | GA8366 | P43 | GB0239 | P26 |
| GA4729 | P155 | GA6620 | P16 | GA8393 | P124 | GB0254 | P26 |
| GA4729 | P156 | GA6633 | P22 | GA8603 | P28 | GB0265 | P2 |
| GA4736 | P94 | GA6801 | P16 | GA8641 | P28 | GB0266 | P2 |
| GA4736 | P155 | GA6906 | P36 | GA8641 | P28 | GB0267 | P2 |
| GA5105 | P116 | GA6906 | P38 | GA8731 | P276 | GB0276 | P14 |
| GA5106 | P116 | GA6975 | P276 | GA8731 | P278 | GB0278 | P43 |
| GA5107 | P115 | GA6975 | P278 | GA8737 | P276 | GB0282 | P26 |
| GA5107 | P116 | GA7110 | P124 | GA8738 | P278 | GB0285 | P2 |
| GA5108 | P116 | GA7111 | P124 | GA8760 | P30 | GB0287 | P106 |
| GA5109 | P106 | GA7137 | P124 | GA8760 | P32 | GB0287 | P108 |
| GA5109 | P108 | GA7255 | P22 | GA8882 | P182 | GB0287 | P112 |
| GA5109 | P112 | GA7270 | P36 | GA8882 | P184 | GB0287 | P114 |
| GA5109 | P114 | GA7270 | P38 | GA8931 | P297 | GB0287 | P115 |
| GA5109 | P114 | GA7372 | P119 | GA8931 | P332 | GB0315 | P342 |
| GA5109 | P116 | GA7434 | P155 | GA8983 | P282 | GB0331 | P10 |
| GA5110 | P116 | GA7434 | P156 | GA8983 | P286 | GB0361 | P78 |
| GA5110 | P126 | GA7434 | P157 | GA9144 | P261 | GB0383 | P30 |
| GA5111 | P116 | GA7849 | P252 | GA9145 | P144 | GB0387 | P30 |
| GA5112 | P116 | GA7849 | P262 | GA9145 | P146 | GB0387 | P32 |
| GA5113 | P115 | GA7850 | P252 | GA9407 | P332 | GB0387 | P34 |
| GA5113 | P116 | GA7850 | P254 | GA9479 | P124 | GB0397 | P7 |
| GA5113 | P306 | GA7851 | P252 | GA9480 | P124 | GB0410 | P20 |
| GA5116 | P115 | GA7851 | P254 | GA9482 | P124 | GB0425 | P65 |
| GA5164 | P104 | GA7853 | P262 | GA9526 | P78 | GB0427 | P68 |
| GA5600 | P261 | GA7854 | P254 | GA9553 | P118 | GB0429 | P65 |
| GA5624 | P115 | GA7857 | P262 | GA9554 | P118 | GB0430 | P65 |
| GA5654 | P30 | GA7858 | P261 | GA9843 | P104 | GB0430 | P68 |
| GA5654 | P32 | GA7859 | P262 | GA9843 | P110 | GB0431 | P68 |
| GA5654 | P34 | GA7863 | P276 | GA9846 | P118 | GB0433 | P68 |

Numerical Index

M0247-02

Model 4900

| Part No. | Page | Part No. | Page | Part No. | Page | Part No. | Page |
|----------|------|---------------|------|------------|------|-----------|------|
| GB0434 | P68 | GB0969 | P140 | GD1026 | P120 | GD11219 | P38 |
| GB0435 | P68 | GB0973 | P18 | GD1026 | P121 | GD11239 | P43 |
| GB0436 | P68 | GD0453-03 | P144 | GD1026 | P126 | GD11240 | P43 |
| GB0438 | P68 | GD0453-03 | P146 | GD10283 | P154 | GD11286 | P20 |
| GB0444 | P68 | GD0453-07 | P149 | GD1041 | P20 | GD11297 | P43 |
| GB0464 | P30 | GD0652 | P146 | GD1042 | P20 | GD11305 | P38 |
| GB0501 | P68 | GD0652 | P149 | GD10473 | P11 | GD11306 | P11 |
| GB0502 | P68 | GD0677 | P146 | GD10473 | P16 | GD11311 | P20 |
| GB0504 | P11 | GD0704 | P146 | GD10519 | P30 | GD1132 | P30 |
| GB0554 | P154 | GD0704 | P150 | GD10519 | P32 | GD1132 | P32 |
| GB0577 | P42 | GD0746 | P154 | GD10519 | P34 | GD1132 | P34 |
| GB0579 | P42 | GD0752-07 | P179 | GD10538-18 | P234 | GD11413 | P43 |
| GB0634 | P60 | GD0829 | P76 | GD10543 | P124 | GD11423 | P335 |
| GB0655 | P14 | GD0840 | P150 | GD1061 | P43 | GD11424 | P40 |
| GB0673 | P62 | GD0840 | P154 | GD1063 | P43 | GD11474 | P106 |
| GB0676 | P18 | GD0914-10 | P104 | GD1065 | P10 | GD11474 | P112 |
| GB0695 | P24 | GD0914-110.75 | P112 | GD1065 | P120 | GD11489 | P144 |
| GB0696 | P24 | GD0914-110.75 | P114 | GD10674-02 | P144 | GD11489 | P290 |
| GB0697 | P17 | GD0914-134 | P108 | GD10674-07 | P147 | GD11489 | P297 |
| GB0730 | P106 | GD0914-40 | P104 | GD1083 | P20 | GD11489 | P304 |
| GB0730 | P108 | GD0914-71 | P110 | GD1085 | P26 | GD11489 | P320 |
| GB0730 | P112 | GD0914-72 | P106 | GD1086 | P14 | GD11489 | P324 |
| GB0730 | P114 | GD10057-01 | P161 | GD10991 | P14 | GD11490 | P157 |
| GB0733 | P115 | GD10057-01 | P165 | GD10993 | P2 | GD11528 | P20 |
| GB0734 | P115 | GD10057-01 | P169 | GD11001 | P14 | GD11579 | P190 |
| GB0753 | P23 | GD10057-02 | P161 | GD11017 | P11 | GD11579 | P192 |
| GB0754 | P23 | GD10057-02 | P165 | GD1104 | P334 | GD11579 | P194 |
| GB0755 | P24 | GD10057-02 | P169 | GD11079 | P135 | GD11579 | P196 |
| GB0766 | P132 | GD10057-03 | P161 | GD11079 | P136 | GD11580 | P180 |
| GB0772 | P98 | GD10057-03 | P165 | GD11089 | P262 | GD1162 | P351 |
| GB0772 | P100 | GD10057-03 | P169 | GD1109 | P16 | GD11652 | P28 |
| GB0773 | P98 | GD10057-04 | P161 | GD1109 | P26 | GD11677 | P28 |
| GB0773 | P100 | GD10057-04 | P165 | GD11115 | P144 | GD11700 | P294 |
| GB0780 | P17 | GD10057-04 | P169 | GD11115 | P150 | GD11700 | P297 |
| GB0815 | P17 | GD10057-14 | P161 | GD11120 | P124 | GD11700 | P334 |
| GB0816 | P17 | GD10057-14 | P165 | GD11122 | P22 | GD11721 | P297 |
| GB0818 | P18 | GD10057-14 | P169 | GD11123 | P282 | GD11721 | P301 |
| GB0823 | P17 | GD10057-15 | P161 | GD11123 | P285 | GD11721 | P304 |
| GB0827 | P49 | GD10057-15 | P165 | GD11123 | P288 | GD11787 | P20 |
| GB0827 | P50 | GD10057-15 | P169 | GD11123 | P290 | GD11845 | P11 |
| GB0827 | P51 | GD10057-19 | P161 | GD11124 | P282 | GD11845 | P16 |
| GB0902 | P18 | GD10057-19 | P165 | GD1114 | P4 | GD11953 | P335 |
| GB0905 | P62 | GD10057-19 | P169 | GD1114 | P98 | GD11962 | P10 |
| GB0907 | P18 | GD10068 | P124 | GD1114 | P104 | GD11962 | P38 |
| GB0910 | P18 | GD10069 | P124 | GD1114 | P129 | GD11962 | P120 |
| GB0917 | P18 | GD10070 | P124 | GD1114 | P175 | GD11970 | P182 |
| GB0918 | P2 | GD10071 | P124 | GD1114 | P228 | GD11983 | P179 |
| GB0920 | P18 | GD10103 | P124 | GD1114 | P229 | GD11984 | P182 |
| GB0921 | P18 | GD10104 | P124 | GD1114 | P240 | GD11988 | P200 |
| GB0922 | P68 | GD10123 | P124 | GD1116 | P36 | GD1199-06 | P114 |
| GB0927 | P20 | GD1026 | P10 | GD1118 | P36 | GD11993 | P262 |
| GB0928 | P22 | GD1026 | P38 | GD11218 | P120 | GD11994 | P196 |

| Part No. | Page | Part No. | Page | Part No. | Page | Part No. | Page |
|------------|------|------------|------|------------|------|----------|------|
| GD11995 | P196 | GD14528 | P226 | GD18041 | P280 | GD19790 | P20 |
| GD12075 | P213 | GD14528 | P236 | GD18118 | P106 | GD19852 | P68 |
| GD12075 | P213 | GD14529 | P179 | GD18118 | P112 | GD19854 | P68 |
| GD12075 | P218 | GD14562 | P82 | GD18168 | P106 | GD19863 | P68 |
| GD12075 | P235 | GD14627 | P49 | GD18168 | P112 | GD19864 | P68 |
| GD12102 | P179 | GD14627 | P50 | GD18329 | P282 | GD19865 | P68 |
| GD12102 | P190 | GD14627 | P51 | GD18329 | P286 | GD19893 | P60 |
| GD12102 | P192 | GD14901 | P190 | GD1862 | P282 | GD20035 | P60 |
| GD12102 | P194 | GD14901 | P194 | GD1862 | P286 | GD20036 | P60 |
| GD12102 | P205 | GD14907 | P192 | GD1862 | P288 | GD20037 | P62 |
| GD12103 | P200 | GD14910 | P186 | GD1862 | P291 | GD20102 | P78 |
| GD12104 | P182 | GD15100 | P82 | GD18643 | P94 | GD20111 | P282 |
| GD12104 | P196 | GD1512 | P42 | GD18643 | P96 | GD20111 | P285 |
| GD12104 | P202 | GD1512 | P134 | GD18646 | P94 | GD20111 | P288 |
| GD12106 | P186 | GD1512 | P351 | GD18646 | P96 | GD20111 | P290 |
| GD12106 | P204 | GD15386 | P144 | GD18676 | P94 | GD20190 | P78 |
| GD12144 | P190 | GD15406 | P156 | GD18676 | P96 | GD20191 | P78 |
| GD12212 | P179 | GD15489 | P149 | GD18704 | P20 | GD20194 | P56 |
| GD12239 | P182 | GD15532 | P294 | GD18796 | P129 | GD20196 | P56 |
| GD12239 | P190 | GD15532 | P297 | GD18811 | P247 | GD20221 | P182 |
| GD12273 | P190 | GD15532 | P301 | GD18828 | P84 | GD20221 | P184 |
| GD12507 | P192 | GD15532 | P304 | GD18828 | P143 | GD20229 | P78 |
| GD12522 | P186 | GD15568 | P336 | GD18828 | P147 | GD20282 | P70 |
| GD12548 | P180 | GD15605 | P285 | GD19080 | P129 | GD20922 | P60 |
| GD12557 | P135 | GD15605 | P288 | GD19087 | P232 | GD20923 | P60 |
| GD12557 | P136 | GD15605 | P290 | GD19205 | P147 | GD20924 | P234 |
| GD12558 | P135 | GD15725 | P82 | GD19206 | P147 | GD20925 | P234 |
| GD12558 | P136 | GD15792-18 | P49 | GD19212 | P149 | GD21080 | P68 |
| GD12561 | P23 | GD15792-18 | P50 | GD19237 | P135 | GD21142 | P144 |
| GD12561 | P24 | GD15792-18 | P51 | GD19237 | P136 | GD21143 | P144 |
| GD13348 | P261 | GD15803 | P73 | GD19238 | P135 | GD21158 | P328 |
| GD13348 | P294 | GD15803 | P286 | GD19238 | P136 | GD2117 | P351 |
| GD13348 | P297 | GD15804 | P73 | GD19252 | P94 | GD21300 | P48 |
| GD13361 | P2 | GD15849-01 | P46 | GD19252 | P96 | GD21300 | P58 |
| GD13377 | P78 | GD15849-02 | P73 | GD19261 | P202 | GD21300 | P234 |
| GD13401 | P157 | GD15849-04 | P73 | GD19333 | P20 | GD21307 | P78 |
| GD13499 | P244 | GD15939 | P72 | GD19343 | P116 | GD21307 | P80 |
| GD13524-01 | P124 | GD15939 | P342 | GD19344 | P116 | GD21337 | P4 |
| GD13554 | P104 | GD16227 | P82 | GD19383-03 | P162 | GD21540 | P150 |
| GD13554 | P110 | GD16303 | P82 | GD19383-03 | P166 | GD21540 | P154 |
| GD14065 | P26 | GD17078 | P205 | GD19383-03 | P170 | GD22200 | P134 |
| GD14217 | P4 | GD17080 | P205 | GD19440 | P247 | GD22503 | P328 |
| GD14308 | P179 | GD17141 | P132 | GD19508 | P65 | GD22693 | P42 |
| GD14413 | P116 | GD17141 | P135 | GD19508 | P68 | GD22694 | P42 |
| GD14414 | P116 | GD17141 | P136 | GD19509 | P65 | GD22695 | P42 |
| GD14427 | P116 | GD17143 | P134 | GD19635 | P68 | GD22696 | P42 |
| GD14431 | P116 | GD17143 | P135 | GD19659-04 | P56 | GD22968 | P250 |
| GD14432 | P116 | GD17143 | P136 | GD19662 | P198 | GD23002 | P179 |
| GD14512 | P124 | GD17245 | P82 | GD19665 | P68 | GD23226 | P198 |
| GD14513 | P124 | GD1755 | P22 | GD19690-03 | P60 | GD23226 | P200 |
| GD14528 | P224 | GD18010 | P129 | GD19690-04 | P60 | GD23226 | P202 |
| GD14528 | P225 | GD18013 | P263 | GD19695 | P68 | GD23226 | P204 |

| Part No. | Page | Part No. | Page | Part No. | Page | Part No. | Page |
|------------|------|------------|------|----------|------|----------|------|
| GD23382 | P188 | GD25235 | P290 | GD25655 | P138 | GD26274 | P318 |
| GD23450 | P188 | GD25264 | P190 | GD25657 | P138 | GD26274 | P320 |
| GD23451 | P188 | GD25264 | P192 | GD25666 | P10 | GD26274 | P324 |
| GD23591 | P36 | GD25264 | P194 | GD25694 | P78 | GD26274 | P325 |
| GD23802 | P40 | GD25264 | P196 | GD25769 | P198 | GD26274 | P326 |
| GD23803 | P40 | GD25268 | P204 | GD25785 | P76 | GD26304 | P325 |
| GD2423 | P38 | GD25309 | P7 | GD25791 | P116 | GD26304 | P326 |
| GD24385-01 | P62 | GD25359 | P88 | GD25792 | P116 | GD26310 | P70 |
| GD24396 | P82 | GD25379 | P6 | GD25794 | P96 | GD26314 | P243 |
| GD24411 | P92 | GD25380 | P6 | GD25800 | P126 | GD26328 | P106 |
| GD24412 | P92 | GD25383 | P6 | GD25801 | P126 | GD26328 | P108 |
| GD24420 | P90 | GD25384 | P6 | GD25813 | P202 | GD26328 | P112 |
| GD24424 | P84 | GD25386-04 | P92 | GD25860 | P147 | GD26328 | P114 |
| GD24433 | P100 | GD25387-04 | P92 | GD25860 | P149 | GD26329 | P106 |
| GD24434 | P96 | GD25420 | P116 | GD25862 | P150 | GD26338 | P282 |
| GD24435-01 | P96 | GD25421 | P116 | GD25914 | P110 | GD26344 | P301 |
| GD24563 | P62 | GD25422 | P116 | GD25914 | P129 | GD26344 | P310 |
| GD24564 | P62 | GD25423 | P96 | GD25914 | P138 | GD26344 | P312 |
| GD24693 | P62 | GD25424 | P96 | GD25914 | P140 | GD26344 | P318 |
| GD24695 | P62 | GD25486 | P132 | GD25914 | P141 | GD26344 | P320 |
| GD24708 | P23 | GD25499 | P62 | GD25914 | P150 | GD26350 | P328 |
| GD24753 | P62 | GD25499 | P72 | GD25914 | P297 | GD26351 | P328 |
| GD24754 | P62 | GD25499 | P90 | GD25914 | P304 | GD26352 | P328 |
| GD24786-01 | P88 | GD25499 | P90 | GD25914 | P314 | GD26353 | P328 |
| GD24786-01 | P90 | GD25499 | P263 | GD25914 | P324 | GD26354 | P328 |
| GD24786-02 | P88 | GD25499 | P285 | GD25918 | P120 | GD26355 | P328 |
| GD24786-02 | P90 | GD25499 | P290 | GD25953 | P143 | GD26356 | P328 |
| GD24786-03 | P88 | GD25519 | P28 | GD25953 | P147 | GD26357 | P328 |
| GD24786-03 | P89 | GD25522 | P162 | GD25959 | P152 | GD26359 | P328 |
| GD24786-04 | P88 | GD25522 | P166 | GD25965 | P152 | GD26360 | P328 |
| GD24786-04 | P90 | GD25522 | P170 | GD25969 | P149 | GD26361 | P328 |
| GD24821 | P126 | GD25522 | P172 | GD2597 | P150 | GD26386 | P132 |
| GD24879-01 | P62 | GD25522 | P174 | GD2597 | P154 | GD26387 | P132 |
| GD25068 | P4 | GD2558 | P88 | GD26069 | P132 | GD26419 | P20 |
| GD25069 | P4 | GD2558 | P90 | GD26070 | P132 | GD26466 | P198 |
| GD25070 | P4 | GD2558 | P116 | GD26082 | P98 | GD26472 | P282 |
| GD25071 | P2 | GD2558 | P116 | GD26110 | P129 | GD26472 | P285 |
| GD25072 | P2 | GD2558 | P119 | GD26152 | P228 | GD26474 | P290 |
| GD25072 | P11 | GD2558 | P138 | GD26175 | P270 | GD26508 | P228 |
| GD25073 | P2 | GD2558 | P140 | GD26191 | P207 | GD26509 | P56 |
| GD25147 | P18 | GD2558 | P141 | GD26192 | P208 | GD26510 | P211 |
| GD25147 | P18 | GD2558 | P334 | GD26194 | P210 | GD26517 | P54 |
| GD25224 | P92 | GD25619 | P267 | GD26204 | P152 | GD26535 | P282 |
| GD25231 | P88 | GD25638 | P135 | GD26262 | P32 | GD26535 | P285 |
| GD25235 | P62 | GD25638 | P136 | GD26262 | P34 | GD26538 | P138 |
| GD25235 | P88 | GD25639 | P138 | GD26273 | P138 | GD26540 | P304 |
| GD25235 | P88 | GD25644 | P48 | GD26274 | P297 | GD26540 | P314 |
| GD25235 | P230 | GD25644 | P58 | GD26274 | P301 | GD26540 | P324 |
| GD25235 | P270 | GD25648 | P229 | GD26274 | P304 | GD26542 | P304 |
| GD25235 | P282 | GD25649 | P141 | GD26274 | P310 | GD26542 | P324 |
| GD25235 | P285 | GD25650 | P141 | GD26274 | P312 | GD26543 | P141 |
| GD25235 | P290 | GD25651 | P229 | GD26274 | P314 | GD26546 | P141 |

| Part No. | Page | Part No. | Page | Part No. | Page | Part No. | Page |
|----------|------|------------|------|------------|------|--------------|------|
| GD26547 | P90 | GD26996 | P286 | GD27291 | P228 | GD29104-01 | P98 |
| GD26547 | P229 | GD27019 | P230 | GD27429 | P102 | GD29104-01 | P100 |
| GD26572 | P36 | GD27021 | P42 | GD27429 | P246 | GD29104-01 | P102 |
| GD26572 | P38 | GD27023 | P234 | GD27431 | P88 | GD29104-01 | P342 |
| GD26593 | P18 | GD27063 | P228 | GD27432 | P90 | GD29104-02 | P94 |
| GD26597 | P104 | GD27064 | P222 | GD2745-28 | P180 | GD29104-03 | P98 |
| GD26598 | P335 | GD27066 | P180 | GD27510 | P270 | GD29105 | P263 |
| GD26672 | P298 | GD27067 | P180 | GD27512 | P219 | GD29210-01 | P76 |
| GD26672 | P301 | GD27068 | P180 | GD27513 | P214 | GD29210-02 | P76 |
| GD26672 | P304 | GD27087-01 | P96 | GD27514 | P212 | GD29210-03 | P76 |
| GD26690 | P2 | GD27087-01 | P102 | GD27520 | P88 | GD29210-04 | P76 |
| GD26697 | P46 | GD27087-03 | P100 | GD27571 | P120 | GD29314 | P220 |
| GD26754 | P186 | GD27093 | P46 | GD27572 | P120 | GD29315 | P215 |
| GD26754 | P188 | GD27094 | P46 | GD27576 | P232 | GD29315 | P220 |
| GD26775 | P146 | GD27104 | P228 | GD27579 | P232 | GD29318 | P215 |
| GD26789 | P143 | GD27104 | P228 | GD27581 | P126 | GD29318 | P220 |
| GD26789 | P147 | GD27125 | P270 | GD27607 | P60 | GD29318 | P221 |
| GD26790 | P143 | GD27152 | P73 | GD27624 | P92 | GD29319 | P220 |
| GD26790 | P147 | GD27165 | P62 | GD27680 | P217 | GD29319 | P221 |
| GD26802 | P38 | GD27165 | P288 | GD2829 | P276 | GD29321 | P215 |
| GD26803 | P36 | GD27165 | P290 | GD28363 | P232 | GD29322 | P215 |
| GD26804 | P36 | GD27181 | P46 | GD28363 | P260 | GD29323 | P221 |
| GD26804 | P38 | GD27183 | P209 | GD28364 | P232 | GD29324 | P221 |
| GD26816 | P282 | GD27188 | P98 | GD28372 | P280 | GD29326 | P86 |
| GD26816 | P285 | GD27189 | P98 | GD28390 | P2 | GD29327 | P84 |
| GD26816 | P286 | GD27189 | P100 | GD28420 | P4 | GD29328 | P84 |
| GD26816 | P288 | GD27190 | P267 | GD28420 | P32 | GD29401 | P112 |
| GD26872 | P152 | GD27196 | P272 | GD28420 | P34 | GD29401 | P114 |
| GD26918 | P36 | GD27197 | P158 | GD28423 | P308 | GD29419 | P82 |
| GD26919 | P36 | GD27197 | P294 | GD28425 | P84 | GD29425 | P18 |
| GD26948 | P102 | GD27197 | P301 | GD28428 | P86 | GD29458 | P270 |
| GD26948 | P246 | GD27198 | P158 | GD28437 | P228 | GD2947 | P36 |
| GD26949 | P102 | GD27199 | P158 | GD28515 | P42 | GD2947 | P36 |
| GD26949 | P246 | GD27200 | P158 | GD28521 | P234 | GD2947 | P38 |
| GD26954 | P150 | GD27200 | P294 | GD28522 | P232 | GD29470 | P84 |
| GD26955 | P150 | GD27200 | P301 | GD28630 | P150 | GD29470 | P84 |
| GD26962 | P144 | GD27201 | P158 | GD28631 | P18 | GD29470 | P86 |
| GD26966 | P180 | GD27201 | P301 | GD28748 | P206 | GD29470 | P86 |
| GD2697 | P144 | GD27204 | P72 | GD28776 | P18 | GD29488 | P321 |
| GD26970 | P2 | GD2721 | P144 | GD28785 | P334 | GD29489 | P320 |
| GD26971 | P2 | GD2721 | P146 | GD28786 | P334 | GD29489 | P324 |
| GD26972 | P6 | GD2721 | P149 | GD28798 | P188 | GD29490 | P320 |
| GD26973 | P30 | GD2721 | P342 | GD28815 | P156 | GD29490 | P324 |
| GD26974 | P7 | GD27233 | P198 | GD28817 | P155 | GD29491 | P42 |
| GD26982 | P282 | GD27234 | P179 | GD28934 | P270 | GD29492 | P42 |
| GD26982 | P285 | GD27235 | P192 | GD29030-01 | P96 | GD29493 | P36 |
| GD26989 | P267 | GD27235 | P194 | GD29030-02 | P94 | GD29497 | P280 |
| GD26993 | P283 | GD27235 | P196 | GD29030-03 | P96 | GD29501 | P245 |
| GD26993 | P286 | GD27235 | P200 | GD29090 | P215 | GD29502-26 | P285 |
| GD26995 | P283 | GD27238 | P184 | GD29092 | P244 | GD29502-26 | P291 |
| GD26995 | P286 | GD27238 | P204 | GD29103-01 | P84 | GD29502-30 | P282 |
| GD26996 | P283 | GD27290 | P328 | GD29103-01 | P86 | GD29502-31.5 | P288 |

Numerical Index

M0247-02

Model 4900

| Part No. | Page | Part No. | Page | Part No. | Page | Part No. | Page |
|-----------|------|-----------|------|---------------|------|-----------|------|
| GD29509 | P116 | GD30686 | P80 | GD4086 | P166 | GD7426 | P121 |
| GD29518 | P238 | GD30687 | P80 | GD4086 | P170 | GD7426 | P126 |
| GD29534 | P335 | GD30688 | P228 | GD4086 | P172 | GD7803 | P28 |
| GD29541 | P335 | GD30725 | P11 | GD4086 | P174 | GD7804 | P28 |
| GD29601 | P270 | GD30725 | P30 | GD4700 | P119 | GD7864 | P155 |
| GD29602 | P335 | GD30725 | P32 | GD4701 | P119 | GD7864 | P156 |
| GD29603 | P335 | GD30731 | P272 | GD4887-01 | P150 | GD7878 | P22 |
| GD29604 | P270 | GD30778 | P90 | GD4887-27 | P62 | GD7904-09 | P147 |
| GD29624 | P310 | GD30779 | P88 | GD4887-30 | P150 | GD7904-09 | P150 |
| GD29635 | P78 | GD30779 | P90 | GD5625 | P82 | GD7907 | P334 |
| GD29652 | P206 | GD30780 | P90 | GD5857 | P32 | GD8218 | P144 |
| GD29661 | P121 | GD30781 | P88 | GD5857 | P34 | GD8218 | P150 |
| GD29708 | P335 | GD30782 | P88 | GD5857 | P112 | GD8237 | P22 |
| GD29709 | P301 | GD30877 | P336 | GD5857 | P114 | GD8249 | P4 |
| GD29709 | P304 | GD30882 | P48 | GD5857 | P116 | GD8306 | P56 |
| GD2971-05 | P223 | GD30882 | P58 | GD5857 | P118 | GD8460 | P26 |
| GD2971-10 | P38 | GD30882 | P234 | GD5857 | P126 | GD8751 | P261 |
| GD2971-10 | P270 | GD30902 | P124 | GD5857 | P294 | GD8770 | P261 |
| GD2971-11 | P144 | GD30903 | P124 | GD5857 | P297 | GD8771 | P261 |
| GD2971-15 | P54 | GD30945 | P98 | GD5857 | P301 | GD8778 | P22 |
| GD2971-17 | P112 | GD30945 | P100 | GD5857 | P304 | GD8893-04 | P104 |
| GD2971-17 | P114 | GD30945 | P140 | GD5900-37 | P150 | GD8893-04 | P110 |
| GD29730 | P335 | GD30945 | P141 | GD6291 | P54 | GD9093 | P78 |
| GD29731 | P335 | GD31305 | P48 | GD6291 | P272 | GD9093 | P80 |
| GD29757 | P335 | GD31305 | P58 | GD6291 | P301 | GD9120 | P26 |
| GD29760 | P335 | GD31305 | P234 | GD6291 | P304 | GD9254 | P28 |
| GD29797 | P228 | GD31306 | P68 | GD6291 | P314 | GD9290 | P16 |
| GD29814 | P228 | GD31307 | P68 | GD6291 | P318 | GD9464-03 | P80 |
| GD29818 | P335 | GD31325 | P310 | GD6291 | P324 | GD9667 | P124 |
| GD29820 | P335 | GD31326 | P46 | GD6775 | P119 | GD9671 | P124 |
| GD29821 | P334 | GD31328 | P270 | GD6825-04 | P126 | GD9672 | P124 |
| GD2984 | P351 | GD31353 | P26 | GD6825-11.625 | P106 | GD9720 | P32 |
| GD30238 | P200 | GD31423 | P126 | GD6825-11.625 | P108 | GD9720 | P34 |
| GD30273 | P184 | GD31429 | P283 | GD6825-11.625 | P112 | GD9724 | P30 |
| GD30274 | P184 | GD31429 | P286 | GD6825-11.625 | P114 | GD9724 | P32 |
| GD30283 | P110 | GD31466 | P14 | GD6825-12.688 | P108 | GD9724 | P34 |
| GD30284 | P110 | GD31485 | P276 | GD6825-14.625 | P106 | GD9896 | P276 |
| GD30379 | P144 | GD3180-12 | P16 | GD6825-44.625 | P112 | GD9896 | P278 |
| GD30379 | P147 | GD3248 | P150 | GD6825-47 | P112 | GM0247-01 | P352 |
| GD30380 | P150 | GD3421 | P78 | GD6825-47 | P114 | GM0247-02 | P352 |
| GD30396 | P270 | GD3421 | P144 | GD6825-49.50 | P106 | GR0150 | P154 |
| GD30430 | P204 | GD3612 | P2 | GD6825-59 | P108 | GR0151 | P154 |
| GD30644 | P98 | GD3623 | P282 | GD7079 | P155 | GR0155 | P352 |
| GD30644 | P100 | GD3623 | P285 | GD7079 | P156 | GR0155MPP | P352 |
| GD30653 | P140 | GD3623 | P288 | GD7089 | P155 | GR0188 | P334 |
| GD30654 | P140 | GD3623 | P290 | GD7089 | P156 | GR0196 | P43 |
| GD30655 | P140 | GD3860 | P276 | GD7127 | P116 | GR0270 | P98 |
| GD30656 | P140 | GD3951 | P282 | GD7145 | P228 | GR0270 | P157 |
| GD30658 | P140 | GD3951 | P285 | GD7148 | P43 | GR0434 | P334 |
| GD30683 | P80 | GD3951 | P288 | GD7258 | P43 | GR0508 | P282 |
| GD30684 | P80 | GD3951 | P290 | GD7318 | P10 | GR0528 | P155 |
| GD30685 | P80 | GD4086 | P162 | GD7318 | P120 | GR0528 | P156 |

| Part No. | Page | Part No. | Page | Part No. | Page | Part No. | Page |
|----------|------|----------|------|----------|------|-----------|------|
| GR0531 | P156 | GR1045 | P188 | GR1321 | P224 | GR1544 | P332 |
| GR0586 | P262 | GR1045 | P190 | GR1321 | P225 | GR1545 | P332 |
| GR0594 | P262 | GR1045 | P192 | GR1322 | P208 | GR1557 | P106 |
| GR0664 | P20 | GR1045 | P196 | GR1322 | P224 | GR1557 | P108 |
| GR0761 | P210 | GR1045 | P198 | GR1322 | P225 | GR1557 | P112 |
| GR0763 | P210 | GR1045 | P200 | GR1322 | P226 | GR1557 | P114 |
| GR0763 | P243 | GR1045 | P202 | GR1363 | P276 | GR1559 | P332 |
| GR0764 | P243 | GR1045 | P204 | GR1363 | P278 | GR1561 | P332 |
| GR1037 | P78 | GR1045 | P206 | GR1364 | P276 | GR1566 | P332 |
| GR1037 | P80 | GR1045 | P208 | GR1364 | P278 | GR1567 | P332 |
| GR1037 | P144 | GR1045 | P209 | GR1389 | P330 | GR1568 | P332 |
| GR1037 | P147 | GR1045 | P209 | GR1414 | P106 | GR1569 | P20 |
| GR1037 | P150 | GR1045 | P210 | GR1415 | P106 | GR1570MPP | P352 |
| GR1037 | P161 | GR1045 | P212 | GR1415 | P112 | GR1574 | P332 |
| GR1037 | P161 | GR1045 | P213 | GR1415 | P252 | GR1575 | P332 |
| GR1037 | P165 | GR1045 | P213 | GR1415 | P254 | GR1709 | P285 |
| GR1037 | P166 | GR1045 | P217 | GR1465 | P144 | GR1709 | P288 |
| GR1037 | P169 | GR1045 | P219 | GR1465 | P179 | GR1709 | P290 |
| GR1037 | P179 | GR1045 | P235 | GR1465 | P182 | GR1736 | P280 |
| GR1037 | P180 | GR1104 | P330 | GR1466 | P182 | GR1739 | P285 |
| GR1037 | P182 | GR1112 | P330 | GR1466 | P184 | GR1739 | P288 |
| GR1037 | P184 | GR1116 | P330 | GR1466 | P206 | GR1750 | P243 |
| GR1037 | P190 | GR1118 | P330 | GR1466 | P207 | GR1762 | P262 |
| GR1037 | P192 | GR1120 | P330 | GR1466 | P208 | GR1777 | P46 |
| GR1037 | P194 | GR1123 | P330 | GR1466 | P208 | GR1777 | P73 |
| GR1037 | P194 | GR1124 | P330 | GR1466 | P209 | GR1795 | P330 |
| GR1037 | P196 | GR1134 | P330 | GR1466 | P209 | GR1797 | P330 |
| GR1037 | P198 | GR1290 | P276 | GR1466 | P211 | GR1799 | P330 |
| GR1037 | P200 | GR1292 | P42 | GR1466 | P214 | GR1801 | P330 |
| GR1037 | P202 | GR1292 | P276 | GR1466 | P219 | GR1802 | P330 |
| GR1037 | P204 | GR1292 | P278 | GR1466 | P222 | GR1804 | P330 |
| GR1037 | P205 | GR1293 | P106 | GR1466 | P235 | GR1805 | P330 |
| GR1037 | P206 | GR1293 | P108 | GR1466 | P247 | GR1806 | P330 |
| GR1037 | P206 | GR1293 | P112 | GR1467 | P54 | GR1808 | P294 |
| GR1037 | P206 | GR1293 | P114 | GR1467 | P206 | GR1808 | P330 |
| GR1037 | P207 | GR1294 | P106 | GR1467 | P207 | GR1828 | P352 |
| GR1037 | P207 | GR1294 | P108 | GR1467 | P211 | GR1834 | P54 |
| GR1037 | P207 | GR1294 | P112 | GR1467 | P212 | GR1842MPP | P352 |
| GR1037 | P207 | GR1294 | P114 | GR1467 | P217 | GR1846 | P214 |
| GR1037 | P208 | GR1295 | P106 | GR1517 | P192 | GR1846 | P219 |
| GR1037 | P209 | GR1295 | P108 | GR1517 | P202 | GR1846 | P247 |
| GR1037 | P209 | GR1295 | P112 | GR1517 | P204 | GR1848 | P20 |
| GR1037 | P210 | GR1295 | P114 | GR1519 | P182 | GR1897 | P20 |
| GR1037 | P210 | GR1301 | P106 | GR1521 | P179 | GR1912 | P155 |
| GR1037 | P214 | GR1301 | P108 | GR1532 | P180 | GR1912 | P155 |
| GR1037 | P219 | GR1301 | P112 | GR1533 | P332 | GR1912 | P156 |
| GR1037 | P219 | GR1301 | P114 | GR1535 | P332 | GR1919 | P285 |
| GR1037 | P222 | GR1303 | P124 | GR1540 | P332 | GR1919 | P290 |
| GR1037 | P235 | GR1304 | P124 | GR1541 | P332 | GR1921 | P132 |
| GR1037 | P242 | GR1305 | P124 | GR1542 | P332 | GR1921 | P134 |
| GR1045 | P186 | GR1306 | P124 | GR1543 | P330 | GR1939 | P247 |
| GR1045 | P186 | GR1321 | P208 | GR1543 | P332 | GR1941 | P282 |

| Part No. | Page | Part No. | Page | Part No. | Page | Part No. | Page |
|-----------|------|----------|------|----------|------|----------|------|
| GR1941 | P285 | GR2140 | P202 | | | | |
| GR1941 | P288 | GR2141 | P190 | | | | |
| GR1941 | P290 | GR2141 | P194 | | | | |
| GR1943 | P132 | GR2142 | P188 | | | | |
| GR1947 | P65 | GR2144 | P282 | | | | |
| GR1951 | P132 | GR2144 | P285 | | | | |
| GR1960 | P212 | GR2144 | P288 | | | | |
| GR1960 | P217 | GR2144 | P290 | | | | |
| GR1960 | P235 | GR2145 | P198 | | | | |
| GR1961 | P48 | GR2179 | P212 | | | | |
| GR1961 | P58 | GR2179 | P217 | | | | |
| GR1967 | P58 | GR2179 | P235 | | | | |
| GR1968 | P48 | GR2180 | P54 | | | | |
| GR1968 | P58 | GR2181 | P54 | | | | |
| GR1969 | P48 | GR2185 | P330 | | | | |
| GR1969 | P58 | GR2191 | P242 | | | | |
| GR1970 | P48 | GR2218 | P54 | | | | |
| GR1970 | P58 | GR2231 | P184 | | | | |
| GR1971 | P48 | GR2232 | P250 | | | | |
| GR1971 | P58 | GR2232 | P255 | | | | |
| GR1977 | P58 | GR2232 | P258 | | | | |
| GR1978 | P48 | GR2232 | P260 | | | | |
| GR1978 | P58 | GR2232 | P270 | | | | |
| GR1979 | P48 | GR2233 | P132 | | | | |
| GR1979 | P58 | GR2235 | P242 | | | | |
| GR2003 | P330 | | | | | | |
| GR2041 | P219 | | | | | | |
| GR2041 | P235 | | | | | | |
| GR2041 | P247 | | | | | | |
| GR2056 | P282 | | | | | | |
| GR2056 | P285 | | | | | | |
| GR2056 | P288 | | | | | | |
| GR2056 | P290 | | | | | | |
| GR2109 | P48 | | | | | | |
| GR2109 | P58 | | | | | | |
| GR2110 | P200 | | | | | | |
| GR2111 | P186 | | | | | | |
| GR2112 | P205 | | | | | | |
| GR2113 | P192 | | | | | | |
| GR2114 | P204 | | | | | | |
| GR2115 | P196 | | | | | | |
| GR2124 | P106 | | | | | | |
| GR2124 | P108 | | | | | | |
| GR2124 | P112 | | | | | | |
| GR2124 | P114 | | | | | | |
| GR2125 | P106 | | | | | | |
| GR2125 | P108 | | | | | | |
| GR2125 | P112 | | | | | | |
| GR2125 | P114 | | | | | | |
| GR2126 | P234 | | | | | | |
| GR2127 | P352 | | | | | | |
| GR2127MPP | P352 | | | | | | |

This page left blank intentionally.