

MODEL 3800 FRONT FOLDING PLANTER PARTS MANUAL

M0235-02

Rev. 8/12

This manual applies to: Model: 3800 and 3800 ASD Front Folding Planters
2010 Production and on

Record the model number and serial number of your planter along with date purchased:

Serial Number _____

Date Purchased _____

Information in this manual was current at time of printing. However, due to Kinze's ongoing product improvement, production changes may cause your machine to appear slightly different in detail. Kinze Manufacturing, Inc. reserves the right to change specifications or design without notice and without incurring obligation to install the same on machines previously manufactured.

Right hand (R.H.) and left hand (L.H.), as used throughout this manual, are determined by facing in the direction the machine will travel when in use, unless otherwise stated.

ROW UNIT

Shank Assembly, Seed Tube, and Depth Adjustment P1

Parallel Arms, Mounting Support Plate,
and Pneumatic Down Pressure Package P3

Air Clutch, Pull Row Unit P5

Parallel Arms, Mounting Support Plate,
and Quick Adjustable Down Force Springs P7

Ag Leader Electric Clutch P9

15" Seed Opener Disc Blade/Bearing
Assembly and Scrapers P11

Gauge Wheels P13

"V" Closing Wheels P15

Drag Closing Attachment P17

Hopper Support and Meter Drive P19

Seed Hopper and Lid P21

Finger Pickup Seed Meter P23

Brush-Type Seed Meter P25

EdgeVac Seed Meter P27

Granular Chemical Hopper and
Hopper Panel Extension P29

Granular Chemical Meter and Meter Drive P32

Granular Chemical Banding Options P33

Spring Tooth Incorporator P35

Row Unit Mounted No Till Coulter P36

Row Unit Mounted Disc Furrower P37

Row Unit Mounted Residue Wheel P39

Coulter Mounted Residue Wheels P41

Frame Mounted Coulter W/Residue Wheels P43

EDGEVAC SYSTEM

PTO Assembly P45

Vacuum Fan Hydraulic Components P47

PTO Pump Assembly P49

Vacuum Fan Hydraulic Motor Assembly P50

Vacuum Fan Motor Valve Block Assembly
(Located On Both Sides Of Planter) P51

Vacuum System P53

Manifolds and Distribution Hoses P55

Rear Manifolds and Lights (Conventional) P57

PTO Assembly on Hitch P59

AIR SEED DELIVERY SYSTEM (ASD)

ASD Fan System P61

ASD Hydraulic Schematic P63

ASD Hoses, 24 Row P65

ASD Hose Trays P67

ASD Tank Mount P69

ASD Entrainer Assembly P71

ASD Tank Assembly (Prior to 2013 Production) P73

ASD Tank Assembly (2013 Production and on) P75

ASD Scale Package P77

ASD Mechanical Row Unit P79

ASD EdgeVac Row Unit P81

ASD Catwalk P83

BASE MACHINE

Inner/Outer Fixed Hitch P85

Drawbar Hitch P87

Center Toolbar/Rear H-Frame Assembly P89

Rock Shaft Axle Assembly and Wheels P91

Transport Axle Assembly and Wheels P93

Stub Wing P95

Outer Wing P96

Draft Link P97

Lift/Gauge Wheel P99

L.H. Hydraulic Driveline Assembly P101

R.H. Hydraulic Driveline Assembly P103

R.H. Hydraulic Motor Driveline Assembly P107

L.H. Hydraulic Motor Driveline Assembly P109

Clutch Valve Assemblies P111

Pneumatic Down Pressure Control Console,
Sending Unit, and Harnesses P113

Air Compressor, Dual Solenoid Assembly,
Tubing, and Fittings P115

Accumulator Assembly P117

Row Marker Assembly P118

Row Marker Spindle/Hub/Blade P121

HYDRAULICS

Row Marker Cylinder P123

Master Cylinder P124

Wing Fold Cylinder P125

Slave/Lift Assist Cylinders P126

Tongue Latch and Slide Latch Cylinder P128

Transport Axle Cylinder P129

Hydraulic Hitch Cylinder P131

Hydraulic Motor P132

Valve Blocks - Located On Hitch P133

Valve Block - Located at Center of Rear H-Frame P135

L.H. Junction Block - Located on Wing P136

R.H. Junction Block - Located on Wing P137

R.H. Junction Block - Located on Wing P138

Solenoid Valve (G1K276) P139

Solenoid Valve (G1K275) P139

Hydraulic Hoses and Fittings P141

Hydraulic Drive Hose Routings	P143
Drawbar Hitch Hydraulic Schematics	P145

ELECTRONICS

Electrical Components (Planter Control Console)	P147
Electrical Components (Lights)	P149
Miscellaneous Vision, Cobalt, and Integra Parts	P152
Planter Monitor Module (PMM)	P153
Integra Display (Prior to 2013 Production)	P155
Kinze Vision Display	P157
Kinze Cobalt Display (Prior to 2013 Production)	P159
ISOBUS Electric Clutch Package	P161
Ag Leader Electric Clutch Package	P163
ISOBUS Retrofit Cabling Package - Integra	P165

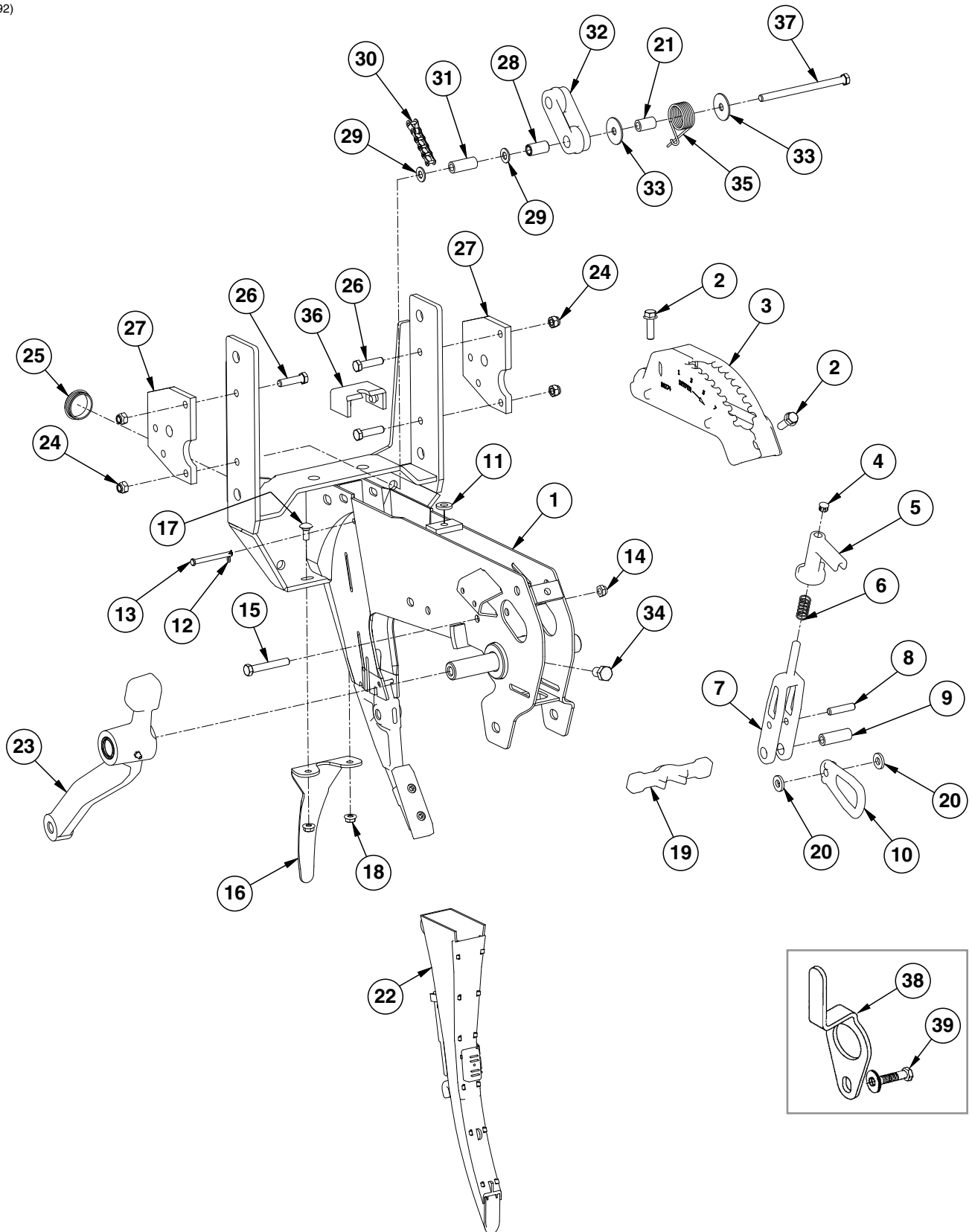
FERTILIZER

Notched Single Disc Fertilizer Opener	P167
Depth/Gauge Wheel Attachment for Notched Single Disc Fertilizer Opener	P169
Fertilizer Opener Mounts	P170
Liquid Fertilizer Tanks, Saddles, Saddle Mounts, and Hoses (Conventional)	P171
Liquid Fertilizer Tanks, Saddles, Saddle Mounts, and Hoses (ASD)	P173
Liquid Fertilizer PTO Shields	P175
Liquid Fertilizer Piston Pump Mount and Ground Drive Wheel	P177
Liquid Fertilizer Flow Divider Mount and Hoses	P179
Liquid Fertilizer Piston Pump (Uses 18 Tooth Sprocket)	P181
Liquid Fertilizer Piston Pump Flow Divider	P183
Rear Trailer Hitch	P184

DECALS, PAINT, AND MISCELLANEOUS P185

NUMERICAL INDEX P198

(IP1492)

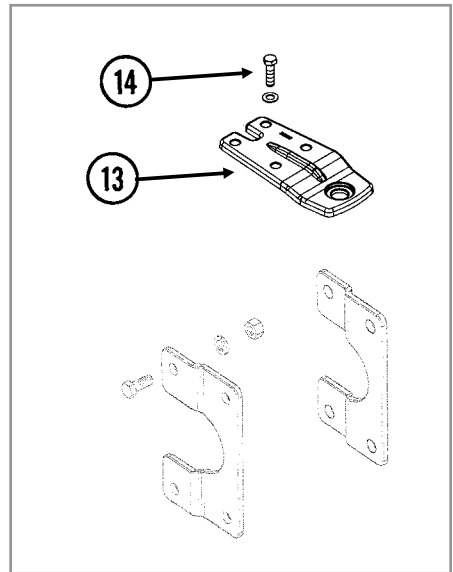
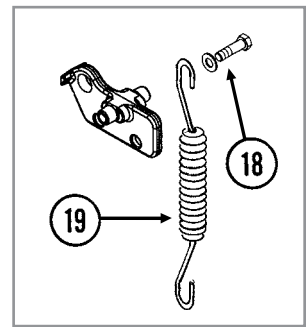
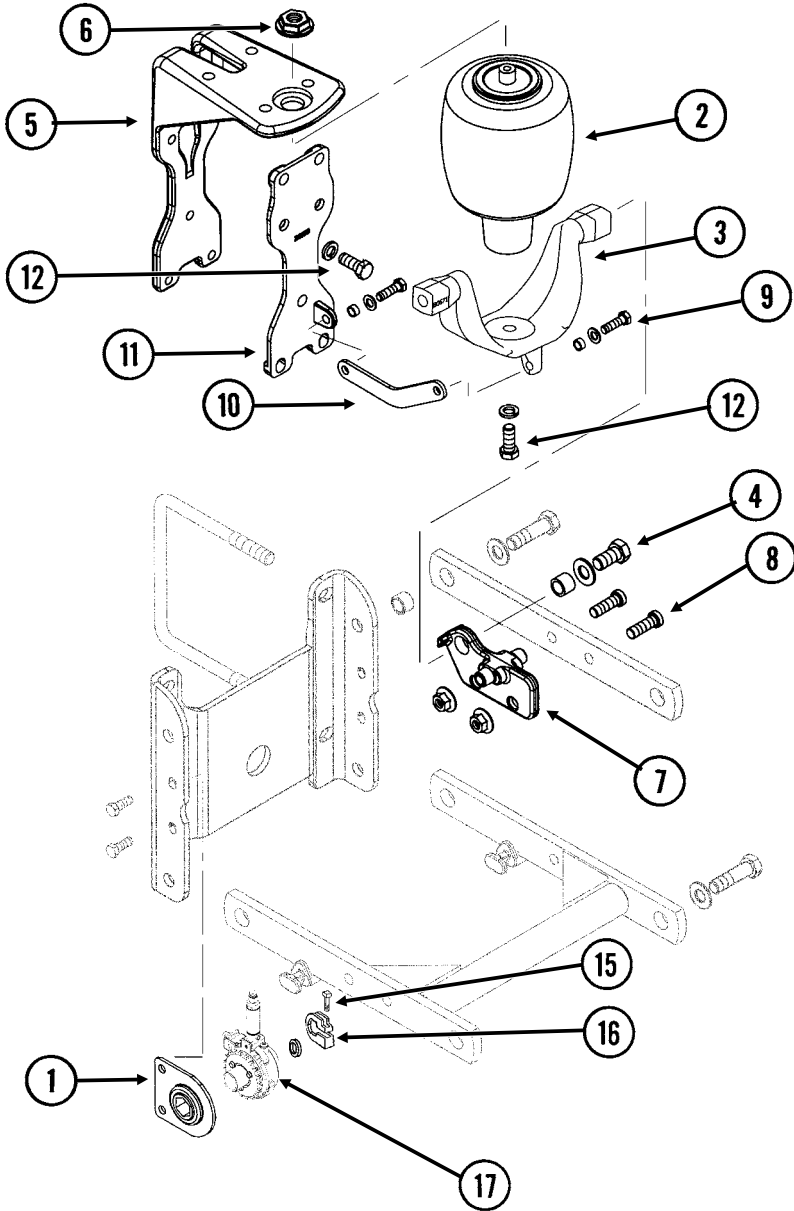


ITEM	PART NO.	QTY. (Per Row)	DESCRIPTION
1	GA10157	1	Shank W/Gauge Wheel Pivot Spindle And Set Screw
2	G11015	2	Hex Washer Head Cap Screw, 3/8"-16 x 1 1/4"
3	GB0274	1	Cover, Depth Adjustment
4	GD3612	1	Cap Plug
5	GB0266	1	Handle, Depth Adjustment
6	GD10993	1	Spring
7	GB0267	1	Lever, Depth Adjustment
8	GD13361	1	Pin, 3/8" x 1 2/3"
9	GD11259	1	Sleeve, 3/8" I.D. x 5/8" O.D. x 1 25/32" Long
10	GB0285	1	Collar, Depth Adjustment
11	G10207	1	Washer, 7/8" O.D. x 1 3/32" I.D. x .134" (If Applicable)
12	G10669	1	Hair Pin Clip, No. 22
13	G10551	1	Clevis Pin, 1/4" x 2 1/2"
14	G11007	1	Lock Nut, 3/8"-24, Grade C
15	G11008	1	Hex Head Cap Screw, 3/8"-24 x 2 1/2", Grade 8
16	GD1033	1	Shield
17	G10312	2	Carriage Bolt, 5/16"-18 x 3/4"
18	G10620	2	Serrated Flange Nut, 5/16"-18
19	GB0265	1	Pivot Link, Depth Adjustment
20	G10207	2	Washer, 7/8" O.D. x 1 3/32" I.D. x .134"
21	GD7318	1	Sleeve, 1" Long
22	GA15287	1	See "Planter Montior Module (PMM)" on page P153
23	GA7975	1	See "Gauge Wheels" on page P13
24	G10108	4	Lock Nut, 3/8"-16
25	GD11845	1	Dust Cap
26	G10003	3	Hex Head Cap Screw, 3/8"-16 x 1 1/2"
27	GD24545	2	Stop
28	GD1026	1	Sleeve, 1 3/16" Long
29	G11387	2	Flat Washer, 3/8" SAE
30	G3303-98	-	Chain, No. 41, 98 Pitch Including Connector Link (Mechanical)
	G3303-108	-	Chain, No. 41, 108 Pitch Including Connector Link (EdgeVac)
	G3303-16	-	Chain, No. 41, 16 Pitch Including Connector Link (Used W/Row Unit Extension Brackets)
	G3303-114	-	Chain, No. 41, 114 Pitch Including Connector Link (Mechanical - 4 Center Rows Only)
	G3303-124	-	Chain, No. 41, 124 Pitch Including Connector Link (EdgeVac - 4 Center Rows Only)
	GR0196	-	Connector Link, No. 41
31	GD23773	1	Chain Idler Spacer
32	GD11962	1	Idler
33	G10201	2	Special Washer, 3/8" x 1 1/2" O.D.
34	G10438	1	Hex Head Cap Screw, 1/2"-13 x 3/4"
35	GD1065	1	Idler Spring
36	GD16245	1	Sun Shade (Rubber)
37	G10687	1	Hex Head Cap Screw, 3/8"-16 x 5 1/2"
38	GD17014	1	Hose Guide
39	G10047	1	Hex Head Cap Screw, 3/8"-16 x 1 3/4"
	G11387	2-3	Flat Washer, 3/8" SAE
	G10108	1	Lock Nut, 3/8"-16

(RU157d/RU157c/A12405)

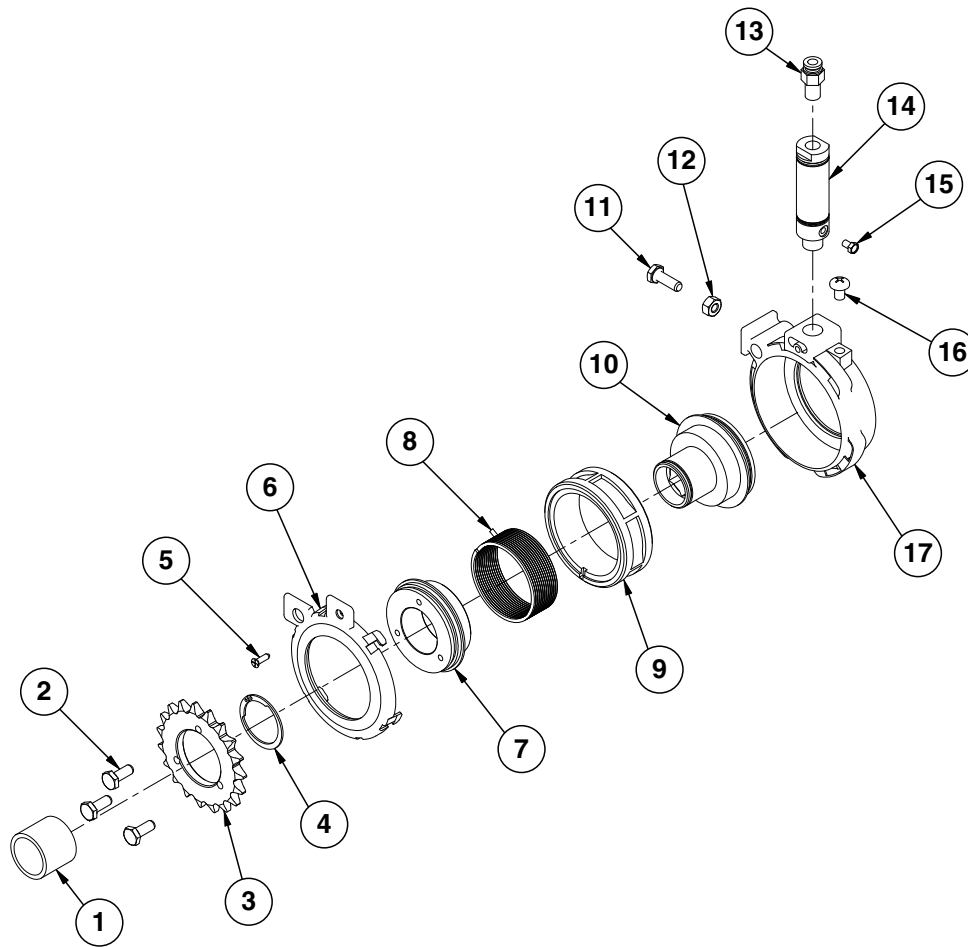
Pull Row Unit Shown

NOTE: Items that are not referenced on this page may be referenced on [page P7](#).



ITEM	PART NO.	QTY. (Per Row)	DESCRIPTION
1	GA2180	1	Hanger Bearing, 7/8" Hex Bore
2	GA11982	1	Air Spring Assembly
3	GD23995	1	Saddle
4	G11018	2	Hex Head Cap Screw, 5/8"-18 x 1 1/4"
	G11391	2	Flat Washer, 5/8" SAE
	GD3180-30	2	Sleeve, 7/8" O.D. x 5/8" I.D. x 2 1/32"
5	GB0396	1	Head Mount
6	GB0397	1	Shoulder Nut, 3/4"-16
7	GB0395	2	Bracket
8	G11220	4	Hex Socket Cap Screw, 1/2"-13 x 1 1/2"
	G10071	4	Serrated Flange Nut, 1/2"-13
9	G10004	2	Hex Head Cap Screw, 3/8"-16 x 1 1/4"
	G11387	2	Flat Washer, 3/8" SAE
	GD11963-04	2	Spacer, 1/4"
	G10108	2	Lock Nut, 3/8"-16
10	GD17794	1	Link (Not applicable with row unit extension brackets)
11	GB0393	1	Plate
12	G10037	7	Hex Head Cap Screw, 1/2"-13 x 1 1/4"
	G11389	2	Flat Washer, 1/2" SAE (Lower Two Holes Only)
	G10228	7	Lock Washer, 1/2"
13	GB0398	1	Extension
14	G10016	4	Hex Head Cap Screw, 1/2"-13 x 2"
	G11389	4	Flat Washer, 1/2" SAE
	G10111	4	Lock Nut, 1/2"-13
15	G10130	-	Square Head Machine Bolt, 5/16"-18 x 1 3/4"
	G10923	-	Flange Nut, 5/16"-18, No Serration
16	GD11045	-	Lock Clamp
17	---	-	See "Air Clutch, Pull Row Unit" on page P5
18	G10438	2	Hex Head Cap Screw, 1/2"-13 x 3/4"
	G11389		Flat Washer, 1/2" SAE
19	---	-	See "Parallel Arms, Mounting Support Plate, and Quick Adjustable Down Force Springs" on page P7
A	G6325X	-	U-Bolt Package For 5" x 7" Toolbar, Includes: (2) GD1113, (4) G10230, (4) G10104
B	G1K465	-	Pull Row Unit Assist Springs Package, Includes: (2) G10438, (2) G11389 And (2) GD8249

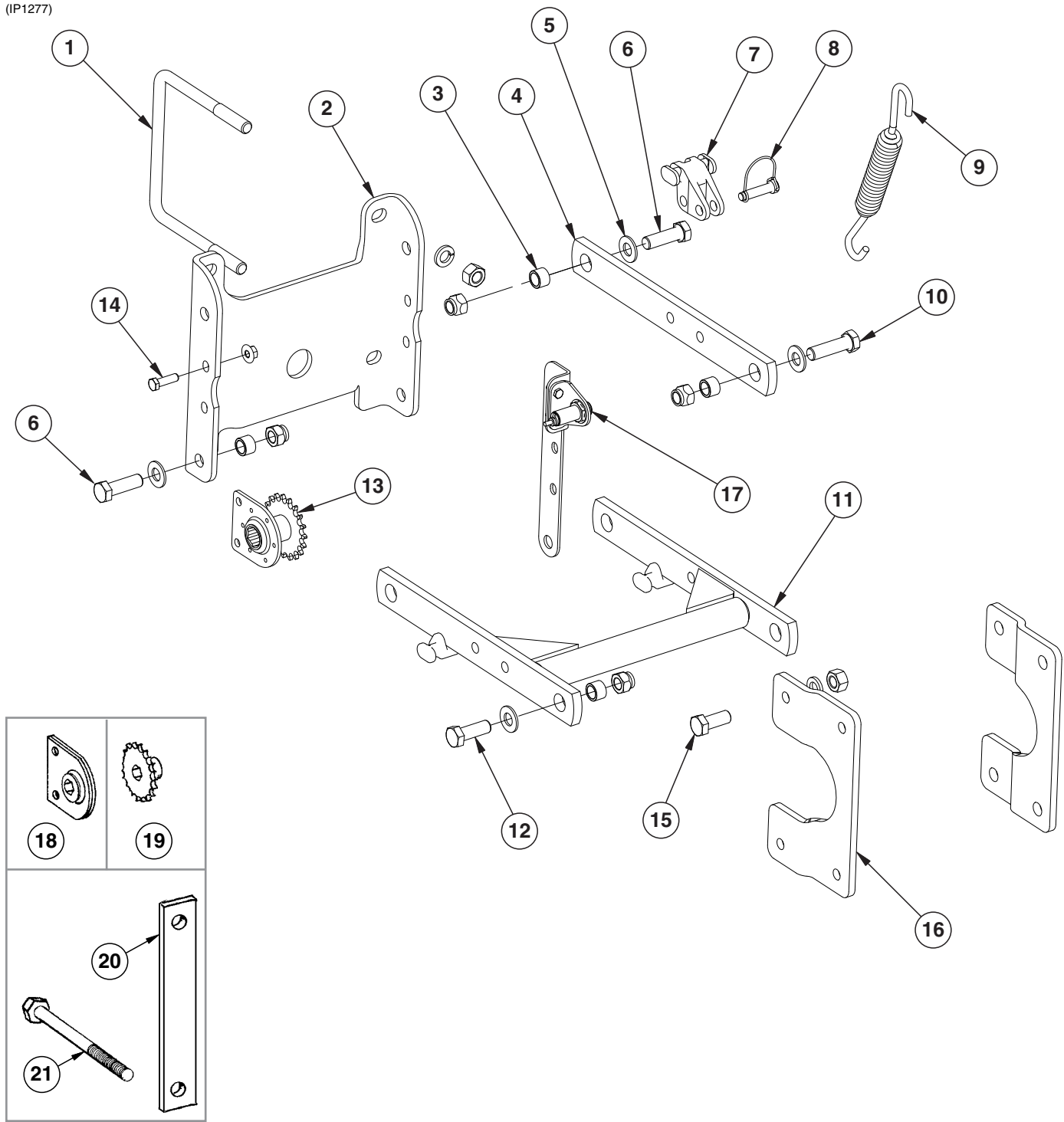
(IP1265)



ITEM	PART NO.	QTY. (Per Row)	DESCRIPTION
1	GD18891	1	Spacer, 1 1/4" O.D. x 1"
2	G11239	3	Hex Head Cap Screw, 10-32 x 1/2"
3	GR1831	1	Sprocket, 19 Tooth
4	G11295	1	Retaining Ring
5	G11243	1	Slotted Flat Head Machine Screw, No. 8-32 x 1/2", Stainless Steel
6	GR1894	1	Air Housing Cover
7	GR1829	1	Sprocket Hub
8	GR1813	1	Clutch Spring
9	GR1818	1	Ratchet Gear
10	GR1830	1	Hex Bushing
11	G10023	1	Hex Head Cap Screw, 1/4"-20 x 3/4"
12	G10103	1	Hex Nut, 1/4"-20
13	GR1819	1	Push Connect, 1/8" NPT Male x 1/4"
14	GR1896	1	Air Cylinder (Includes Items 13 and 15)
15	GR1898	1	Filter
16	G11296	1	Pan Head Machine Screw, 1/4"-20 x 3/4" x 3/4"
17	GR1895	1	Air Clutch Housing
A	GA12405	-	Air Clutch Assembly, (Items 1-17)

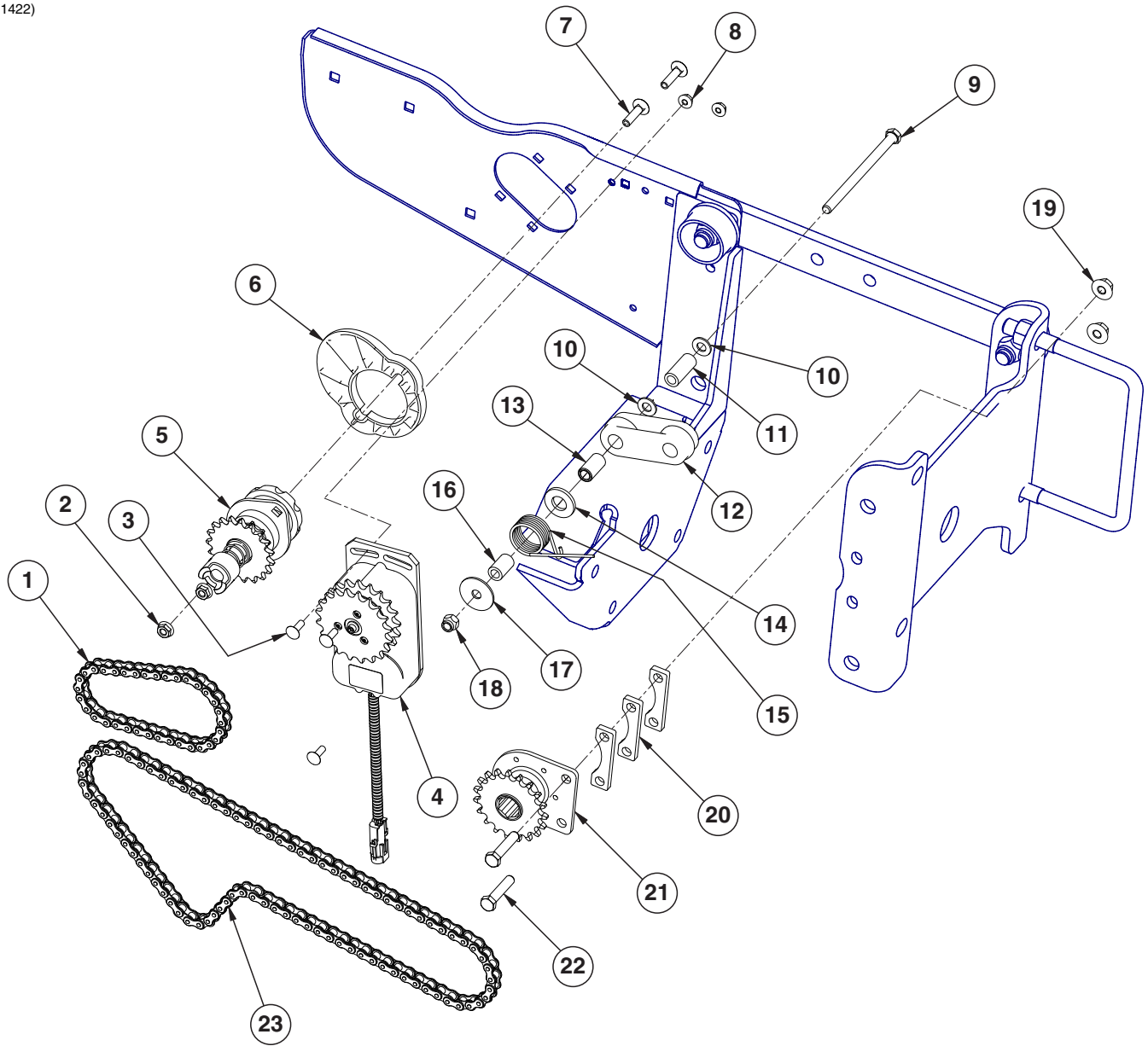
This page left blank intentionally.

(IP1277)



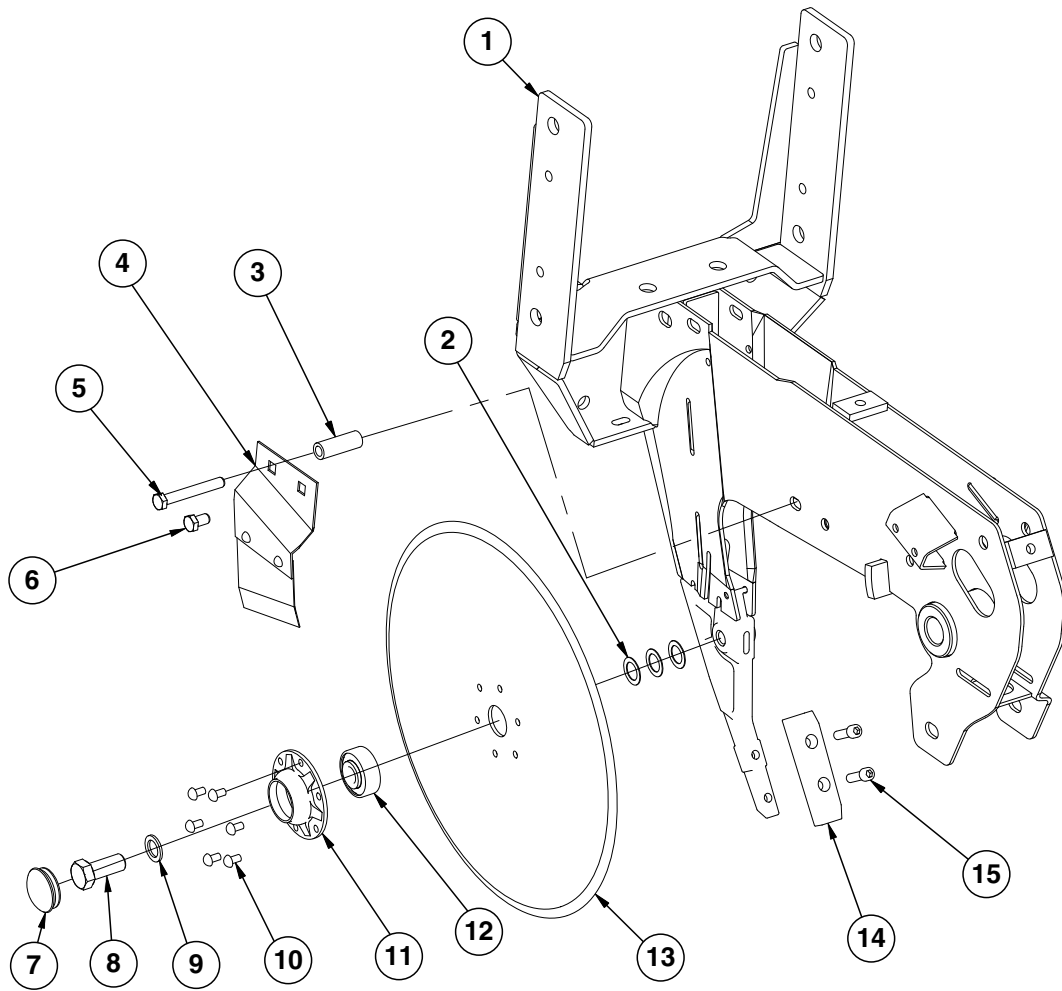
ITEM	PART NO.	QTY. (Per Row)	DESCRIPTION
1	GD1113	2	U-Bolt, 5" x 7" x 5/8"-11
	G10230	4	Lock Washer, 5/8"
	G10104	4	Hex Nut, 5/8"-11
2	GD10036	1	Mounting Support Plate
3	GB0218	8	Bushing, 2 1/32" I.D. x 7/8" O.D. x 1 9/32" Long
4	GD11422	2	Upper Parallel Arm
5	G11391	8	Flat Washer, 5/8" SAE
6	G10732	4	Hex Head Cap Screw, 5/8"-18 x 2"
	G11514	4	Lock Nut, 5/8"-18
7	GB0186	2	Spring Anchor
8	GD14217	2	Tab Lock Pin, 7/16" x 1 1/2"
9	GD8249	4	Standard Down Pressure Spring
	GD21337		Heavy Duty Down Pressure Spring
10	G10752	2	Hex Head Cap Screw, 5/8"-18 x 2 1/4"
	G11514	2	Lock Nut, 5/8"-18
11	GA5651	1	Lower Parallel Arm
12	G10751	2	Hex Head Cap Screw, 5/8"-18 x 1 3/4"
	G11514	2	Lock Nut, 5/8"-18
13	GA1720	1	Bearing/Sprocket, 7/8" Hex Bore
14	G10004	2	Hex Head Cap Screw, 3/8"-16 x 1 1/4"
	G11091	2	Serrated Flange Nut, 3/8"-16
15	G10007	4	Hex Head Cap Screw, 5/8"-11 x 1 1/2"
	G10230	4	Lock Washer, 5/8"
	G10104	4	Hex Nut, 5/8"-11
16	GB0366	2	Extension Bracket
17	GA16830	1	Sensor
	GA16868	1	Implement Switch Adapter Cable
	GD24352	1	Sensor Bracket
	GD24126	1	Implement Switch Bracket, Long
	G11491	2	Washer
	G10110	2	Lock Nut, 1/4"-20, Grade B
	G11385	2	Flat Washer, 1/4" SAE
	G10023	2	Hex Head Cap Screw, 1/4"-20 x 3/4"
18	GA2180	-	Hanger Bearing, 7/8" Hex Bore
19	GA11255	-	Sprocket, 19 Tooth
20	GD1908	-	Mounting Bracket
21	G10152	-	Hex Head Cap Screw, 5/8"-11 x 9"
	G11391	-	Flat Washer, 5/8" SAE
	G10230	4	Lock Washer, 5/8"
	G10104	4	Hex Nut, 5/8"-11
A	G6325X	-	U-Bolt Package For 5" x 7" Toolbar, Includes: (2) GD1113, (4) G10230, (4) G10104
B	G1K528	-	Implement Switch Kit, Includes: (1)A16868, (1)A16829, and (1)IS826 (Replaces GA13593)

(IP1422)



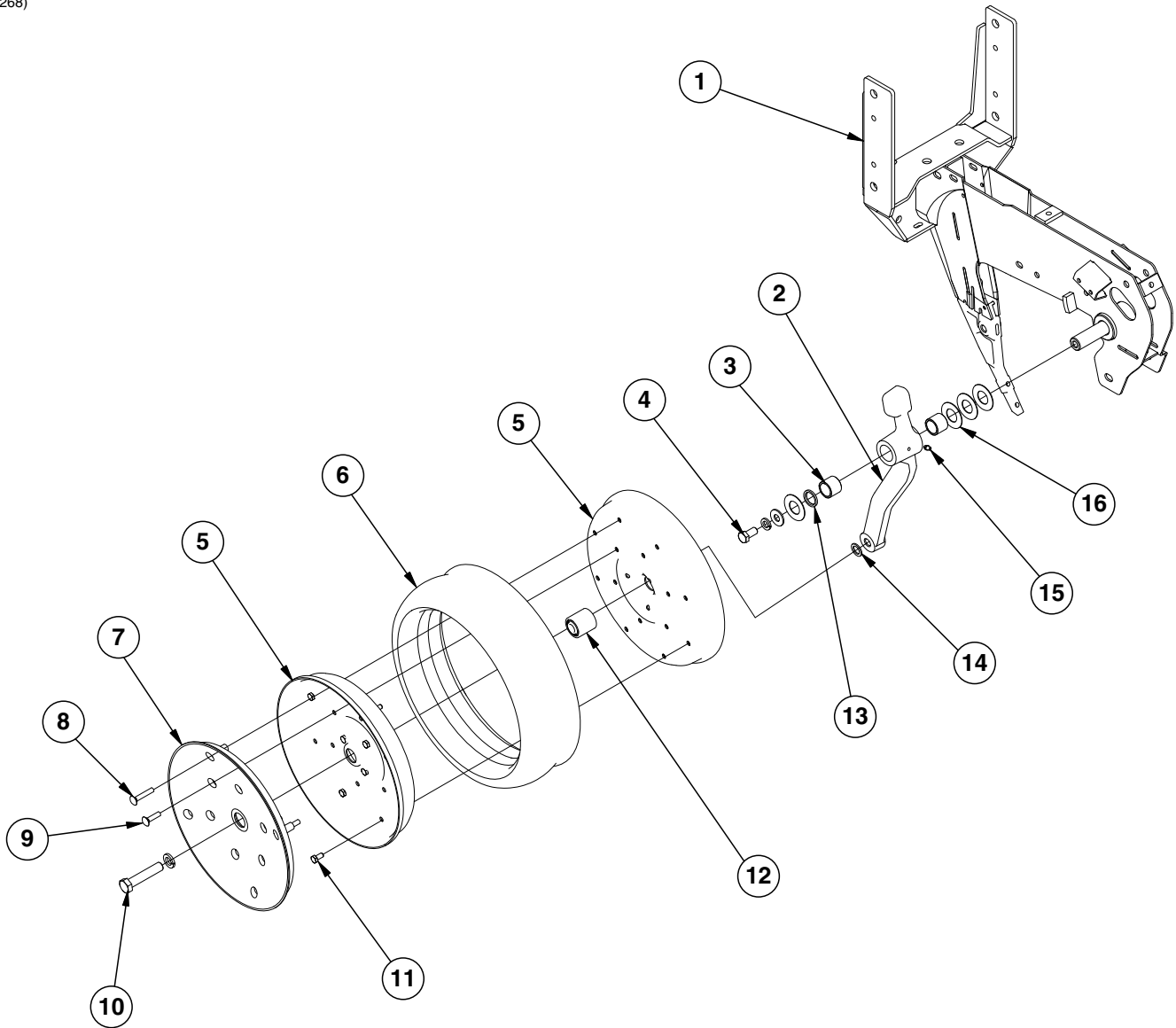
ITEM	PART NO.	QTY. (Per Row)	DESCRIPTION
1	G3303-34	1	Chain, No. 41, 34 Pitch Including Connector Link (Mechanical)
	G3303-39	-	Chain, No. 41, 39 Pitch Including Connector Link (EdgeVac)
2	G10620	2	Serrated Flange Nut, 5/16"-18
3	G10310	3	Carriage Bolt, 1/4"-20 x 3/4", Grade 2
4	GA16374	1	Electric Clutch
5	GA10151	1	Meter Drive Assembly Complete, 11/19 Tooth
6	GB0331	1	Clutch Adapter Plate
7	G10338	2	Carriage Bolt, 5/16"-18 x 1 1/4"
8	G10621	3	Serrated Flange Nut, 1/4"-20
9	G10687	1	Hex Head Cap Screw, 3/8"-16 x 5 1/2"
10	G11387	2	Flat Washer, 3/8" SAE
11	GD23773	1	Chain Idler Spacer
12	GD11962	1	Idler
13	GD1026	1	Sleeve, 1 3/16" Long
14	G11391	1	Flat Washer, 5/8" SAE
15	GD1065	1	Idler Spring
16	GD7318	1	Sleeve, 1" Long
17	G10201	1	Special Washer, 3/8" x 1 1/2" O.D.
18	G10901	1	Lock Nut, 3/8"-16
19	G11091	3	Serrated Flange Nut, 3/8"-16
20	GD23774	3	Spacer
21	GA1720	1	Bearing/Sprocket, 7/8" Hex Bore
22	G10047	2	Hex Head Cap Screw, 3/8"-16 x 1 3/4"
23	G3303-88	1	Chain, No. 41, 88 Pitch Including Connector Link (Pull Row Unit)

(IP1272)



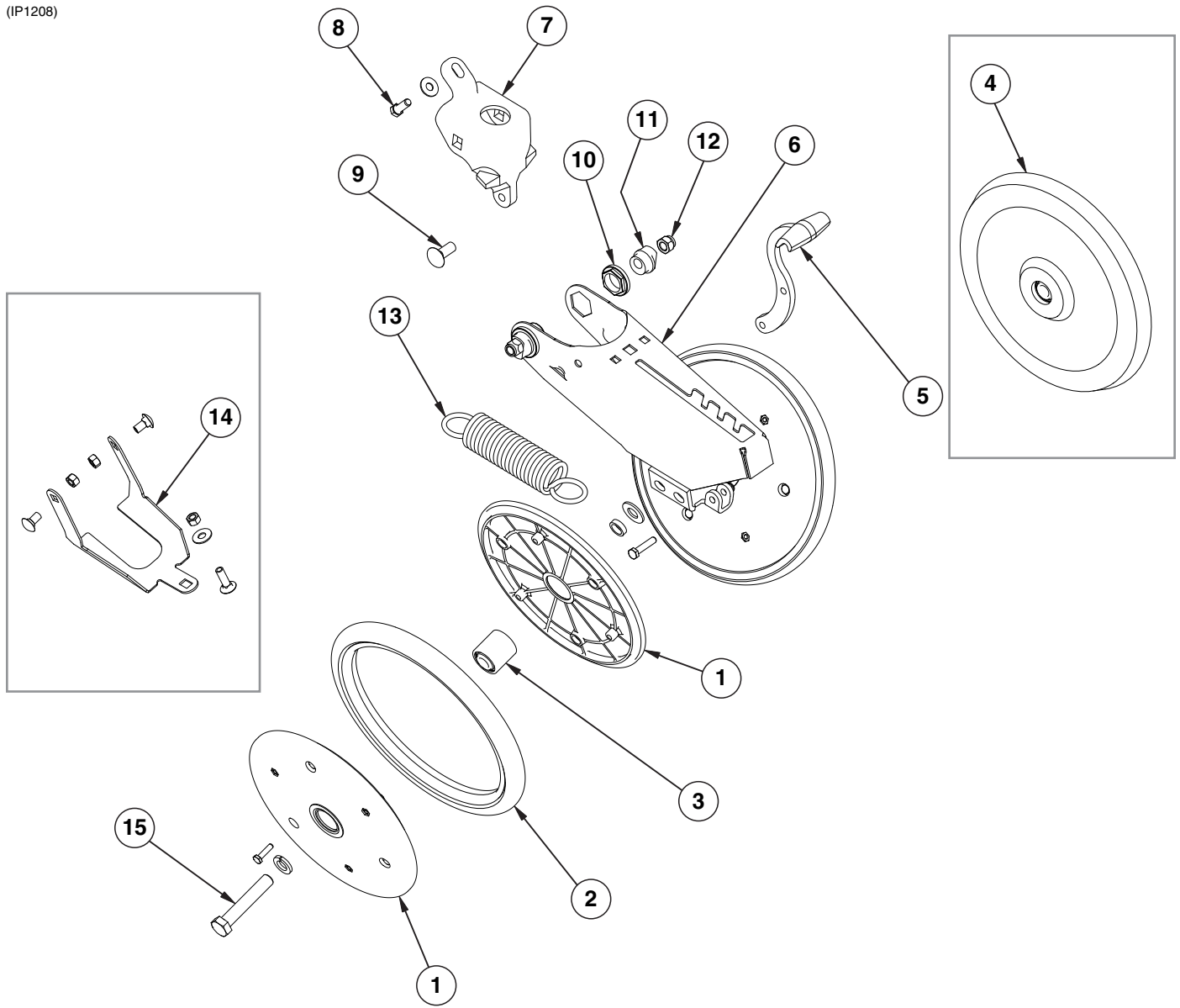
ITEM	PART NO.	QTY. (Per Row)	DESCRIPTION
1	---	-	See "Shank Assembly, Seed Tube, and Depth Adjustment" on page P1
2	G10213	-	Machine Bushing, 5/8" (.030" Thick)(As Required)
3	GD11259	1	Sleeve, 3/8" I.D. x 5/8" O.D. x 1 ²⁵ / ₃₂ " Long
4	GA2012R GA2012L	1 -	Disc Scraper, R.H. Disc Scraper, L.H. (Shown)
5	G10325 G10622	1 1	Hex Head Cap Screw, 3/8"-16 x 2 ³ / ₄ " Serrated Flange Nut, 3/8"-16
6	G10328 G10622	2 1	Hex Head Cap Screw, 3/8"-16 x 5/8" Serrated Flange Nut, 3/8"-16
7	GD11845	2	Dust Cap
8	GD11017	1	Special Hex Head Cap Screw, 5/8"-11 x 1 ¹ / ₂ ", L.H. Threads
9	G10204	2	Special Machine Bushing, 5/8" x 1" O.D.
10	G10427	12	Rivet, 1/4" x 1/2"
11	GD10473	2	Bearing Housing
12	GA2014	2	Bearing
13	GD11306	2	Disc Blade, 3.5 mm x 15"
14	GB0301	1	Seed Tube Guard/Inner Scraper
15	G10912	2	Hex Socket Head Cap Screw, 5/16"-18 x 1", Grade 8
A	GA8324	-	Disc Blade/Bearing Assembly, Less Dust Cap (Items 10-13)

(IP1268)



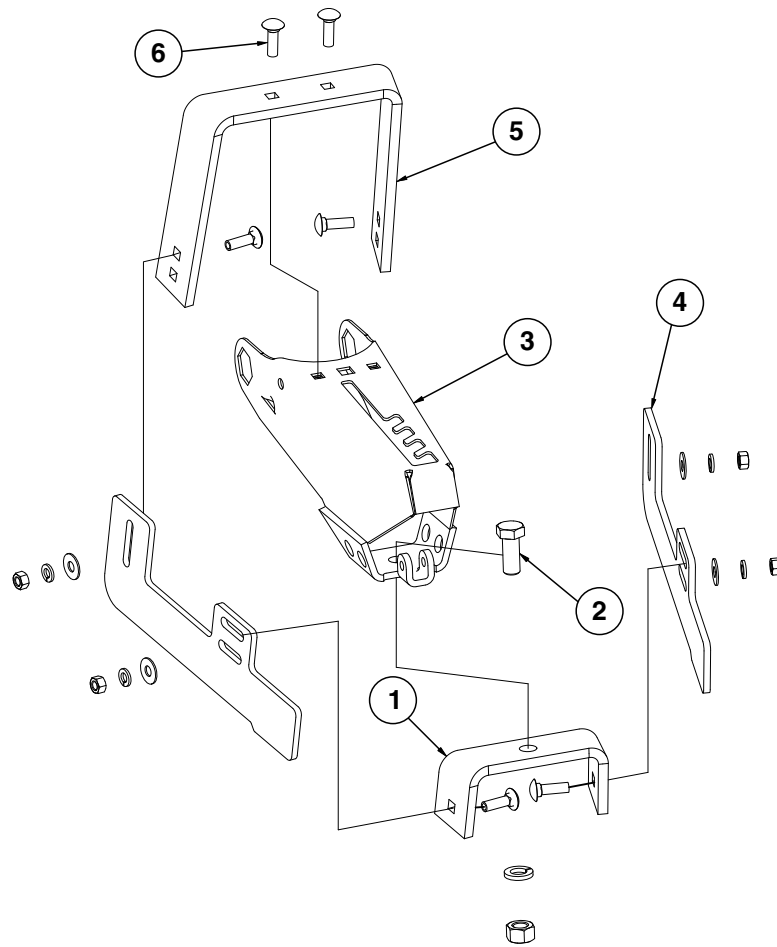
ITEM	PART NO.	QTY. (Per Row)	DESCRIPTION
1	---	-	See "Shank Assembly, Seed Tube, and Depth Adjustment" on page P1
2	GA7975	1	Wheel Arm W/Grease Fitting, Bushings And Seals, L.H. (Shown) (Includes Items 3 and 13)
	GA7976	1	Wheel Arm W/Grease Fitting, Bushings And Seals, R.H. (Includes Items 3 and 13)
3	GB0276	2	Bushing, 1" I.D. x 1¼" O.D. x 1" Long (Per Arm)
4	G10014	1	Hex Head Cap Screw, ½"-13 x 1"
	G10228	2	Lock Washer, ½"
	G10216	2	Washer, ½" USS
5	GD11423	4	Half Wheel
6	GD1086	2	Tire
7	GD11453	2	Cover
8	G10924	8	Carriage Bolt, ⅝"-18 x 1¾"
	G10620	8	Serrated Flange Nut, ⅝"-18
9	G10338	12	Carriage Bolt, ⅝"-18 x 1¼"
	G10620	12	Serrated Flange Nut, ⅝"-18
10	G10010	2	Hex Head Cap Screw, ⅝"-11 x 3"
11	G10018	14	Hex Head Cap Screw, ⅝"-18 x ⅝"
	G10109	14	Lock Nut, ⅝"-18, Grade 8
12	GA6171	2	Bearing
13	GD10991	2	Seal (Per Arm)
14	G10204	2	Special Machine Bushing, ⅝" x 1" O.D.
15	G10640	1	Grease Fitting, ¼"-28 (Per Arm)
16	G10940	-	Machine Bushing, 1" (.048" Thick)
A	GA7949	-	Gauge Wheel Complete (Items 5-9 And 11-12)
B	G1K296	-	Gauge Wheel Arm Bushing And Seal Driver Kit, Includes: (1) Seal Driver, (1) Bushing Driver, (1) Instruction

(IP1208)



ITEM	PART NO.	QTY. (Per Row)	DESCRIPTION
1	GD9120	4	Nylon Half Wheel
	G10064	12	Hex Head Cap Screw, 1/4"-20 x 1"
2	GD1085	2	Rubber Tire, 1" x 12"
3	GA6171	2	Bearing
4	GA6597	1	Cast Iron Closing Wheel W/Bearing
	GA6171	1	Bearing
5	GB0254	1	Lever
	G10133	1	Hex Head Cap Screw, 5/16"-18 x 1 1/2"
	G10109	1	Lock Nut, 5/16"-18, Grade 8
6	GA15197	1	Arm
7	GB0268	1	Wheel Arm Mount
8	G10001	1	Hex Head Cap Screw, 3/8"-16 x 1"
	G11387	2	Flat Washer, 3/8" SAE
9	G11419	2	Carriage Bolt, 1/2"-13 x 2 1/4"
	G10315	-	Carriage Bolt, 1/2"-13 x 2 1/2" (Used W/Straight Drop In-Furrow Granular Chemical Bracket)
	G11387	-	Flat Washer, 3/8" SAE
10	GB0282	2	Stepped Bushing
11	GB0239	2	Eccentric Bushing
12	G10111	2	Lock Nut, 1/2"-13
13	GD8460	1	Spring
14	G1K345	-	Closing Wheel Shield Kit W/Hardware and Instruction
	GD14065	1	Closing Wheel Shield
	G10599	1	Carriage Bolt, 3/8"-16 x 1 1/4"
	G10308	2	Carriage Bolt, 3/8"-16 x 3/4"
	G10101	3	Hex Nut, 3/8"-16
15	G10013	2	Hex Head Cap Screw, 5/8"-11 x 3 1/2"
	G11391	2	Flat Washer, 5/8" SAE
	GD1109	2	Bushing, 4 1/64" I.D. x 7/8" O.D. x 1/4" Long
	G10230	2	Lock Washer, 5/8"
	G10107	2	Lock Nut, 5/8"-11
A	GA6434	-	Rubber Closing Wheel Complete W/Bearing (Items 1-3)

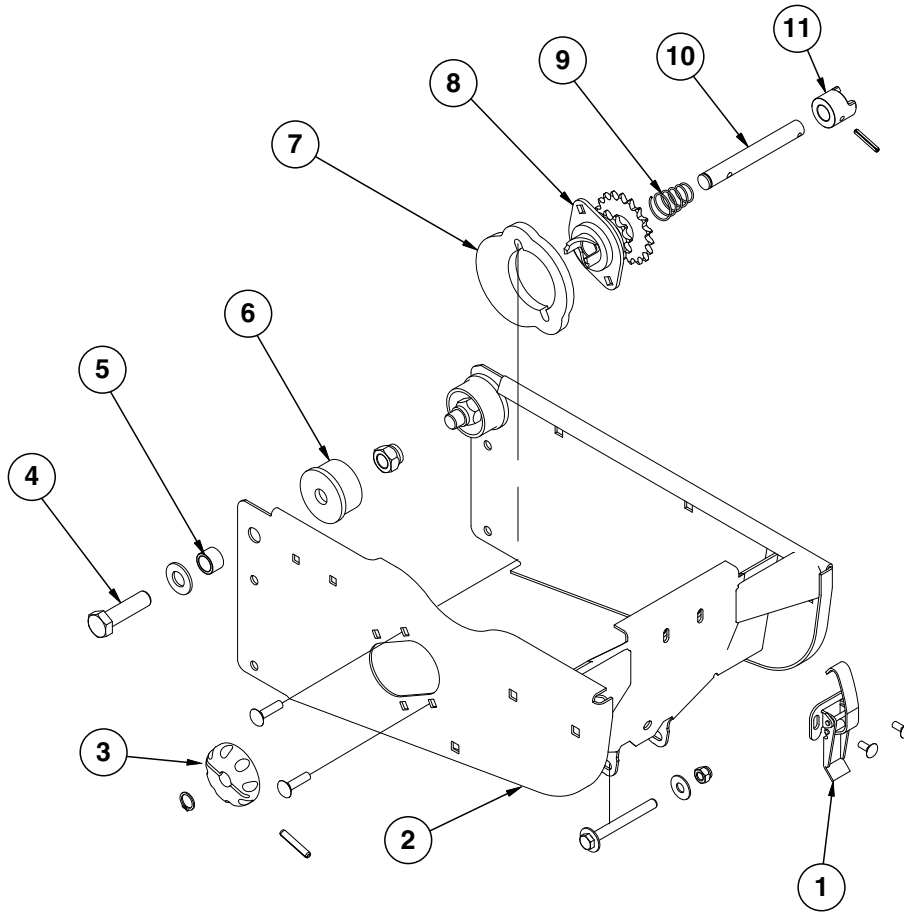
(IP1202)



ITEM	PART NO.	QTY. (Per Row)	DESCRIPTION
1	GD11509	1	Rear Bracket
2	G10007	1	Hex Head Cap Screw, 5/8"-11 x 1 1/2"
	G10230	1	Lock Washer, 5/8"
	G10104	1	Hex Nut, 5/8"-11
3	GA15197	1	Arm
4	GD11313	2	Blade
5	GD11508	1	Front Bracket
6	G10599	6	Carriage Bolt, 3/8"-16 x 1 1/4"
	G10229	6	Lock Washer, 3/8"
	G11387	6	Flat Washer, 3/8" SAE
	G10101	6	Hex Nut, 3/8"-16
A	G7566X	-	Drag Closing Attachment Complete (Items 1-6)

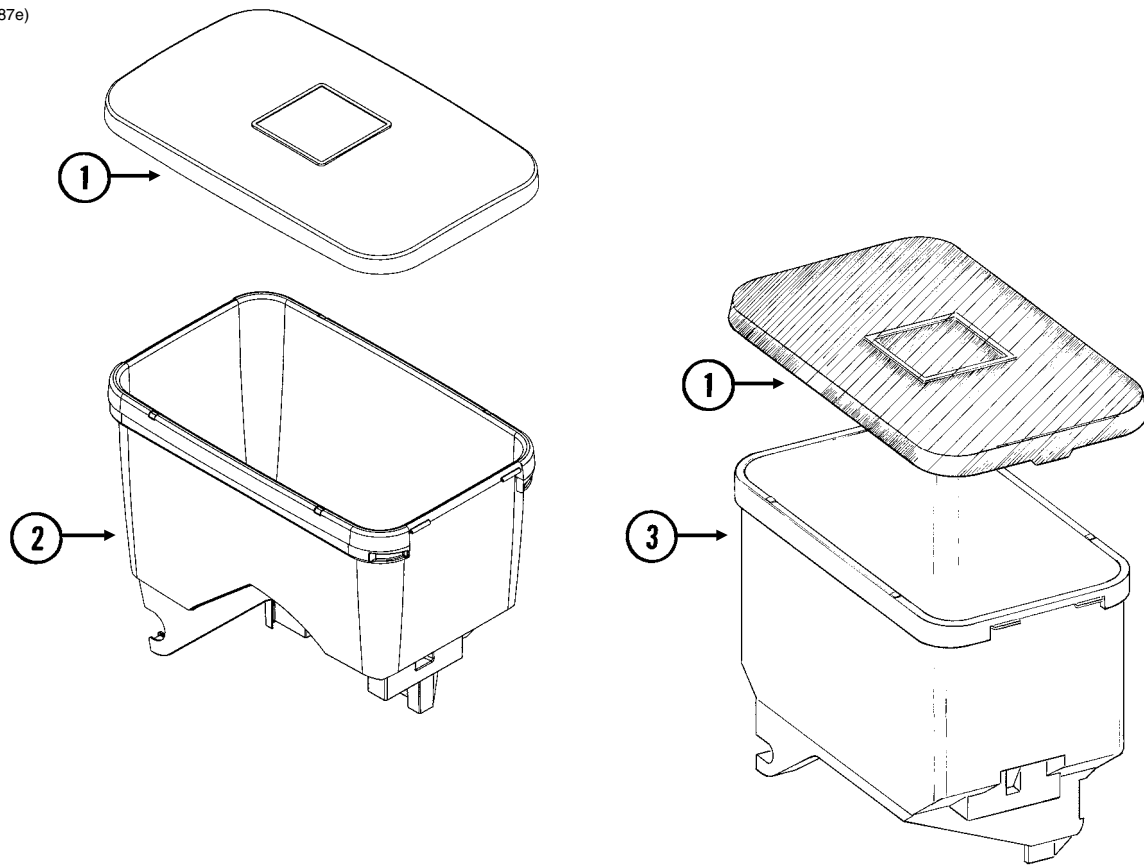
This page left blank intentionally.

(IP1209)



ITEM	PART NO.	QTY. (Per Row)	DESCRIPTION
1	GA2007	1	Hopper Hold Down Latch
	G10621	2	Serrated Flange Nut, 1/4"-20
	G10309	2	Carriage Bolt, 1/4"-20 x 5/8", Grade 2
2	GA10155	1	Hopper Support
	G10061	1	Hex Head Cap Screw, 3/8"-16 x 3 1/2"
	G11387	2	Flat Washer, 3/8" SAE
	G10108	1	Lock Nut, 3/8"-16
3	GD11239	1	Knob
	G10602	1	Spring Pin, 1/4" x 1 1/2"
	G10567	1	External Retaining Ring, 5/8"
4	G10752	2	Hex Head Cap Screw, 5/8"-18 x 2 1/4"
	G11391	2	Flat Washer, 5/8" SAE
	G10412	2	Lock Nut, 5/8"-18
5	GB0218	2	Bushing, 2 1/32" I.D. x 7/8" O.D. x 1 9/32" Long
6	GB0314	2	Hopper Mount
7	GB0331	1	Clutch Adapter Plate
	G10620	2	Serrated Flange Nut, 5/16"-18
	G10338	2	Carriage Bolt, 5/16"-18 x 1 1/4"
8	GA10137	1	Double Sprocket And Bearing, Drive Clutch, 11/19 Tooth
9	GD11413	1	Spring
10	GD15747	1	Shaft
11	GB0278	1	Coupler
	G10546	1	Spring Pin, 3/16" x 1 1/4"
A	GA10151	-	Meter Drive Assembly Complete, 11/19 Tooth (Items 3 And 8-11)

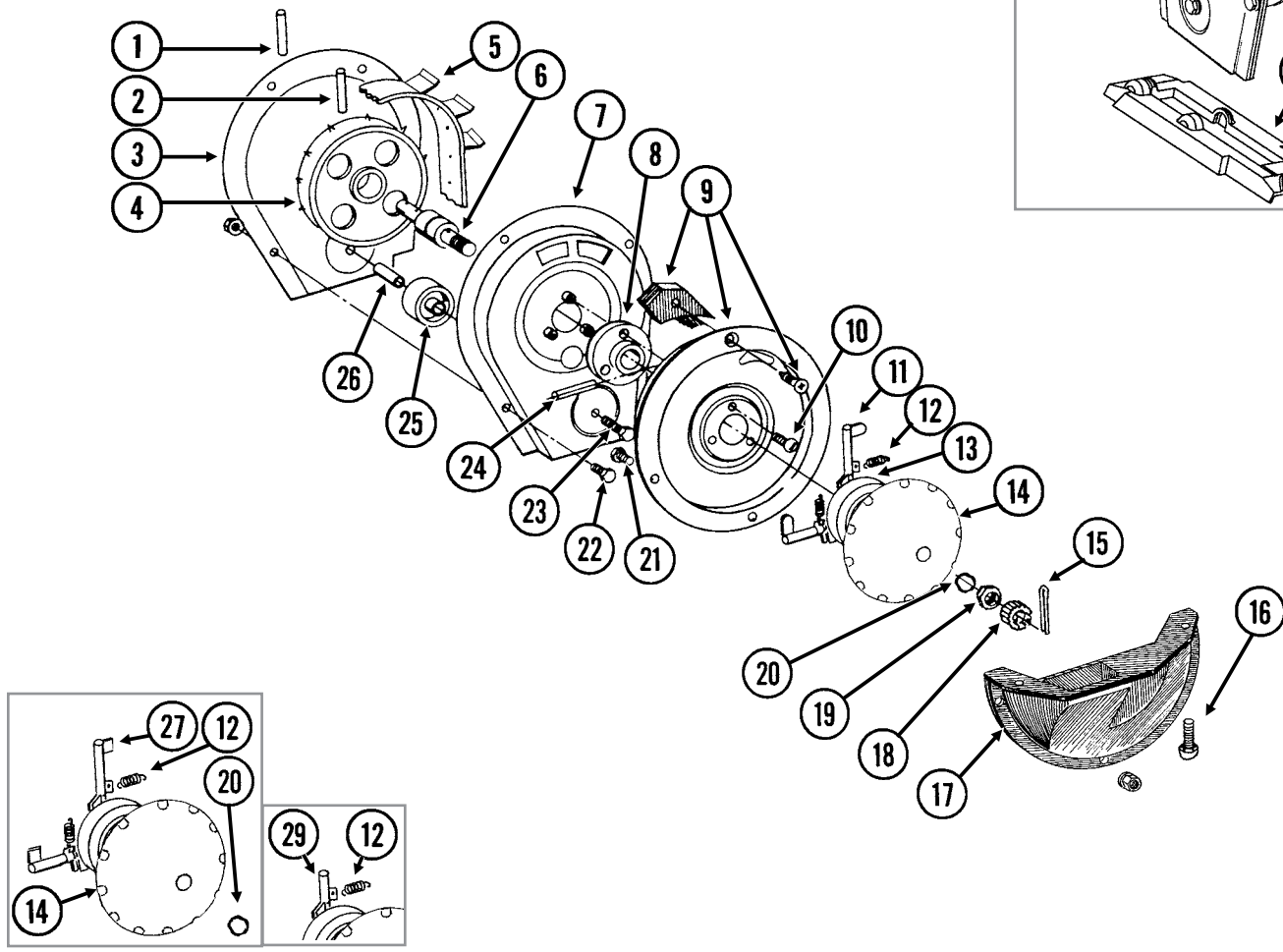
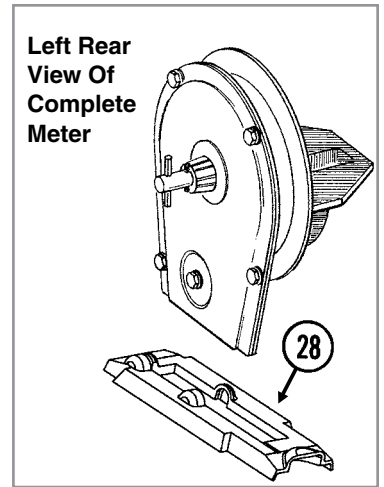
(METR12/RU87e)



ITEM	PART NO.	QTY.	DESCRIPTION
1	GD11279	1	Lid
2	GA10634	1	Seed Hopper (EdgeVac)
3	GA9714	1	Seed Hopper, Reinforced (Mechanical)

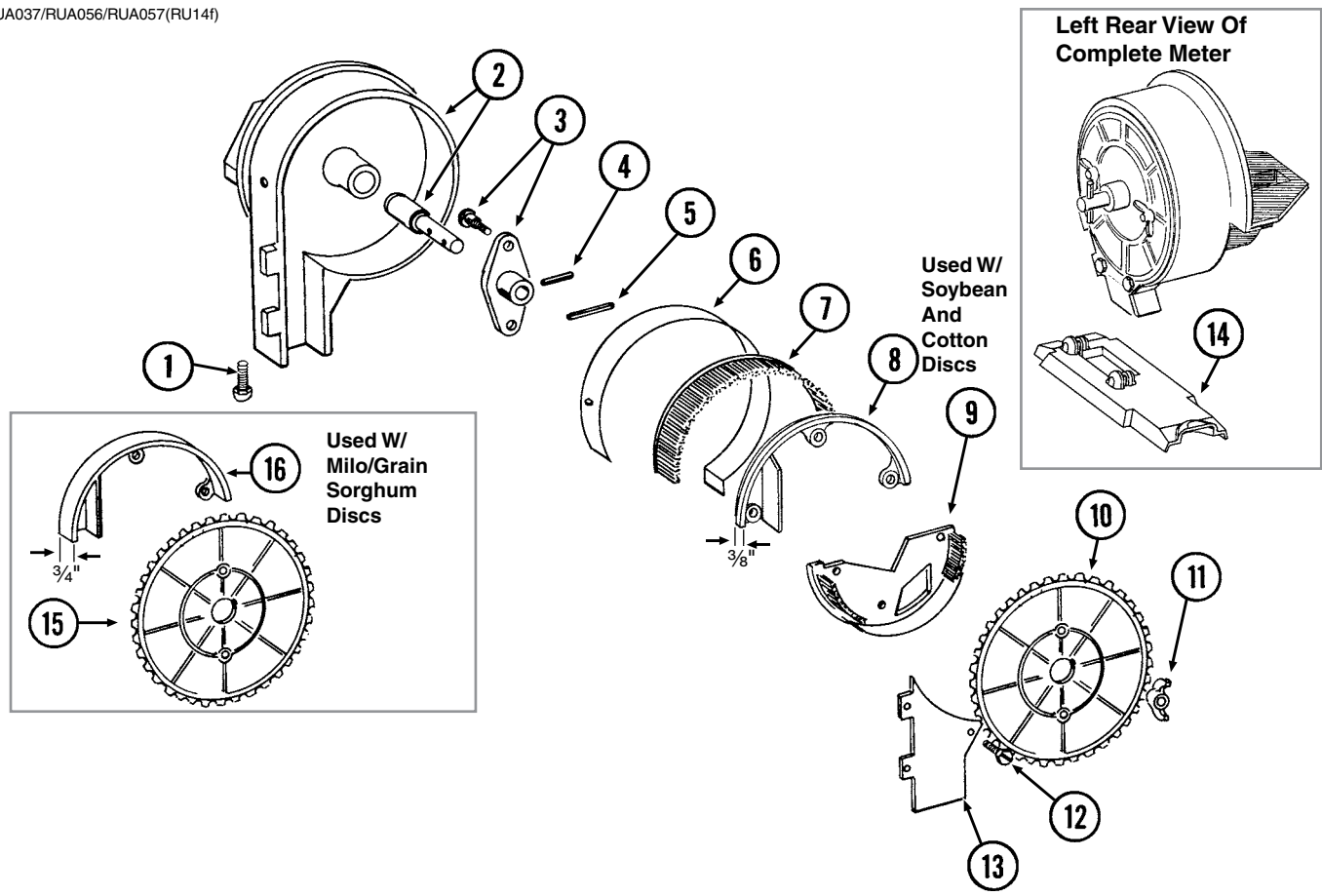
This page left blank intentionally.

RUA015/RUA056/RUA057(RU13k/RU13d)



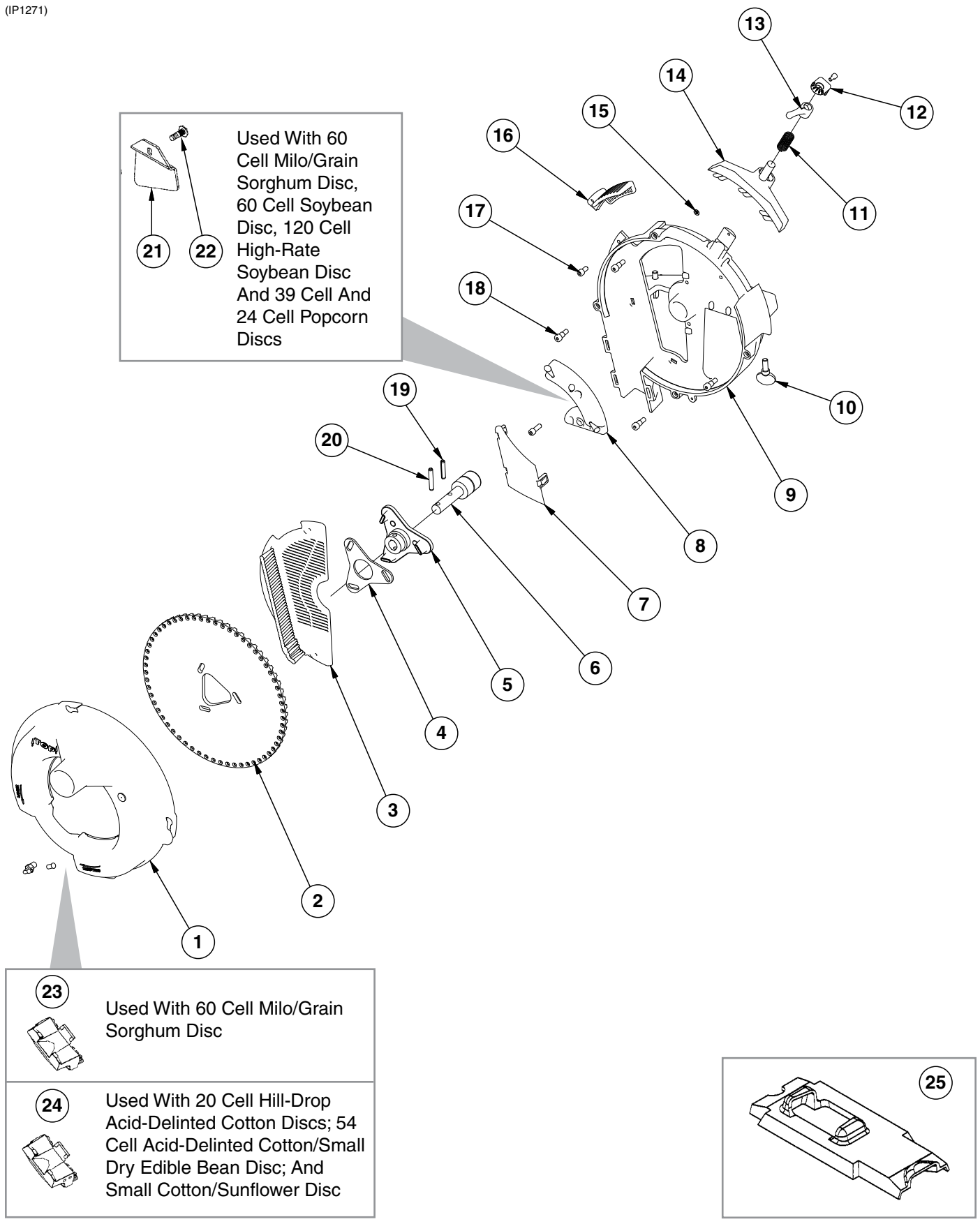
ITEM	PART NO.	QTY. (Per Row)	DESCRIPTION
1	G10602	1	Spring Pin, 1/4" x 1 1/2"
2	G10604	1	Spring Pin, 3/16" x 1 1/2"
3	GD26419	1	Housing Cover
4	GD1041	1	Belt Drive Sprocket
5	GD11286	1	Seed Belt
6	GA2019	1	Bearing
7	GA18201	1	Conveyor Housing
8	GB0110	1	Bearing Housing
9	GR1569	-	Carrier Plate W/Brush and Screw (Corn)
	GR0664	-	Carrier Plate W/Brush and Screw (Sunflower)
	GA2020	-	Brush
	G10690	-	Rolling Thread Screw, No. 10 x 3/4"
10	G10401	3	Slotted Hex Washer Head Screw, No. 10-32 x 5/8"
11	GD18704	12	Finger, Corn
12	GD19790	12	Spring
13	GB0410	1	Cam
14	GD11528	1	Finger Holder
15	G10470	1	Cotter Pin, 5/32" x 1"
16	G11009	2	Locking Thumbscrew, 5/16"-18 x 3/4"
17	GD11311	1	Seed Baffle
18	GD1083	1	Cover Nut
19	G10500	1	Jam Nut, 5/8"-18 UNF
20	GA8343	1	Wave Washer, 5/8" (Triple Wave)
21	G10020	3	Hex Head Cap Screw, 1/4"-20 x 5/8"
	G10323	3	Hex Flange Nut, 1/4"-20, No Serrations
22	G10022	4	Hex Head Cap Screw, 1/4"-20 x 1/2"
	G10621	4	Serrated Flange Nut, 1/4"-20
23	G10021	1	Hex Head Cap Screw, 1/4"-20 x 1 1/2"
	G10621	1	Serrated Flange Nut, 1/4"-20
24	G10603	1	Spring Pin, 1/4" x 1 1/4"
25	GD1042	1	Idler
26	GB0120	1	Bushing, 1 7/64" I.D. x 1 1/32" Long
27	GD19333	12	Finger, Oil Sunflower
28	GD15698	1	Shank Cover, Finger Pickup Seed Meter
29	GD11787	-	Half Rate Blank Finger
A	GR1848	-	Finger Assembly, Corn (Items 11-14 and 20)
B	GR1897	-	Finger Assembly, Oil Sunflower (Items 12, 14, 20, 27, and 30)
C	700-01078	-	Corn Meter (Items 1-26 and 28)

RUA037/RUA056/RUA057(RU14f)



ITEM	PART NO.	QTY. (Per Row)	DESCRIPTION
1	G11009	2	Locking Thumbscrew, 5/16"-18 x 3/4"
2	GA18208	1	Housing W/Bearing
	GA5698	-	Bearing
3	GA6038	1	Hub W/Shoulder Bolts
	GD1755	-	Shoulder Bolt, 1/4"-20 (2 Used)
4	G10603	1	Spring Pin, 1/4" x 1 1/4"
5	G10602	1	Spring Pin, 1/4" x 1 1/2"
6	GD8778	1	Wear Strip
7	GA5699	1	Upper Brush
8	GD11122	1	Upper Brush Retainer (Used W/Soybean and Cotton Discs)
9	GA5834	1	Lower Brush
10	GA5794	-	Seed Disc, Soybean, 60 Cell, Black Color-Coded
	GA6184	-	Seed Disc, Specialty Soybean, 48 Cell, Dark Blue Color-Coded
	GA5796	-	Seed Disc, Cotton, Acid-Delinted, 30 Cell, White Color-Coded
	GA6168	-	Seed Disc, Large Cotton, Acid-Delinted, 36 Cell, Tan Color-Coded
	GA6478	-	Seed Disc, High-Rate Cotton, Acid-Delinted, 48 Cell, Light Green Color-Coded
	GA6182	-	Seed Disc, Hill-Drop Cotton, Acid-Delinted, 12 Cell, Brown Color-Coded
	GA7255	-	Seed Disc, Small Hill-Drop Cotton, Acid-Delinted, 12 Cell, Dark Green Color-Coded
11	G10531	2	Wing Nut W/Nylon Insert, 1/4"-20
12	G11151	9	Hex Washer Head Screw, No. 10-16 x 1/2"
	G10634	-	Slotted Tap Screw, No. 10-24 x 5/8" (Use As Required)
13	GD7878	1	Cover
14	GD15699	1	Shank Cover, Brush-Type Seed Meter
15	GA5982	-	Seed Disc, Small Milo/Grain Sorghum, 30 Cell, Red Color-Coded
	GA6187	-	Seed Disc, Large Milo/Grain Sorghum, 30 Cell, Light Blue Color-Coded
	GA5795	-	Seed Disc, High-Rate Small Milo/Grain Sorghum, 60 Cell, Red Color-Coded
	GA6633	-	Seed Disc, High-Rate Large Milo/Grain Sorghum, 60 Cell, Yellow Color-Coded
16	GD8237	-	Upper Brush Retainer (Used W/Milo/Grain Sorghum Discs)
A	700-01079	-	Brush Meter (Items 1-9 and 11-14)

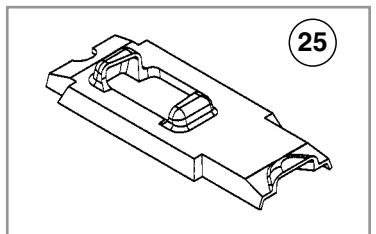
(IP1271)



Used With 60 Cell Milo/Grain Sorghum Disc, 60 Cell Soybean Disc, 120 Cell High-Rate Soybean Disc And 39 Cell And 24 Cell Popcorn Discs

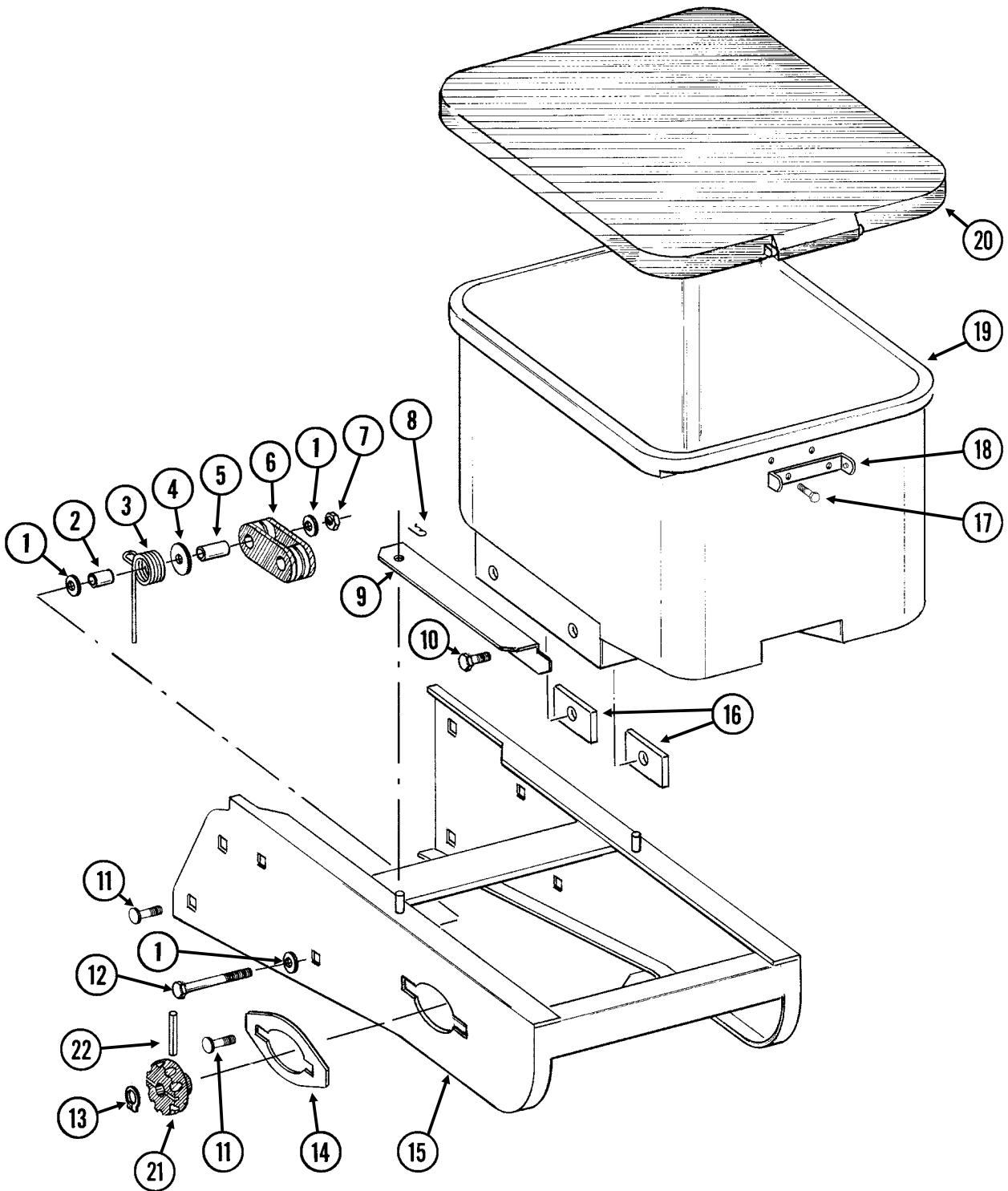
23 Used With 60 Cell Milo/Grain Sorghum Disc

24 Used With 20 Cell Hill-Drop Acid-Delinted Cotton Discs; 54 Cell Acid-Delinted Cotton/Small Dry Edible Bean Disc; And Small Cotton/Sunflower Disc



ITEM	PART NO.	QTY.	DESCRIPTION
1	GA11911	1	Vacuum Cover W/Elbow And Cap
	GD17099	1	3/16" Hose Barb Elbow
	GD17152	1	Cap
2	GD17049	-	Seed Disc, Corn/Popcorn, 39 Cell, Light Blue Color-Coded
	GD17048	-	Seed Disc, Low-Rate Corn/Popcorn, 24 Cell, Light Green Color-Coded
	GD14467	-	Seed Disc, Soybean, 60 Cell, Black Color-Coded
	GD14468	-	Seed Disc, High-Rate Soybean, 120 Cell, Dark Blue Color-Coded
	GD17050	-	Seed Disc, Milo/Grain Sorghum, 60 Cell, Yellow Color-Coded
	GD17187	-	Seed Disc, Hill-Drop Cotton, Acid-Delinted, 3 Seeds Per Cell, 20 Cell, Brown Color-Coded
	GD18095	-	Seed Disc, Small Hill-Drop Cotton, Acid-Delinted, 20 Cell (3 Seeds Per Cell), Grey Color-Coded
	GD17186	-	Seed Disc, Cotton, Acid-Delinted/Small Dry Edible Bean, 54 Cell, Dark Green Color-Coded
	GD18098	-	Seed Disc, Small Cotton/Sunflower, 54 Cell, White Color-Coded
	GD14477	-	Seed Disc, Large Dry Edible Bean, 54 Cell, Tan Color-Coded
GD24805	-	Seed Disc, Sugar Beets, 80 Cell, Blue Color-Coded	
3	GD17028	1	Wall Brush/Vent
4	GD17021	1	Foam Spacer
5	GB0328	1	Mount
6	GA5698	1	Bearing
7	GD14541	1	Discharge Cover
8	GA11935	1	Crowder Brush
	G11213	1	Hex Socket Head Cap Screw, 1/4"-20 x 3/4"
9	GB0319	1	Housing
10	G11009	2	Locking Thumbscrew, 5/16"-18 x 3/4"
11	GD14592	1	Spring
12	GB0358	1	Cap
	G11173	1	Hex Socket Head Cap Screw, No. 10-24 x 3/8", Stainless Steel
13	GD15663	1	Brush Adjustment Lever
14	GA12848	1	Singulator Brush
15	GD17162	3	Push Nut, 1/8" I.D.
16	GD17047	1	Air Inlet Screen
17	G10260	1	Hex Socket Head Cap Screw, 1/4"-20 x 1/2"
18	G11172	4	Hex Socket Head Shoulder Screw, 1/4"-20 x 3/8", Stainless Steel
19	G10603	1	Spring Pin, 1/4" x 1 1/4"
20	G10602	1	Spring Pin, 1/4" x 1 1/2"
21	GD17104	1	Seed Baffle (Used With 60 Cell Milo/Grain Sorghum Disc, 60 Cell Soybean Disc, 120 Cell High-Rate Soybean Disc, 39 Cell And 24 Cell Popcorn Discs, and 80 Cell Sugar Beet Disc)
22	G11210	1	Rib Neck Bolt, 1/4"-20 x 3/4"
	G10323	1	Hex Flange Nut, 1/4"-20, No Serrations
23	GA12133	1	Cleanout Brush (Used With 60 Cell Milo/Grain Sorghum Disc)
24	GA12154	-	Cleanout Brush W/Ball-Type Ejector (Used With 20 Cell Hill-Drop Acid-Delinted Cotton Discs And 54 Cell Acid-Delinted Cotton/Small Dry Edible Bean And Small Cotton/Sunflower Discs)
25	GD15700	1	Shank Cover, EdgeVac Meter
A	G8158X	-	EdgeVac Meter Assembly (Items; 1, 3-20, 22, and 25)

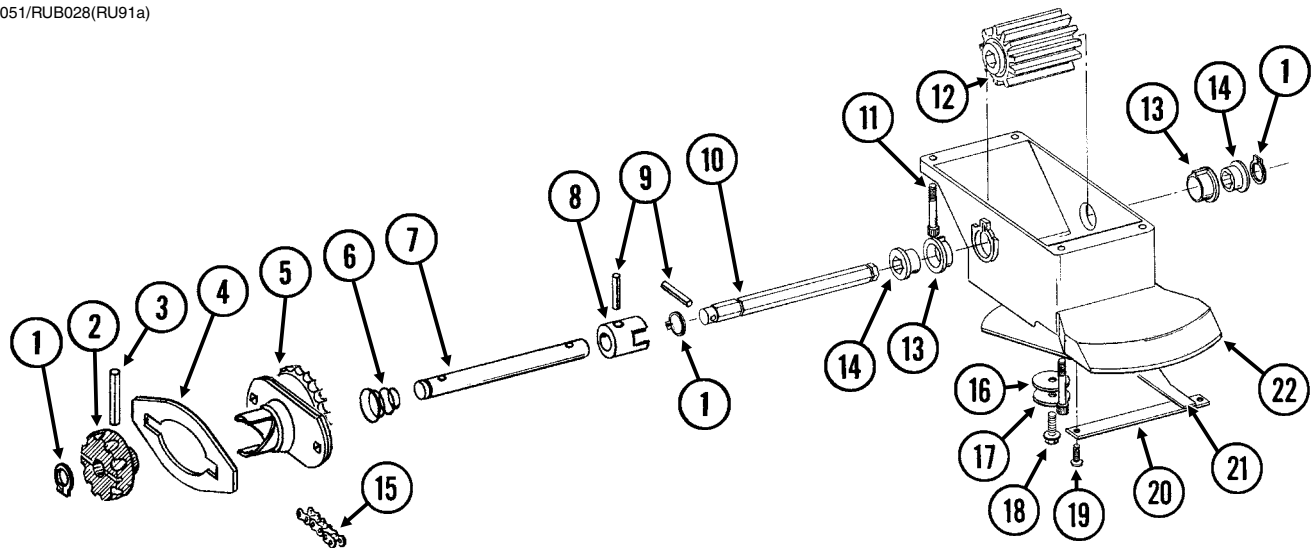
(METR14d)



ITEM	PART NO.	QTY. (Per Row)	DESCRIPTION
1	G11387	3	Flat Washer, 3/8" SAE
2	GD2971-10	1	Sleeve, 9/16" Long
3	GD11219	1	Spring
4	G10201	1	Special Washer, 3/8" x 1 1/2" O.D.
5	GD1026	1	Sleeve, 1 3/16" Long
6	GD11962	1	Idler
7	G10108	1	Lock Nut, 3/8"-16
8	G10670	2	Hair Pin Clip, No. 3
9	GD1059L	1	Support, L.H. (Shown)
	GD1059R	1	Support, R.H.
10	G10002	4	Hex Head Cap Screw, 3/8"-16 x 3/4"
	G10229	4	Lock Washer, 3/8"
11	G10312	8	Carriage Bolt, 5/16"-18 x 3/4"
	G10620	8	Serrated Flange Nut, 5/16"-18
12	G10325	1	Hex Head Cap Screw, 3/8"-16 x 2 3/4"
13	G10567	3	External Retaining Ring, 5/8"
14	GD11305	1	Plate
15	A10759	1	Hopper Panel Extension (Non-Stock Item) (Sub Wholegoods Order Code 700-01099)
16	GD11424	4	Block
17	G10023	2	Hex Head Cap Screw, 1/4"-20 x 3/4"
	G10621	2	Serrated Flange Nut, 1/4"-20
18	GD1060	1	Hinge
19	GA8371	1	Hopper
20	GA4444	1	Lid
21	GD11239	1	Knob
22	G10602	1	Spring Pin, 1/4" x 1 1/2"

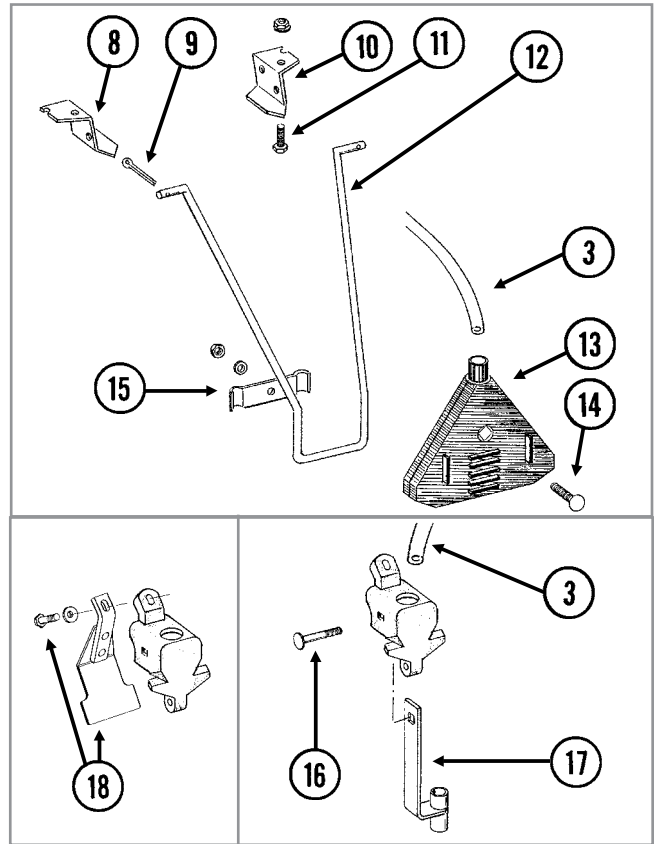
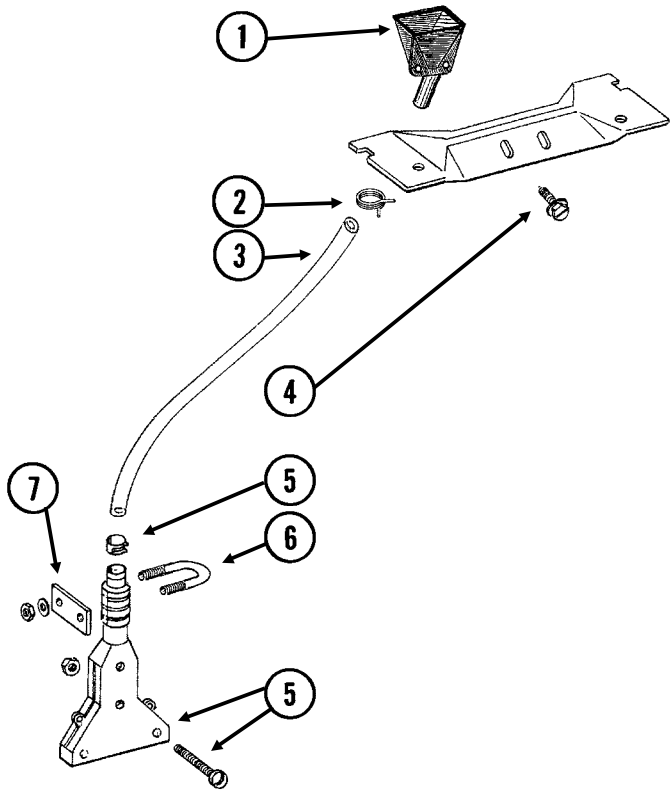
This page left blank intentionally.

RUA051/RUB028(RU91a)



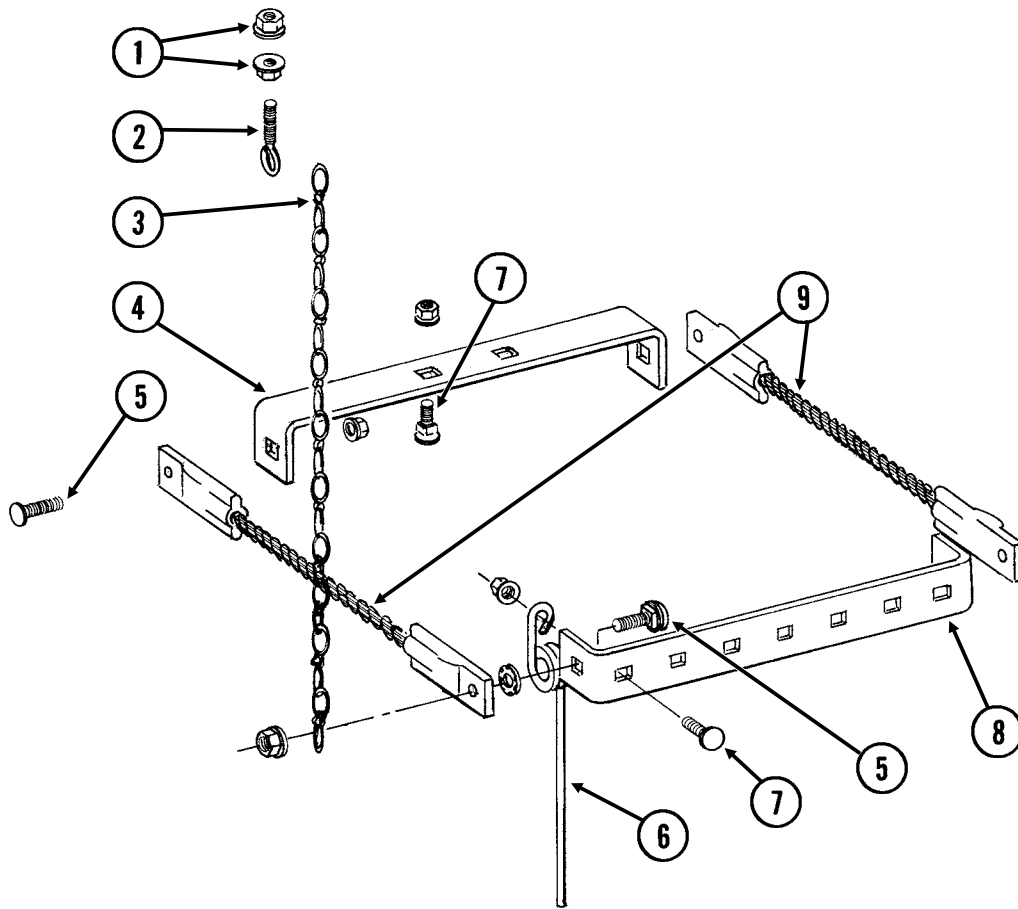
ITEM	PART NO.	QTY. (Per Row)	DESCRIPTION
1	G10567	3	External Retaining Ring, 5/8"
2	GD11239	1	Knob
3	G10602	1	Spring Pin, 1/4" x 1 1/2"
4	---	-	See "Granular Chemical Hopper and Hopper Panel Extension" on page P29
5	GA8364	1	Sprocket And Bearing, Drive Clutch, 24 Tooth
6	GD11413	1	Spring
7	GD11240	1	Shaft
8	GB0278	1	Coupler
9	G10546	2	Spring Pin, 3/16" x 1 1/4"
10	GD11297	1	Shaft
11	G10921	4	Hex Socket Head Cap Screw, No. 10-24 x 7/8"
	G10257	4	Lock Washer, No. 10
12	GD7148	1	Feed Roller, Hex Bore
13	GB0115	2	Bearing
14	GD7258	2	Hex Bushing
15	G3303-108	1	Chain, No. 41, 108 Pitch Including Connector Link (EdgeVac)
	G3303-114	-	Chain, No. 41, 114 Pitch Including Connector Link (Mechanical)
	GR0196	1	Connector Link, No. 41
16	G10660	1	Wave Washer, 1/2"
17	G11385	1	Flat Washer, 1/4" SAE
18	G10570	1	Slotted Hex Self-Tapping Screw, 1/4"-20 x 3/4"
19	G11073	2	Slotted Hex Self-Tapping Screw, No. 10 x 3/8"
20	GD1061	1	Support Strap
21	GD1063	1	Metering Gate
22	GB0116	1	Granular Housing
A	GA8326	-	Granular Chemical Meter Complete (Items 1, 9, 10, 12-14, and 16-22)
B	GA8366	-	Granular Chemical Meter Clutch (Items 1-3 and 5-9)

RUA061/RUA073(RU101mm/RU83m)



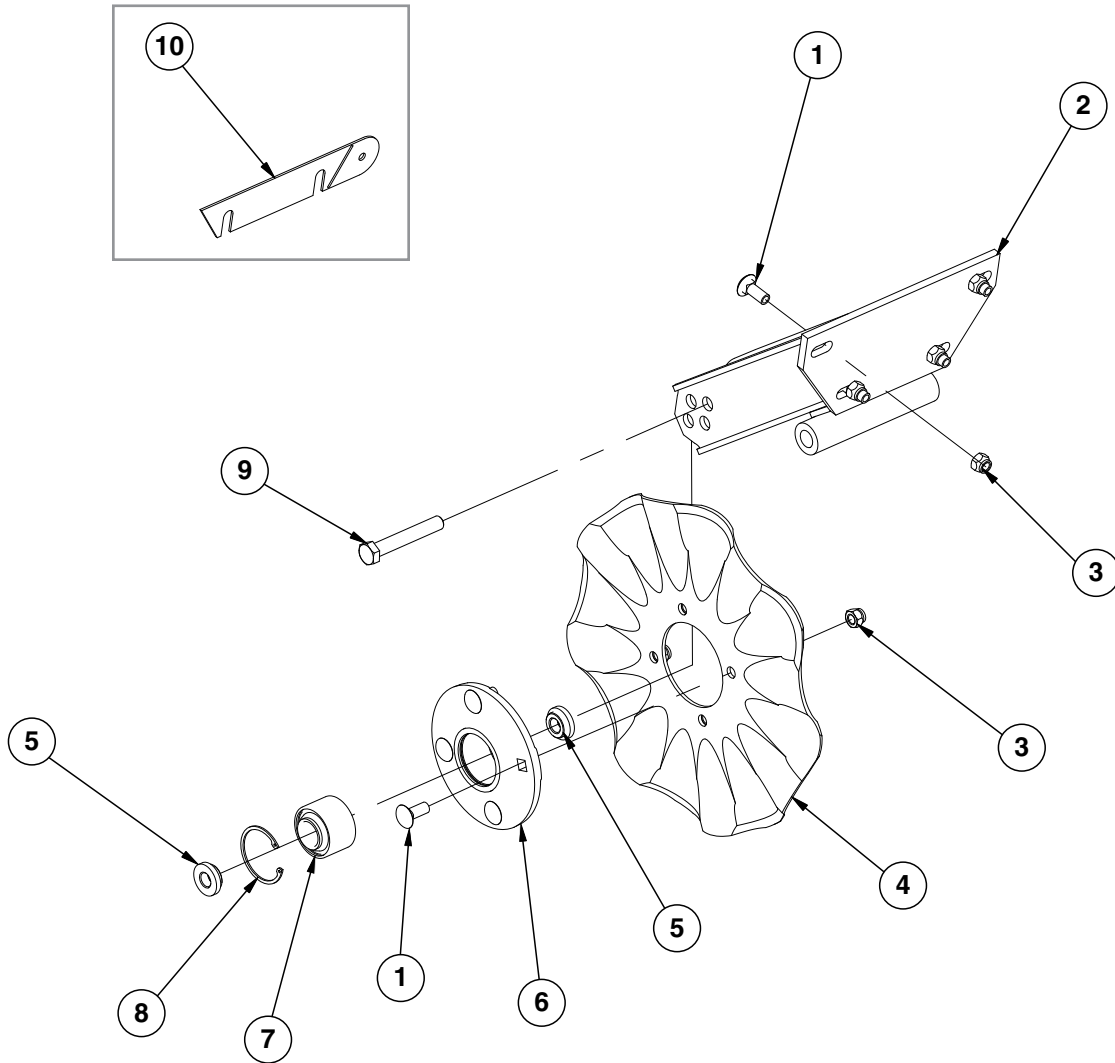
ITEM	PART NO.	QTY.	DESCRIPTION
1	GD2423	1	Funnel
2	G11209	1	Wire Hose Clamp, ¾"
3	GD2947	1	Hose, 7/16" x 28"
4	G10523	2	Slotted Pan Head Self-Tapping Screw, No. 10 x ½"
5	GA6907	1	Slope-Compensating Bander W/Hardware (4½" Band Width)
	G10864	1	Uni-Clamp
	G10757	2	Pan Head Screw, No. 10-32 x 1¼"
	G10758	2	Hex Nut, No. 10-32
6	GD10963	1	U-Bolt, 1½" x 1⅝" x ¼"-20
	G11385	2	Flat Washer, ¼" SAE
	G10110	2	Lock Nut, ¼"-20, Grade B
7	GD10984	1	Spacer
8	GD1115L	-	Hanger Bracket, L.H.
9	G10452	-	Cotter Pin, ⅛" x ½"
10	GD1115R	-	Hanger Bracket, R.H.
11	G10310	-	Carriage Bolt, ¼"-20 x ¾", Grade 2
	G10227	-	Lock Washer, ¼"
	G10103	-	Hex Nut, ¼"-20
12	GD1116	-	Hanger
13	GA2075	-	Diffuser, 14" Band
14	G10306	-	Carriage Bolt, ⅜"-16 x 2"
	G10229	-	Lock Washer, ⅜"
	G10101	-	Hex Nut, ⅜"-16
15	GD1118	-	Clamp
16	G10315	1	Carriage Bolt, ½"-13 x 2½" (Replaces Existing ½" x 2¼" Hardware)
17	GA6741	1	Bracket (Straight Drop In-Furrow)
18	G1K385	-	Bander Shield Kit W/Hardware And Instruction
	G10003	1	Hex Head Cap Screw, ⅜"-16 x 1½"
	G11387	1	Flat Washer, ⅜" SAE

RUA055(RU95)



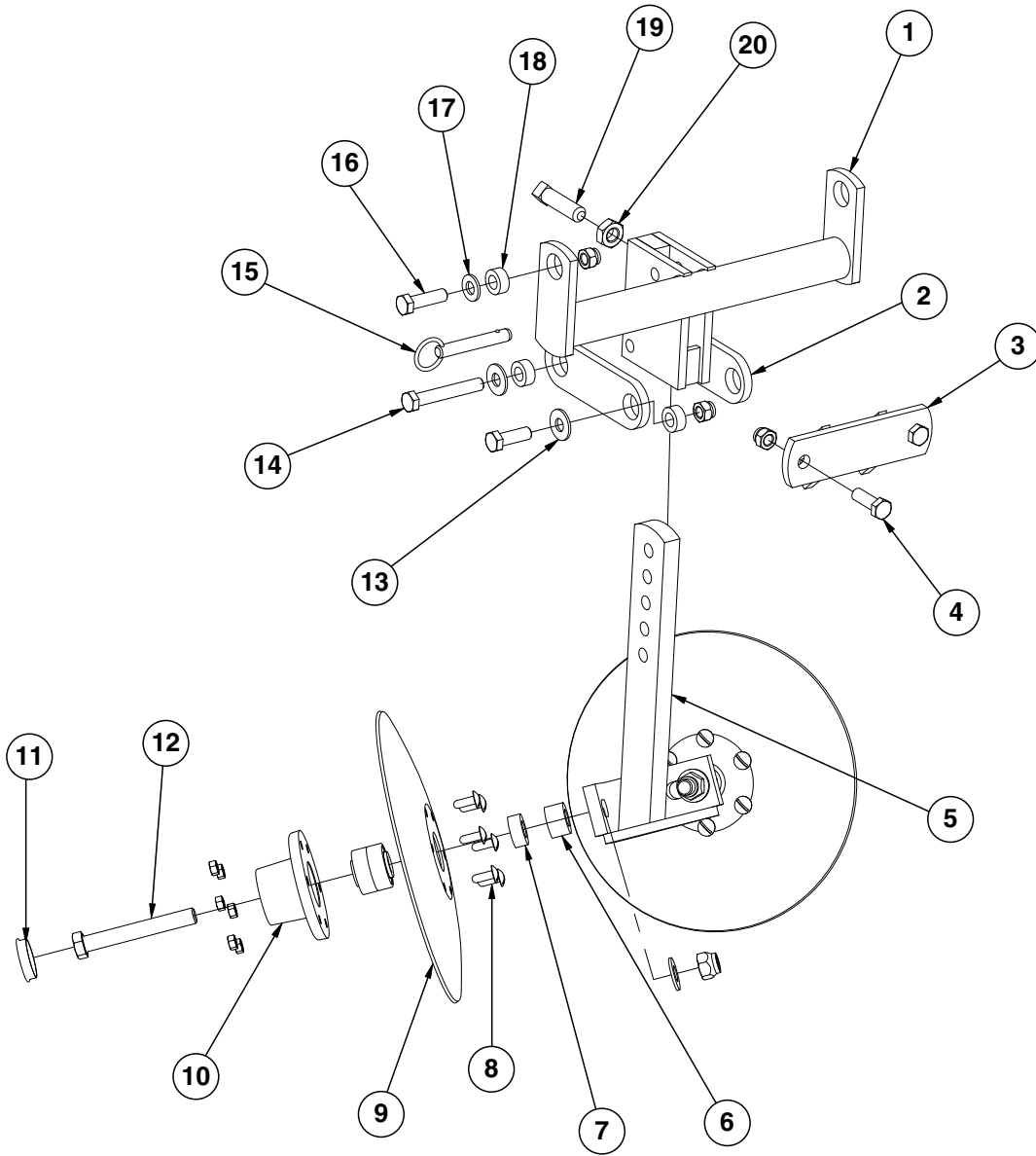
ITEM	PART NO.	QTY. (Per Row)	DESCRIPTION
1	G10621	4	Serrated Flange Nut, 1/4"-20
2	GD2460	2	Eyebolt, 1/4"-20
3	G3305-01	2	Twin Loop Chain, 9 Links
4	GD1143	1	Front Bracket
5	G10305	4	Carriage Bolt, 3/8"-16 x 1"
	G10529	4	External Tooth Lock Washer, 3/8"
	G10622	4	Serrated Flange Nut, 3/8"-16
6	GD1145	7	Spring Tooth
7	G10305	9	Carriage Bolt, 3/8"-16 x 1"
	G10622	9	Serrated Flange Nut, 3/8"-16
8	GD1144	1	Rear Bracket
9	GA2094	2	Cable Assembly

(IP1279)



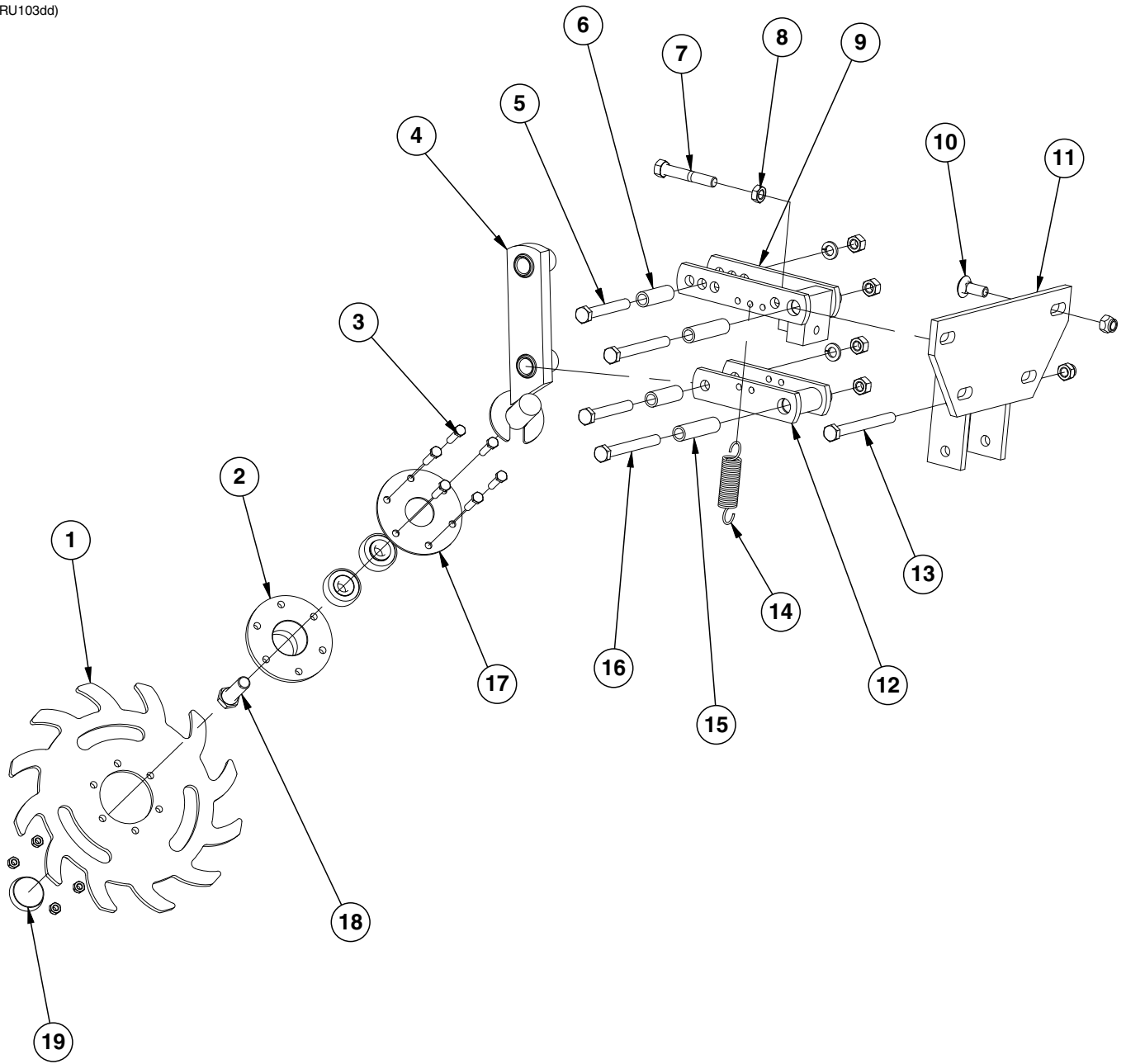
ITEM	PART NO.	QTY. (Per Row)	DESCRIPTION
1	G10574	8	Carriage Bolt, 1/2"-13 x 1 1/4"
2	GA11520	1	Arm
3	G10111	8	Lock Nut, 1/2"-13
4	GD7803	1	Disc Blade, Fluted, 1", 8 Flutes (Shown)
	GD7804	-	Disc Blade, Bubbled, 1"
	GD9254	-	Disc Blade, Fluted, 3/4", 13 Flutes
5	GD11677	2	Adapter
6	GA8641	1	Hub W/Bearing And Retaining Ring (Includes items 7 and 8)
7	GA8603	1	Bearing, Double Row
8	GD19292	1	Retaining Ring (Square), 27/16"
9	G10036	1	Hex Head Cap Screw, 5/8"-11 x 4"
	G10107	1	Lock Nut, 5/8"-11
10	GD14398	1	Spacer

(IP1284)



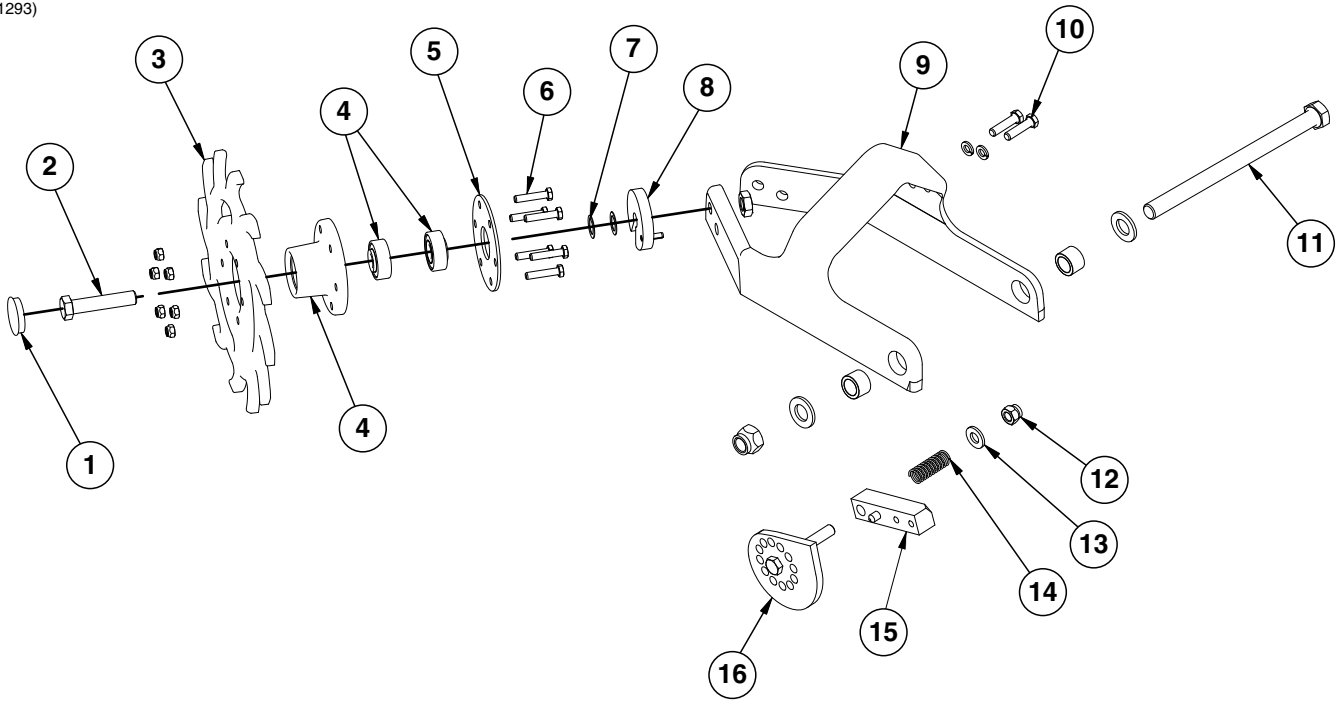
ITEM	PART NO.	QTY. (Per Row)	DESCRIPTION
1	GA5719	1	Mounting Bracket
2	GD7890	2	Link
3	GA5715	1	Anchor
4	G10017	2	Hex Head Cap Screw, 1/2"-13 x 1 1/2"
	G10111	2	Lock Nut, 1/2"-13
5	GA5718	1	Support Arm
6	GD7817-01	2	Spacer, 1 1/16" I.D. x 3/4" Long
7	GD7817-04	2	Spacer, 1 1/16" I.D. x 1/2" Long
8	G10572	12	Truss Head Slotted Machine Screw, 5/16"-18 x 7/8"
	G10106	12	Hex Nut, 5/16"-18
9	GD7823	-	Disc Blade, Solid, 12" (Shown)
	GD8307	-	Disc Blade, Notched, 12"
10	GA5654	2	Hub W/Bearings
	GA2014	-	Bearing
11	GD1132	2	Dust Cap
12	G10318	2	Hex Head Cap Screw, 5/8"-11 x 4 1/2"
	G10107	2	Lock Nut, 5/8"-11
	G11391	2	Flat Washer, 5/8" SAE
13	G11389	2	Flat Washer, 1/2" SAE
	G10017	2	Hex Head Cap Screw, 1/2"-13 x 1 1/2"
	G10111	2	Lock Nut, 1/2"-13
14	G10585	1	Hex Head Cap Screw, 1/2"-13 x 3 1/4"
	G11389	2	Flat Washer, 1/2" SAE
	G10111	1	Lock Nut, 1/2"-13
15	G10536	1	Detent Pin, 1/2" x 2 1/2" Grip
16	G10039	2	Hex Head Cap Screw, 1/2"-13 x 1 3/4"
	G10111	2	Lock Nut, 1/2"-13
17	G11389	2	Flat Washer, 1/2" SAE
18	GD7889	6	Bushing, 1" O.D. x 9/16" I.D. x 7/16" Long
19	G10597	1	Square Head Set Screw, 5/8"-11 x 2 1/4"
20	G10503	1	Hex Jam Nut, 5/8"-11, Grade 2

(RU103dd)



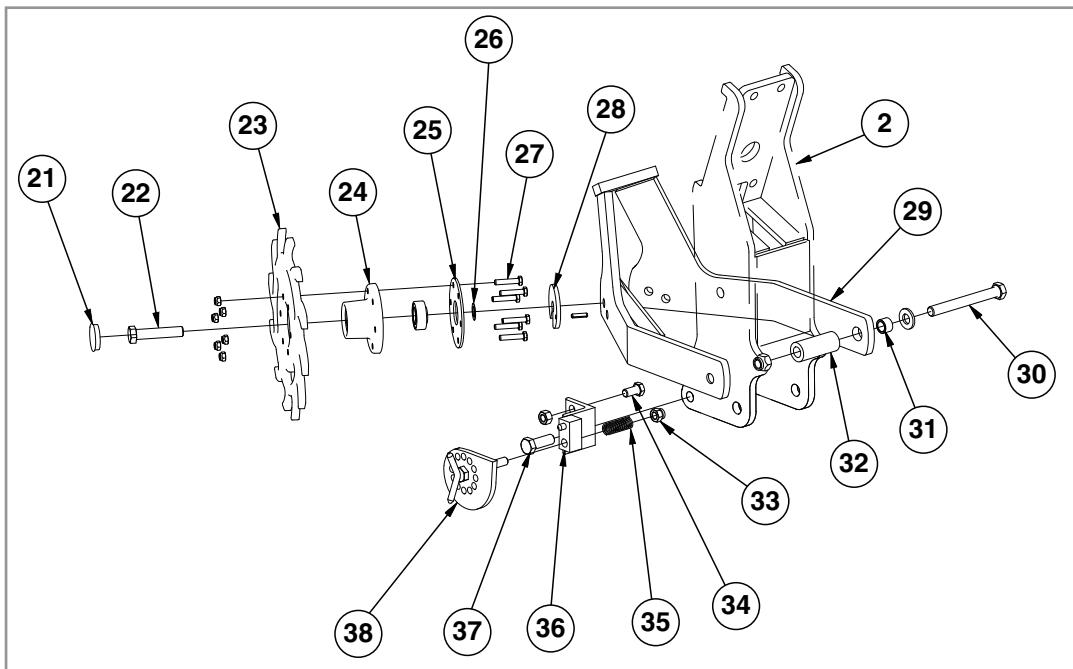
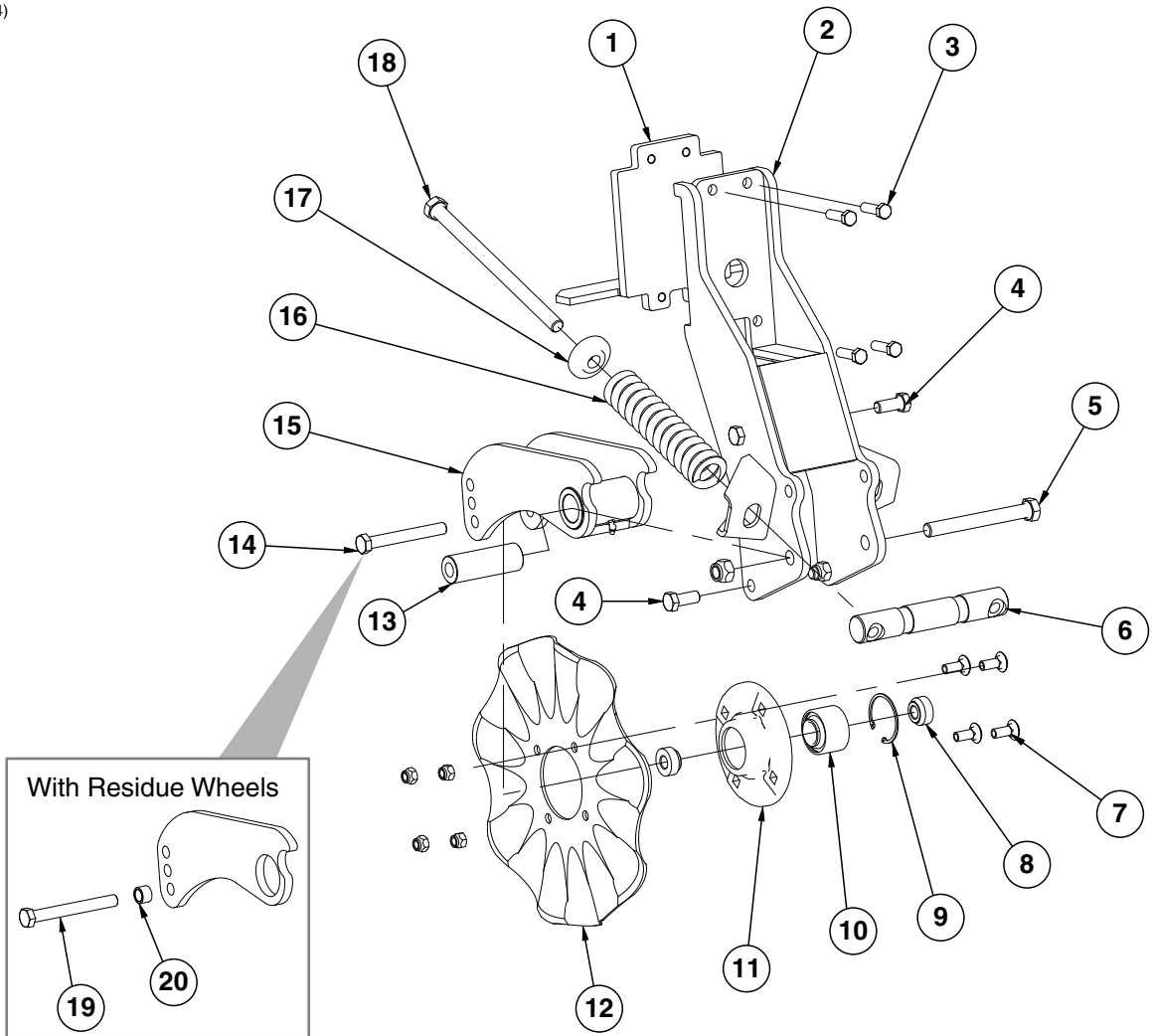
ITEM	PART NO.	QTY. (Per Row)	DESCRIPTION
1	GB0387	1	Wheel, 12 Tine, 3/8" x 12"
2	GA5654	1	Hub W/Bearings
	GA2014	-	Bearing
3	G10133	6	Hex Head Cap Screw, 5/16"-18 x 1 1/2"
	G10109	6	Lock Nut, 5/16"-18, Grade 8
4	GA6838	1	Wheel Mount
5	G10033	2	Hex Head Cap Screw, 1/2"-13 x 3 1/2"
	G10228	2	Lock Washer, 1/2"
	G10102	2	Hex Nut, 1/2"-13
6	GD9720	2	Spacer, 1/2" x 2 3/16" Long
7	G10371	1	Hex Head Cap Screw, 1/2"-13 x 3", Full Thread
8	G10501	1	Hex Jam Nut, 1/2"-13, Grade 2
9	GA6833	1	Upper Link
10	G10574	4	Carriage Bolt, 1/2"-13 x 1 1/4"
	G10111	4	Lock Nut, 1/2"-13
11	GA6832	1	Mount
12	GA6834	1	Lower Link
13	G10348	1	Hex Head Cap Screw, 1/2"-13 x 5" (Lockup Bolt)
	G10111	1	Lock Nut, 1/2"-13
14	GD5857	2	Spring
15	GD9715	2	Spacer, 1/2" x 3" Long
16	G10045	2	Hex Head Cap Screw, 1/2"-13 x 4 1/2"
	G10228	2	Lock Washer, 1/2"
	G10102	2	Hex Nut, 1/2"-13
17	GD9724	1	Backing Plate
18	G10006	1	Hex Head Cap Screw, 5/8"-11 x 2 1/4"
19	GD1132	1	Dust Cap
A	GA12236	-	Wheel Assembly, 12 Tine, R.H. (Items 1-3 and 18)

(IP1293)



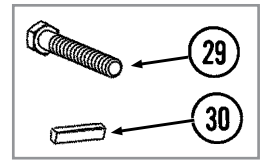
ITEM	PART NO.	QTY. (Per Row)	DESCRIPTION
1	GD1132	2	Dust Cap
2	G10010	2	Hex Head Cap Screw, 5/8"-11 x 3"
	G10503	2	Hex Jam Nut, 5/8"-11, Grade 2
3	GB0387	2	Wheel, 12 Tine, 3/8" x 12"
4	GA5654	2	Hub W/Bearings
	GA2014	-	Bearing
5	GD9724	2	Backing Plate
6	G10133	12	Hex Head Cap Screw, 5/16"-18 x 1 1/2"
	G10109	12	Lock Nut, 5/16"-18, Grade 8
7	G10213	2-4	Machine Bushing, 5/8" (.030" Thick)
8	GA8760	2	Weed Guard W/Spring Pin
	G10765	1	Spring Pin, 1/4" x 1"
9	GB0464	1	Mount
10	G10003	2	Hex Head Cap Screw, 3/8"-16 x 1 1/2"
	G10229	2	Lock Washer, 3/8"
11	G11236	1	Hex Head Cap Screw, 3/4"-10 x 10 1/2"
	G11392	2	Flat Washer, 3/4" SAE
	GB0383	2	Bushing, 1 1/8" O.D. x 25/32" I.D. x 3/4" Long
	G11228	1	Lock Nut, 3/4"-10
12	G10974	1	Lock Nut W/Nylon Insert, 1/2"-13
13	G11389	1	Washer, 1/2" SAE
14	GD10519	1	Spring
15	GA14250	1	Locking Pin
16	GA14251	1	Cam
A	GA12236	-	Wheel Assembly, 12 Tine, R.H. (Items 3-6) (Shown)
	GA12235	-	Wheel Assembly, 12 Tine, L.H. (Items 3-6)
B	G1K531	-	Residue Wheel Mount Kit (Items 9-11 and 15)

(IP1292/IP1294)

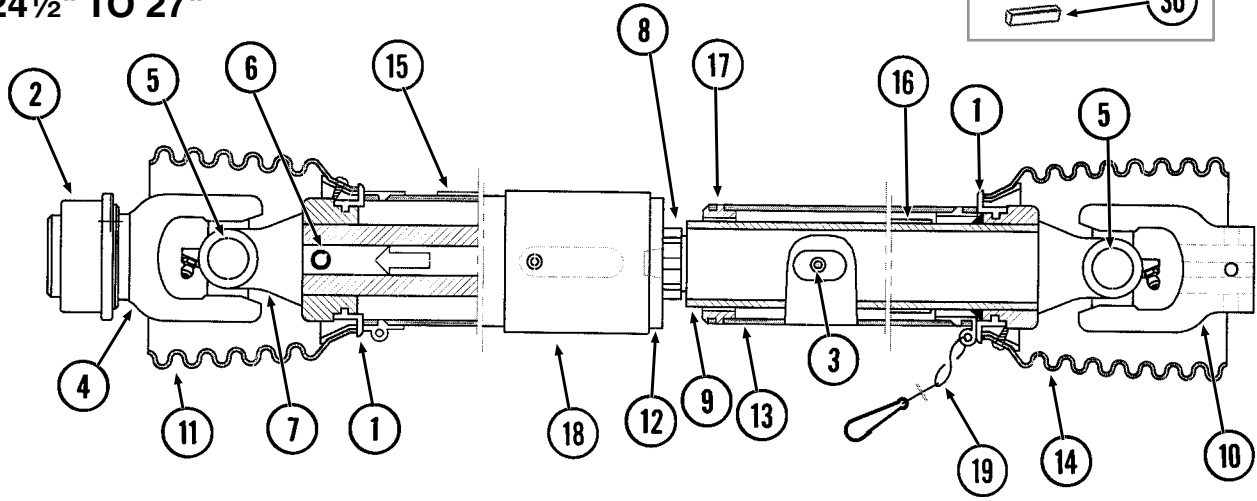


ITEM	PART NO.	QTY. (Per Row)	DESCRIPTION
1	GA9844	1	Plate W/Angle
2	GA9131	1	Coulter Frame
3	G10039	4	Hex Head Cap Screw, 1/2"-13 x 1 3/4"
4	G10007	4	Hex Head Cap Screw, 5/8"-11 x 1 1/2"
	G10107	4	Lock Nut, 5/8"-11
5	G10400	1	Hex Head Cap Screw, 3/4"-10 x 6 1/2"
	G10112	1	Lock Nut, 3/4"-10
6	GD12826	1	Spring Anchor Bar
7	G10574	4	Carriage Bolt, 1/2"-13 x 1 1/4"
	G10111	4	Lock Nut, 1/2"-13
8	GD12827	2	Adapter
9	GD19292	1	Retaining Ring, 2 7/16"
10	GA8603	1	Bearing, Double Row
11	GB0291	1	Coulter Hub
12	GD7803	1	Disc Blade, Fluted, 1", 8 Flutes (Shown)
	GD7804	-	Disc Blade, Bubbled, 1"
	GD9254	-	Disc Blade, Fluted, 3/4", 13 Flutes
13	GD12829	1	Sleeve
14	G10046	1	Hex Head Cap Screw, 5/8"-11 x 5"
	G10107	1	Lock Nut, 5/8"-11
15	GA9845	1	Coulter Arm W/Grease Fitting
	G10643	-	Grease Fitting, 45°, 1/4"-28
16	GD12817	2	Compression Spring
17	GB0213	2	Spring Seat
18	G11010	2	Hex Head Cap Screw, 3/4"-10 x 12"
19	G10011	1	Hex Head Cap Screw, 5/8"-11 x 5 1/2"
20	GB0218	1	Bushing, 2 1/32" I.D. x 7/8" O.D. x 1 9/32" Long
21	GD1132	2	Dust Cap
22	G10010	2	Hex Head Cap Screw, 5/8"-11 x 3"
	G10503	2	Hex Jam Nut, 5/8"-11, Grade 2
23	GB0387	2	Wheel, 12 Tine, 3/8" x 12"
24	GA5654	2	Hub W/Bearings
	GA2014	2	Bearing
25	GD9724	2	Backing Plate
26	G10213	2	Machine Bushing, 5/8" (.030" Thick)
27	G10133	12	Hex Head Cap Screw, 5/16"-18 x 1 1/2"
	G10109	12	Lock Nut, 5/16"-18, Grade 8
28	GA9862	2	Weed Guard W/Spring Pin
	G10765	1	Spring Pin, 1/4" x 1"
29	GA9865	1	Mount
30	G10011	2	Hex Head Cap Screw, 5/8"-11 x 5 1/2"
	G11391	2	Flat Washer, 5/8" SAE
	G10730	2	Lock Nut W/Nylon Insert, 5/8"-11
31	GB0218	2	Bushing, 2 1/32" I.D. x 7/8" O.D. x 1 9/32" Long
32	GD14170	2	Sleeve, 3"
34	G10014	1	Hex Head Cap Screw, 1/2"-13 x 1"
	G10102	1	Hex Nut, 1/2"-13
33	G10974	1	Lock Nut W/Nylon Insert, 1/2"-13
35	GD10519	1	Spring
36	GA15312	1	Support
37	G10005	1	Hex Head Cap Screw, 5/8"-11 x 1 3/4"
	G10107	1	Lock Nut, 5/8"-11
38	GA9861	1	Cam
A	GA12236	-	Wheel Assembly, 12 Tine, R.H. (Items 23-25 and 27) (Shown)
	GA12235	-	Wheel Assembly, 12 Tine, L.H. (Items 23-25 and 27)
B	GA8641	1	Hub W/Bearing And Retaining Ring (Items 9-11)

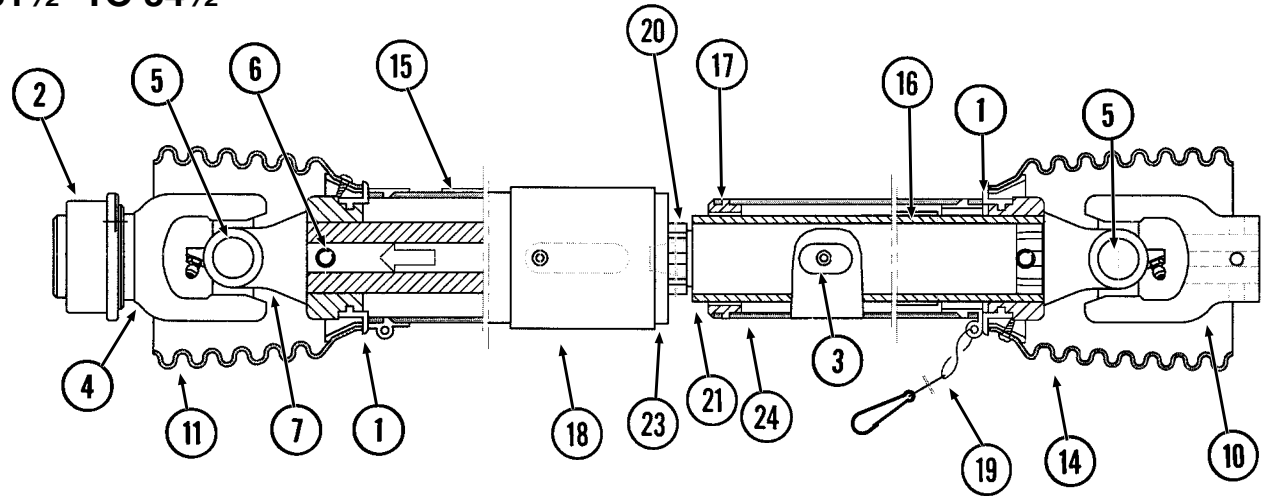
(A13248/A13249/A13250/FWD165)



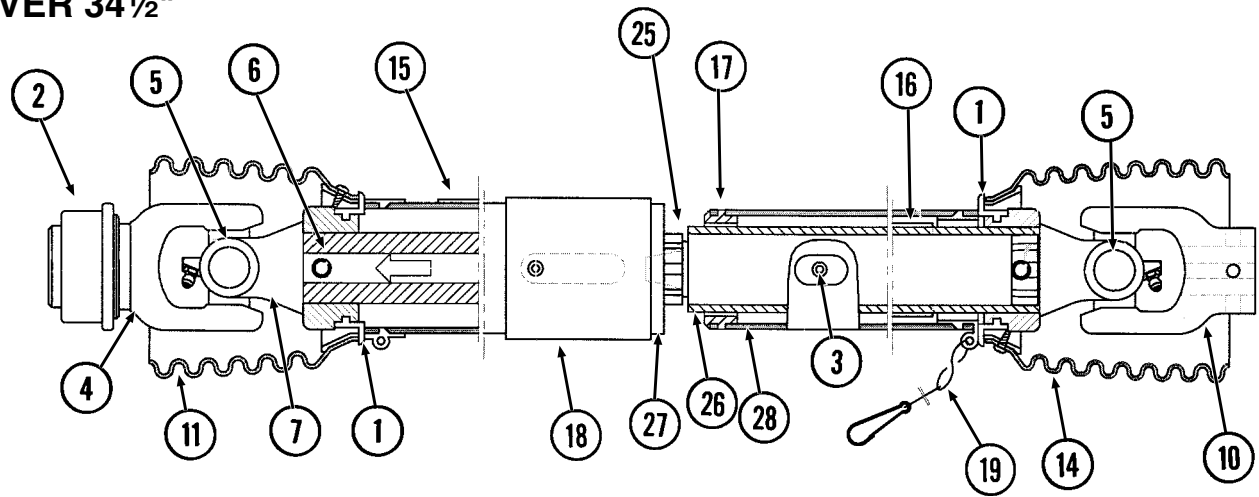
24½" TO 27"



31½" TO 34½"

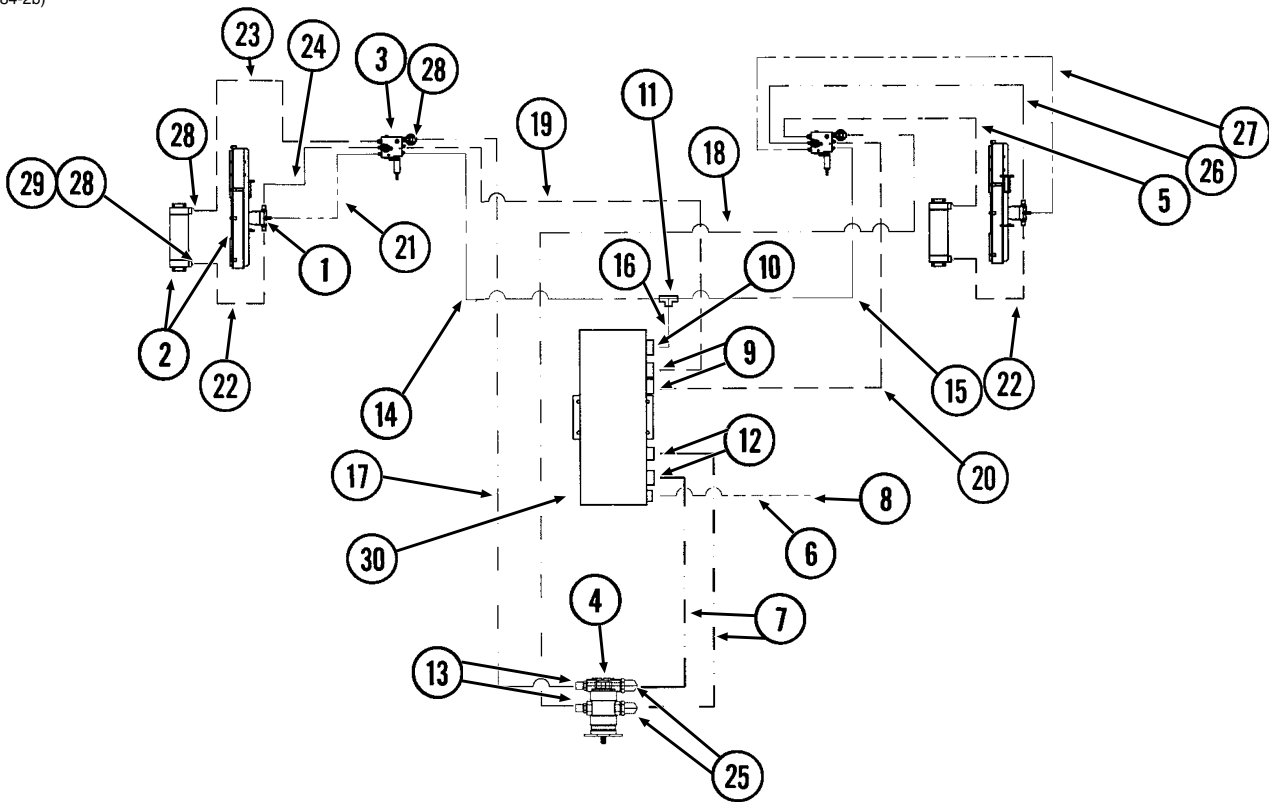


OVER 34½"



ITEM	PART NO.	QTY.	DESCRIPTION
1	GR1220	2	Bearing Ring
2	GR1246	1	Quick Disconnect Kit
3	GR1430	1	Grease Fitting, 3/16" Drive-In
4	GR1850	1	Yoke, 1 3/4"-20 Spline
5	GR1851	2	Cross & Bearing Kit
6	GR1852	1	Spring Pin, 10mm x 80mm
7	GR1853	1	Inboard Yoke
8	GR1855	1	Inner Profile
9	GR1858	1	Outer Profile
10	GR1861	1	Yoke, 1 3/8"
11	GR1862	1	Shield Cone
12	GR1864	1	Outer Shield Tube
13	GR1867	1	Inner Shield Tube
14	GR1869	1	Shield Cone
15	GR1870	1	Outer Decal
16	GR1871	1	Inner Decal
17	GR1872	1	Support Bearing
18	GR1874	1	Cover
19	GR1875	1	Safety Chain
20	GR1856	1	Inner Profile
21	GR1859	1	Outer Profile
22	GR1960	1	Inboard Yoke
23	GR1865	1	Outer Shield Tube
24	GR1868	1	Inner Shield Tube
25	GR1854	1	Inner Profile
26	GR1857	1	Outer Profile
27	GR1863	1	Outer Shield Tube
28	GR1866	1	Inner Shield Tube
29	G10062	1	Hex Head Cap Screw, 3/8"-16 x 3"
	G10108	1	Lock Nut, 3/8"-16
30	GD13226-02	1	Key, 5/16" Square x 1 3/4"

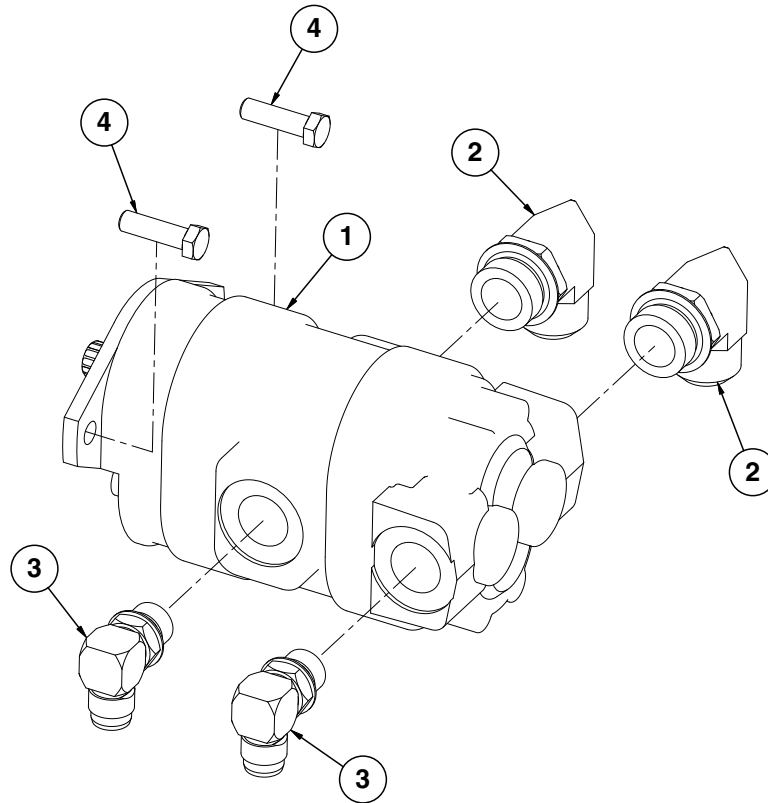
(A12484-2b)



ITEM	PART NO.	QTY.	DESCRIPTION
1	---	-	See "Vacuum Fan Hydraulic Motor Assembly" on page P50
2	---	-	See "Vacuum System" on page P54
3	---	-	See "Vacuum Fan Motor Valve Block Assembly (Located On Both Sides Of Planter)" on page P51
4	---	-	See "PTO Pump Assembly" on page P49
5	*A3385	1	Hose Assembly, 3/4" x 182"
6	*A12704	1	Hose Assembly, 1/2" x 32"
7	*A11808	2	Hose Assembly, 1 1/4" x 26"
8	G304-C-10	1	Cap Nut, 7/8"-14
9	G6801-12 GR1467	2 -	Elbow W/O-Ring, 90°, 1 1/16"-12 Male JIC To O-Ring O-Ring
10	G6801-10 GR1466	1 -	Elbow W/O-Ring, 90°, 7/8"-14 Male JIC To O-Ring O-Ring
11	G2603-08	1	Tee, 3/4"-16 Male JIC
12	G6400-20 GR1787	2 -	Adapter, 1 5/8"-12 JIC To O-Ring O-Ring
13	G6801-12	2	Elbow W/O-Ring, 90°, 1 1/16"-12 Male JIC To O-Ring
14	*A3201	1	Hose Assembly, 3/8" x 176"
15	*A3283	1	Hose Assembly, 3/8" x 108"
16	*A12048	1	Hose Assembly, 3/8" x 76"
17	GA11427	1	Hose Assembly, 5/8" x 218"
18	*A11426	1	Hose Assembly, 5/8" x 224"
19	*A12903	1	Hose Assembly, 3/4" x 246"
20	*A12902	1	Hose Assembly, 3/4" x 262"
21	*A3290	1	Hose Assembly, 3/8" x 98"
22	*A3381	2	Hose Assembly, 3/4" x 26"
23	*A3384	1	Hose Assembly, 3/4" x 122"
24	*A11410	1	Hose Assembly, 5/8" x 98"
25	G6801-20 GR1787	1 -	Elbow W/O-Ring, 90°, 1 5/8"-12 Male JIC To O-Ring O-Ring
26	*A11409	1	Hose Assembly, 5/8" x 170"
27	*A3291	1	Hose Assembly, 3/8" x 168"
28	G6400-12 GR1467	8 -	Connector W/O-Ring, 1 1/16"-12 Male JIC To O-Ring O-Ring
29	G6502-12	2	Swivel Elbow, 45°, 1 1/16"-12 Male JIC To Female
30	GA12845	1	Tank, 8 Gallon

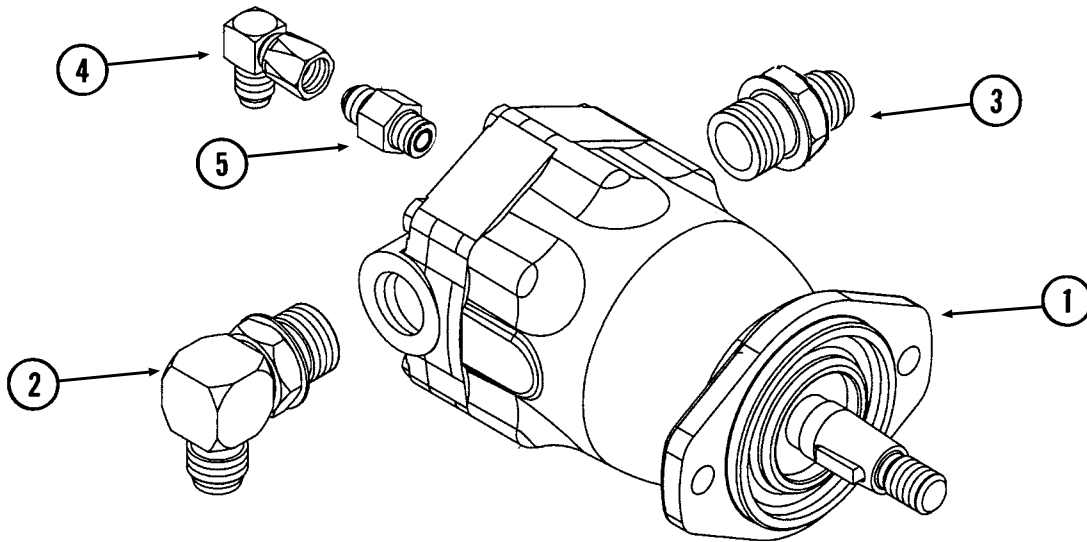
*Hydraulic hose is not stocked by Kinze Repair Parts, but can be made available on a special order basis. Call for quote.

(IP1106)



ITEM	PART NO.	QTY.	DESCRIPTION
1	GA13793	1	PTO Pump
2	G6801-20 GR1787	2 -	Elbow W/O-Ring, 90°, 1 ⁵ / ₈ "-12 Male JIC To O-Ring O-Ring
3	G6801-12 GR1467	2 -	Elbow W/O-Ring, 90°, 1 ¹ / ₁₆ "-12 Male JIC To O-Ring O-Ring
4	G10747 G11389 G10111	2 2 2	Hex Head Cap Screw, 1/2"-13, Grade 8 Flat Washer, 1/2" SAE Lock Nut, 1/2"-13
A	GR1946	-	Seal Kit

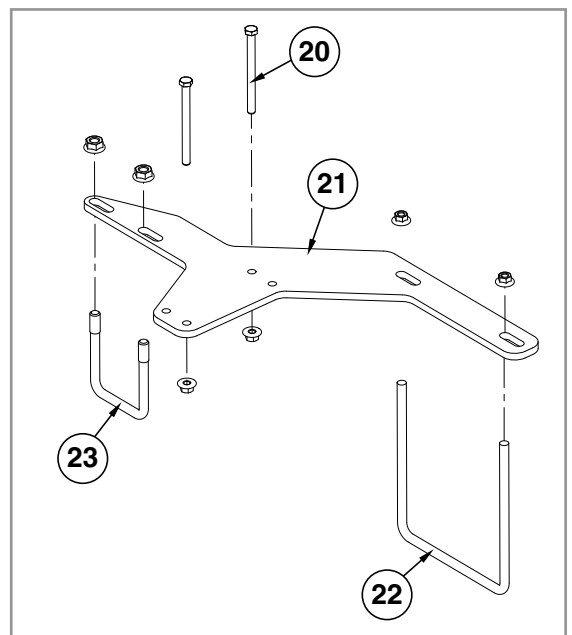
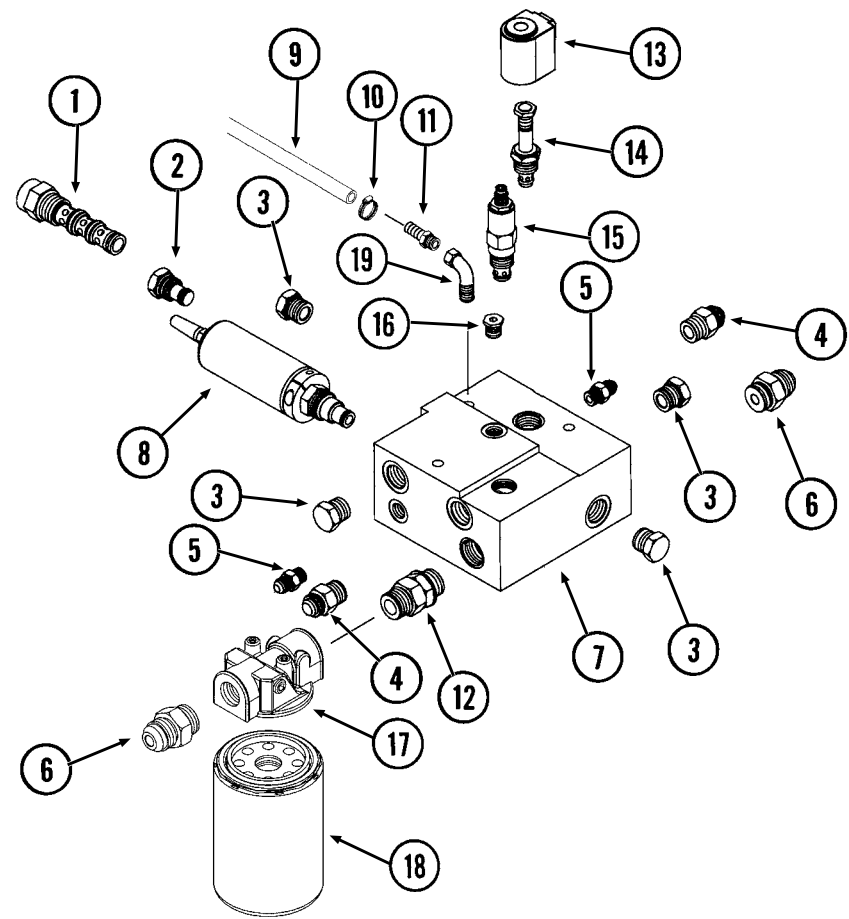
(METR21b)



ITEM	PART NO.	QTY.	DESCRIPTION
1	GA10149 GR1734	1 -	Hydraulic Motor Seal Kit
2	G6801-10-12 GR1467	1 -	Elbow W/O-Ring, 90°, 7/8"-14 Male JIC To 1 1/16"-12 O-Ring O-Ring
3	G6400-12 GR1467	2 -	Connector W/O-Ring, 1 1/16"-12 Male JIC To O-Ring O-Ring
4	G6500-06	1	Swivel Elbow, 90°, 9/16"-18 Male JIC To Female
5	G6400-06 GR1045	1 -	Connector W/O-Ring, 9/16"-18 Male JIC To O-Ring O-Ring

Vacuum Fan Motor Valve Block Assembly (Located On Both Sides Of Planter)

(FWD126a/IP1207)

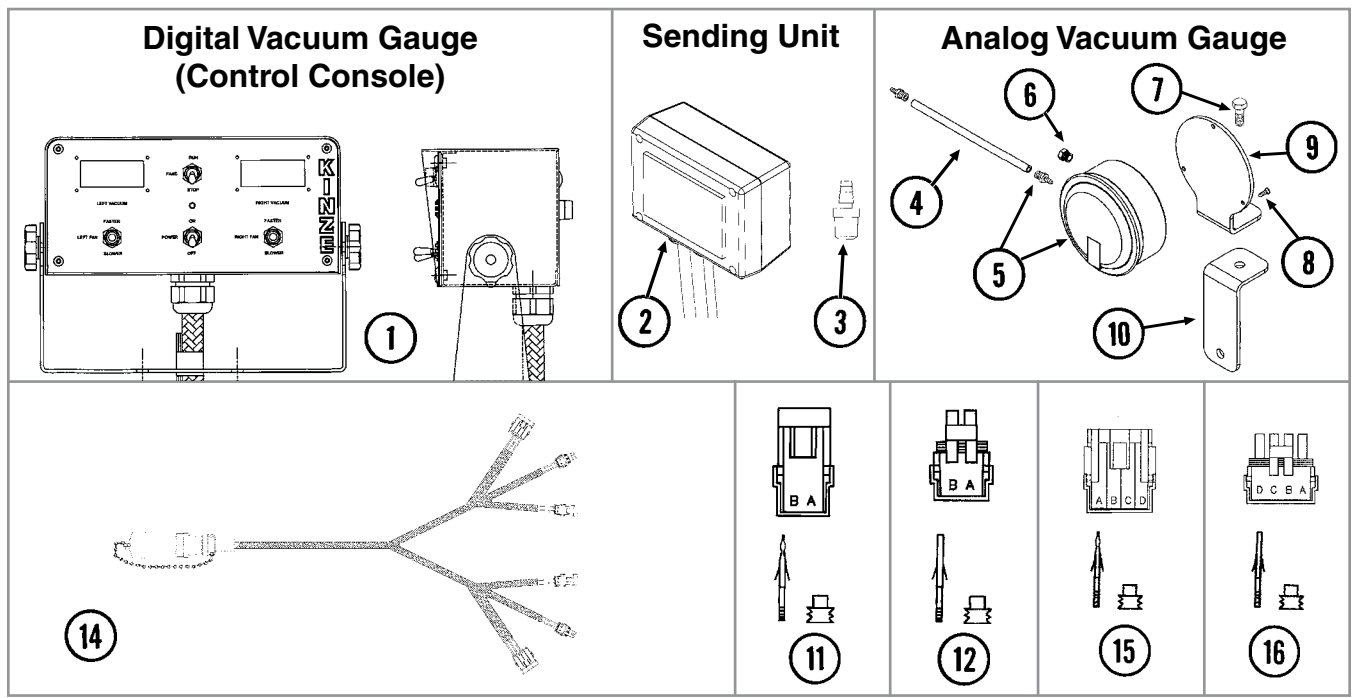
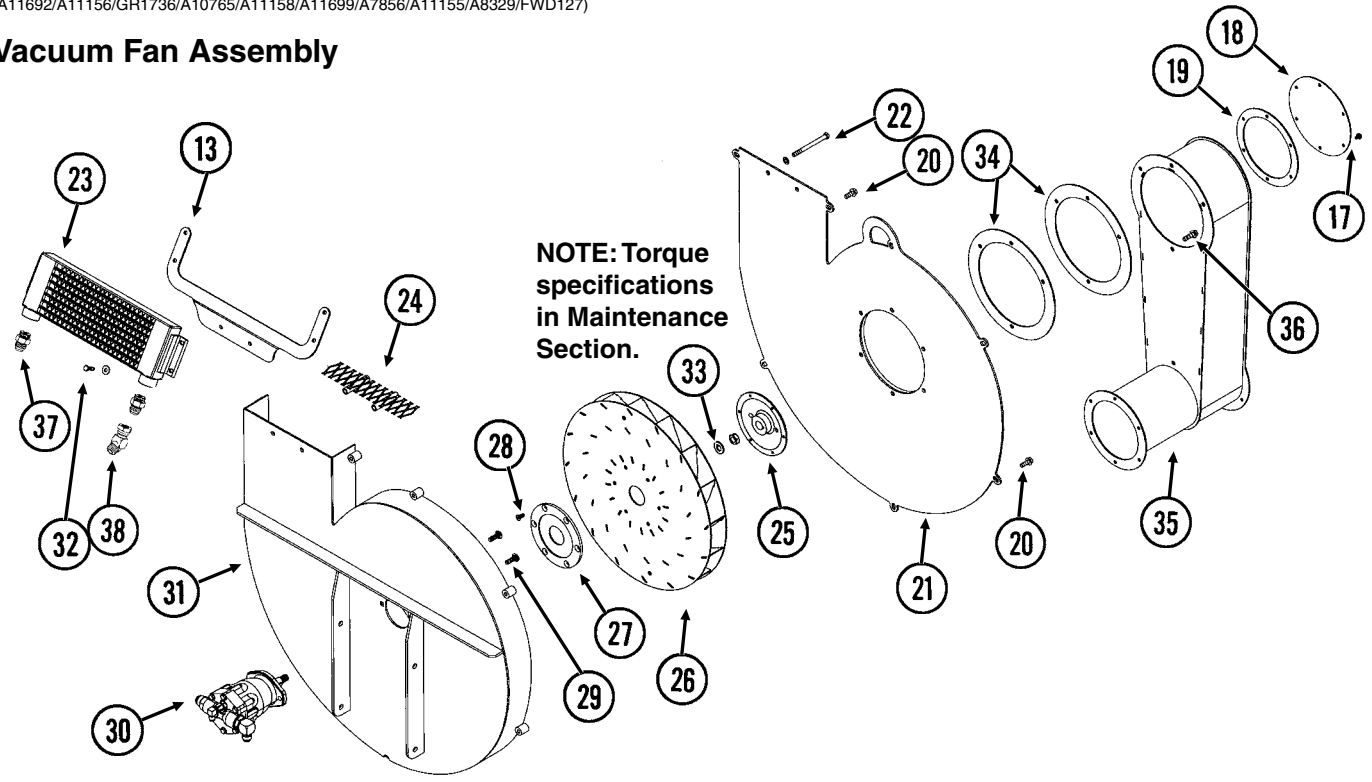


**Vacuum Fan Motor Valve Block Assembly
(Located On Both Sides Of Planter)**

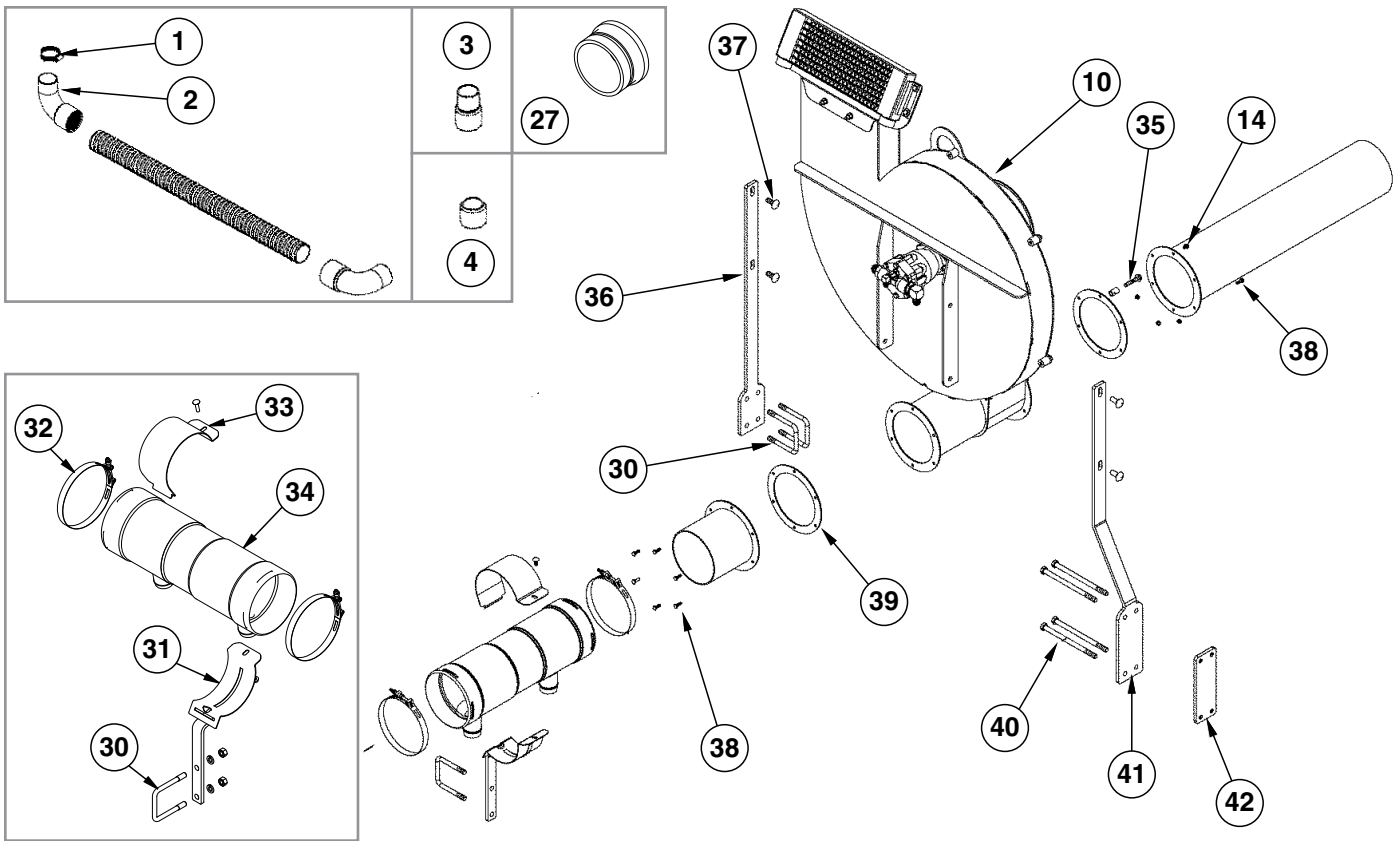
ITEM	PART NO.	QTY.	DESCRIPTION
1	GA11682	1	Pressure Compensating Element
2	GA11934	1	Relief Valve Cartridge
3	G6408-10 GR1466	4 -	Plug W/O-Ring, 7/8"-14 O-Ring O-Ring
4	G6400-10 GR1466	2 -	Connector W/O-Ring, 7/8"-14 Male JIC To O-Ring O-Ring
5	G6400-06 GR1045	2 -	Connector W/O-Ring, 9/16"-18 Male JIC To O-Ring O-Ring
6	G6400-12 GR1467	2 -	Connector W/O-Ring, 1 1/16"-12 Male JIC To O-Ring O-Ring
7	GD16873	1	Valve Block
8	GA11799	1	Flow Control Cartridge W/Terminals
9	GD6279-05	1	Clear Plastic Tubing, 9/16" O.D. x 60"
10	G10681	1	Hose Clamp, No. 6
11	GD11700	1	Adapter, 1/4" NPT To 3/8" Barb
12	G6403-NWO-12 GR1467	1 -	Adjustable Union, 1 1/16"-12 O-Ring O-Ring
13	GA11900	1	Coil W/Terminals
14	GA11680	1	Cartridge
15	GA11679	1	Relief Valve
16	G6408-H06-O GR1045	1 -	Hex Socket Head Plug W/O-Ring, 9/16"-18 O-Ring O-Ring
17	GD16038	1	Filter Head
18	GD16037	1	Oil Filter, 10 Micron
19	G11260	1	Elbow, 1/4" NPT Male To Female
20	G10753 G11091	2 2	Hex Head Cap Screw, 3/8"-16 x 4 1/2" Serrated Flange Nut, 3/8"-16
21	GD16874	1	Manifold Block Mount
22	GD7145 G10071	1 2	U-Bolt, 7" x 7" x 1/2"-13 Serrated Flange Nut, 1/2"-13
23	GD4743 G10071	1 2	U-Bolt, 3" x 3" x 1/2"-13 Serrated Flange Nut, 1/2"-13

(A11692/A11156/GR1736/A10765/A11158/A11699/A7856/A11155/A8329/FWD127)

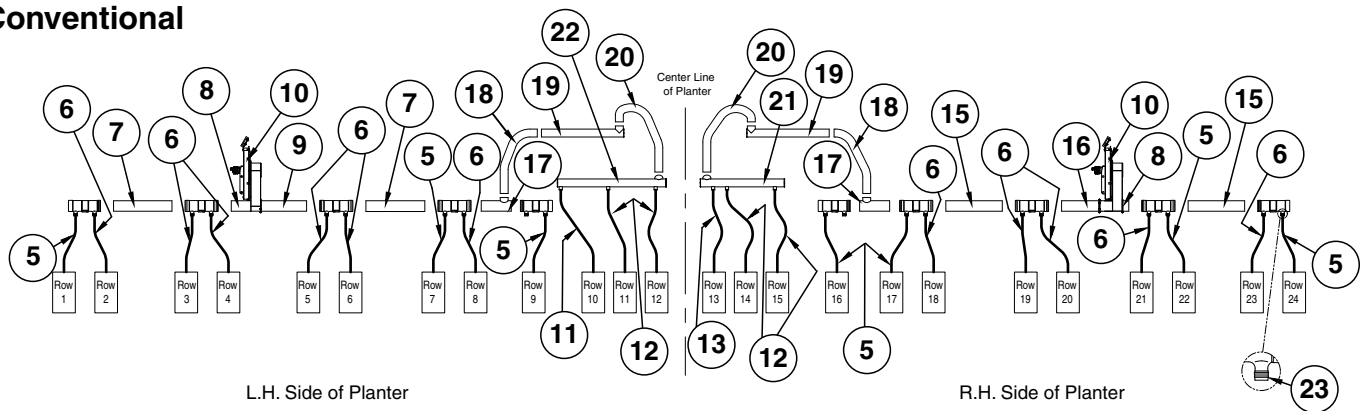
Vacuum Fan Assembly



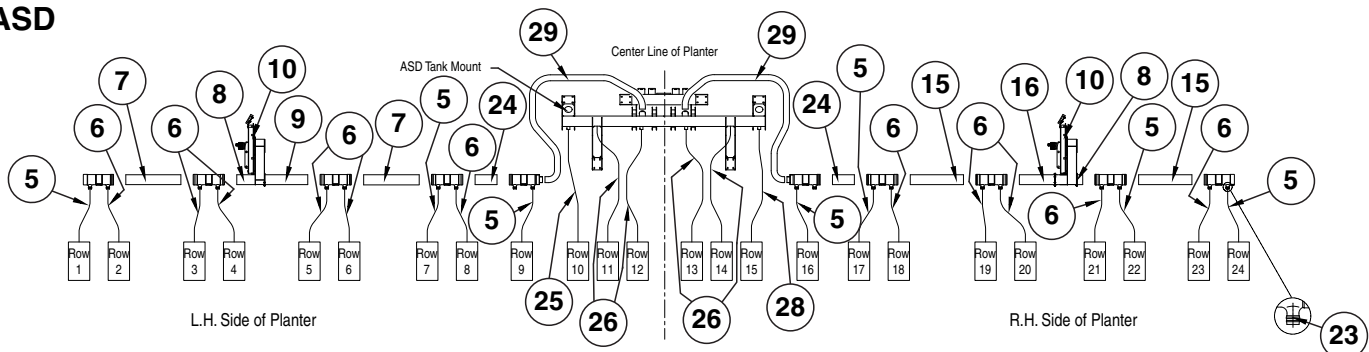
ITEM	PART NO.	QTY. (Per Assy.)	DESCRIPTION
1	G8081X	1	Backlit Control Console Assembly W/Mounting Brackets, Harness W/Dust Cap And Power Cable
	GD14640	-	Mounting Bracket
	GA6975	-	Knob
	GD2829	-	Fuse, 15 Amp, Type AGC
2	GA11156	1	Sending Unit W/¼" Tubing And Harness
	GD16324-01	-	Clear Plastic Tubing, ¼" x 45"
	GA9964	-	Strain Relief
3	GR1736	1	Hose Barb, ⅛" Male NPT To Barb
4	GD15849-02	1	Clear Plastic Tubing, ⅝" O.D. x 120"
5	GA10765	1	Analog Vacuum Gauge W/Hose Barb
	GR1777	-	Hose Barb, ⅛" Male NPT To ⅜" Barb
6	GA10799	1	Breather, ⅛" Male NPT
7	G10001	1	Hex Head Cap Screw, ⅜"-16 x 1"
	G11387	1	Flat Washer, ⅜" SAE
	G10108	1	Lock Nut, ⅜"-16
8	G11138	3	Hex Socket Head Cap Screw, No. 6-32 x ½", Grade 8
9	GD15804	1	Mount
10	GD15803	1	Support
11	G1K321	-	2-Pin Female Connector Kit (Black), Includes: (3) 2-Pin Female Housings, (6) Pin Contacts, (6) Seals
12	G1K320	-	2-Pin Male Connector Kit (Black), Includes: (3) 2-Pin Male Housings, (6) Socket Contacts, (6) Seals
13	GD16608	1	Bracket
14	GA11689	1	Harness, 432"
15	GA8328	-	4-Pin Female Connector Kit, Includes: (1) 4-Pin Female Housing, (4) Seals, (4) Pin Contacts
16	GA8329	-	4-Pin Male Connector Kit, Includes: (1) 4-Pin Male Housing, (4) Seals, (4) Sockets
17	G11166	6	Whiz Lock Bolt, ¼"-20 x ¾"
18	GD16840	1	Cover
19	GD16991	1	Cover Gasket, ⅛" x 8⅝" (6½" I.D.)
20	G11124	7	Whiz Lock Bolt, ⅜"-18 x 1"
21	GA10752	1	Cover
22	G10753	2	Hex Head Cap Screw, ⅜"-16 x 4½"
	G11387	2	Flat Washer, ⅜" SAE
	G10108	2	Lock Nut, ⅜"-16
23	GA10917	1	Oil Cooler
24	GA11987	2	Screen
25	GD15790	1	Hub
26	GA10635	1	Impeller
27	GD15789	1	Backing Plate
28	G11133	6	Hex Socket Head Cap Screw, ⅝"-18 x ¾", Grade 8
29	G10599	2	Carriage Bolt, ⅜"-16 x 1¼"
	G10229	2	Lock Washer, ⅜"
	G10101	2	Hex Nut, ⅜"-16
30	---	-	See "Vacuum Fan Hydraulic Motor Assembly" on page P50
31	GA10148	1	Shroud
32	G10019	4	Hex Head Cap Screw, ⅝"-18 x 1"
	G11386	4	Flat Washer, ⅝" SAE
	G10109	4	Lock Nut, ⅝"-18, Grade B
33	G11391	1	Flat Washer, ⅝" SAE
	G10499	1	Hex Jam Nut, ⅝"-18, Grade 2
34	GD16992	2	Gasket, ⅛" x 11⅞"
35	GA11651	1	Outlet
36	G11204	4	Hex Head Cap Screw, ⅜"-16 x 1¼"
37	G6400-12	2	Connector W/O-Ring, 1⅜"-12 Male JIC To O-Ring
	GR1467	-	O-Ring
38	G6502-12	1	Swivel Elbow, 45°, 1⅜"-12 Male JIC To Female
A	GA11757	-	Vacuum Fan Assembly (Items 13, 20-31 And 33)



Conventional

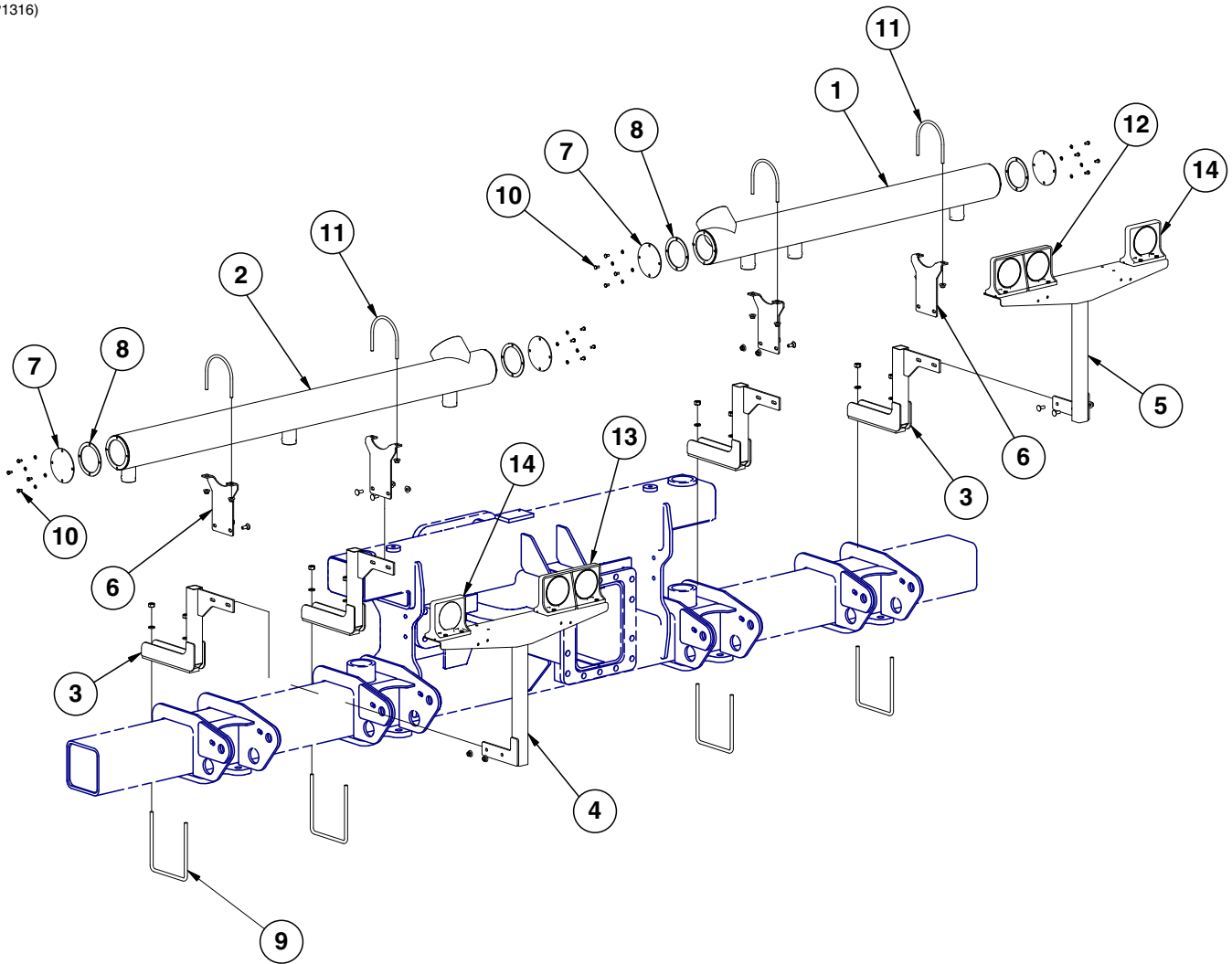


ASD



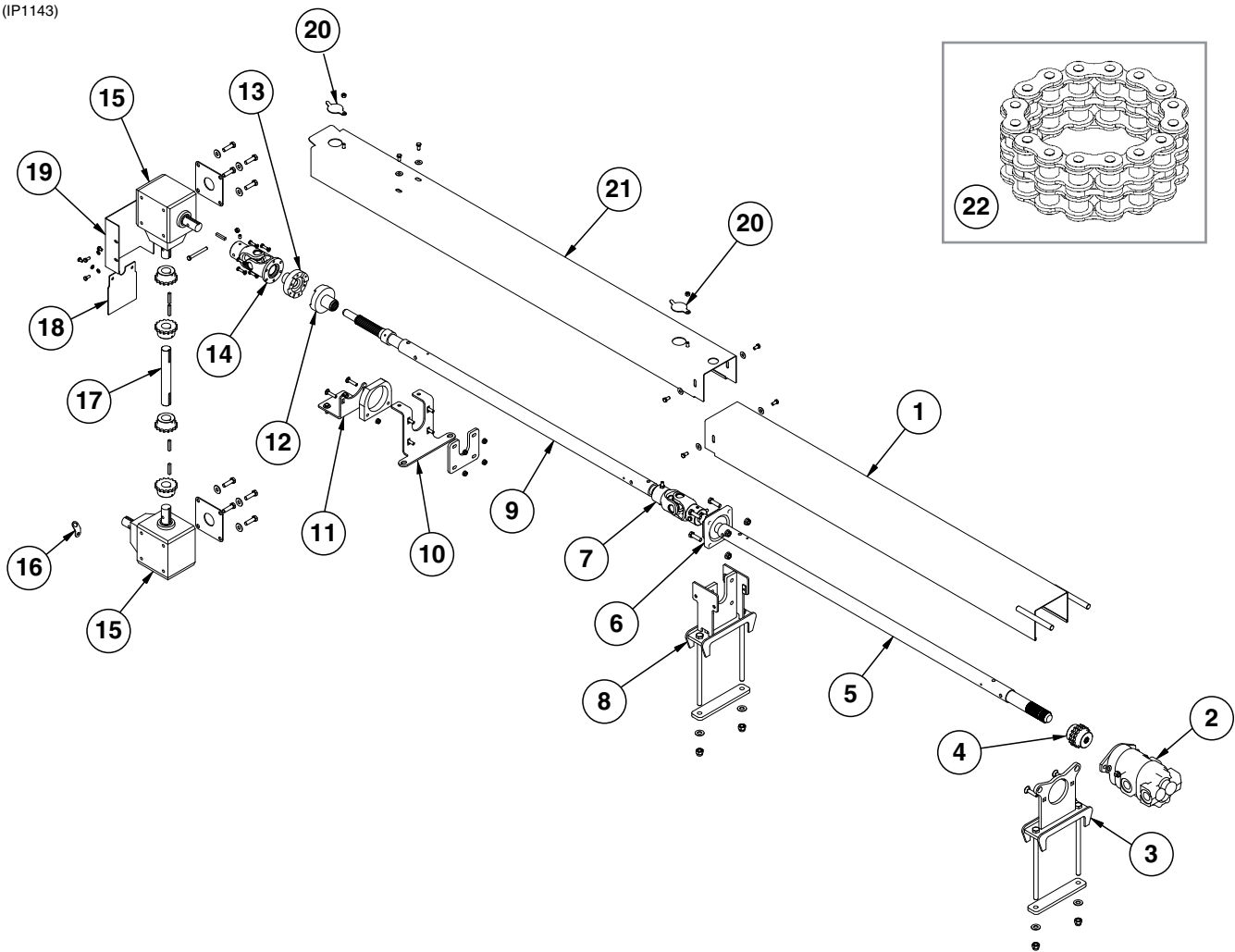
ITEM	PART NO.	QTY.	DESCRIPTION
1	G10676	24	Hose Clamp, No. 36, Stainless Steel
2	GD14626	32	Elbow, 90°, 2"
3	GD14627	16	Coupler, 2"
4	G11147	-	Cap, 2"
5	GD15792-06	7	Hose, 2" x 42"
6	GD15792-12	11	Hose, 2" x 44"
7	GD15856-07	2	Pipe, 6" x 42"
8	GA11653	2	Manifold Flange, 6"
9	GA11655	1	Manifold Flange, 31"
10	---	-	See "Vacuum System" on page P54
11	GD15792-03	1	Hose, 2" x 28"
12	GD15792-19	1	Hose, 2" x 26"
13	GD15792-05	1	Hose, 2" x 38"
14	G11166	-	Whiz Lock Bolt, 1/4"-20 x 3/4"
15	GD15856-06	2	Pipe, 6" x 40 1/2"
16	GA11654	1	Manifold Flange, 26"
17	GA11204	2	Manifold, 19"
18	GD15867-02	2	Hose, 5" x 50"
	G11188	4	T-Bolt Clamp, 5 1/4"
19	GA11657	2	Manifold, 52 7/64"
20	GD15867-05	2	Hose, 5" x 55"
	G11188	4	T-Bolt Clamp, 5 1/4"
21	---	-	See "Rear Manifolds and Lights (Conventional)" on page P57
22	---	-	See "Rear Manifolds and Lights (Conventional)" on page P57
23	G11147	26	Cap, 2"
24	GD15856-02	2	Pipe, 6" x 20"
25	GD15792-13	1	Hose, 2" x 50"
26	GD15792-12	3	Hose, 2" x 44"
27	GD17052	-	Vacuum Plug
28	GD15792-06	1	Hose, 2" x 42"
29	GD15791-09	2	Hose, 4" x 110"
	GA11061	2	End, 4"
	G11137	4	T-Bolt Clamp, 4 1/4", Stainless Steel
30	GD4743	1	U-Bolt, 3" x 3" x 1/2"-13
	G10228	2	Lock Washer, 1/2"
	G10102	2	Hex Nut, 1/2"-13
31	GA11656	1	Support
32	G11145	2	T-Bolt Clamp, 7"
33	GD15854	1	Clamp
	G10620	1	Serrated Flange Nut, 5/16"-18
	G10338	1	Carriage Bolt, 5/16"-18 x 1 1/4"
34	GD15799	1	Manifold, 21" (Open Both Ends)
35	G11199	2	Whiz Lock Bolt, 3/8"-16 x 2"
	GD8893-07	2	Sleeve, 1" Long
36	GD16844	-	Support
37	G10574	-	Carriage Bolt, 1/2"-13 x 1 1/4"
	G10071	-	Serrated Flange Nut, 1/2"-13
38	G10023	-	Hex Head Cap Screw, 1/4"-20 x 3/4"
	G10110	-	Lock Nut, 1/4"-20, Grade B
39	GD16842	4	Manifold Gasket, 1/8" x 8 3/8" (6 5/8" I.D.)
40	G11200	8	Hex Head Cap Screw, 1/2"-13 x 8"
41	GD16845	2	Support
	GD23413	-	Support (Liquid Fertilizer, R.H. Wing Only)
42	GD16843	2	Tap Block

(IP1316)



ITEM	PART NO.	QTY.	DESCRIPTION
1	GA11658	1	Manifold, 53 ²³ / ₆₄ ", R.H.
2	GA11659	1	Manifold, 68 ⁵⁵ / ₆₄ ", L.H.
3	GA11660	4	Rear Support
4	GA11771	1	Light Bracket, L.H. (Conventional Planters)
5	GA11772	1	Light Bracket, R.H. (Conventional Planters)
6	GD16855	4	Rear Support Tube
	G10305	8	Carriage Bolt, 3/8"-16 x 1"
	G11091	8	Serrated Flange Nut, 3/8"-16
7	GD16854	4	Cover
8	GD16864	4	Gasket, 1/8"
9	GD7145	4	U-Bolt, 7" x 7" x 1/2"-13
	G10228	8	Lock Washer, 1/2"
	G10102	8	Hex Nut, 1/2"-13
10	G10022	16	Hex Head Cap Screw, 1/4"-20 x 1/2"
	G10227	16	Lock Washer, 1/4"
11	GD15833	4	U-Bolt, 5" Diameter x 3/8"-16
	G11091	8	Serrated Flange Nut, 3/8"-16
12	GA10571	1	Double Light Assembly
	GR1733	-	Red Lens
	GR1731	-	Amber Lens
	GR1732	-	Cover
	GR1208	-	Bulb
	G11330	4	Hex Head Cap Screw, 1/4"-20 x 1 1/4"
	G10110	4	Lock Nut, 1/4"-20, Grade B
13	GA10572	1	Double Light Assembly
	GR1733	-	Red Lens
	GR1731	-	Amber Lens
	GR1732	-	Cover
	GR1208	-	Bulb
	G11330	4	Hex Head Cap Screw, 1/4"-20 x 1 1/4"
	G10110	4	Lock Nut, 1/4"-20, Grade B
14	GA10576	1	Single Amber Light Assembly
	GR1731	-	Amber Lens
	GR1208	-	Bulb
	G10064	4	Hex Head Cap Screw, 1/4"-20 x 1"
	G10110	4	Lock Nut, 1/4"-20, Grade B

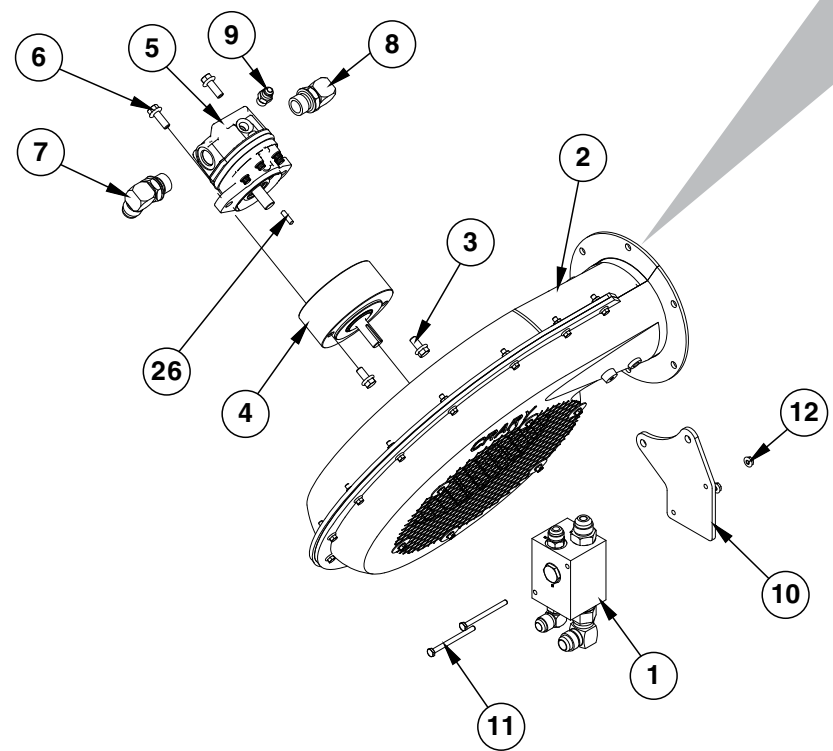
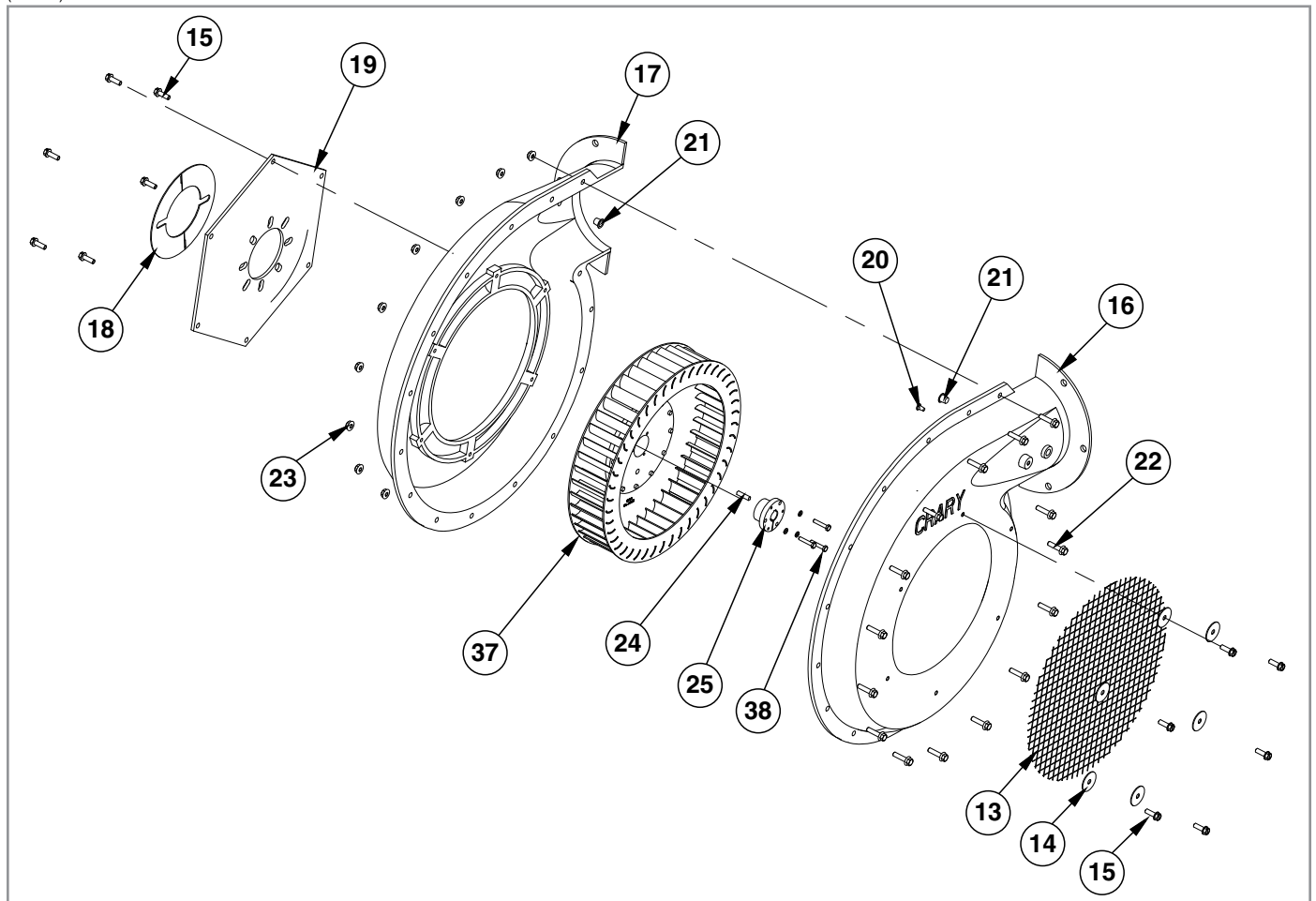
(IP1143)



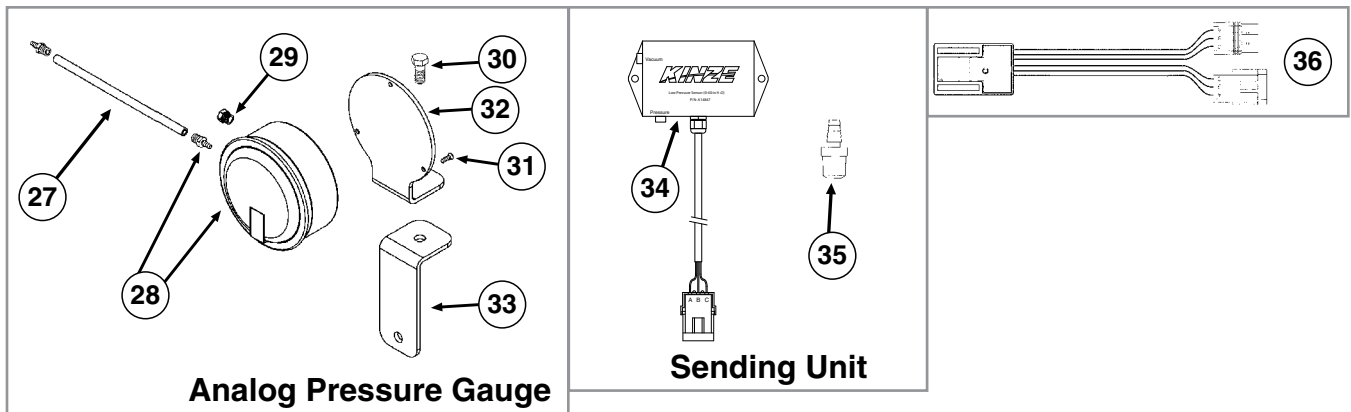
ITEM	PART NO.	QTY.	DESCRIPTION
1	GA12819	1	Rear Shaft Cover
	G10002	2	Hex Head Cap Screw, 3/8"-16 x 3/4"
	G11387	2	Flat Washer, 3/8" SAE
2	---	-	See "PTO Pump Assembly" on page P49
	G10747	2	Carriage Bolt, 1/2"-13 x 2"
	G11389	2	Flat Washer, 1/2" SAE
	G10111	2	Lock Nut, 1/2"-13
3	GA14103	1	Pump Mount
	G10107	2	Lock Nut, 5/8"-11
	GD18279	1	Plate
	G11391	2	Flat Washer, 5/8" SAE
	G11122	2	Hex Head Cap Screw, 5/8"-11 x 12"
4	GA14104	1	PTO Chain Coupling
	GD19221	1	Coupling Half, 7/8"-13
	GD20047	1	Coupling Half, 1 3/4"-20
	GD20046	1	Pad
5	GA12850	1	Rear PTO Shaft
6	GA0450	1	Bearing W/Lock Collar And Set Screw, 1 1/2"
	GR0266	-	Lock Collar ("FAFNIR" Stamped On Bearing)
	G10039	4	Hex Head Cap Screw, 1/2"-13 x 1 3/4"
	G10071	4	Serrated Flange Nut, 1/2"-13

ITEM	PART NO.	QTY.	DESCRIPTION
7	GA12863	1	PTO Knuckle Assembly
	G10120	2	Hex Socket Set Screw, 3/8"-16 x 1/2"
	G10108	2	Lock Nut, 3/8"-16
	G10061	2	Hex Head Cap Screw, 3/8"-16 x 3 1/2"
	GD13226-02	2	Key, 5/16" Square x 1 3/4"
8	GA12844	1	Bearing Mount
	G10107	2	Lock Nut, 5/8"-11
	GD18279	1	Lower Mount Plate
	G11391	2	Flat Washer, 5/8" SAE
	G11122	2	Hex Head Cap Screw, 5/8"-11 x 12"
9	GA12849	1	Front PTO Shaft
	GD18324	1	Lock Sleeve
10	GA12851	1	Shaft Guide Mount
	GD18321	1	Pad
	G10599	4	Carriage Bolt, 3/8"-16 x 1 1/4"
	G10622	4	Serrated Flange Nut, 3/8"-16
11	GD18320	1	Mount
	GD18319	1	Guide Pad
	G11134	2	Carriage Bolt, 3/8"-16 x 1 3/4"
	G10622	2	Serrated Flange Nut, 3/8"-16
	G10004	2	Hex Head Cap Screw, 3/8"-16 x 1 1/4"
	G11387	2	Flat Washer, 3/8" SAE
12	GD18191	1	Coupler
13	GA13546	1	Coupler Assembly
14	GA12864	1	PTO Knuckle Assembly
	G10232	6	Lock Washer, 5/16"
	G10120	1	Hex Socket Set Screw, 3/8"-16 x 1/2"
	G10108	1	Lock Nut, 3/8"-16
	G10061	1	Hex Head Cap Screw, 3/8"-16 x 3 1/2"
	G10019	6	Hex Head Cap Screw, 5/16"-18 x 1"
	GD13226-02	1	Key, 5/16" Square x 1 3/4"
15	GA12818	2	PTO Gearbox (Seal Kit - GR2026)
	GD18307	2	Shim
	G10039	8	Hex Head Cap Screw, 1/2"-13 x 1 3/4"
	G11389	8	Flat Washer, 1/2" SAE
	GR2092	-	Plug, 1/8"-27
	GR2093	-	Bushing, 1/2" NPT to 1/8" NPT
16	GD19178	1	PTO Chain Tab
17	GD18317	1	Front PTO Shaft
	GD18318	4	Coupling
	GD13226-02	4	Key, 5/16" Square x 1 3/4"
18	GD18308	1	Lower Front PTO Cover
	G10054	2	Hex Head Cap Screw, 5/16"-18 x 1/2"
	G10232	2	Lock Washer, 5/16"
19	GD18309	1	Upper Front PTO Cover
	G10043	4	Hex Head Cap Screw, 5/16"-18 x 3/4"
	G10232	4	Lock Washer, 5/16"
20	GD18194	2	Door
	G11286	2	Hex Socket Button Head Cap Screw, 3/8"-16 x 3/4", Grade 8
	G10901	2	Lock Nut W/Nylon Insert, 3/8"-16
21	GD18193	1	Front PTO Shaft Cover
	G10002	4	Hex Head Cap Screw, 3/8"-16 x 3/4"
	G11387	4	Flat Washer, 3/8" SAE
22	GA13258	3	Special Chain

(IP1174)

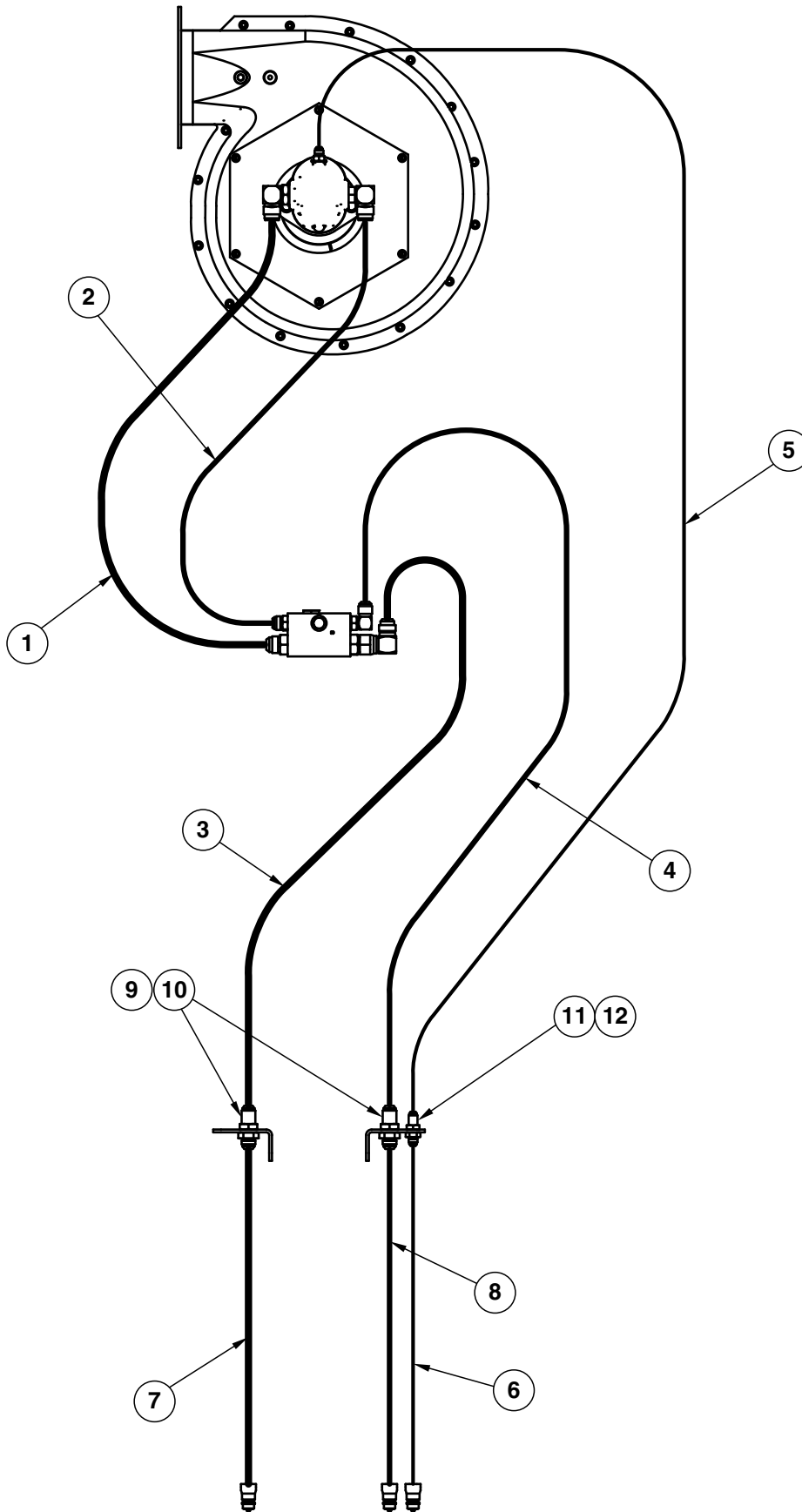


ASD Fan Assembly



ITEM	PART NO.	QTY.	DESCRIPTION
1	GA13421	1	ASD Fan Block
2	GA14573	1	ASD Fan, Flanged
3	G11123	2	Hex Serrated Flange Cap Screw, 3/8"-16 x 3/4"
4	GA15452	1	Overhung Load Adapter
5	GA14574	1	Hydraulic Motor
6	G11124	2	Hex Serrated Flange Cap Screw, 3/8"-16 x 1"
7	G6801-12	1	Elbow W/O-Ring, 90°, 1 1/16"-12 Male JIC To O-Ring
8	G6801-10-12	1	Elbow W/O-Ring, 90°, 7/8"-14 Male JIC To 1 1/16"-12 O-Ring
9	G6400-06	1	Connector W/O-Ring, 9/16"-18 Male JIC To O-Ring
10	GD20068	1	Hydraulic Block Mount
11	G10162	2	Hex Head Cap Screw, 1/4"-20 x 3 1/4"
12	G10621	2	Serrated Flange Nut, 1/4"-20
13	GR1967	1	Screen
14	GR1977	6	Fender Washer, 1/4"
15	GR1976	12	Hex Flange Self Tapping Screw, 1/4" x 3/4"
16	GR1970	1	Flanged Outer Case
17	GR1971	1	Flanged Inner Case
18	GR1968	1	Cover Plate
19	GR1969	1	Backing Plate
20	GR1978	1	Plastic Plug, 1/4"
21	GR1979	2	Plastic Plug, 7/16"
22	G11409	15	Hex Serrated Flanged Cap Screw, 1/4"-20 x 1"
23	G10621	15	Serrated Flange Nut, 1/4"-20
24	GD21300	1	Key Stock 3/16" x 3/4"
25	GR1961	1	Bushing, 5/8"
26	GR2000	1	Hydraulic Motor Key
27	GD15849-02	1	Clear Plastic Tubing, 5/16" O.D. x 3/16" I.D. x 120"
28	GA10765	1	Analog Vacuum Gauge W/Hose Barb
	GR1777	-	Hose Barb, 1/8" Male NPT To 3/16" Barb
29	GA10799	1	Breather, 1/8" Male NPT
30	G10001	1	Hex Head Cap Screw, 3/8"-16 x 1"
	G10108	1	Lock Nut, 3/8"-16
31	G11215	3	Hex Socket Head Cap Screw, No. 6-32 x 3/8", Grade 8
32	GD15804	1	Mount
33	GD15803	1	Support
34	GA14847	1	Low Pressure Sensor (0-40 IN H ₂ O)
	GD17151-20	-	Tubing, 1/4" x 10'
	GA9964	-	Strain Relief
35	GR1736	1	Hose Barb, 1/8" Male NPT To Barb
36	GA12812	1	Hall Effect Adapter
37	GR2109	1	Impeller
38	G11518	3	Hex Head Machine Screw, #10-24 x 1"
	G10243	3	Washer, No. 10 SAE
A	GR1960	-	ASD Fan Motor Seal Kit

(IP1299)

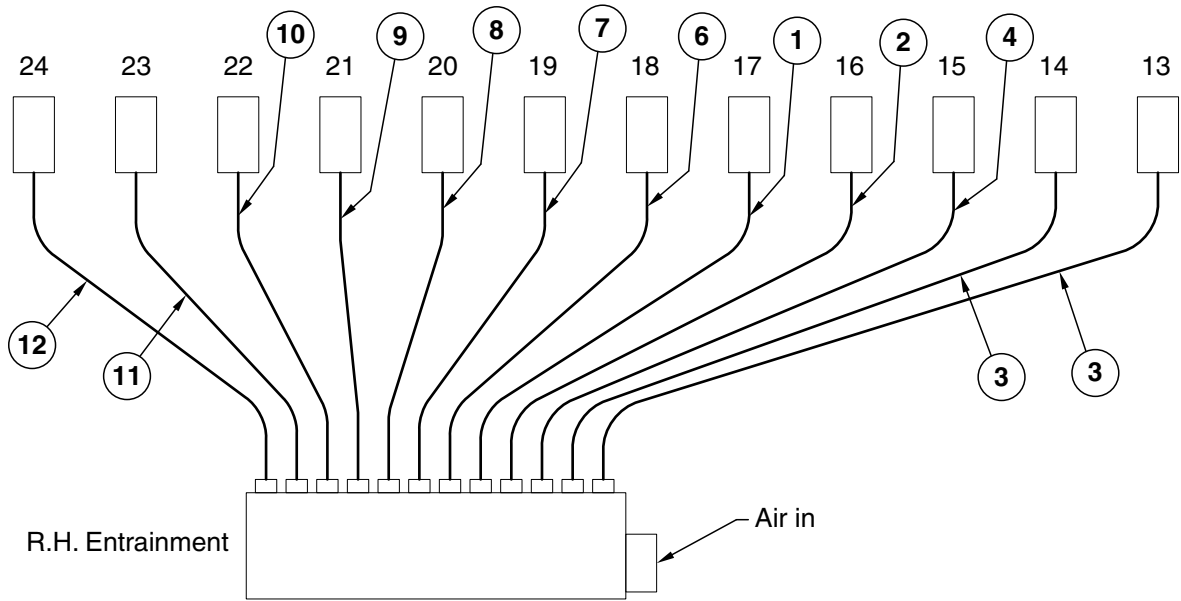


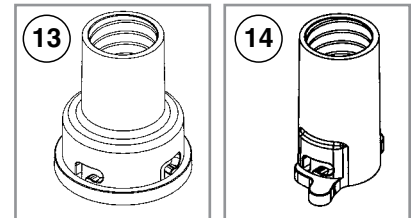
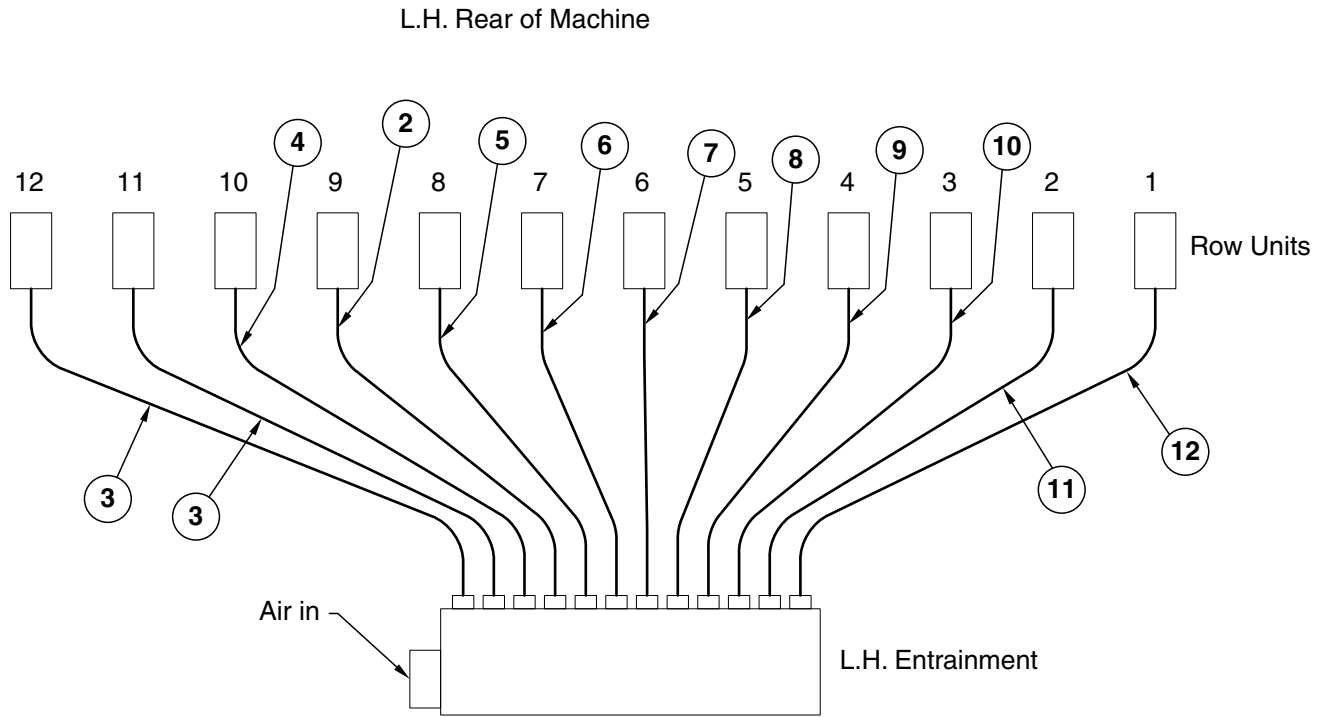
ITEM	PART NO.	QTY.	DESCRIPTION
1	*A3365	1	Hose Assembly, 3/4" x 35"
2	*A8262	1	Hose Assembly, 1/2" x 36"
3	*A12926	1	Hose Assembly, 3/4" x 554"
4	*A12748	1	Hose Assembly, 1/2" x 554"
5	*A15006	1	Hose Assembly, 3/8" x 572"
6	*A15005	1	Hose Assembly, 3/8" x 72"
7	*A12919	1	Hose Assembly, 3/4" x 72"
8	*A8231	1	Hose Assembly, 1/2" x 72"
9	G2700-10	2	Bulkhead Tube Union, 7/8"-14 Male JIC
10	G306-10	2	Lock Nut, 7/8"-14
11	G2700-06-06	1	Bulkhead Tube Union, 9/16"-18 Male JIC
12	G306-06	1	Lock Nut, 9/16"-18

*Hydraulic hose is not stocked by Kinze Repair Parts, but can be made available on a special order basis. Call for quote.

(IP1145)

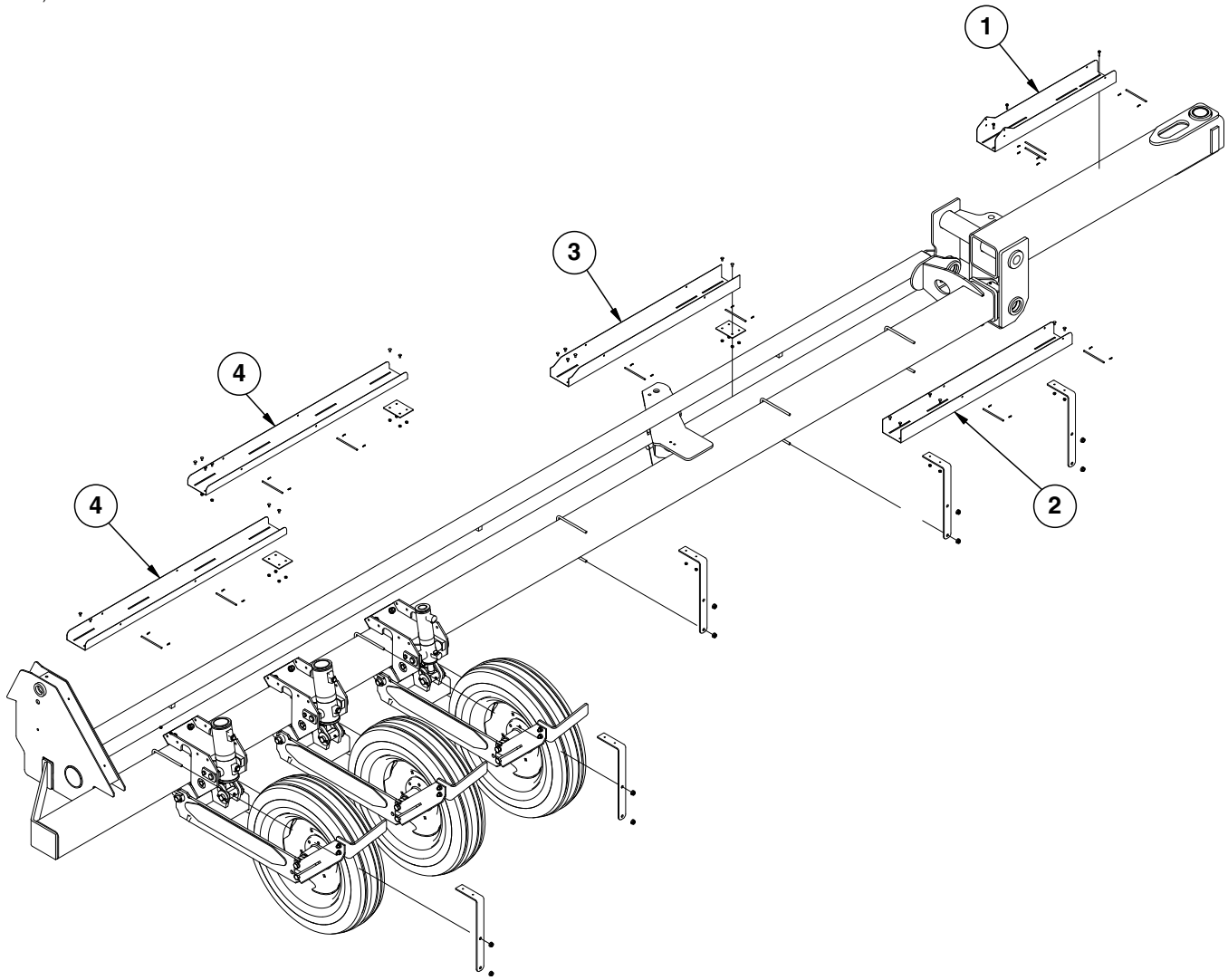
R.H. Rear of Machine





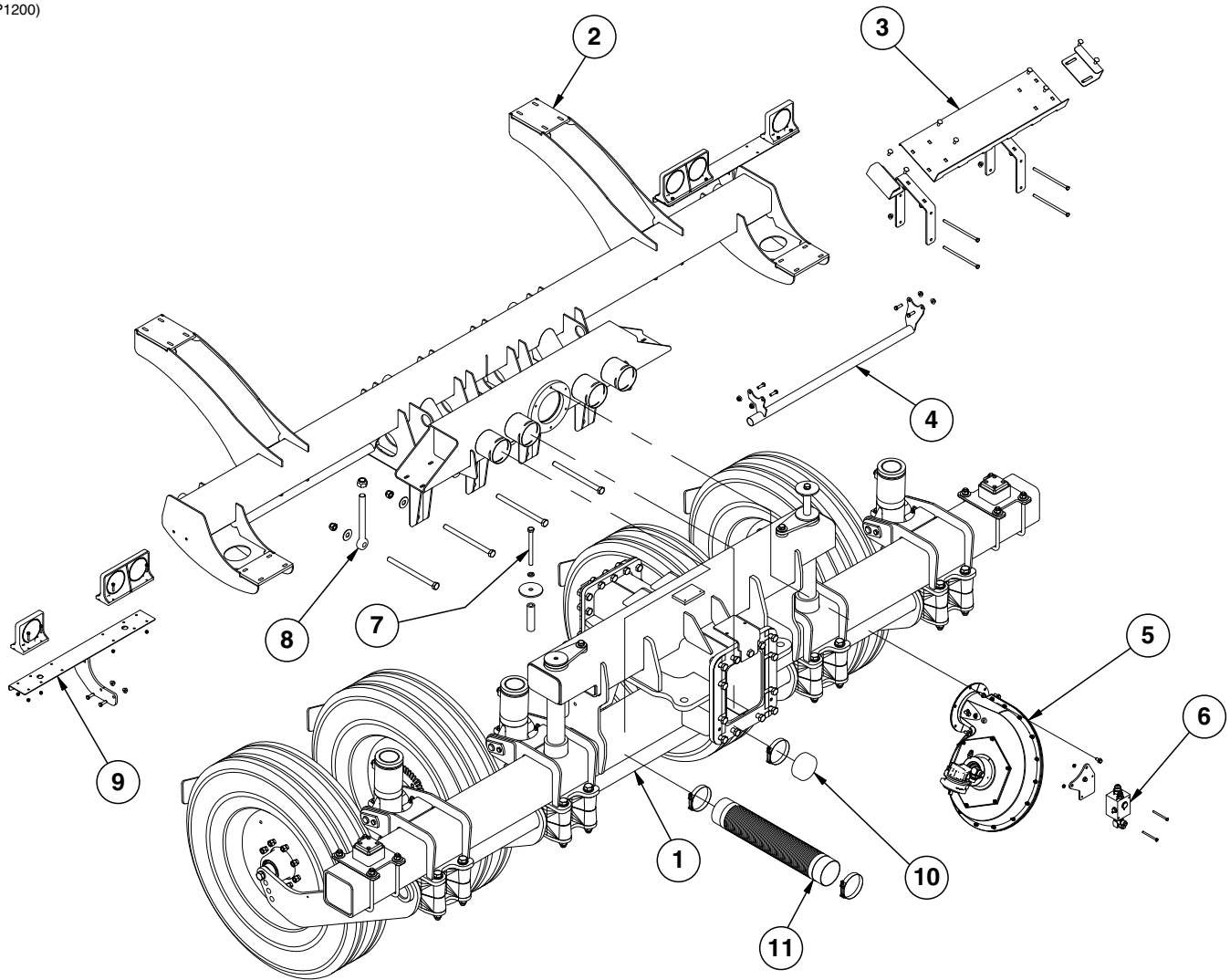
ITEM	PART NO.	QTY.	DESCRIPTION
1	GA13800	1	Hose Assembly, 1 1/4" x 218"
2	GA13802	2	Hose Assembly, 1 1/4" x 161"
3	GA13806	4	Hose Assembly, 1 1/4" x 62"
4	GA13807	2	Hose Assembly, 1 1/4" x 82"
5	GA13809	1	Hose Assembly, 1 1/4" x 205"
6	GA13810	2	Hose Assembly, 1 1/4" x 225"
7	GA13811	2	Hose Assembly, 1 1/4" x 260"
8	GA13812	2	Hose Assembly, 1 1/4" x 294"
9	GA13813	2	Hose Assembly, 1 1/4" x 326"
10	GA13814	2	Hose Assembly, 1 1/4" x 357"
11	GA13815	2	Hose Assembly, 1 1/4" x 388"
12	GA13816	2	Hose Assembly, 1 1/4" x 422"
13	GB0425	-	Dissipator Quick Coupler
14	GB0429	-	Seed Entrainer Quick Coupler

(IP1145)



ITEM	PART NO.	QTY.	DESCRIPTION
1	GD20054	1	ASD Tray, 36"
	G10064	3	Hex Head Cap Screw, ¼"-20 x 1"
	GD20227	3	Pin, ¼" Diameter x 6"
	G10669	6	Hair Pin Clip, No. 22
2	GD20055	1	ASD Tray, 51"
	GD20052	2	Tray Mount
	GD7145	2	U-Bolt, 7" x 7" x ½"-13
	G10071	4	Serrated Flange Nut, ½"-13
	GD20227	2	Pin, ¼" Diameter x 6"
	G10669	4	Hair Pin Clip, No. 22
	G10621	4	Serrated Flange Nut, ¼"-20
	G10309	4	Carriage Bolt, ¼"-20 x ⅝", Grade 5
3	GD20056	1	ASD Tray, 51"
	GD20052	1	Tray Mount
	GD7145	1	U-Bolt, 7" x 7" x ½"-13
	G10071	2	Serrated Flange Nut, ½"-13
	GD20051	1	Spacer, 4" x 5"
	G10621	8	Serrated Flange Nut, ¼"-20
	G10309	8	Carriage Bolt, ¼"-20 x ⅝", Grade 5
	GD20227	2	Pin, ¼" Diameter x 6"
	G10669	4	Hair Pin Clip, No. 22
4	GD20057	2	ASD Tray, 60"
	GD20052	1	Tray Mount
	GD7145	1	U-Bolt, 7" x 7" x ½"-13
	G10071	2	Serrated Flange Nut, ½"-13
	GD20227	4	Pin, ¼" Diameter x 6"
	G10669	8	Hair Pin Clip, No. 22
	GD20051	2	Spacer, 4" x 5"
	G10621	10	Serrated Flange Nut, ¼"-20
	G10309	10	Carriage Bolt, ¼"-20 x ⅝", Grade 5

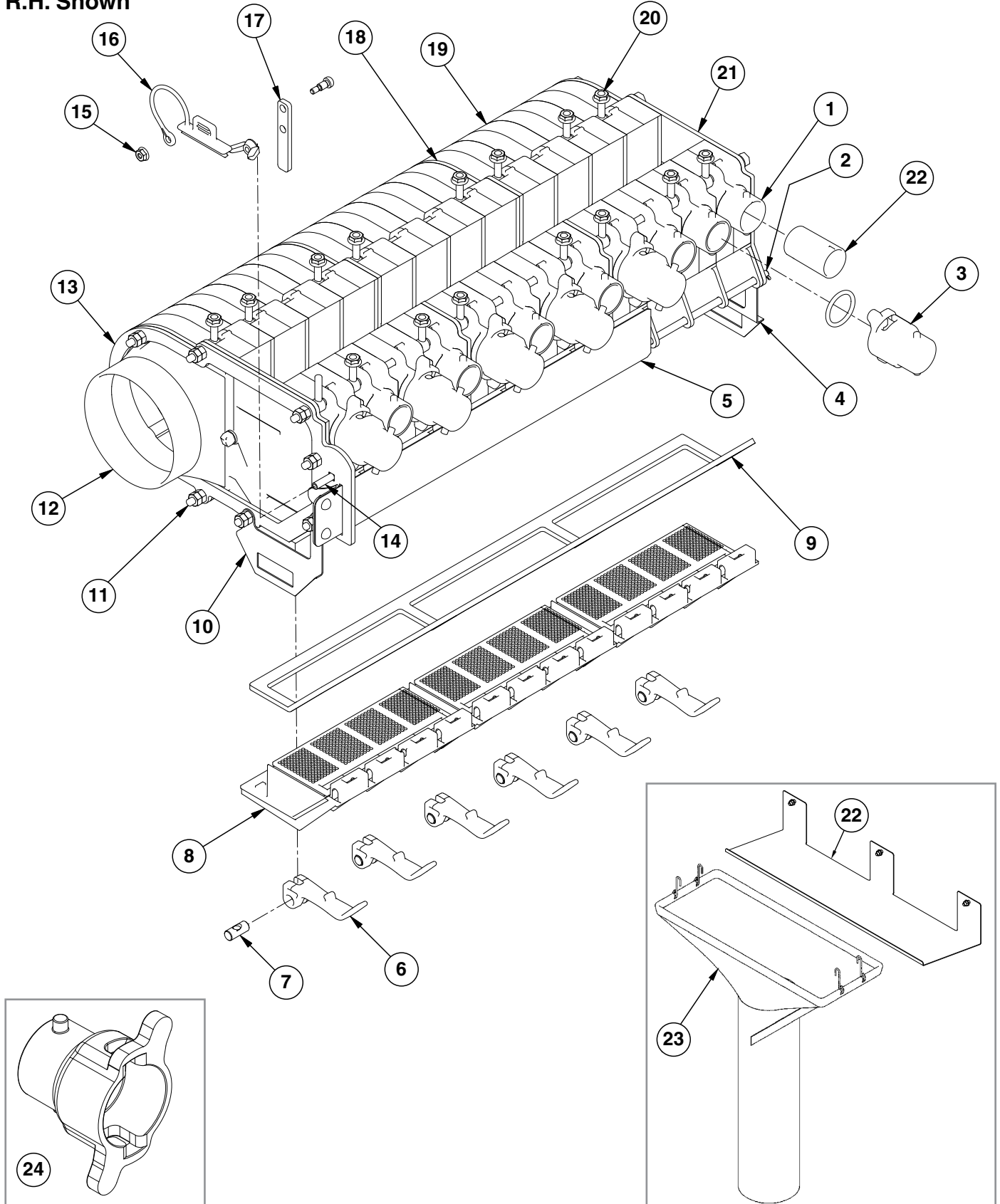
(IP1200)



ITEM	PART NO.	QTY.	DESCRIPTION
1	---	-	See "Center Toolbar/Rear H-Frame Assembly" on page P89
2	GA14063	1	Tank Frame
3	GD20194	1	Clean Out Chute Plate
	GD20196	2	Clean Out Chute Clip
	GD20195	2	Mounting Bracket
	G10686	4	Hex Head Cap Screw, 3/8"-16 x 8"
	G10305	8	Carriage Bolt, 3/8"-16 x 1"
	G11091	12	Serrated Flange Nut, 3/8"-16
4	GA14110	2	Hose Hanger
	G10004	8	Hex Head Cap Screw, 3/8"-16 x 1 1/4"
	G11091	8	Serrated Flange Nut, 3/8"-16
5	---	-	See "ASD Fan System" on page P62
6	---	-	See "ASD Fan System" on page P62
7	G10439	2	Hex Head Cap Screw, 5/8"-11 x 7"
	G10230	2	Lock Washer, 5/8"
	GD7817-19	2	Sleeve, 1 1/4" O.D. x 5"
	GD15046	2	Washer, 2 1/32" I.D. x 4" O.D. x 1/4"
8	GD15283	4	Eyebolt, 1"-14 x 10"
	G11108	4	Lock Nut, 1"-14
	G10541	4	Hex Head Cap Screw, 3/4"-10 x 11"
	G11392	4	Flat Washer, 3/4" SAE
	G10112	4	Lock Nut, 3/4"-10
9	GA14403	2	Light Bracket
	GA10576	2	Single Amber Light Assembly
	GA10572	1	Double Light Assembly
	GR1733	-	Red Lens
	GR1731	-	Amber Lens
	GR1732	-	Cover
	GR1208	-	Bulb
	GA10571	1	Double Light Assembly
	GR1733	-	Red Lens
	GR1731	-	Amber Lens
	GR1732	-	Cover
	GR1208	-	Bulb
	G11330	16	Hex Head Cap Screw, 1/4"-20 x 1 1/4"
	G10110	16	Lock Nut, 1/4"-20, Grade B
	G10004	4	Hex Head Cap Screw, 3/8"-16 x 1 1/4"
	G11091	4	Serrated Flange Nut, 3/8"-16
10	G11363	2	Cap, 4 1/2"
	G11360	2	T-Bolt Hose Clamp, 4 1/2"
11	GD19659-02	2	Hose, 4 1/2" x 26"
	G11360	4	T-Bolt Hose Clamp, 4 1/2"

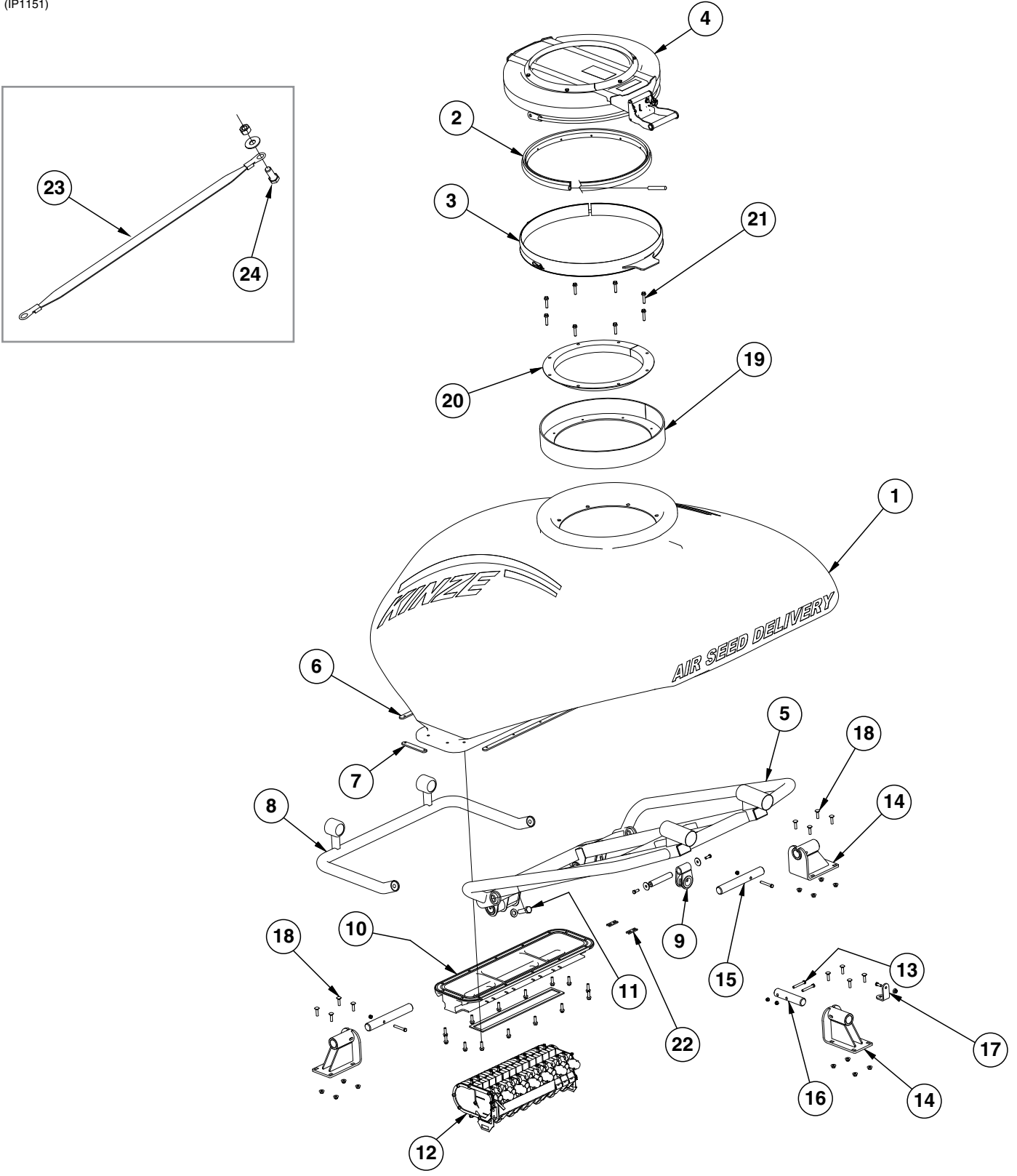
(IP1124)

R.H. Shown



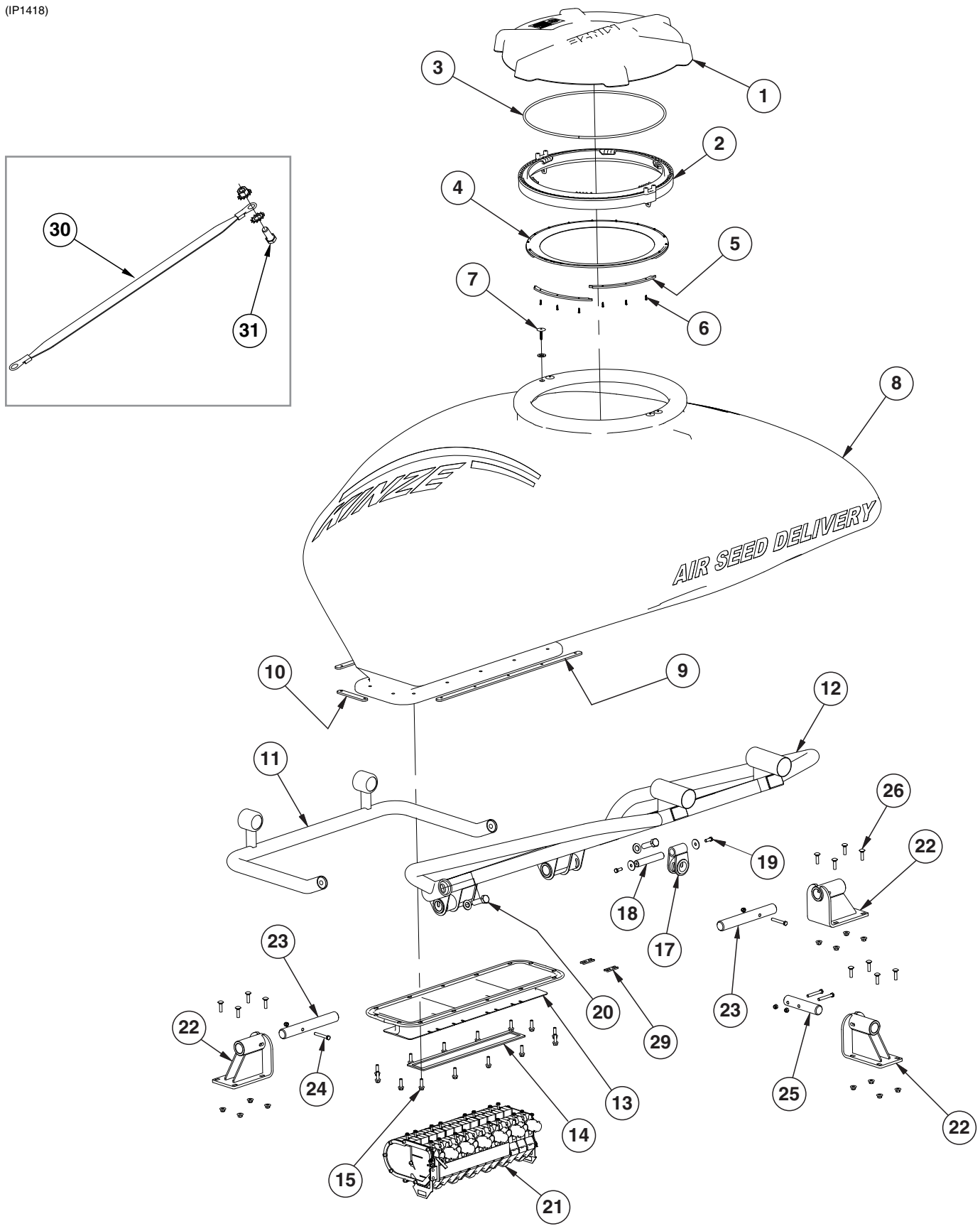
ITEM	PART NO.	QTY.	DESCRIPTION
1	GB0433	3	ASD Seed Entrainer Door Section
2	GD19854	1	ASD Cleanout Door Hinge Rod, 12 Row
	G10455	2	Cotter Pin, 1/16" x 1/2"
3	GB0431	6	ASD Small Cap (If Applicable)
	GD19508	6	Small O-Ring
4	GD19698	1	ASD Chute Hanger, R.H.
5	GA14942	1	ASD Shutoff Door
6	GB0501	6	Latch Handle
	GD19864	6	Eye Bolt, 1/4"-20 x 1.83"
7	GD21080	6	Cam Nut, 1/4"-20
8	GB0502	3	ASD Cleanout Door
9	GD19863	1	ASD Cleanout Door Gasket, 12 Row
10	GD19699	1	ASD Chute Hanger, L.H.
11	GD19852	10	Hex Head Cap Screw, 1/4"-20 x 22"
	G11328	11	Washer, 1/4"
	G10103	21	Lock Nut, 1/4"-20, Grade B
12	GB0436	1	ASD Seed Entrainer Air Inlet, R.H. (Shown)
	GB0435	-	ASD Seed Entrainer Air Inlet, L.H.
13	GD19635	1	ASD Retainment Ring
14	G10316	1	Carriage Bolt, 1/4"-20 x 1"
	G11464	1	Wing Nut, 1/4"-20
15	G10992	1	Serrated Flange Nut, No. 10-24
	G11332	1	Hex Socket Head Set Screw, 1/4" x No. 10-24 x 3/8"
	G11302	1	Hex Nut, 1/4"-20
16	GB0444	2	ASD Shutoff Door Plug
17	GD19695	1	ASD Slide Latch
18	GD19665	2	ASD Spacer Plate
19	GB0427	9	ASD Seed Entrainer
20	GD19865	16	Eye Bolt, 1/4"-20 x 1.47"
	G10621	16	Serrated Flange Nut, 1/4"-20
21	GB0434	1	ASD Seed Entrainer End Cap
22	GB0438	12	Air Orifice By-Pass
23	GD19808	1	Cleanout Chute Storage Bracket
	G10001	3	Hex Head Cap Screw, 3/8"-16 x 1"
	G10622	3	Serrated Flange Nut, 3/8"-16
24	GA14822	1	Cleanout Chute
25	GB0430	-	ASD Large Cap
A	GA14004	-	ASD Entrainer Assembly, R.H. (Shown) (Items 1-22)
B	GA14005	-	ASD Entrainer Assembly, L.H. (Items 1-22)

(IP1151)



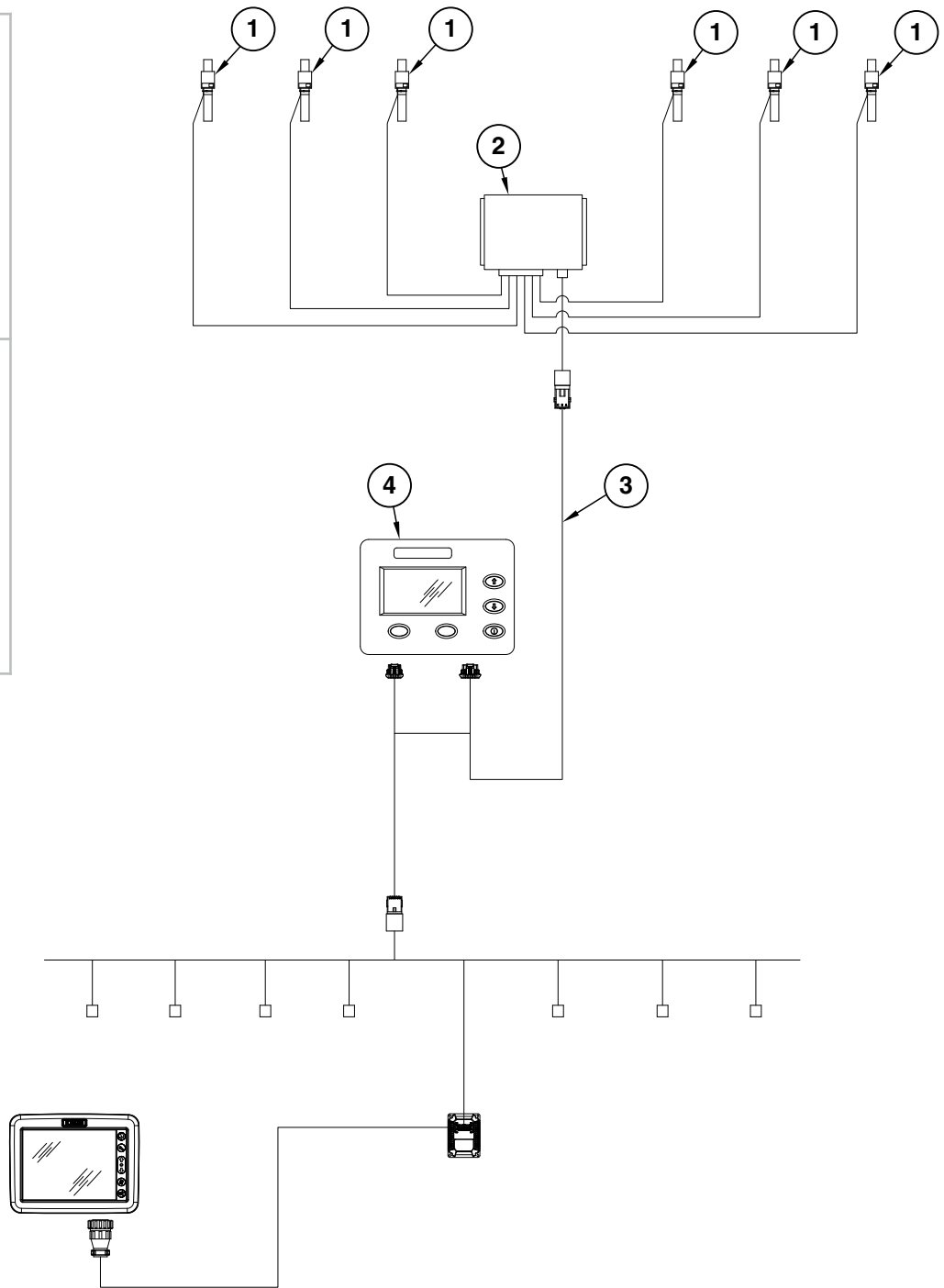
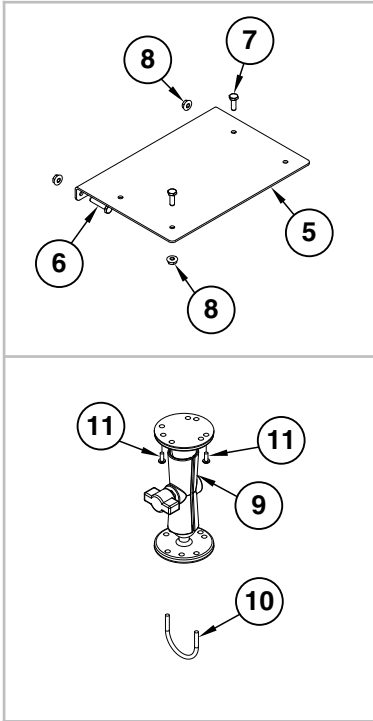
ITEM	PART NO.	QTY.	DESCRIPTION
1	GD19894	1	ASD Tank
2	GD21081	1	ASD Tank Lid Seal
	GD21140	1	Foam Seal Connector
3	GA14092	1	ASD Lid Rim
	G10592	2	Hair Pin Clip, No. 11
	G10053	1	Hex Head Cap Screw, 1/2"-13 x 2 1/2"
	G10111	1	Lock Nut, 1/2"-13
4	GA14707	1	ASD Lid Assembly (also includes item no. 2)
	GA14089	1	Latch Handle
	GD20022	1	Latch Mount Bracket
	GD20030	1	Pivot Bail Bracket
	G10328	2	Hex Head Cap Screw, 3/8"-16 x 5/8"
	G11387	2	Flat Washer, 3/8" SAE
5	GA14037	1	ASD Rear Tank Frame
6	GD20922	2	Entrainer Mount Tap Block, Long
7	GD20923	2	Entrainer Mount Tap Block, Short
8	GA14038	1	ASD Front Tank Frame
9	GA14040	1	ASD Rear Tank Mount
	GD20037	1	Pin, 1" x 5 3/8"
	G10201	2	Special Washer, 3/8" x 1 1/2" O.D.
	G10001	2	Hex Head Cap Screw, 3/8"-16 x 1"
10	GD19956	1	ASD Entrainment Mounting Plate, 12 Row (Shown)
	GD19958	-	ASD Entrainment Mounting Plate, 18 Row
	GD19893	1	ASD Tank Mount Gasket, 12 Row
	GD20040	-	ASD Tank Mount Gasket, 18 Row
	GD19690-03	1	Ribbon Sealer, 6 1/2'
	GD19690-04	1	Ribbon Sealer, 7'
	G11204	14	Flanged Whiz Lock Screw, 3/8"-16 x 1 1/4", Serrated
11	G10027	2	Hex Head Cap Screw, 3/4"-10 x 2 1/2"
	G11392	2	Flat Washer, 3/4" SAE
12	---	1	See "ASD Entrainer Assembly" on page P71
13	G10325	4	Hex Head Cap Screw, 3/8"-16 x 2 3/4"
	G10108	4	Lock Nut, 3/8"-16
14	GA15420	3	ASD Tank Mount
15	GD20035	2	Pin, 1 1/2" x 1 1/4"
16	GD20036	1	Pin, 1 1/2" x 7"
17	GD20248	1	Seed Hose Strap Bracket
	G10001	1	Hex Head Cap Screw, 3/8"-16 x 1"
	G11091	13	Serrated Flange Nut, 3/8"-16
18	G10301	12	Carriage Bolt, 3/8"-16 x 1 1/2"
19	GA14839	1	Clamp Ring
20	GD21174	1	Outer Clamp Ring
21	G11411	8	Hex Serrated Flange Cap Screw, 3/8"-16 x 1 3/4"
22	GD21308	2	Bolt Holder
23	GD25521-01	2	Ground Strap
24	G10023	4	Hex Head Cap Screw, 1/4"-20 x 3/4"
	G10211	4	Washer, 1/4" SAE
	G10110	4	Lock Nut, 1/4"-20, Grade B
A	GA14003	-	ASD Tank Assembly, 12 Row (Items 1-11 and 19-21)

(IP1418)



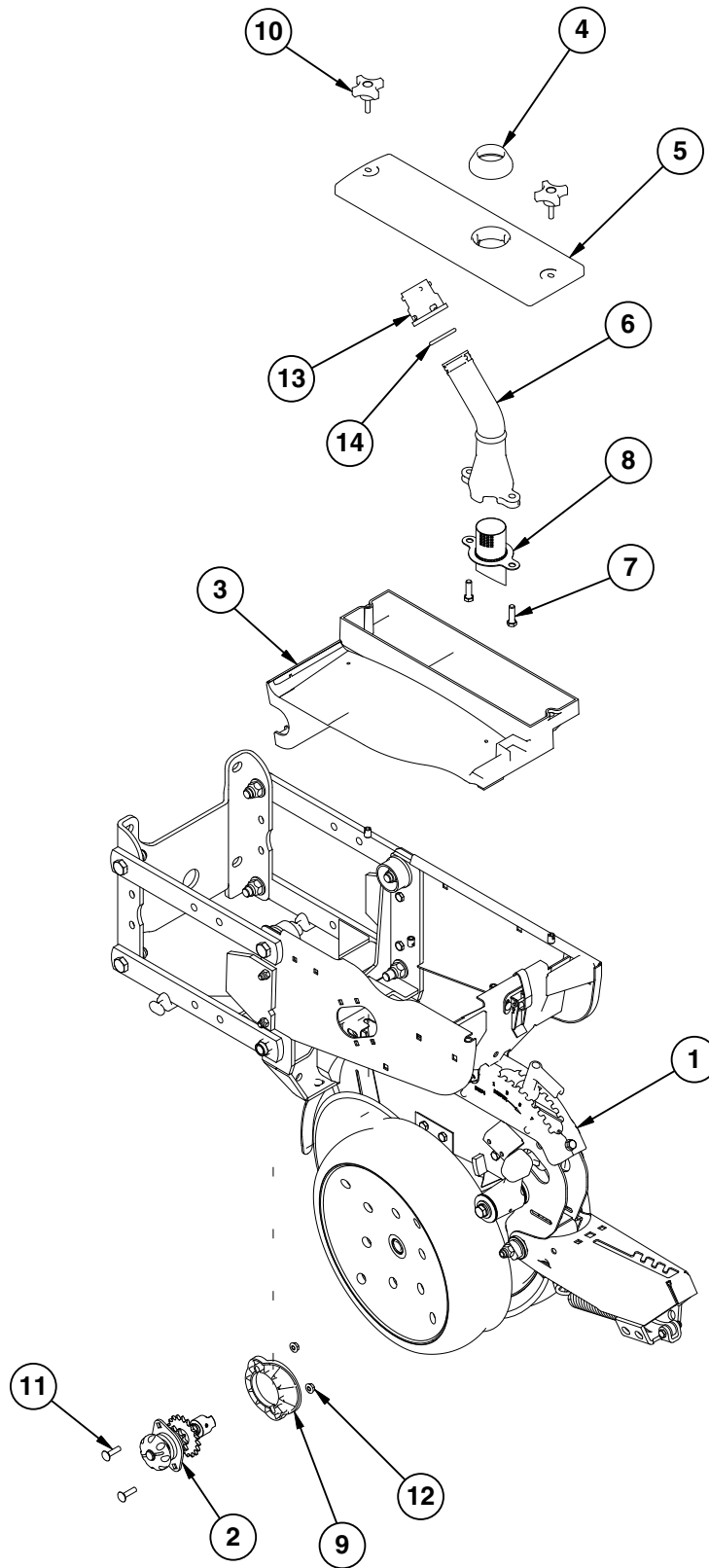
ITEM	PART NO.	QTY.	DESCRIPTION
1	GB0673	1	ASD Tank Lid
	GD24879-01	-	Rope Tether, 36"
2	GB0674	1	ASD Tank Latch Ring
3	GD24385-01	1	Ribbon Sealer, 66½"
4	GB0675	1	ASD Tank Lid Seal
5	GD24386	6	ASD Lid Seal Ring Segment
6	G11522	18	Phillip Pan Head Tapping Screw, #8-18 x 5/8"
7	GD24753	4	Hex Socket Head Machine Screw, ¼"-20 x 1½", Grade 2
	GD24754	4	Foam Seal
8	GD24388	1	ASD Bulk Seed Tank, 55 Bushel
9	GD20922	2	Entrainer Mount Tap Block, Long
10	GD20923	2	Entrainer Mount Tap Block, Short
11	GA14038	1	ASD Front Tank Frame
12	GA14037	1	ASD Rear Tank Frame
13	GB0634	1	ASD Entrainment Mount, 12 Row
	GB0635	1	ASD Entrainment Mount, 16 Row
	GD19690-04	1	Ribbon Sealer, 7'
	GD19690-03	1	Ribbon Sealer, 6½'
14	GD19893	1	ASD Tank Mount Gasket, 12 Row
	GD19620	1	ASD Tank Mount Gasket, 16 Row
15	G11204	14	Flanged Whiz Lock Screw, 3/8"-16 x 1¼", Serrated
17	GA14040	1	Rear ASD Tank Mount
18	GD20037	1	Pin, 1" x 5¾"
19	G10001	2	Hex Head Cap Screw, 3/8"-16 x 1"
	G10201	2	Special Washer, 3/8" x 1½" O.D.
20	G10027	2	Hex Head Cap Screw, 3/4"-10 x 2½"
	G11392	2	Flat Washer, 3/4" SAE
21	---	-	See "ASD Entrainer Assembly, 24 Row 30" on page P85 See "ASD Entrainer Assembly, 36 Row 20" on page P87
22	GA15420	3	ASD Tank Mount
23	GD20035	2	Pin, 1½" x 11¼"
24	G10325	4	Hex Head Cap Screw, 3/8"-16 x 2¾"
	G10108	4	Lock Nut, 3/8"-16
25	GD20036	1	Pin, 1½" x 7"
26	G10301	12	Carriage Bolt, 3/8"-16 x 1½"
27	GD25521-01	2	Ground Strap
28	G10023	4	Hex Head Cap Screw, ¼"-20 x 3/4"
	G11249	4	External Tooth Washer, ¼"
	G11528	4	Hex Nut W/External Tooth Washer, ¼"-20
29	GD21308	2	Bolt Holder
A	GA16997	-	ASD Lid Seal Assembly, (Items 2 and 4-6)

(IP1192)



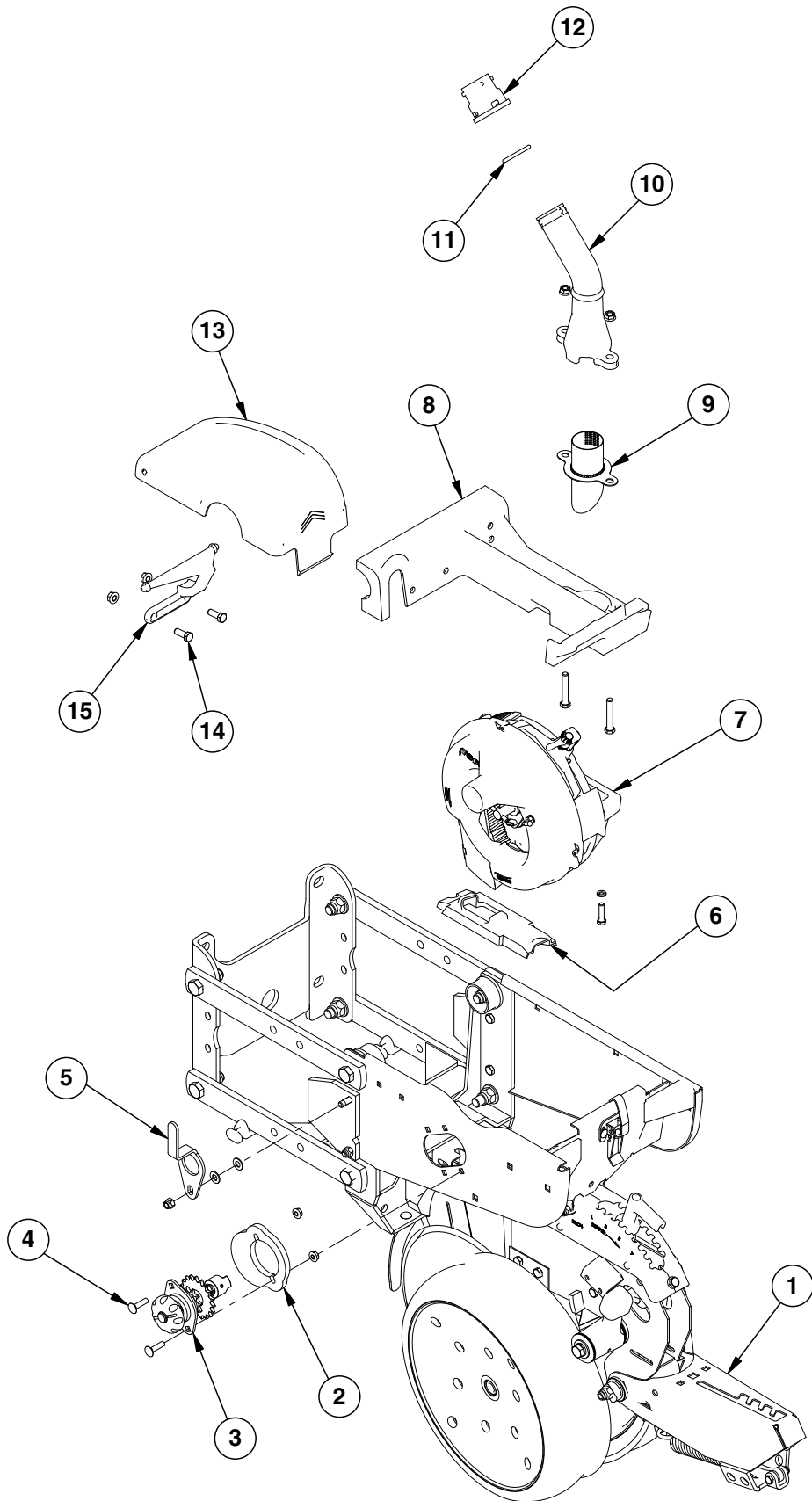
ITEM	PART NO.	QTY.	DESCRIPTION
1	GA14135	6	Load Cell
2	GA14136	1	Scale Module
3	GA14129	1	Power Cable
4	GA14133	1	ASD Scale Display
5	GD26264	1	Scale Module Mounting
6	G10857	2	Hex Head Cap Screw, ¼"-20 x 1¼"
7	G10023	2	Hex Head Cap Screw, ¼"-20 x ¾"
8	G10621	4	Serrated Flange Nut, ¼"-20
9	GA12403	1	Mounting Bracket Assembly, Includes: (2) Mounting Brackets, (2) Connector Halves, (1) Compression Spring, (1) Tension Knob, (1) ¼"-20 x 1¼" Hex Head Cap Screw, (1) ¼" Plastic Washer, (1) ¼" Steel Washer
10	GD20282	1	U-Bolt, #10-32
	G11284	2	Serrated Flange Nut, #10-32
11	G11216	2	Phillips Pan Head Machine Screw, No. 10-32 x ½", Stainless Steel

(IP1126)



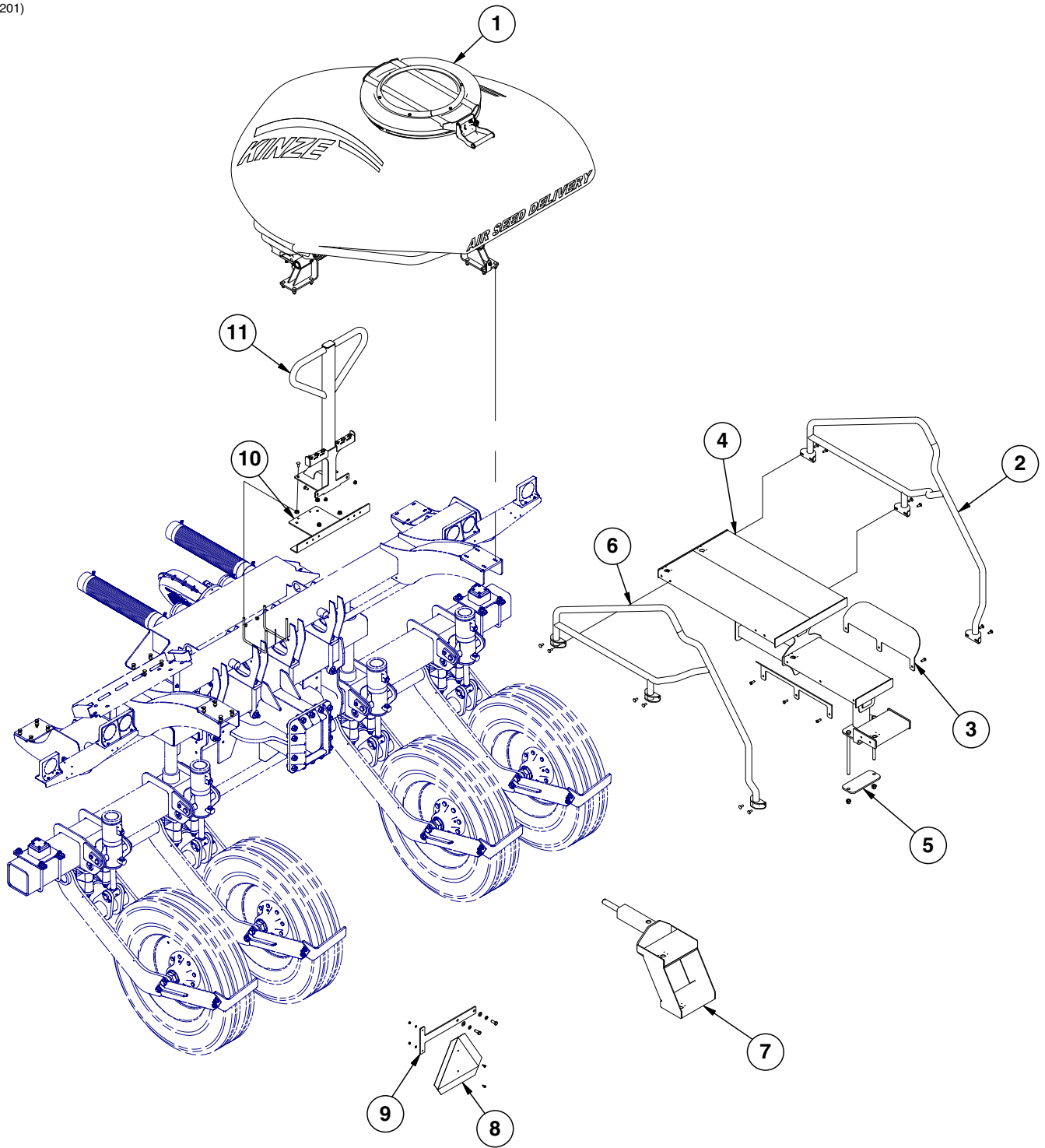
ITEM	PART NO.	QTY. (Per Row)	DESCRIPTION
1	---	-	See "Shank Assembly, Seed Tube, and Depth Adjustment" on page P1 See "Parallel Arms, Mounting Support Plate, and Quick Adjustable Down Force Springs" on page P7 See "Hopper Support and Meter Drive" on page P19
2	GA10151	1	Meter Drive Assembly Complete, 11/19 Tooth
3	GA9547	1	Mini-Hopper
4	GB0446	1	ASD Mechanical Meter Cover Seal
5	GB0445	1	ASD Mechanical Meter Cover
6	GB0455	1	ASD Air Pressure Dissipator
7	G10004	2	Hex Head Cap Screw, 3/8"-16 x 1 1/4"
8	GB0574	1	Air Dissipator Screen
9	GB0331	1	Clutch Adapter Plate
10	GD20032	2	Knob, 5/16"-18 x 1 1/4"
11	G10338	2	Carriage Bolt, 5/16"-18 x 1 1/4"
12	G10620	2	Serrated Flange Nut, 5/16"-18
13	GB0430	1	ASD Large Cap
14	GD19509	1	O-Ring, Large
A	GA14031	1	ASD Mechanical Meter Assembly (Items 4-8)

(IP1195)



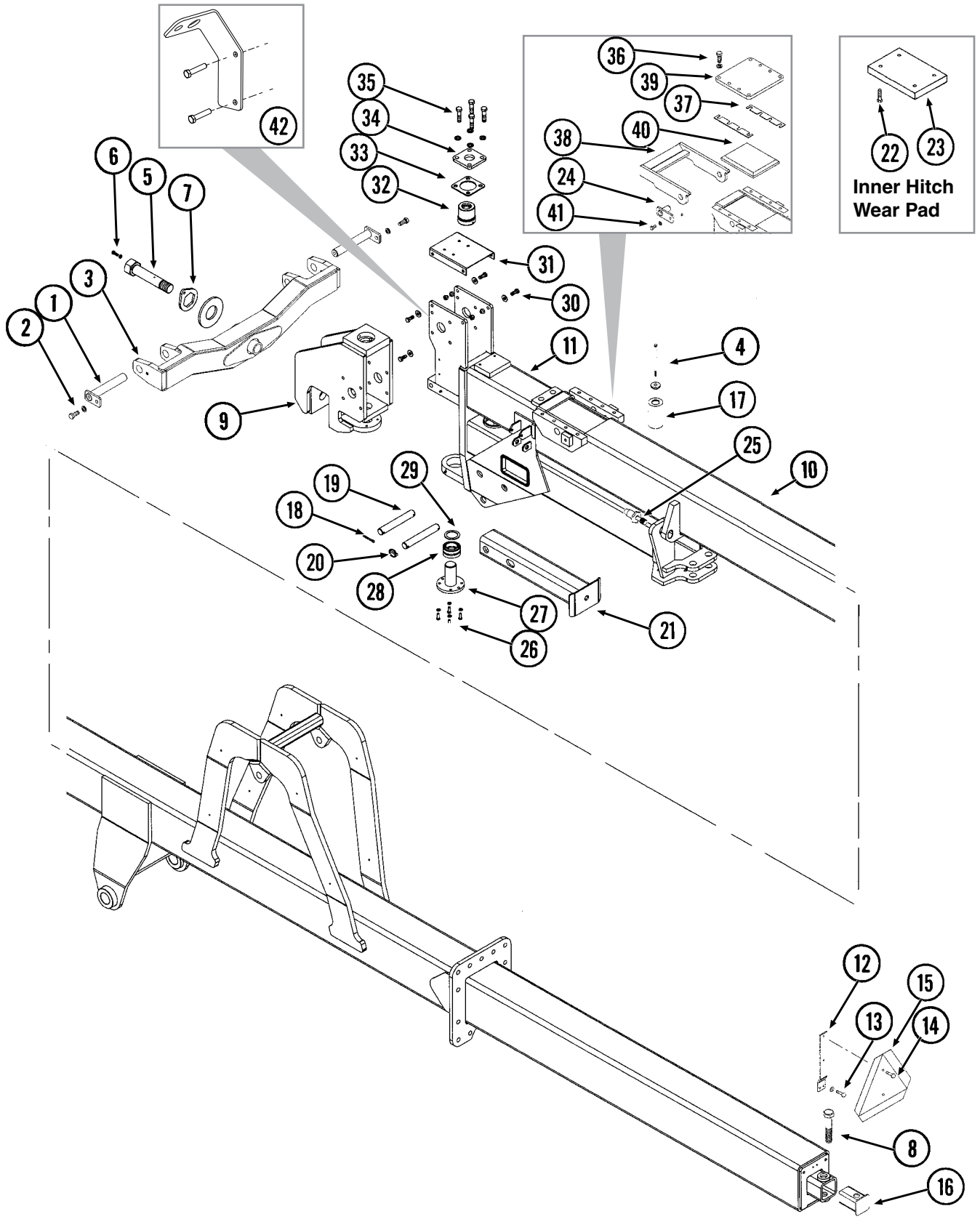
ITEM	PART NO.	QTY.	DESCRIPTION
1	---	-	See "Shank Assembly, Seed Tube, and Depth Adjustment" on page P1 See "Parallel Arms, Mounting Support Plate, and Quick Adjustable Down Force Springs" on page P7 See "Hopper Support and Meter Drive" on page P19
2	GB0331	1	Clutch Adapter Plate
3	GA10151	1	Meter Drive Assembly Complete, 11/19 Tooth
	G3303-104	18	Chain, No. 41, 104 Pitch Including Connector Link
	GR0196	-	Connector Link, No. 41
	G3303-120	6	Chain, No. 41, 120 Pitch Including Connector Link (Center 6 Rows)
	GR0196	-	Connector Link, No. 41
4	G10338	2	Carriage Bolt, 5/16"-18 x 1 1/4"
	G10620	2	Serrated Flange Nut, 5/16"-18
5	GD17014	1	Hose Guide
	G11387	2	Flat Washer, 3/8" SAE
	G10047	1	Hex Head Cap Screw, 3/8"-16 x 1 3/4"
6	---	-	See "EdgeVac Seed Meter" on page P27
7	---	-	See "EdgeVac Seed Meter" on page P27
	G10232	2	Lock Washer, 5/16"
	G10171	2	Hex Head Cap Screw, 5/16"-18 x 1 1/4"
8	GA17077	1	Meter Mount W/Inserts (2013 production and on)
	GA13733	-	Meter Mount W/Inserts (prior to 2013 production)
	G10939	2	Hex Head Cap Screw, 3/8"-16 x 2 1/4"
9	GB0574	1	Air Dissipator Screen
10	GB0455	1	ASD Air Pressure Dissipator
	G11091	2	Serrated Flange Nut, 3/8"-16
	GA13676	1	Air Dissipator
11	GD19509	1	O-Ring, Large
12	GB0430	1	ASD Large Cap
13	GB0428	1	EdgeVac Meter Cover
14	G10001	2	Hex Head Cap Screw, 3/8"-16 x 1"
	G10622	2	Serrated Flange Nut, 3/8"-16
15	GB0717	1	EdgeVac Meter Cover Hinge (2013 production and on)
	GB0447		EdgeVac Meter Cover Hinge (prior to 2013 production)

(IP1201)



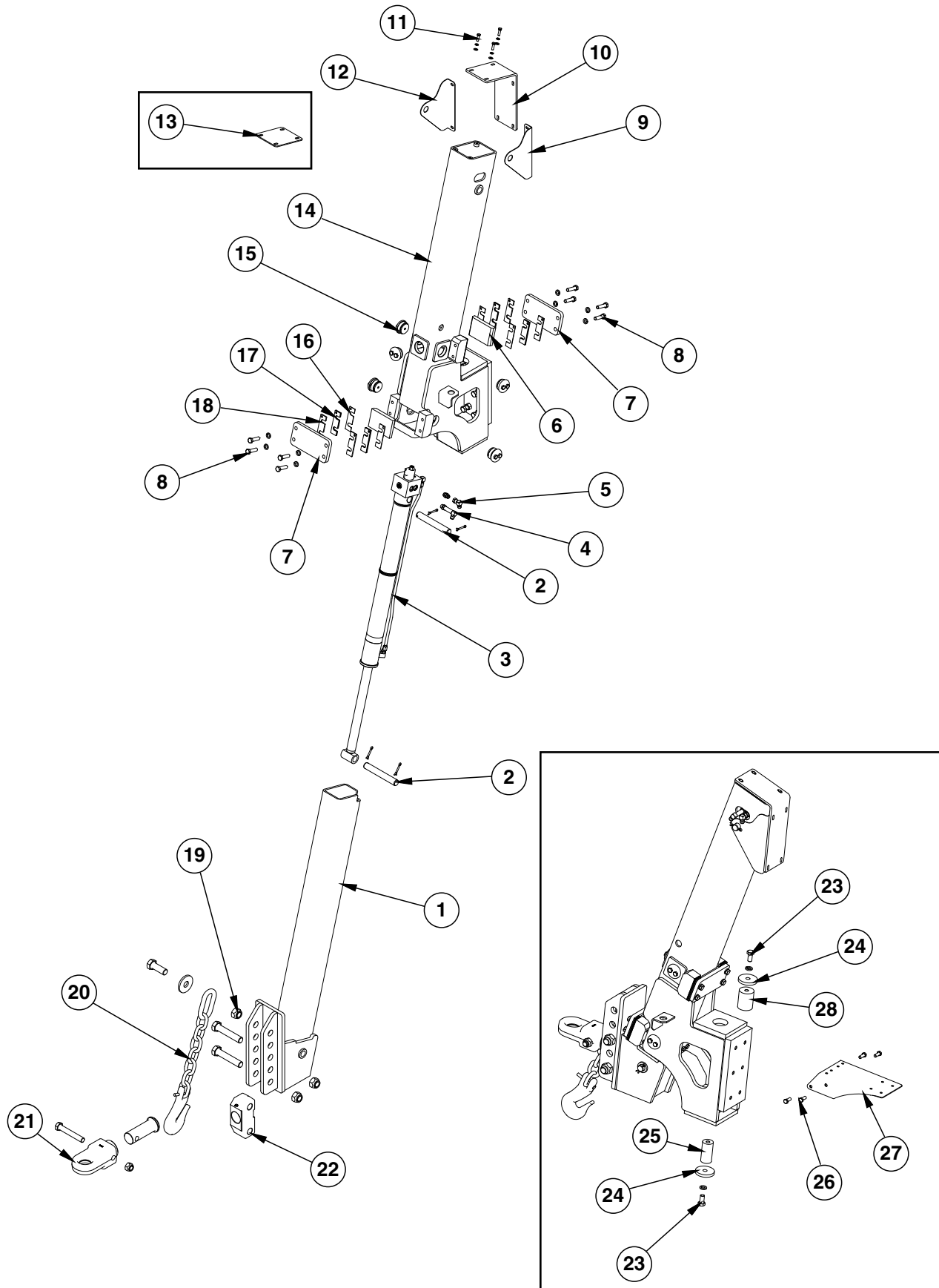
ITEM	PART NO.	QTY.	DESCRIPTION
1	---	-	See "ASD Tank Assembly (Prior to 2013 Production)" on page P73 See "ASD Tank Assembly (2013 Production and on)" on page P75
2	GA13926 G10305 G11091	1 6 6	R.H. Handrail Carriage Bolt, 3/8"-16 x 1" Serrated Flange Nut, 3/8"-16
3	GD20058 G10001 G11091	2 6 6	Safety Side Plate Hex Head Cap Screw, 3/8"-16 x 1" Serrated Flange Nut, 3/8"-16
4	GA13928	1	Catwalk
5	GD19925 G11122 G10107	1 2 2	Catwalk Bottom Plate Hex Head Cap Screw, 5/8"-11 x 12" Lock Nut, 5/8"-11
6	GA13927 G10305 G11091	1 6 6	L.H. Hand Rail Carriage Bolt, 3/8"-16 x 1" Serrated Flange Nut, 3/8"-16
7	GA13929	1	Lower Step
8	GD2199 G10227 G10103 G10020	1 2 2 2	SMV Sign Lock Washer, 1/4" Hex Nut, 1/4"-20 Hex Head Cap Screw, 1/4"-20 x 5/8"
9	GD19814 G10228 G11389 G10037	1 2 2 2	SMV Bracket Lock Washer, 1/2" Flat Washer, 1/2" SAE Hex Head Cap Screw, 1/2"-13 x 1 1/4"
10	GD19774 GD11721 G10071	1 2 4	Catwalk Front Mount U-Bolt, 5" x 7" x 1/2"-13 Serrated Flange Nut, 1/2"-13
11	GA13943 G10305 G11091	1 4 4	Front Handrail Carriage Bolt, 3/8"-16 x 1" Serrated Flange Nut, 3/8"-16

(FWD9b/D14812/FWD153/FWD164/FWD112)



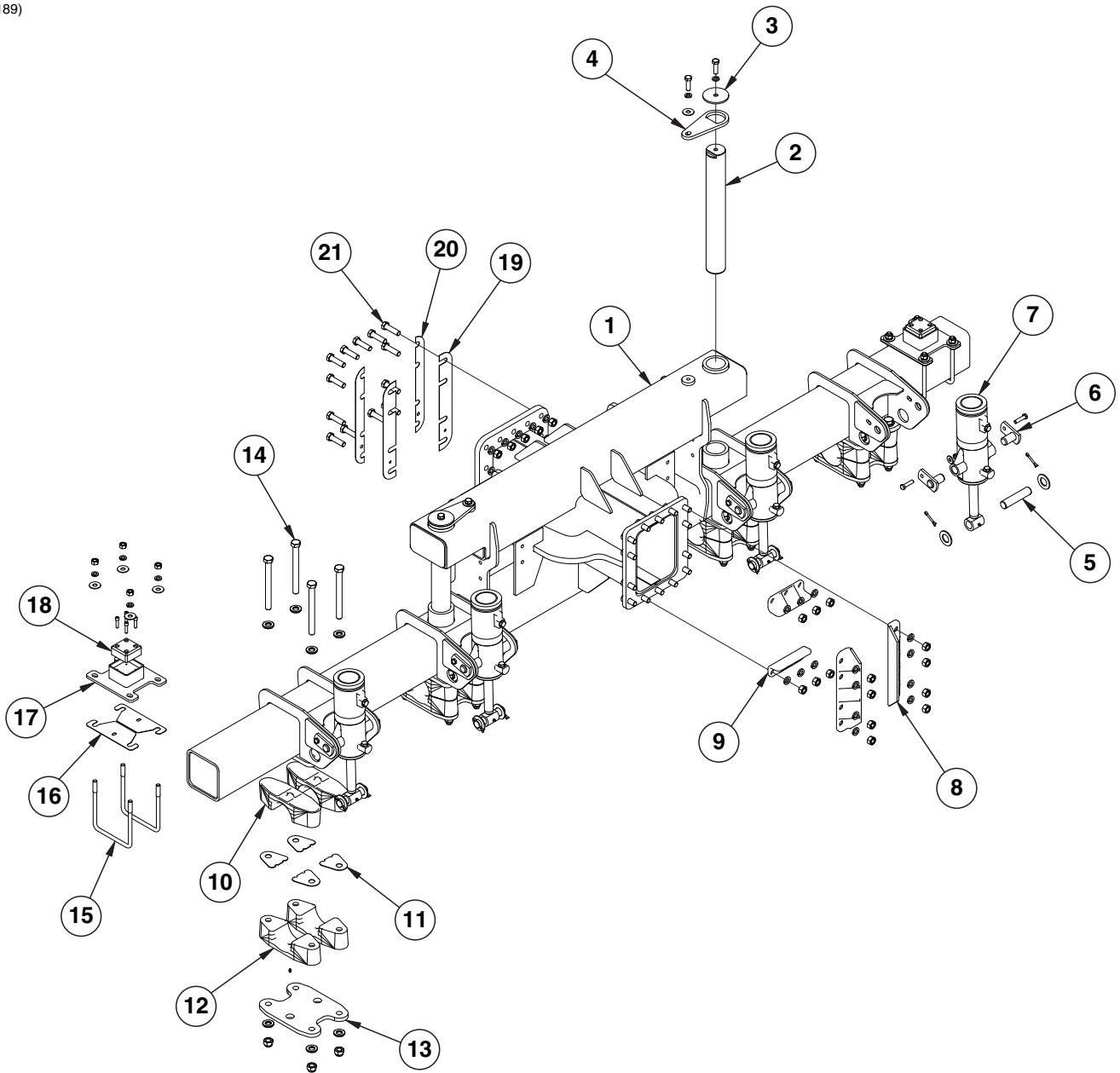
ITEM	PART NO.	QTY.	DESCRIPTION
1	GA11079	2	Hammer Strap, Category 3N And 3
2	G10007	2	Hex Head Cap Screw, 5/8"-11 x 1 1/2"
	G10230	2	Lock Washer, 5/8"
3	GA12657	1	Hitch Bar
4	G11048	2	Hex Head Cap Screw, 3/8"-16 x 7 1/2"
	GB0212	2	Spring Washer
	G11387	2	Flat Washer, 3/8" SAE
	G10108	2	Lock Nut, 3/8"-16
5	GA11082	1	Pivot Bolt W/Grease Fitting, 1 3/4" x 10 3/8" (Total Length)
	G10640	-	Grease Fitting, 1/4"-28
	GD18170	1	Spacer
6	G10001	1	Hex Head Cap Screw, 3/8"-16 x 1"
	G10229	1	Lock Washer, 3/8"
7	GD18143	1	Pivot Lock Nut
8	GD21093	1	Hex Head Cap Screw, 1 1/4"-7 x 7 1/2"
	G11396	1	Flat Washer, 1 1/4"
	G10506	1	Slotted Nut, 1 1/4"-7
9	GA12679	1	Hitch Pivot
10	GA12455	1	Outer Hitch
11	GA12687	1	Inner Hitch
12	GD15624	1	SMV Bracket, Conventional
13	G10043	2	Hex Head Cap Screw, 5/16"-18 x 3/4"
	G10232	2	Lock Washer, 5/16"
14	G10020	2	Hex Head Cap Screw, 1/4"-20 x 5/8"
	G10227	2	Lock Washer, 1/4"
	G10103	2	Hex Nut, 1/4"-20
15	GD2199	1	SMV Sign
16	GA10483	1	Hitch Endcap
17	GD16227	2	Bushing, 2" O.D. x 1 29/64" I.D. x 5 5/8", Category 4
18	G10460	3	Cotter Pin, 1/4" x 2"
19	GD3737	2	Pin, 1 1/4" x 8 1/2"
20	GD2558	1	Lynch Pin, 1/4"
21	GA10280	1	Hitch Stand
22	G11099	4	Hex Socket Head Cap Screw, 3/8"-16 x 1 1/2", Grade 8
23	GD14812	1	Wear Pad, 5 7/8" x 6 1/2" x 1"
24	GA10282	2	Pin, 2 1/4"
25	GD18004	2	Hitch Lock Pin
	G11395	2	Flat Washer, 1 1/8" SAE
	G11097	2	Hex Nut, 1 1/8"-12
26	G10001	4	Hex Head Cap Screw, 3/8"-16 x 1"
	G10229	4	Lock Washer, 3/8"
27	GA12681	1	Pivot Pin
28	GA12689	1	Spherical Bearing
29	GD18175	1	Shim
30	G10037	4	Hex Head Cap Screw, 1/2"-13 x 1 1/4"
	G11389	4	Flat Washer, 1/2" SAE
	G10111	4	Lock Nut, 1/2"-13
31	GD18171	1	Cover
32	GA12688	1	Special Spherical Bearing
33	GD18151	1	Spacer
34	GD18152	1	Cap
35	G10009	4	Hex Head Cap Screw, 5/8"-11 x 2 1/2"
	G10239	4	Hex Nut, 1 1/4"-7
36	G10008	8	Hex Head Cap Screw, 5/8"-11 x 2"
	G10230	12	Lock Washer, 5/8"
37	GD14842	4	Shim, 1 1/2" x 10 1/2", 10 Gauge
38	GA10281	1	Catch W/Grease Fittings
	G10640	-	Grease Fitting, 1/4"-28
39	GD14841	1	Cover, 10 1/2" x 11" x 3/4"
40	GD14843	1	Wear Pad
41	G10014	2	Hex Head Cap Screw, 1/2"-13 x 1"
	G10228	2	Lock Washer, 1/2"
42	GD21211	2	Hose Bulkhead, L.H.
	GD21212	2	Hose Bulkhead, R.H.
	G10171	4	Hex Head Cap Screw, 5/16"-18 x 1 1/4"
	G10232	4	Lock Washer, 5/16"

(IP1198)



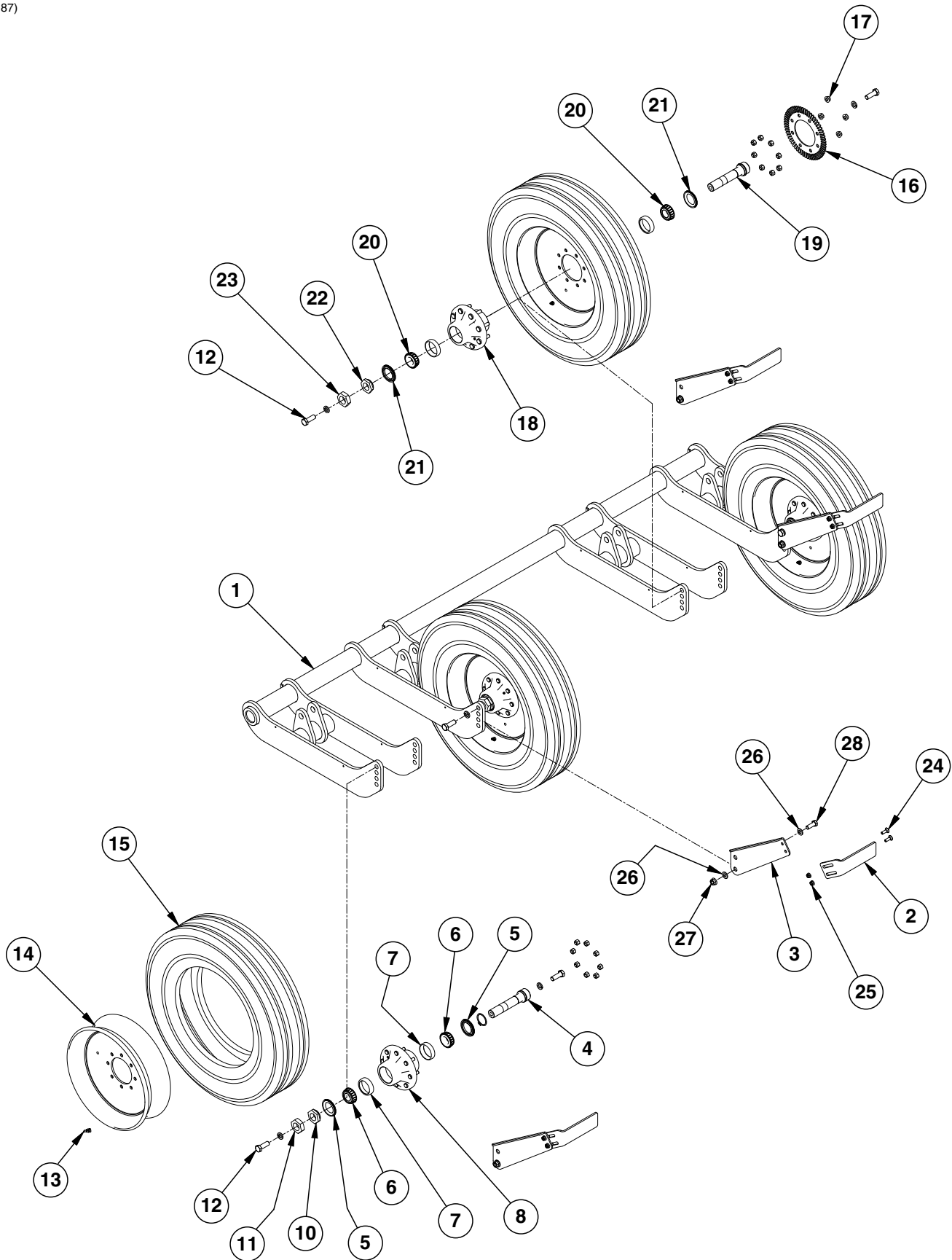
ITEM	PART NO.	QTY.	DESCRIPTION
1	GA14174	1	Inner Hitch
2	GD3421	2	Pin, 1¼" x 8¾"
	G10460	4	Cotter Pin, ¼" x 2"
3	---	-	See "Hydraulic Hitch Cylinder" on page P131
4	G6801-LLL-08	1	X-Long Elbow W/O-Ring, 90°, ¾"-16 Male JIC To O-Ring
5	G6500-08	1	Swivel Elbow, 90°, ¾"-16 Male JIC To Female
	G6400-08	1	Connector W/O-Ring, ¾"-16 Male JIC To O-Ring
	GR1037	-	O-Ring
6	GD20188	2	Wear Pad
7	GD20189	2	Wear Plate
8	G10006	8	Hex Head Cap Screw, ⅝"-11 x 2¼"
	G10230	8	Lock Washer, ⅝"
9	GD20231	1	L.H. Tank Mount (EdgeVac Only)
10	GD20230	1	Tank Mount Cover (EdgeVac Only)
11	G10004	3	Hex Head Cap Screw, ⅜"-16 x 1¼"
	G10229	3	Lock Washer, ⅜"
	G11387	3	Flat Washer, ⅜" SAE
12	GD20232	1	R.H. Tank Mount (EdgeVac Only)
13	GD20229	1	Outer Plate Cover (Mechanical Only)
14	GA14185	1	Outer Hitch
	G10105	6	Hex Nut, ¾"-10
	G10027	6	Hex Head Cap Screw, ¾"-10 x 2½"
15	GB0230	6	Cap
	GB0234	6	Adjustment Plug
	GD9093	6	Poly Wear Pad
	G10014	12	Hex Head Cap Screw, ½"-13 x 1"
16	GD20191	8	Shim, 1½" x 5", 14 Gauge (.075" Thickness)
17	GD20190	8	Shim, 1½" x 5", 10 Gauge (.135" Thickness)
18	GD20102	4	Shim, 1½" x 5", 7 Gauge (.179" Thickness)
19	G10157	3	Lock Nut, 1¼"-7
20	GA9856	1	Safety Chain, ⅝"
	G10494	1	Hex Head Cap Screw, 1¼"-7 x 3½"
	GD21307	1	Washer, 3¾"
21	GB0361	1	Single Clevis, Swivel Hitch
	GD13377	1	Spindle
	G11186	1	Hex Head Cap Screw, 1"-8 x 6½", Grade 5
	G10396	1	Lock Nut, 1"-8
22	GA9526	1	Swivel Block W/Grease Fitting
	G10643	-	Grease Fitting, 45°, ¼"-28
	G10042	2	Hex Head Cap Screw, 1¼"-7 x 6½"
23	G10025	2	Hex Head Cap Screw, ¾"-10 x 1½"
	G10231	2	Lock Washer, ¾"
24	GD20234	4	Plate
25	GD20235	1	Pin, 2" x 4"
26	G10037	4	Hex Head Cap Screw, ½"-13 x 1¼"
	G10071	4	Serrated Flange Nut, ½"-13
27	GD20198	1	Hydraulic Block Plate
28	GD20236	1	Pin, 2¾" x 3½"

(IP1189)



ITEM	PART NO.	QTY.	DESCRIPTION
1	GA11210	1	H-Frame Assembly
2	GD15369	2	Pivot Pin, 3" x 22½"
3	GD15046	2	Washer, 2½" I.D. x 4" O.D. x ¼"
	G10008	2	Hex Head Cap Screw, ⅝"-11 x 2"
	G10230	2	Lock Washer, ⅝"
4	GD15045	2	Capture Plate
	G10008	2	Hex Head Cap Screw, ⅝"-11 x 2"
	G10230	2	Lock Washer, ⅝"
	G11391	2	Flat Washer, ⅝" SAE
5	GD5841	4	Pin, 1¼" x 5⅝"
	G11396	8	Flat Washer, 1¼"
	G10460	8	Cotter Pin, ¼" x 2"
6	GA5121	8	Pin, 2½"
	G10016	8	Hex Head Cap Screw, ½"-13 x 2"
	G11389	8	Flat Washer, ½" SAE
	G10111	8	Lock Nut, ½"-13
7	---	4	See "Master Cylinder" on page P124
8	GB0357	2	Keeper
	G10231	8	Lock Washer, ¾"
	G10105	8	Hex Nut, ¾"-10
	G10026	8	Hex Head Cap Screw, ¾"-10 x 2"
9	GB0355	2	Keeper
	G10231	6	Lock Washer, ¾"
	G10105	6	Hex Nut, ¾"-10
	G10026	6	Hex Head Cap Screw, ¾"-10 x 2"
10	GB0332	8	Bearing
11	GD15172	16	Shim
12	GD14941	8	Bearing
	G10640	8	Grease Fitting, ¼"-28
13	GD14926	4	Clamp Plate
14	G11095	16	Hex Head Cap Screw, 7⁄8"-9 x 9"
	GD10063	32	Hardened Washer, 7⁄8"
	G10418	16	Lock Nut, 7⁄8"-9
15	GD17039	4	U-Bolt, 7" x 7" x ⅝"-11
	G10230	8	Lock Washer, ⅝"
	G11391	8	Flat Washer, ⅝" SAE
	G10104	8	Hex Nut, ⅝"-11
16	GD15170	4	Shim, 3¼" x 10", 16 Gauge (As Required)
17	GA10343	2	Mount, 8" x 10"
18	GD15169	2	Wear Block
	G11099	8	Hex Socket Head Cap Screw, ⅜"-16 x 1½", Grade 8
19	GD15451	2	Shim, 2¾" x 18", 16 Gauge (.0598")
20	GD15780	2	Shim, 1⅞" x 18", 22 Gauge (.0299")
21	G10802	13	Hex Head Cap Screw, ¾"-10 x 2¾"
	G10231	13	Lock Washer, ¾"
	G10105	13	Hex Nut, ¾"-10

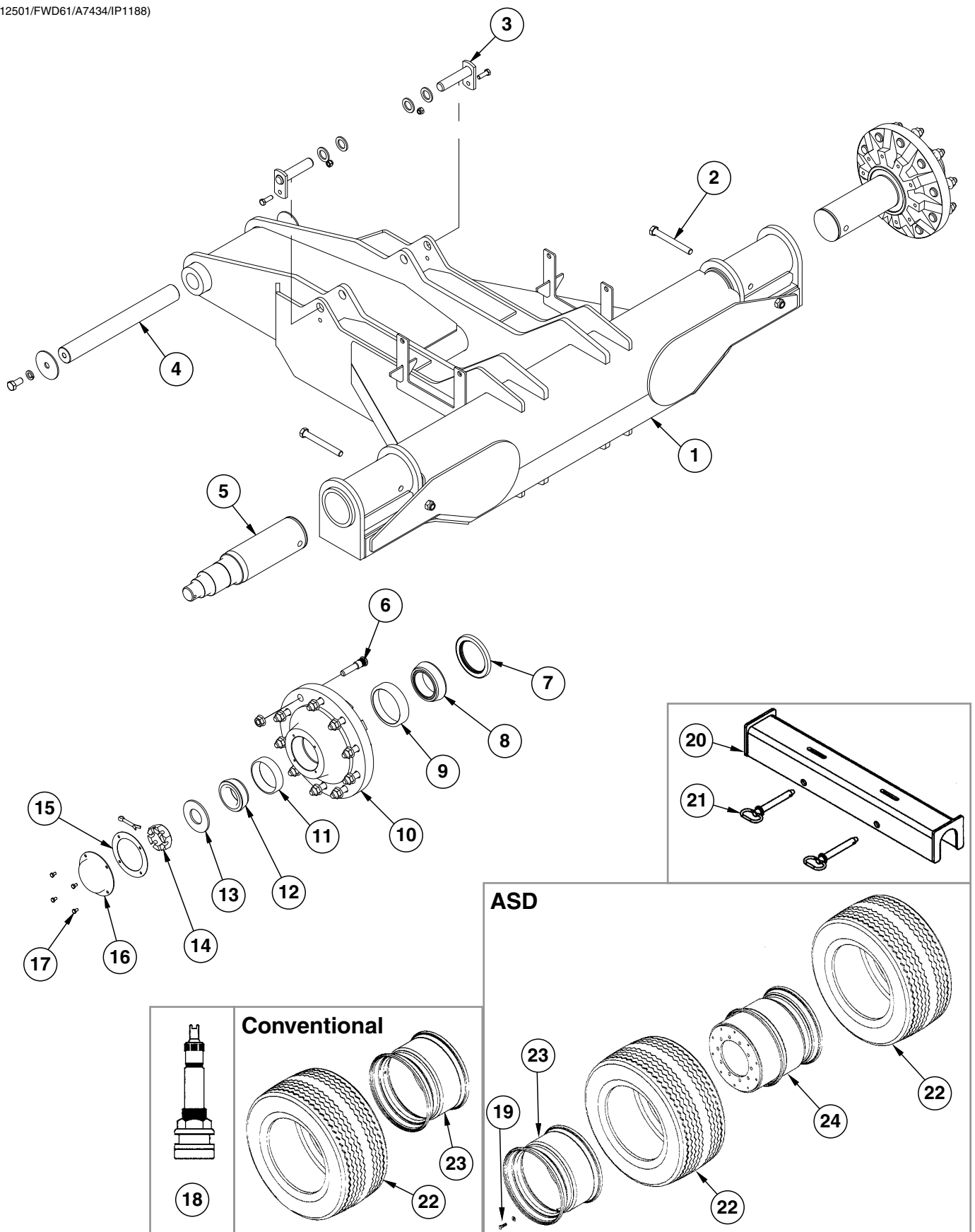
(IP1187)



ITEM	PART NO.	QTY.	DESCRIPTION
1	GA11174	1	Rock Shaft Axle, 133½"
2	GD20458	1	Slotted Scraper
3	GD20457	1	Long Scraper Arm
4	GA10139 G10913	1	Spindle W/Retaining Ring, 1¾" External Retaining Ring, 2½"
5	GA4722	2	Seal
6	GA4723	2	Bearing
7	GD7079	2	Cup
8	GA4729 GD7571 GR0528 GR1912 G10640	- 1 8 8 1	Hub W/Cups, Bolts, Nuts, and Grease Fitting, 8 Bolt, 1¾" Bore Hub Stud, ⅝"-12 x 2¼", Grade 8 Lug Nut, ⅝"-18, Grade 5 Grease Fitting, ¼"-28
9	---	-	---
10	GD7089	1	Special Nut, 1¾"-12 UNF
11	GD7864	1	Special Hex Nut, 1¾"-12 UNF
12	G10448 G10330	8 8	Hex Head Cap Screw, ⅞"-9 x 2½", Grade 8 Lock Washer, ⅞"
13	GA7434	1	Valve Stem
14	GA14516	1	Rim, 5.5" x 22.5"
15	GD15406	1	Tire, 41 x 11 R22.5" W/O Center Rib (Specify Brand*)
16	GD18643	1	Jump Start Wheel
17	G11254	4	Serrated Flange Nut, ⅝"-18
18	GA14521 GD18676 GR1912 G10640	1 8 8 1	Hub W/Cups, Bolts, Nuts And Grease Fitting, 8 Bolt Lug Bolt, ⅝"-18 x 2¾" Lug Nut, ⅝"-18, Grade 5 Grease Fitting, ¼"-28
19	GA10139 G10913	1	Spindle W/Retaining Ring, 1¾" External Retaining Ring, 2½"
20	GA4723	2	Bearing
21	GA4722	2	Seal
22	GD7089	1	Special Nut, 1¾"-12 UNF
23	GD7864	1	Special Hex Nut, 1¾"-12 UNF
24	G10636	2	Carriage Bolt, ½"-13 x 1½"
25	G10071	2	Serrated Flange Nut, ½"-13
26	G11392	8	Flat Washer, ¾" SAE
27	G11314	4	Serrated Flange Nut, ¾"-10
28	G10026	4	Hex Head Cap Screw, ¾"-10 x 2"
A	GA14518	4	Tire And Rim Assembly (Items 13-15) (Specify Brand*)
B	GA10138	3	Hub and Spindle Assembly, 8 Bolt (Items 5-6, 8, 10-11, and 19)

***Specific brand requests will be supplied only as available from current Kinze Repair Parts stock. If a specific brand requested is not in stock, the brand available will be supplied.**

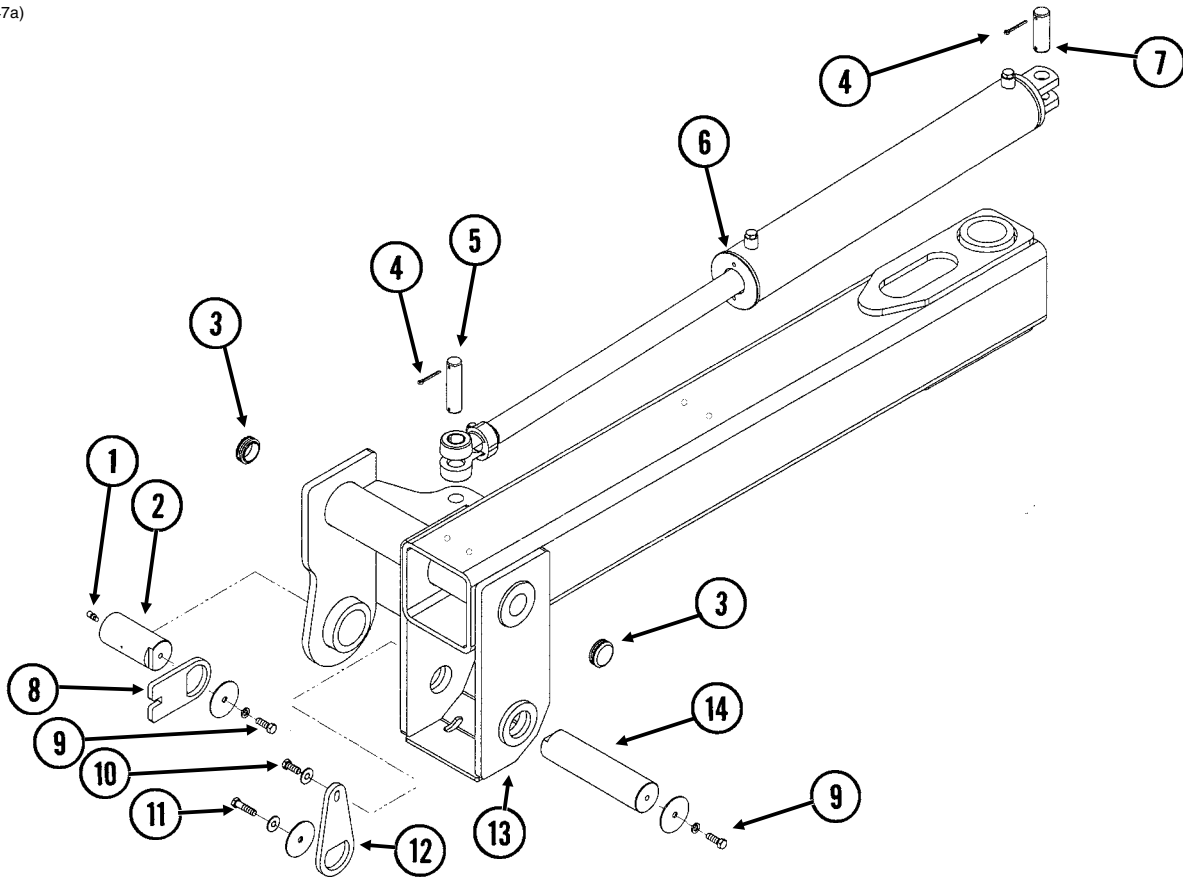
(A12501/FWD61/A7434/IP1188)



ITEM	PART NO.	QTY.	DESCRIPTION
1	GA12460	1	Axle W/Grease Fittings
	G10640	2	Grease Fitting, 1/4"-28
2	G10400	2	Hex Head Cap Screw, 3/4"-10 x 6 1/2"
	G10112	2	Lock Nut, 3/4"-10
3	GA10279	2	Pin, 5 1/4"
	GD0752-64	4	Sleeve
	G10017	2	Hex Head Cap Screw, 1/2"-13 x 1 1/2"
	G10111	2	Lock Nut, 1/2"-13
4	GD15042	1	Pin, 2 1/4" x 20 1/16"
	GD15041	2	Washer, 1 3/16" I.D. x 4" O.D., 7 Gauge
	G10025	2	Hex Head Cap Screw, 3/4"-10 x 1 1/2"
	G10231	2	Lock Washer, 3/4"
5	GD13740	1	Spindle, 4 1/2"
6	GR1681	10	Bolt, 3/4"-16 x 3 7/8"
	G10625	10	Flange Nut, 3/4"-16
7	GA0532	1	Seal
8	GA0531	1	Inner Bearing
9	GR0191	1	Inner Cup
10	GB0320	1	Hub, 10 Holes
11	GR0192	1	Outer Cup
12	GA0530	1	Outer Bearing
13	G11398	1	Flat Washer, 2" SAE
14	G10726	1	Slotted Hex Nut, 2"-12
	G10471	1	Cotter Pin, 3/8" x 2 1/2"
15	GD1359	1	Seal
16	GD1360	1	Dust Cap
17	G10054	4	Hex Head Cap Screw, 5/16"-18 x 1/2"
18	GA7434	-	Valve Stem
19	G11174	10	Hex Head Cap Screw, 5/8"-11 x 2"
	G11391	10	Flat Washer, 5/8" SAE
20	GA12501	2	Cylinder Lockup
21	GA6189	2	Hitch Pin W/Lynch Pin
22	GD16058	2-4	Tire, 445-50R22.5 Radial Load Range H (Specify Brand*)
23	GA11277	2	Rim, 14" x 22.5"
24	GA11265	2	Rim, 14" x 22.5", Offset
A	GA9315	2	Hub And Spindle Assembly (Items 5-17)
B	GA9306	-	Hub W/Cups, Grease Fitting And Stud Bolts (10 Bolt High Strength) (Items 6, and 9-11)
	G10373	-	Grease Fitting, 45°, 1/8"-27
C	GA11278	-	Tire And Rim Assembly (Items 18, 22, and 23)
	GA11266	-	Tire And Rim Assembly (Items 18, 22, and 24)

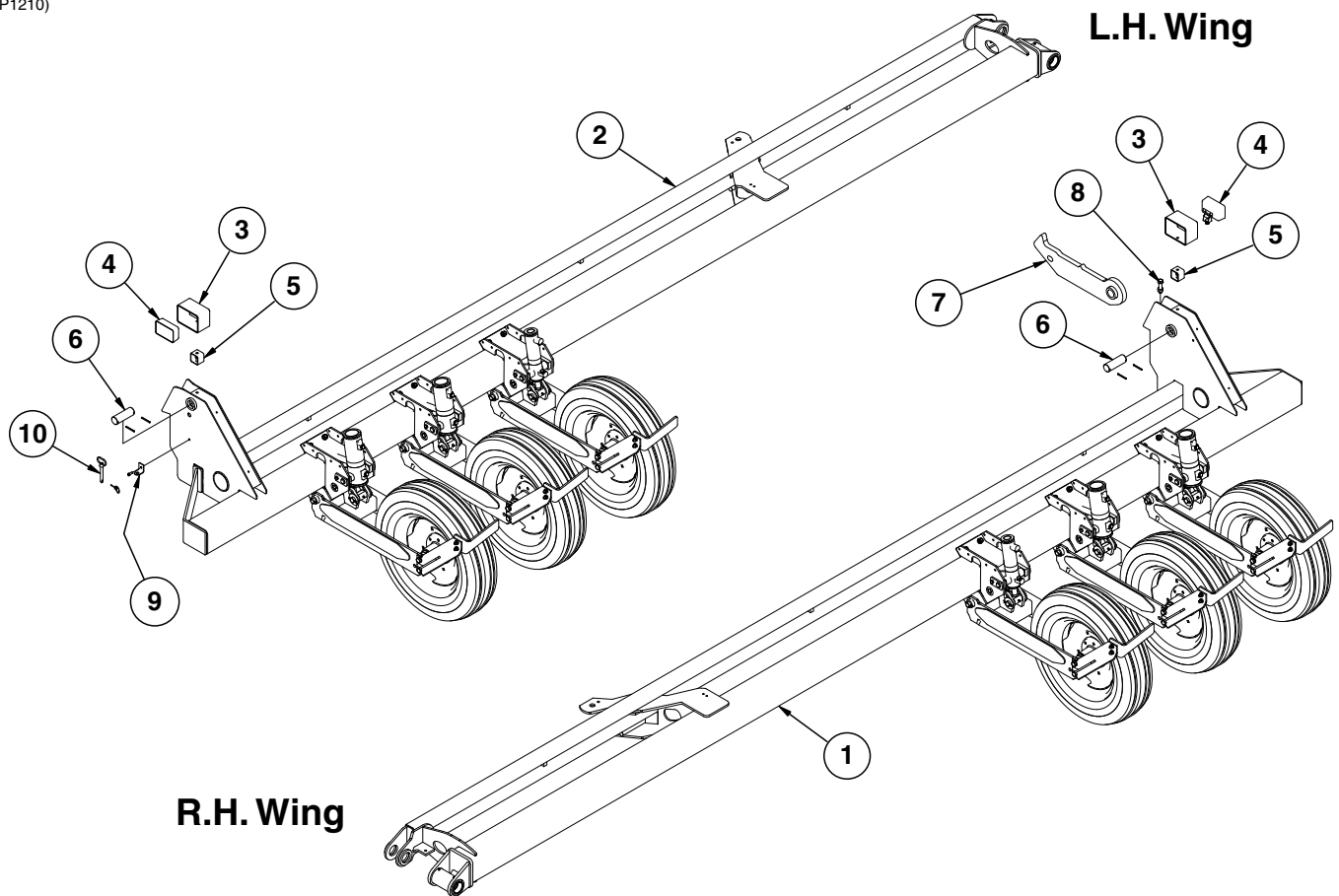
*Specific brand requests will be supplied only as available from current Kinze Repair Parts stock. If a specific brand requested is not in stock, the brand available will be supplied.

(FWD13/FWD47a)



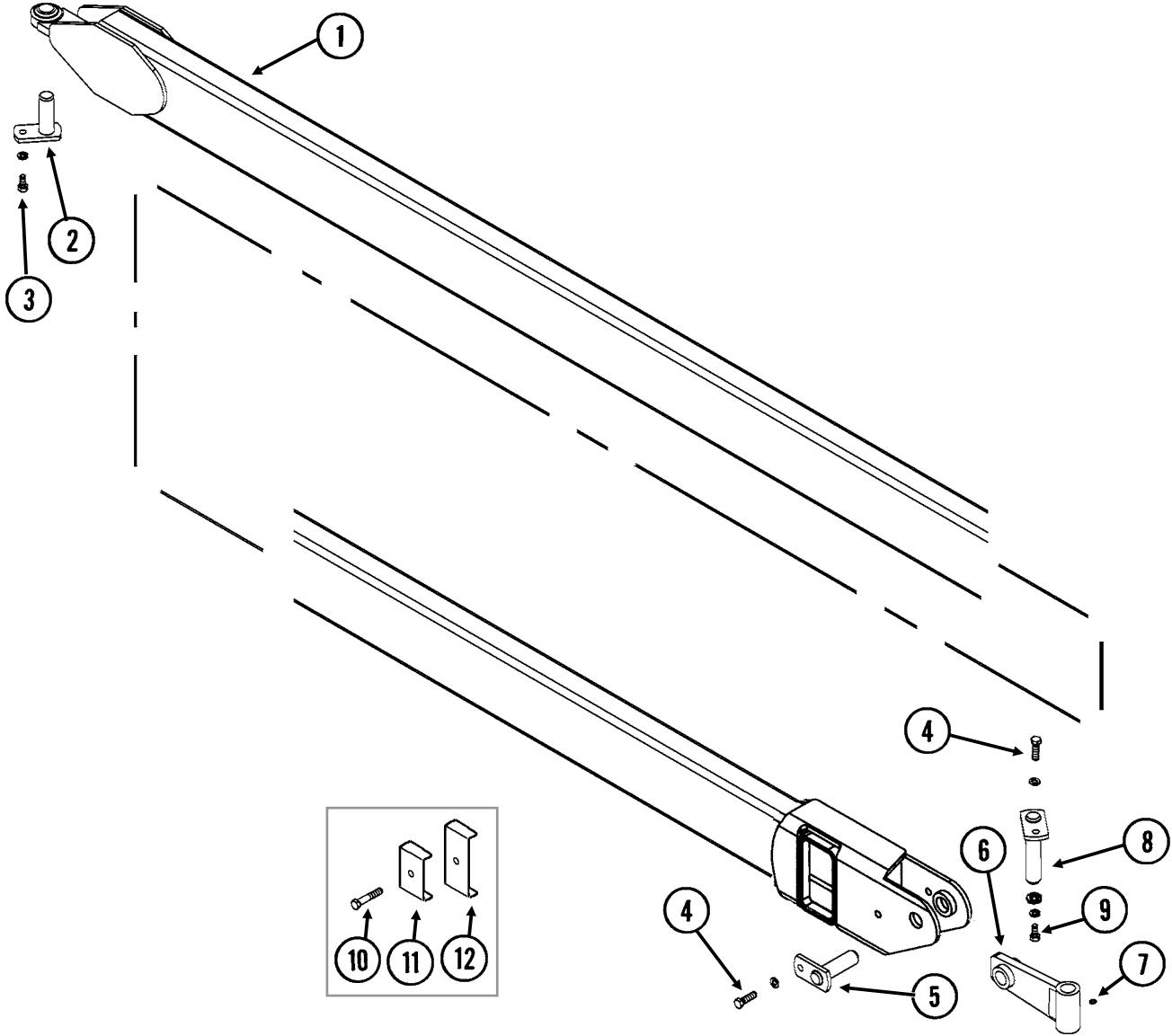
ITEM	PART NO.	QTY. (Per Assy.)	DESCRIPTION
1	G10640	1	Grease Fitting, 1/4"-28
2	GD15067	1	Pin, 2 3/4" x 5 13/16"
3	G11105	2	Cap
4	G10460	4	Cotter Pin, 1/4" x 2"
5	GD15048	1-2	Pin, 1 1/4" x 5 1/16"
6	---	-	See "Wing Fold Cylinder" on page P125
7	GD15049	1-2	Pin, 1 1/4" x 4 5/16"
8	GD15069	1	Capture Plate
9	G10017	2	Hex Head Cap Screw, 1/2"-13 x 1 1/2"
	G10228	2	Lock Washer, 1/2"
	GD15068	2	Washer, 3 3/4" O.D. x 1/2" I.D. x 1/4"
10	G10037	1	Hex Head Cap Screw, 1/2"-13 x 1 1/4"
	G11389	1	Flat Washer, 1/2" SAE
11	G10016	1	Hex Head Cap Screw, 1/2"-13 x 2"
	G11389	1	Flat Washer, 1/2" SAE
	GD15068	1	Washer, 3 3/4" O.D. x 1/2" I.D. x 1/4"
12	GD15072	1	Capture Plate
13	GA11219	1	Stub Wing W/Bushings And Grease Fittings, L.H. (Shown)
	GA11220	-	Stub Wing W/Bushings And Grease Fittings, R.H.
	GD14565	-	Hardened Bushing, 3 1/2" O.D. x 3" I.D. x 4"
	GD14563	-	Hardened Bushing, 3 1/4" O.D. x 2 3/4" I.D. x 3"
	G10640	-	Grease Fitting, 1/4"-28
14	GD15070	1	Pin, 2 3/4" x 1 1/4"

(IP1210)



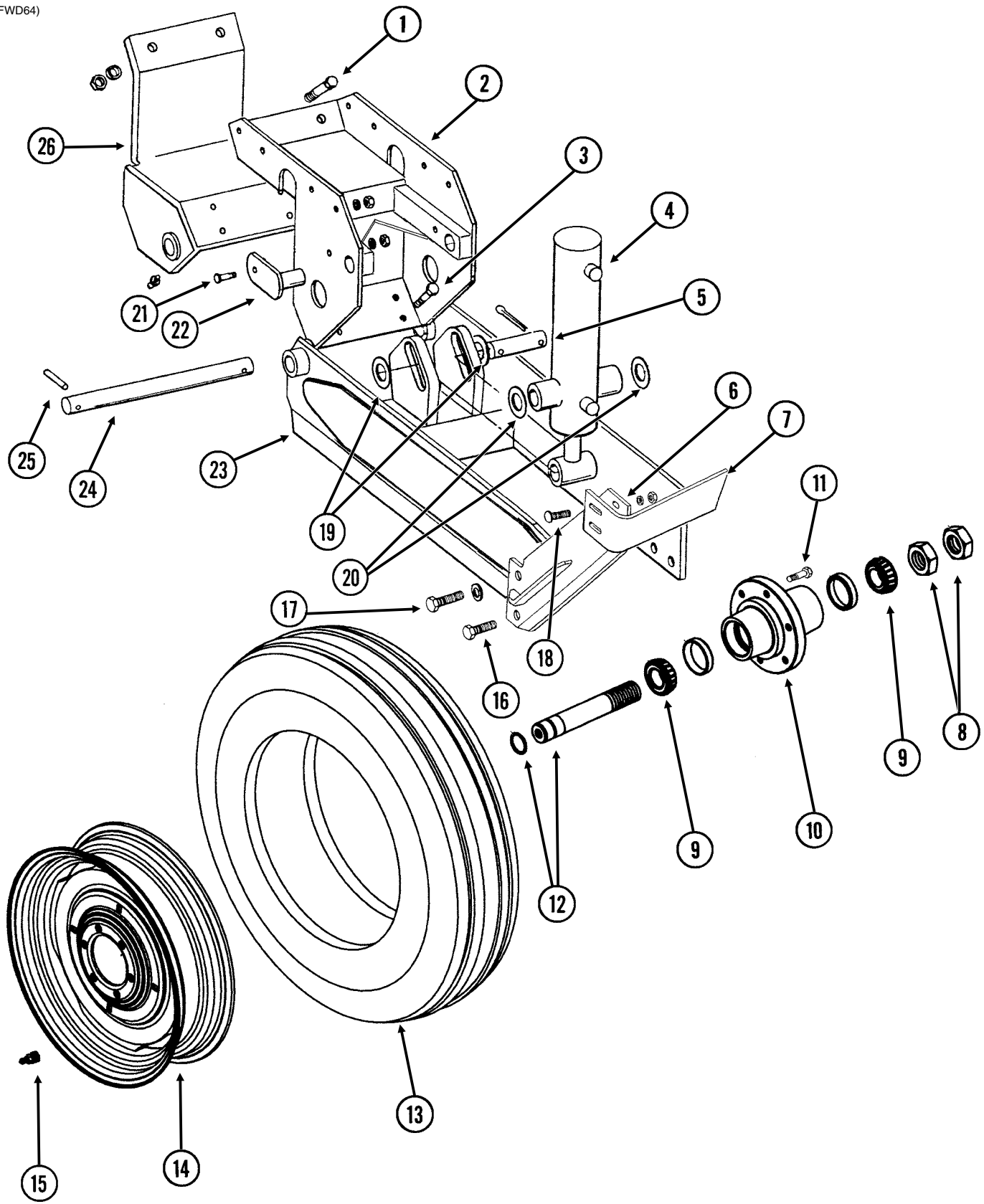
ITEM	PART NO.	QTY.	DESCRIPTION
1	GA11226	1	Outer Wing W/Grease Fittings, Bushings And Sleeve, R.H., 284 $\frac{1}{8}$ "
	G10640	-	Grease Fitting, $\frac{1}{4}$ "-28
	GD14563	-	Hardened Bushing, 3 $\frac{1}{4}$ " O.D. x 2 $\frac{3}{4}$ " I.D. x 3"
	GD15110	-	Sleeve, 3 $\frac{1}{4}$ " I.D. x 2 $\frac{7}{8}$ " O.D. x 1 $\frac{7}{8}$ " Long
2	GA11225	1	Outer Wing W/Grease Fittings, Bushings And Sleeve, L.H., 284 $\frac{1}{8}$ "
	G10640	-	Grease Fitting, $\frac{1}{4}$ "-28
	GD14563	-	Hardened Bushing, 3 $\frac{1}{4}$ " O.D. x 2 $\frac{3}{4}$ " I.D. x 3"
	GD15110	-	Sleeve, 3 $\frac{1}{4}$ " I.D. x 2 $\frac{7}{8}$ " O.D. x 1 $\frac{7}{8}$ " Long
3	GD15582	2	Light Protector
4	GA15102	2	Work Light Assembly W/Halogen Lamp
	GR1981	-	Halogen Lamp, 3" x 5"
5	GD14987	2	Light Bracket
	G10228	2	Lock Washer, $\frac{1}{2}$ "
	G10102	2	Hex Nut, $\frac{1}{2}$ "-13
	G10017	2	Hex Head Cap Screw, $\frac{1}{2}$ "-13 x 1 $\frac{1}{2}$ "
6	GD15074	2	Pin, 2" x 5 $\frac{3}{4}$ "
	G10191	4	Spring Pin, $\frac{1}{4}$ " x 2 $\frac{3}{4}$ "
7	GA10404	1	Outer Hook, 29 $\frac{13}{16}$ " Long
8	G10543	1	Hex Head Cap Screw, $\frac{3}{4}$ "-10 x 3", Full Thread
	G10105	1	Hex Nut, $\frac{3}{4}$ "-10
9	GD15285	1	Storage Bracket
	G10108	1	Lock Nut, $\frac{3}{8}$ "-16
	G10001	1	Hex Head Cap Screw, $\frac{3}{8}$ "-16 x 1"
10	GD5625	1	Lynch Pin, $\frac{3}{16}$ "
	GD15282	1	Pin, $\frac{5}{8}$ " x 4"

(FWD129/D16890/FWD16aaa/FWD128/FWD74)



ITEM	PART NO.	QTY. (Per Assy.)	DESCRIPTION
1	GA11015	1	Draft Link, L.H., 202 $\frac{3}{8}$ "
	GA11016	1	Draft Link, R.H., 202 $\frac{3}{8}$ "
2	GA10276	1	Pin, 3 $\frac{5}{8}$ "
3	G10014	1	Hex Head Cap Screw, $\frac{1}{2}$ "-13 x 1"
	G10228	1	Lock Washer, $\frac{1}{2}$ "
4	G10039	1	Hex Head Cap Screw, $\frac{1}{2}$ "-13 x 1 $\frac{3}{4}$ "
	G10228	1	Lock Washer, $\frac{1}{2}$ "
	G10102	1	Hex Nut, $\frac{1}{2}$ "-13
5	GA10277	1	Pin, 4"
6	GA10275	1	Link Yoke
7	G10640	1	Grease Fitting, $\frac{1}{4}$ "-28
8	GA10278	1	Pin, 6"
9	G10039	1	Hex Head Cap Screw, $\frac{1}{2}$ "-13 x 1 $\frac{3}{4}$ "
	G10228	1	Lock Washer, $\frac{1}{2}$ "
	GD15235	1	Washer, 2 $\frac{1}{4}$ " O.D. x $\frac{1}{2}$ " I.D. x $\frac{1}{4}$ "
10	G10585	-	Hex Head Cap Screw, $\frac{1}{2}$ "-13 x 3 $\frac{1}{4}$ "
	G10111	-	Lock Nut, $\frac{1}{2}$ "-13
11	GD0740	-	Hose Clamp, $\frac{3}{4}$ " x 4" x 3 $\frac{1}{2}$ "
12	GD8188	-	Hose Clamp, $\frac{7}{8}$ " x 3" x 5 $\frac{3}{8}$ "
13	GA11667	1	Hose Tube, 168"
14	GD16887	2-4	Support
15	G10301	8	Carriage Bolt, $\frac{3}{8}$ "-16 x 1 $\frac{1}{2}$ "
	G11387	8	Flat Washer, $\frac{3}{8}$ " SAE
	G10108	8	Lock Nut, $\frac{3}{8}$ "-16
16	GD16890	-	Clamp
17	G10599	-	Carriage Bolt, $\frac{3}{8}$ "-16 x 1 $\frac{1}{4}$ "
	G10622	-	Serrated Flange Nut, $\frac{3}{8}$ "-16

(FWD64)

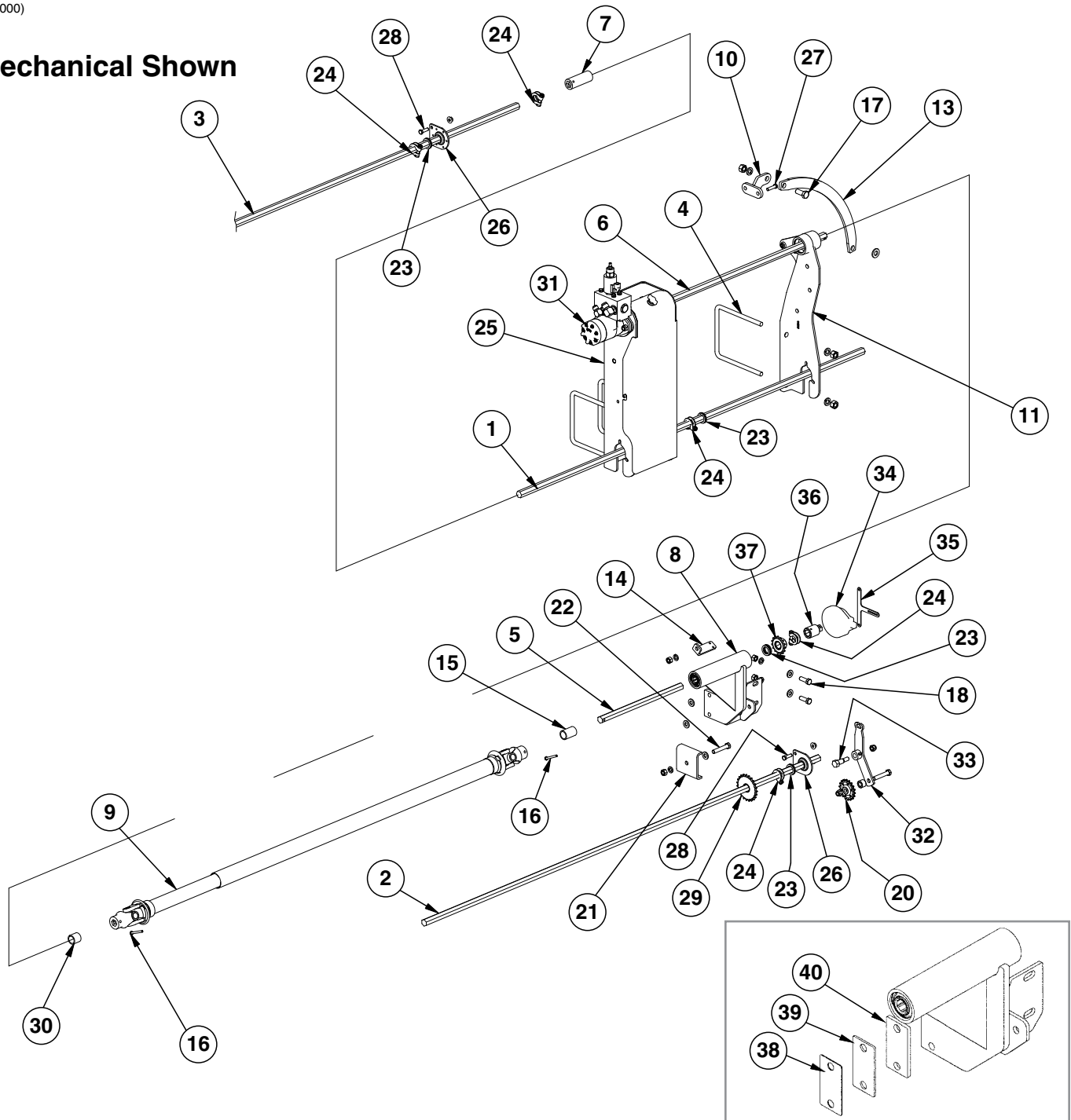


ITEM	PART NO.	QTY. (Per Assy.)	DESCRIPTION
1	G10006	2	Hex Head Cap Screw, 5/8"-11 x 2 1/4"
	G10230	2	Lock Washer, 5/8"
	G10104	2	Hex Nut, 5/8"-11
	G11391	2	Flat Washer, 5/8" SAE
2	GA5122	1	Wheel Tower Clamp
3	G10006	4	Hex Head Cap Screw, 5/8"-11 x 2 1/4"
	G11391	6	Flat Washer, 5/8" SAE
	G10230	4	Lock Washer, 5/8"
	G10104	4	Hex Nut, 5/8"-11
4	---	-	See "Slave/Lift Assist Cylinders" on page P127
5	GD5841	1	Pin, 1 1/4" x 5 5/8"
	G10460	2	Cotter Pin, 1/4" x 2"
6	GA7376	1	Scraper Mount
7	GD12543	1	Scraper
8	G11081	2	Hex Jam Nut, 1 1/2"-12, Grade 2
9	GA0895	2	Bearing
10	GA2148	1	Hub W/Cups, 6 Bolt
	GR0434	-	Cup
11	GR0270	6	Lug Bolt, 9/16"-18
12	GA2558	1	Spindle W/Round External Retaining Ring, 9 1/2"
	GD11490	-	Round External Retaining Ring
13	GD13401	-	Tire, 7.50" x 20", 8 Ply, Tubeless W/O Center Rib (Specify Brand*)
14	GA14413	1	Rim, 5.50" x 20"
15	GA7434	1	Valve Stem
16	G10025	2	Hex Head Cap Screw, 3/4"-10 x 1 1/2"
	G10231	2	Lock Washer, 3/4"
	G10105	2	Hex Nut, 3/4"-10
17	G10026	2	Hex Head Cap Screw, 3/4"-10 x 2"
	G10231	2	Lock Washer, 3/4"
18	G10636	4	Carriage Bolt, 1/2"-13 x 1 1/2"
	G10228	4	Lock Washer, 1/2"
	G11389	4	Flat Washer, 1/2" SAE
	G10102	4	Hex Nut, 1/2"-13
19	G11396	2	Flat Washer, 1 1/4"
20	G10159	-	Machine Bushing, 1 1/4", 10 Gauge (As Required)
21	G10581	2	Hex Head Cap Screw, 1/2"-13 x 2 1/4"
	G10111	2	Lock Nut, 1/2"-13
22	GA5121	2	Pin, 2 1/8"
23	GA11276	1	Arm
24	GD11695	1	Pin, 1 1/4" x 13 1/4"
25	G10610	2	Spring Pin, 3/8" x 2"
26	GA9877	1	Clamp W/Grease Fittings
	G10640	2	Grease Fitting, 1/4"-28
A	GA2147	-	Hub And Spindle Assembly (Items 8-10 And 12)
B	GA7409	-	Scraper Assembly (Items 6, 7, 16, and 18)

*Specific brand requests will be supplied only as available from current Kinze Repair Parts stock. If a specific brand requested is not in stock, the brand available will be supplied.

(IP1000)

Mechanical Shown

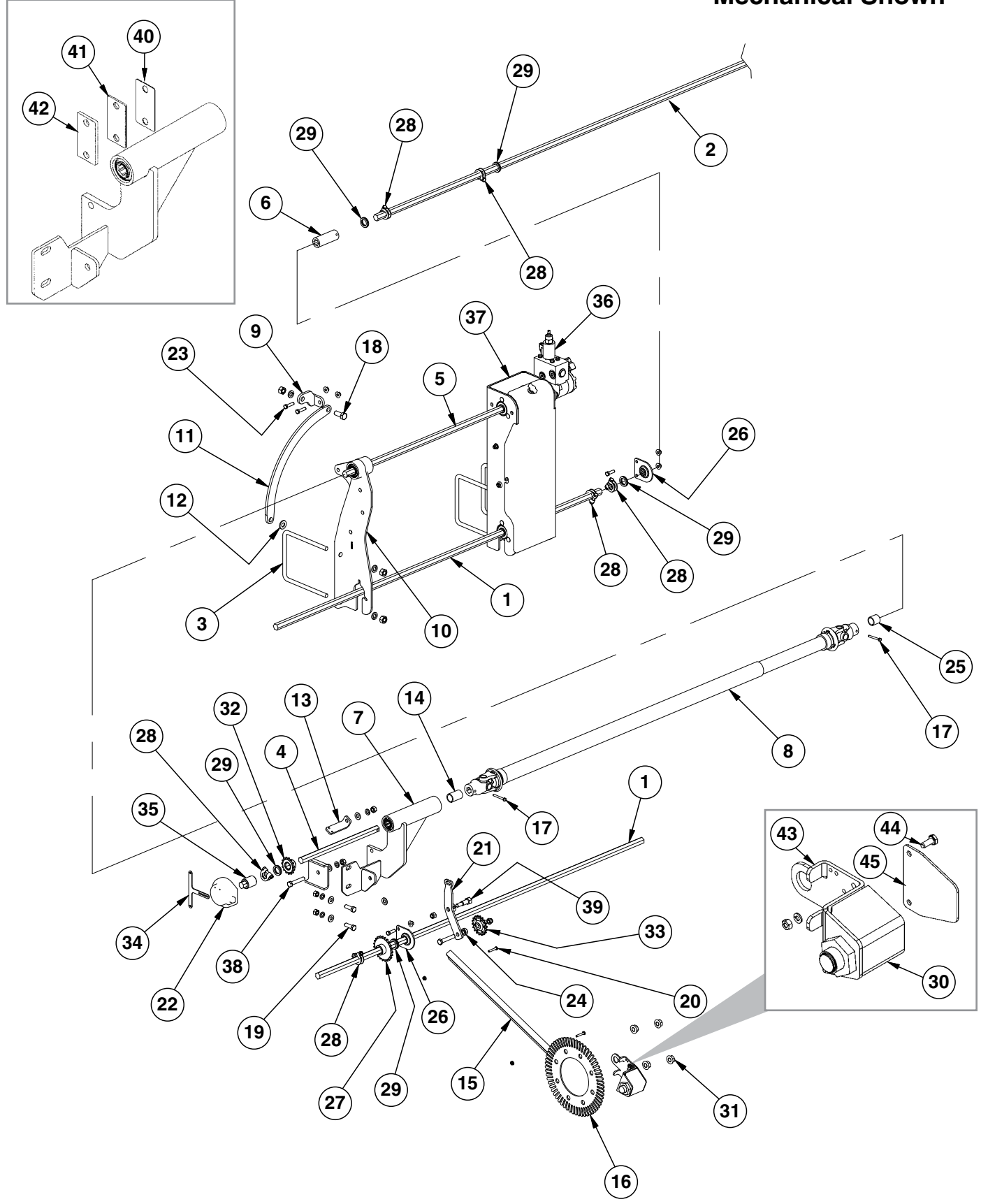


ITEM	PART NO.	QTY.	DESCRIPTION
1	GD0914-68	1	Hex Shaft, 7/8" x 68" (No Holes)
2	GD0914-78	1	Hex Shaft, 7/8" x 78" (No Holes)
3	GD0914-180	1	Hex Shaft, 7/8" x 180" (No Holes)
4	GD17039	3	U-Bolt, 7" x 7" x 5/8"-11
	G10230	6	Lock Washer, 5/8"
	G10104	6	Hex Nut, 5/8"-11
5	GD2548-16	1	Hex Shaft, 7/8" x 16" (1 Hole)
6	GD2548-39	1	Hex Shaft, 7/8" x 39"
7	GD10126	1	Coupler, 4"
8	GA11187	1	Mount W/Bearings And Rings, L.H. Side

ITEM	PART NO.	QTY.	DESCRIPTION
9	GA17043	1	U-Joint Assembly
	GA8001	1	U-Joint W/Grease Fitting, Male, 40 ^{13/32} "
	GR1294	1	Cross And Bearing Kit
	GA14131	1	Outer Profile Shaft
	GA14220	1	Outer Drive Shaft Cover
	GA14221	1	Inner Drive Shaft Cover
10	GA11964	1	Brace Mount
11	GA13699	1	Chain Mount Assembly
	GB0374	1	Chain Mount
	GD6551	1	Ring
	GA5116	1	Bearing, 7/8" Hex Bore, Cylindrical
12	G11391	1	Flat Washer, 5/8" SAE
13	GD17095	1	Brace Bar, 21", L.H.
14	GD18070	1	Spring Mount Bracket
	G10016	1	Hex Head Cap Screw, 1/2"-13 x 2"
	G10228	1	Lock Washer, 1/2"
	G11389	1	Flat Washer, 1/2" SAE
	G10102	1	Hex Nut, 1/2"-13
	GD5857	1	Spring
15	GD1199-04	1	Spacer
16	G10880	2	Hex Head Cap Screw, 1/4"-20 x 2 1/4"
	G10110	2	Lock Nut, 1/4"-20, Grade B
17	G10007	1	Hex Head Cap Screw, 5/8"-11 x 1 1/2"
	G11391	1	Flat Washer, 5/8" SAE
	G10230	1	Lock Washer, 5/8"
	G10104	1	Hex Nut, 5/8"-11
18	G10017	2	Hex Head Cap Screw, 1/2"-13 x 1 1/2"
	G10228	2	Lock Washer, 1/2"
	G11389	2	Flat Washer, 1/2" SAE
19	G10397	1	Hex Head Cap Screw, 1/2"-13 x 2 3/4"
20	GA7154	1	Sprocket W/Bearing, 18 Tooth
	GD10356	1	Bushing, 3/4" Long
	G11389	1	Flat Washer, 1/2" SAE
	G10111	1	Lock Nut, 1/2"-13
21	GD0740	1	Hose Clamp, 3/4" x 4" x 3 1/2"
22	G10397	1	Hex Head Cap Screw, 1/2"-13 x 2 3/4"
	G11389	1	Flat Washer, 1/2" SAE
	G10111	1	Lock Nut, 1/2"-13
23	G10233	5	Machine Bushing, 1 1/2" x 1/32", 10 Gauge
24	GA11331	5	Hex Lock Clamp Assembly
25	GA13524	1	Motor Mount Bracket
26	GA2180	2	Hanger Bearing, 7/8" Hex Bore
27	G10003	2	Hex Head Cap Screw, 3/8"-16 x 1 1/2"
	G11091	2	Serrated Flange Nut, 3/8"-16
28	G10004	4	Hex Head Cap Screw, 3/8"-16 x 1 1/4"
	G11091	4	Serrated Flange Nut, 3/8"-16
29	GA5108	1	Sprocket, 23 Tooth (Mechanical)
	GA5202	1	Sprocket, 34 Tooth (EdgeVac)
	G3310-100	1	Chain, No. 40, 100 Pitch Including Connector Link (Mechanical)
	G3310-106	1	Chain, No. 40, 106 Pitch Including Connector Link (EdgeVac)
	GR0912	1	Connector Link, No. 40
30	GD1199-06	1	Spacer
31	---	1	See "Hydraulic Motor" on page P132
32	GA13235	1	Idler Arm (L.H.)
33	GD18699	1	Shoulder Bolt, 1/2"-13
	G11389	1	Flat Washer, 1/2" SAE
	G10111	1	Lock Nut, 1/2"-13
34	GA12565	1	Encoder Module
35	GD19248	1	Anti-Rotation Encoder Bracket
36	GA12661	1	Hex Adapter Encoder
	G11242	1	Hex Socket Set Screw, 1/4"-20 x 3/8"
37	GA5105	1	Sprocket, 15 Tooth
38	GD16355-01	1	Shim, 2" x 4" x 16 Gauge
39	GD16355-02	1	Shim, 2" x 4" x 10 Gauge
40	GD16355-03	1	Shim, 2" x 4" x 1/4"

(IP1002)

Mechanical Shown



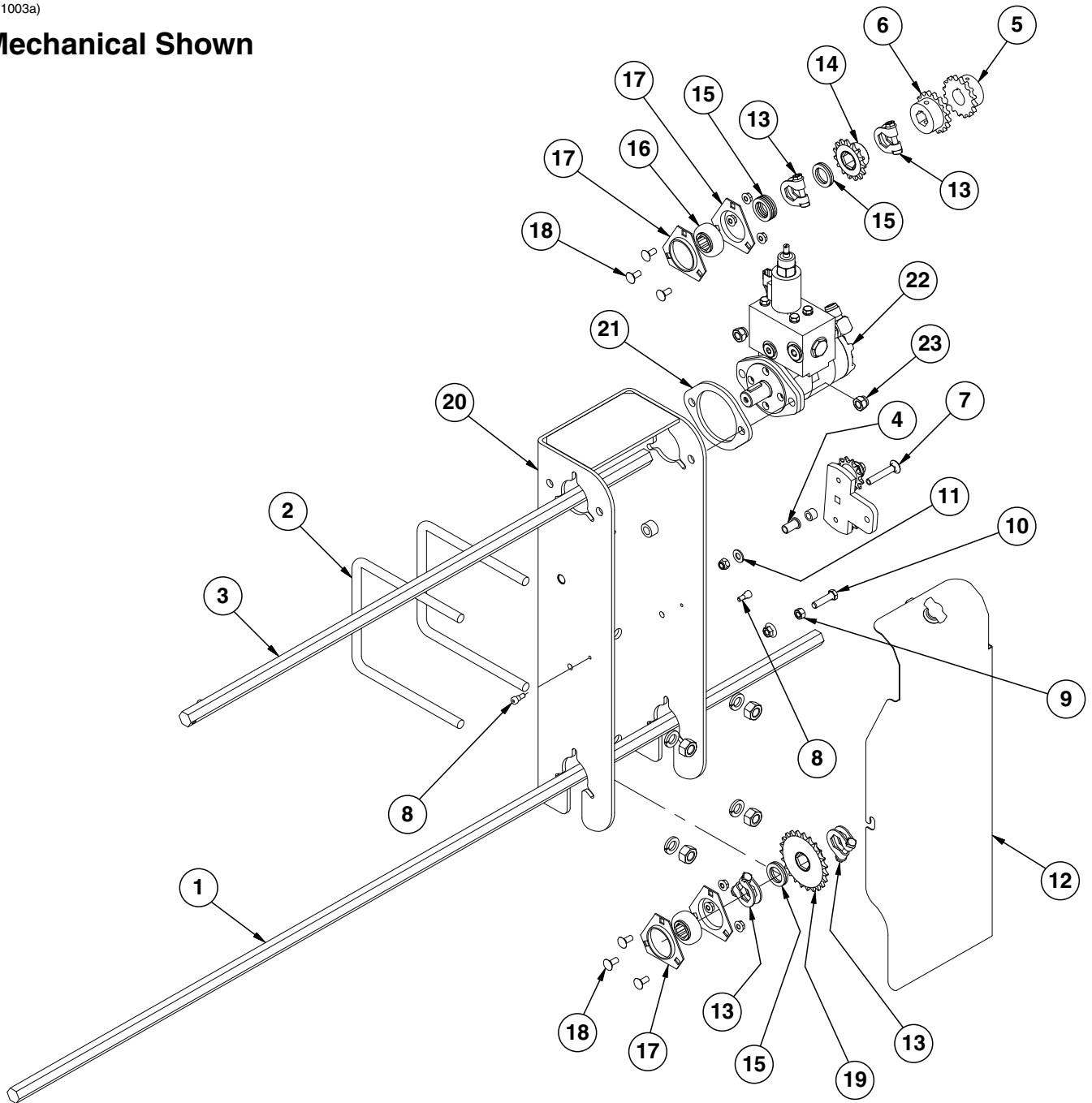
ITEM	PART NO.	QTY.	DESCRIPTION
1	GD0914-68	2	Hex Shaft, 7/8" x 68" (No Holes)
2	GD0914-180	1	Hex Shaft, 7/8" x 180" (No Holes)
3	GD17039	3	U-Bolt, 7" x 7" x 5/8"-11
	G10230	6	Lock Washer, 5/8"
	G10104	6	Hex Nut, 5/8"-11
4	GD2548-16	1	Hex Shaft, 7/8" x 16" (1 Hole)
5	GD2548-39	1	Hex Shaft, 7/8" x 39"
6	GD10126	1	Coupler, 4"
7	GA11186	1	Mount W/Bearings And Rings, R.H. Side
8	GA17043	1	U-Joint Drive Shaft Assembly
9	GA11964	1	Brace Mount
10	GA13700	1	Chain Mount Assembly, R.H.
	GD6551	1	Ring
	GA5116	1	Bearing, 7/8" Hex Bore, Cylindrical
	GB0374	1	Chain Mount
11	GD17094	1	Brace Bar, 19 3/4", R.H.
12	G11391	1	Flat Washer, 5/8" SAE
13	GD18070	1	Spring Mount Bracket
	G10016	1	Hex Head Cap Screw, 1/2"-13 x 2"
	G11389	1	Flat Washer, 1/2" SAE
	G10228	1	Lock Washer, 1/2"
	G10102	1	Hex Nut, 1/2"-13
	GD5857	1	Spring
14	GD1199-04	1	Spacer
15	GD19252	1	Cable Guard Bracket
16	GD18643	2	Jump Start Wheel
17	G10880	2	Hex Head Cap Screw, 1/4"-20 x 2 1/4"
	G10110	2	Lock Nut, 1/4"-20, Grade B
18	G10007	1	Hex Head Cap Screw, 5/8"-11 x 1 1/2"
	G10230	1	Lock Washer, 5/8"
	G10104	1	Hex Nut, 5/8"-11
19	G10017	2	Hex Head Cap Screw, 1/2"-13 x 1 1/2"
	G11389	2	Flat Washer, 1/2" SAE
	G10228	2	Lock Washer, 1/2"
	G10102	2	Hex Nut, 1/2"-13
20	G10021	2	Hex Head Cap Screw, 1/4"-20 x 1 1/2"
	G10621	2	Serrated Flange Nut, 1/4"-20
21	GA13234	2	Idler Arm (R.H.)
22	GA12565	1	Encoder Module
23	G10003	2	Hex Head Cap Screw, 3/8"-16 x 1 1/2"
	G11091	2	Serrated Flange Nut, 3/8"-16
24	GD10161	1	Spacer, 3/8"
	G10053	1	Hex Head Cap Screw, 1/2"-13 x 2 1/2"
	G11389	1	Flat Washer, 1/2" SAE
	G10111	1	Lock Nut, 1/2"-13
25	GD1199-06	1	Spacer
26	GA2180	2	Hanger Bearing, 7/8" Hex Bore
	G10004	4	Hex Head Cap Screw, 3/8"-16 x 1 1/4"
	G11091	4	Serrated Flange Nut, 3/8"-16

ITEM	PART NO.	QTY.	DESCRIPTION
27	GA5108	2	Sprocket, 23 Tooth (Mechanical)
	GA5202	1	Sprocket, 34 Tooth (EdgeVac)
	G3310-100	2	Chain, No. 40, 100 Pitch Including Connector Link (Mechanical)
	G3310-106	1	Chain, No. 40, 106 Pitch Including Connector Link (EdgeVac)
	GR0912	1	Connector Link, No. 40
28	GA11331	4	Hex Lock Clamp Assembly
29	G10233	7	Machine Bushing, 1½" x ½", 10 Gauge
30	GA13204	1	Hall Effect Sensor
31	G11254	4	Serrated Flange Nut, ⅝"-18
	GD18676	4	Lug Bolt, ⅝"-18 x 2¾"
32	GA5105	1	Sprocket, 15 Tooth
33	GA7154	1	Sprocket W/Bearing, 18 Tooth
34	GD19248	1	Anti-Rotation Encoder Bracket
35	GA12661	1	Hex Adapter Encoder
35	G11242	1	Hex Socket Set Screw, ¼"-20 x ⅜"
36	---	-	See "Hydraulic Motor" on page P132
37	GA13524	1	Motor Mount Bracket
38	GD0740	1	Hose Clamp, ¾" x 4" x 3½"
	G10397	1	Hex Head Cap Screw, ½"-13 x 2¾"
	G11389	1	Flat Washer, ½" SAE
	G10102	1	Hex Nut, ½"-13
39	GD18699	1	Shoulder Bolt, ½"-13
	G11389	1	Flat Washer, ½" SAE
	G10111	1	Lock Nut, ½"-13
40	GD16355-01	1	Shim, 2" x 4" x 16 Gauge
41	GD16355-02	1	Shim, 2" x 4" x 10 Gauge
42	GD16355-03	1	Shim, 2" x 4" x ¼"
43	GA13227	1	Sensor Bracket
44	G10020	2	Hex Head Cap Screw, ¼"-20 x ⅝"
	G10227	2	Lock Washer, ¼"
	G10103	2	Hex Nut, ¼"-20
45	GD18646	1	Sensor Bracket Cover
A	GA13214	1	Sensor Bracket Assembly (Items 30 And 43 - 45)

This page left blank intentionally.

(IP1003a)

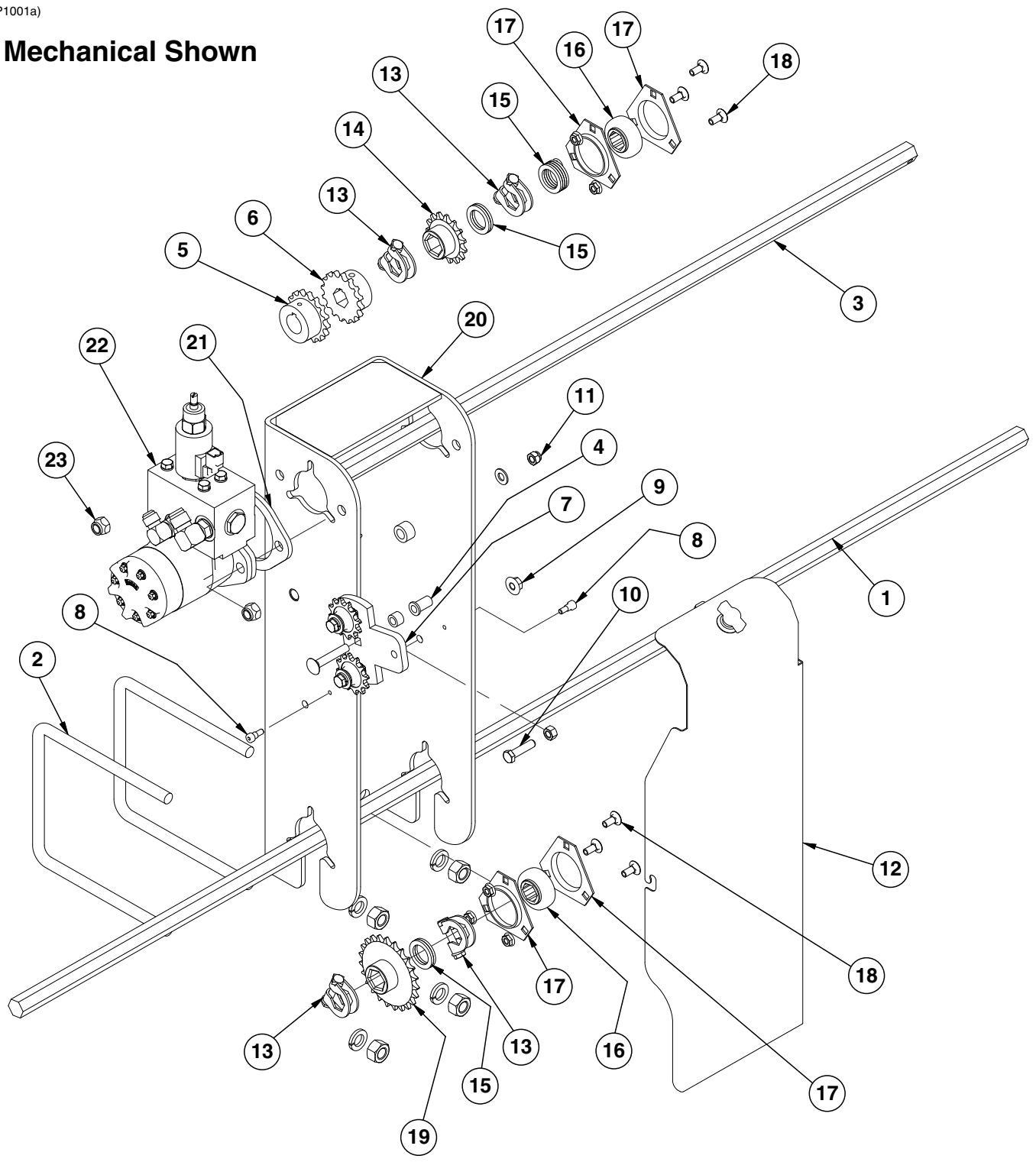
Mechanical Shown



ITEM	PART NO.	QTY.	DESCRIPTION
1	GD0914-68	1	Hex Shaft, 7/8" x 68" (No Holes)
2	GD1114	2	U-Bolt, 7" x 7" x 5/8"-11
	G10230	4	Lock Washer, 5/8"
	G10104	4	Hex Nut, 5/8"-11
3	GD2548-39	1	Hex Shaft, 7/8" x 39"
4	GD2971-03	1	Tube
	GD15532	1	Bronze Bushing, 1"
5	GD16490	1	Coupler, 1" I.D.
	G3317-16	1	Chain, Double No. 40, 16 Pitches
	GR1790	-	Connector Link, Double No. 40
6	GD16489	1	Coupler, 7/8" Hex
7	G11119	1	Carriage Bolt, 3/8"-16 x 2 1/4"
	GD5857	1	Spring
	GA11287	1	Idler W/Sprockets, Sleeves And Hardware
	G11118	1	Clevis Pin, 3/8" x 3/4"
	G10860	1	Retaining Ring, 3/8"
8	G11293	2	Hex Socket Head Shoulder Screw, 5/16"-20 x 1/4"
9	G10101	1	Hex Nut, 3/8"-16
	G11091	1	Serrated Flange Nut, 3/8"-16
10	G10003	1	Hex Head Cap Screw, 3/8"-16 x 1 1/2"
11	G11387	1	Flat Washer, 3/8" SAE
	G10108	1	Lock Nut, 3/8"-16
12	GA13525	1	Hydraulic Drive Cover
13	GA11331	4	Hex Lock Clamp Assembly
14	GA5105	1	Sprocket, 15 Tooth
15	G10233	8	Machine Bushing, 1 1/2" x 1/32", 10 Gauge
16	G2100-03	2	Bearing, 7/8" Hex Bore, Spherical
17	G3400-01	4	Flangette
18	G10620	6	Serrated Flange Nut, 5/16"-18
	G10312	6	Carriage Bolt, 5/16"-18 x 3/4"
19	GA5108	1	Sprocket, 23 Tooth (Mechanical)
	GA5202	1	Sprocket, 34 Tooth (EdgeVac)
	G3310-100	1	Chain, No. 40, 100 Pitch Including Connector Link (Mechanical)
	G3310-106	1	Chain, No. 40, 106 Pitch Including Connector Link (EdgeVac)
	GR0912	1	Connector Link, No. 40
20	GA13524	1	Motor Mount Bracket
21	GD19242	1	Adapter Plate
22	---GA13661	1	See "Hydraulic Motor" on page P132
23	G10016	2	Hex Head Cap Screw, 1/2"-13 x 2"
	G10111	2	Lock Nut, 1/2"-13
	G10228	2	Lock Washer, 1/2"

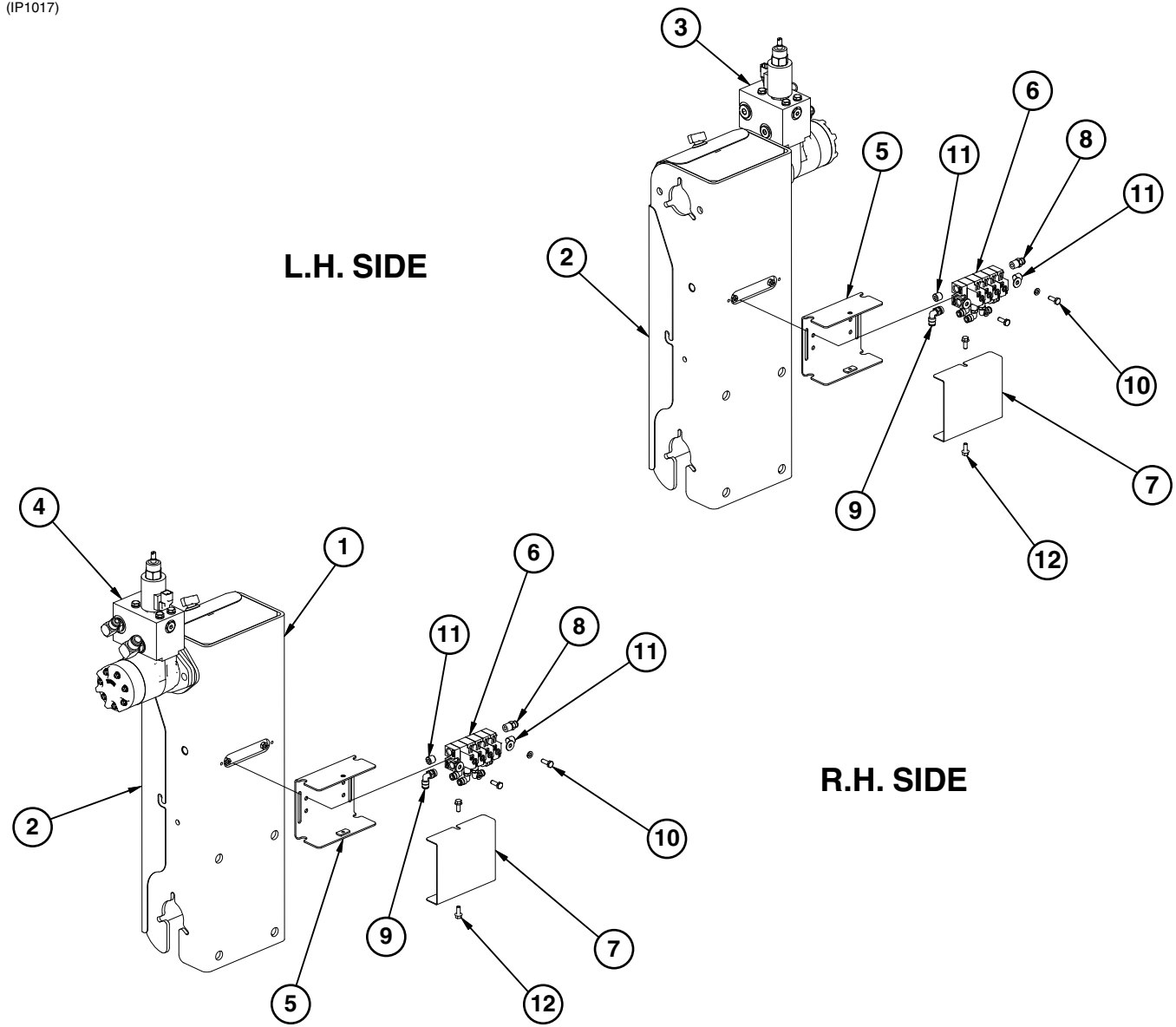
(IP1001a)

Mechanical Shown



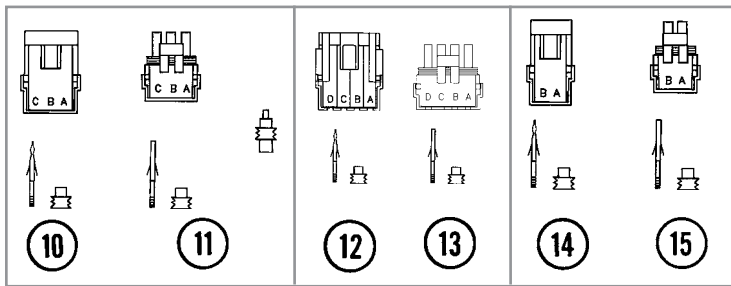
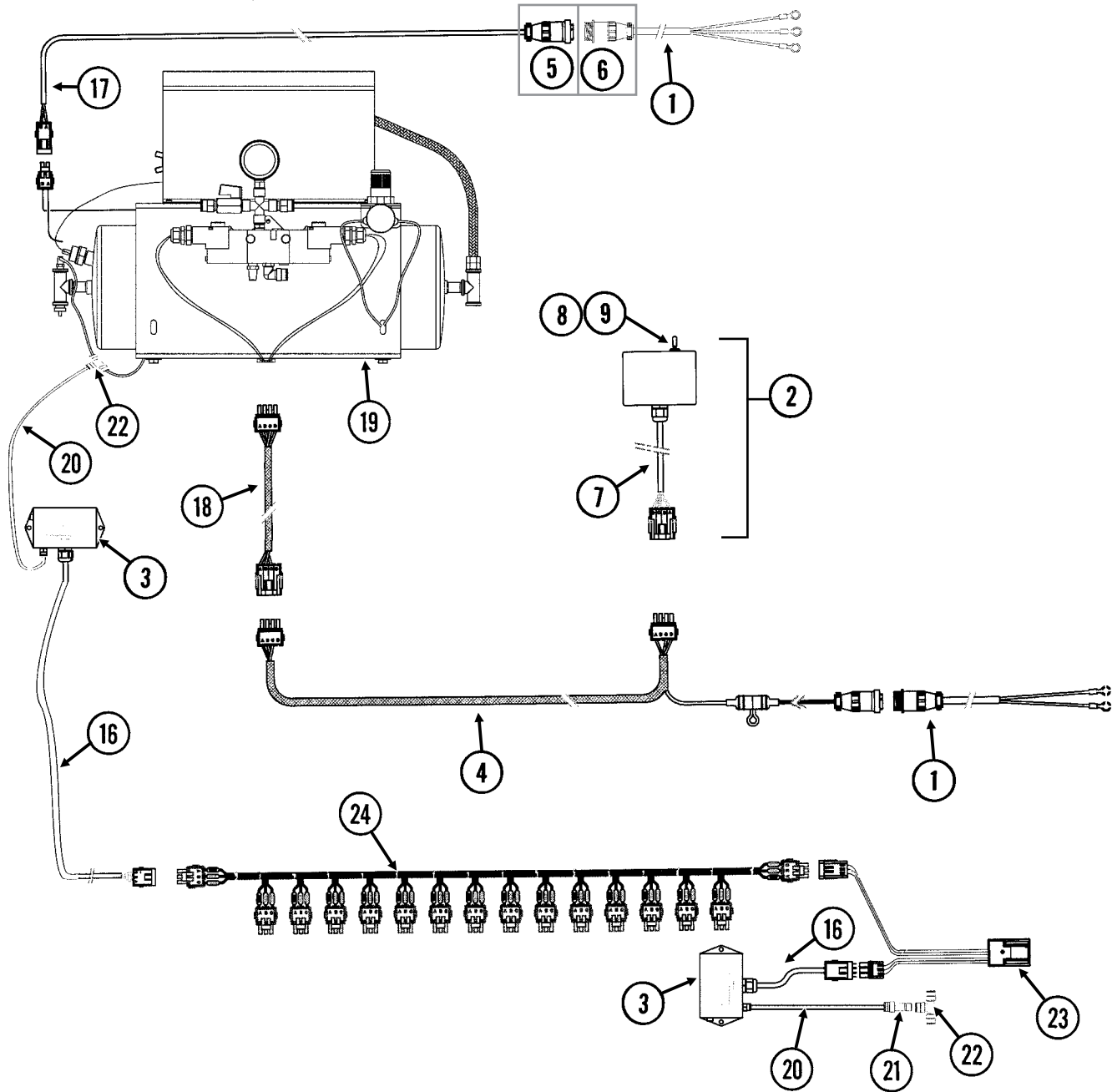
ITEM	PART NO.	QTY.	DESCRIPTION
1	GD0914-68	1	Hex Shaft, 7/8" x 68" (No Holes)
2	GD1114	2	U-Bolt, 7" x 7" x 5/8"-11
	G10230	4	Lock Washer, 5/8"
	G10104	4	Hex Nut, 5/8"-11
3	GD2548-39	1	Hex Shaft, 7/8" x 39"
4	GD15532	1	Bronze Bushing, 1"
	GD2971-03	1	Tube
5	GD16490	1	Coupler, 1" I.D.
	G3317-16	1	Chain, Double No. 40, 16 Pitches
	GR1790	-	Connector Link, Double No. 40
6	GD16489	1	Coupler, 7/8" Hex
7	GA11287	1	Idler W/Sprockets, Sleeves And Hardware
	GD5857	1	Spring
	G11119	1	Carriage Bolt, 3/8"-16 x 2 1/4"
	G11118	1	Clevis Pin, 3/8" x 3/4"
	G10860	1	Retaining Ring, 3/8"
8	G11293	2	Hex Socket Head Shoulder Screw, 5/16"-20 x 1/4"
9	G11091	2	Serrated Flange Nut, 3/8"-16
10	G10003	1	Hex Head Cap Screw, 3/8"-16 x 1 1/2"
11	G10108	1	Lock Nut, 3/8"-16
	G11387	1	Flat Washer, 3/8" SAE
12	GA13525	1	Hydraulic Drive Cover
13	GA11331	4	Hex Lock Clamp Assembly
14	GA5105	1	Sprocket, 15 Tooth
15	G10233	8	Machine Bushing, 1 1/2" x 1/32", 10 Gauge
16	G2100-03	2	Bearing, 7/8" Hex Bore, Spherical
17	G3400-01	4	Flangette
18	G10312	6	Carriage Bolt, 5/16"-18 x 3/4"
	G10620	6	Serrated Flange Nut, 5/16"-18
19	GA5108	1	Sprocket, 23 Tooth (Mechanical)
	GA5202	1	Sprocket, 34 Tooth (EdgeVac)
	G3310-100	1	Chain, No. 40, 100 Pitch Including Connector Link (Mechanical)
	G3310-106	1	Chain, No. 40, 106 Pitch Including Connector Link (EdgeVac)
	GR0912	-	Connector Link, No. 40
20	GA13524	1	Motor Mount Bracket
21	GD19242	1	Adapter Plate
22	GA13660	1	See "Hydraulic Motor" on page P132
23	G10111	2	Lock Nut, 1/2"-13
	G10016	2	Hex Head Cap Screw, 1/2"-13 x 2"

(IP1017)



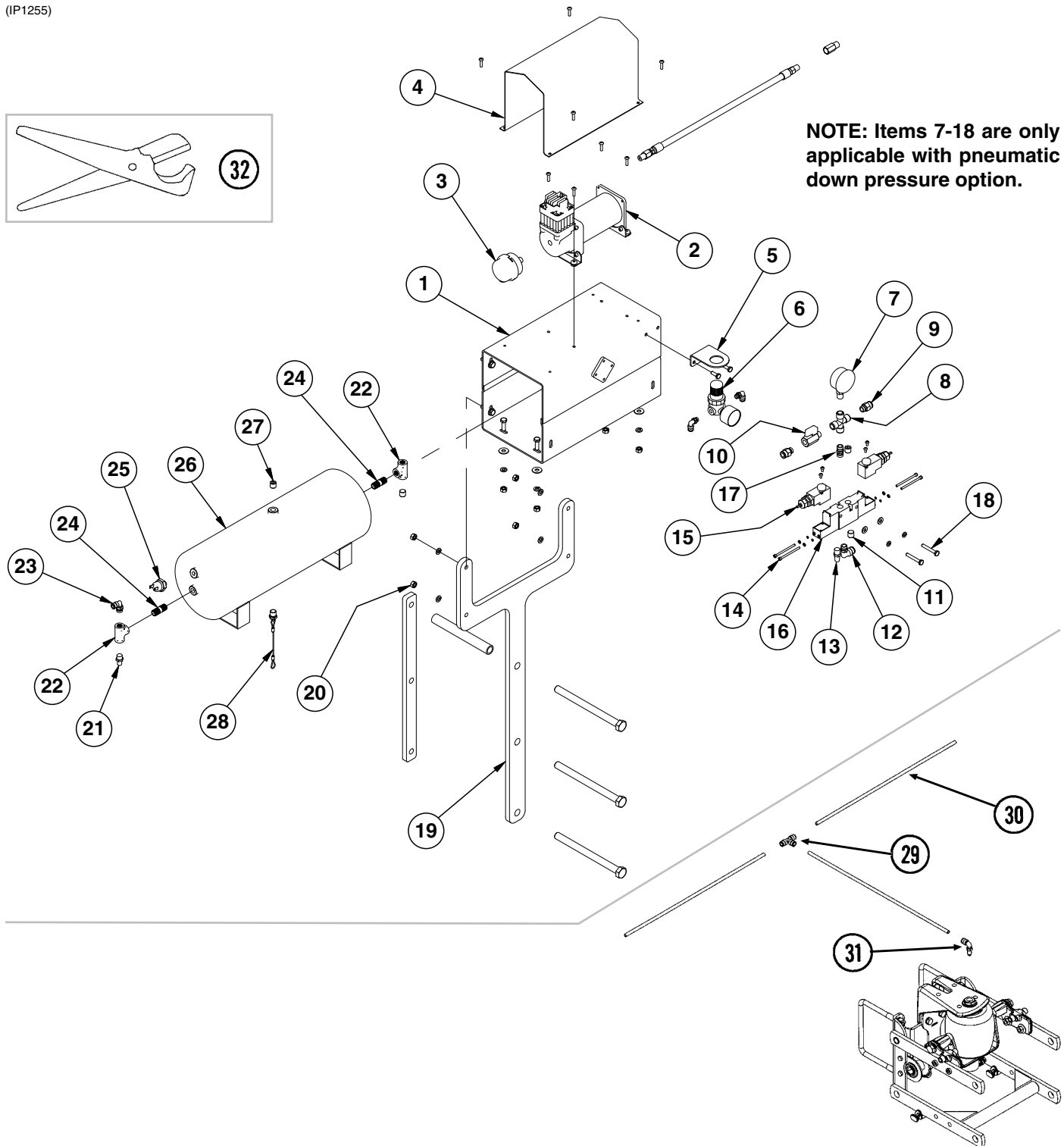
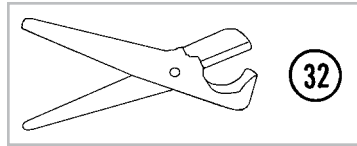
ITEM	PART NO.	QTY.	DESCRIPTION
1	---	-	See "R.H. Hydraulic Motor Driveline Assembly" on page P108 See "L.H. Hydraulic Motor Driveline Assembly" on page P110
2	---	-	See "R.H. Hydraulic Motor Driveline Assembly" on page P108 See "R.H. Hydraulic Motor Driveline Assembly" on page P108
3	---	-	See "Hydraulic Motor" on page P132
4	---	-	See "Hydraulic Motor" on page P132
5	GA13574	2	Clutch Valve Bracket
6	GA13529	2	Clutch Valve Assembly
	G11276	4	Hex Socket Head Cap Screw, 1/4"-20 X 1 1/4"
	G10103	4	Hex Nut, 1/4"-20
7	GD19190	2	Clutch Valve Cover
8	GD18085	2	Male Connector, 1/4"
9	GD17148	2	Male Connector, 1/4"
10	G10023	4	Hex Head Cap Screw, 1/4"-20 x 3/4"
	G10227	8	Lock Washer, 1/4"
	G11385	4	Flat Washer, 1/4" SAE
11	GD17156	4	Plug, 1/4" NPT
12	G10960	4	Flanged Whiz Lock Screw, 1/4"-20 x 5/8", No Serration

(PNE42b/MTR27a/ELC27b/MTR45/MTR271)



ITEM	PART NO.	QTY.	DESCRIPTION
1	GA17547	2	Power Lead Adapter
2	GA12813	1	Control Box Assembly
3	GA14846	1	High Pressure Sensor (0-120 PSI)
4	GA13944	1	Wiring Harness W/Fuse Holder And Fuse, 206"
	GD14258	-	Fuse Holder
	GD14660	-	Fuse, 2 Amp Delay Action
5	G1K268	-	Console Cable Connector Kit, Includes: (1) 3-Pin Connector, (1) Cable Clamp, (1) Lock Ring, (3) Female Terminal Pins
6	G1K267	-	Console Cable Connector Kit, Includes: (1) 3-Pin Connector, (1) Cable Clamp, (3) Male Terminal Pins
7	GA9964	1	Strain Relief
8	GR1363	1	Hex Face Nut, 1 ⁵ / ₂ "-32
	GR1364	1	Internal Tooth Lock Washer, 1 ⁵ / ₂ "
9	GA6978	1	Switch, 3 Position Toggle, Momentary On-Off-Momentary On
10	G1K248	-	3-Pin Female Connector Kit (Black), Includes: (3) 3-Pin Female Housings, (9) Pin Contacts, (9) Seals
11	G1K252	-	3-Pin Male Connector Kit (Black), Includes: (3) 3-Pin Male Housings, (9) Socket Contacts, (9) Seals
12	GA8328	-	4-Pin Female Connector Kit, Includes: (1) 4-Pin Female Housing, (4) Pin Contacts, (4) Seals
13	GA8329	-	4-Pin Male Connector Kit, Includes: (1) 4-Pin Male Housing, (4) Socket Contacts, (4) Seals
14	G1K321	-	2-Pin Female Connector Kit (Black), Includes: (3) 2-Pin Female Housings, (6) Pin Contacts, (6) Seals
15	G1K320	-	2-Pin Male Connector Kit (Black), Includes: (3) 2-Pin Male Housings, (6) Socket Contacts, (6) Seals
16	GA9964	2	Strain Relief
17	GA16391	1	Wiring Harness W/Fuse Holder And Fuse, 60'
	GD14258	-	Fuse Holder
	GD18275	-	Fuse, 20 Amp
18	GA12858	1	Wiring Harness, 60'
19	---	-	See "Air Compressor, Dual Solenoid Assembly, Tubing, and Fittings" on page P116
20	GD17151-06	1	Nylon Tubing, 1/4" O.D. x 1 1/2'
21	GD18796	1	Reducer, 3/8" To 1/4"
22	GD18010	1	Tee, 3/8" Tube Union
23	GA12812	1	Hall Effect Adapter
24	---	-	See "Planter Montior Module (PMM)" on page P153

(IP1255)

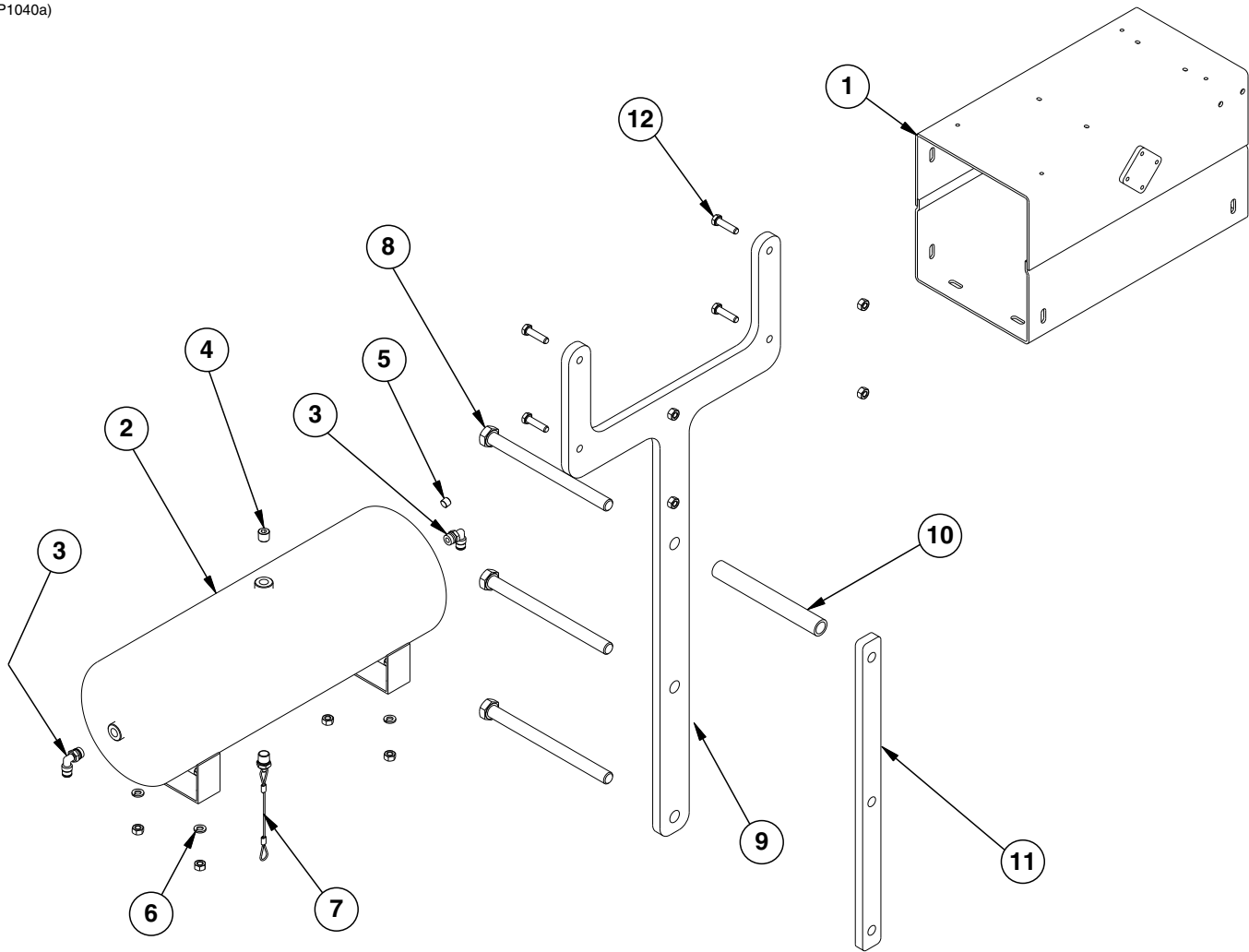


NOTE: Items 7-18 are only applicable with pneumatic down pressure option.

ITEM	PART NO.	QTY.	DESCRIPTION
1	GA12358	1	Compressor Mount
2	GA12102	1	Air Compressor
	G11066	4	Phillips Pan Head Machine Screw, No. 10-24 x 3/4", Stainless Steel
	G10992	4	Serrated Flange Nut, No. 10-24
	GR1921	1	Check Valve
	GR1951	1	Leader Hose without Check Valve

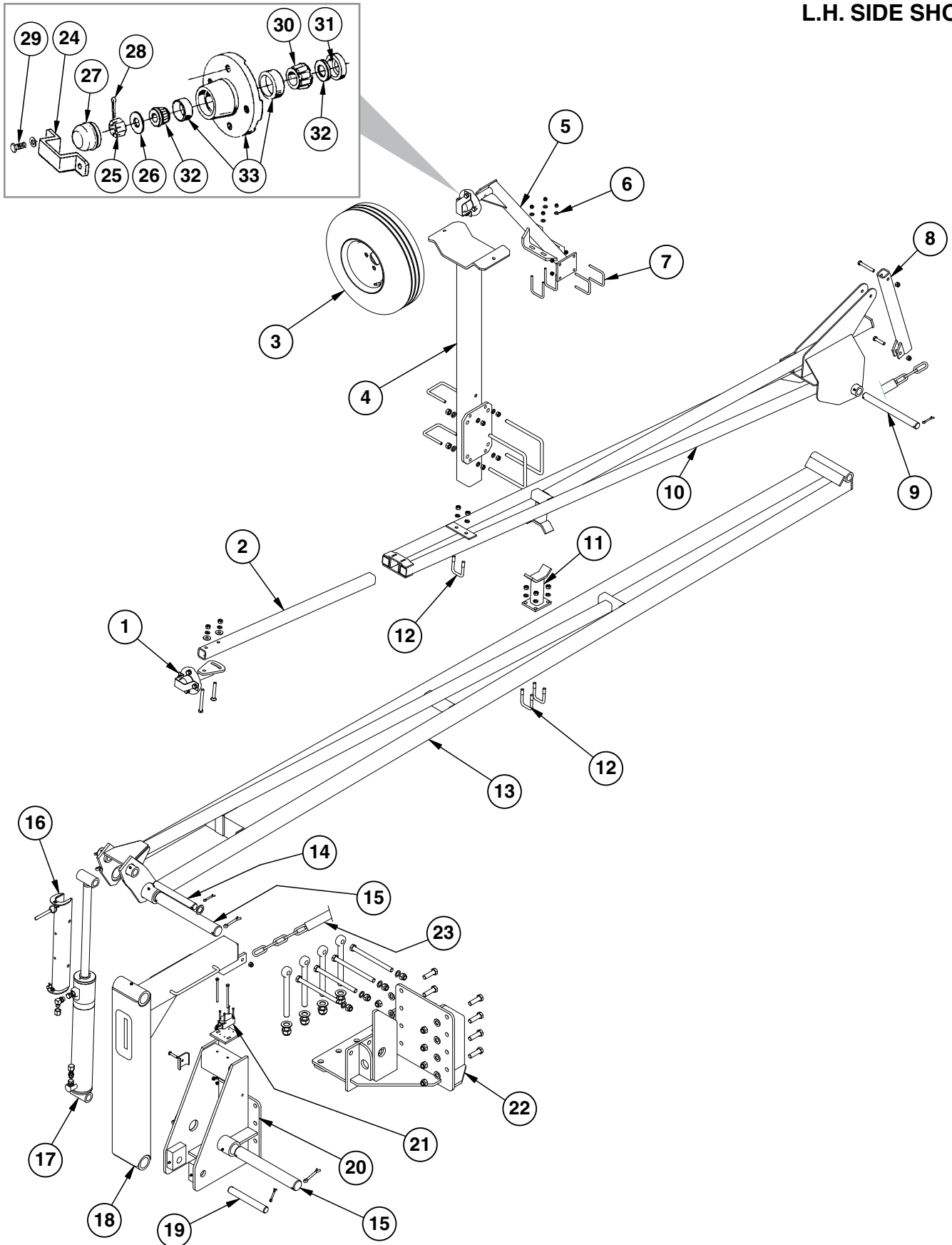
ITEM	PART NO.	QTY.	DESCRIPTION
3	GA14127	1	Filter Assembly (2010 production and on)
	GR1943	-	Filter (2010 production and on)
	GA12404	-	Filter Assembly (prior to 2010 production)
	GR1809	-	Filter (prior to 2010 production)
4	GD18112	1	Cover
	G11066	4	Phillips Pan Head Machine Screw, No. 10-24 x ¾", Stainless Steel
	G10992	4	Serrated Flange Nut, No. 10-24
5	GD18084	1	Regulator Bracket
	G10023	2	Hex Head Cap Screw, ¼"-20 x ¾"
	G10227	2	Lock Washer, ¼"
	G10103	2	Hex Nut, ¼"-20
6	GA12629	1	Mini Regulator W/Gauge
	GD19080	2	Elbow, ¼" x ⅛" NPT Swivel
7	GA12104	1	Pressure Gauge, ¼" NPT
8	GD18078	1	Female Cross, ¼" NPT
9	GD17141	2	Connector, ¼" Male
10	GA11992	1	Shutoff Valve, ¼" NPT
11	GD17156	2	Plug, ¼" NPT
12	GD17143	1	Swivel Elbow, ¼" NPT x ⅜"
13	GA11997	1	Breather, ¼" NPT
14	GR1952	4	Socket Head Cap Screw, #8-32 x 2"
	GR1953	4	O-Ring
	G10256	4	Lock Washer, No. 8
15	GA11994	2	Solenoid
	G11247	4	Slotted Pan Head Machine Screw, M4-0.7 x 8
16	GA11993	1	Block
17	GD17154	1	Connector, ¼" Male
18	G10040	2	Hex Head Cap Screw, ¼"-20 x 1¾"
	G11385	2	Flat Washer, ¼" SAE
	G10227	2	Lock Washer, ¼"
19	GD18173	1	Bracket
	G10341	3	Hex Head Cap Screw, ⅝"-11 x 8"
	GD3180-33	1	Sleeve, 7"
	GD18901	1	Tap Block, Long
20	G10171	4	Hex Head Cap Screw, ⅝"-18 x 1¼"
	G11386	4	Flat Washer, ⅝" SAE
	G10232	4	Lock Washer, ⅝"
	G10106	4	Hex Nut, ⅝"-18
21	GA13512	1	Valve Stem, ¼" NPT
22	GD19237	2	Tee, ¼" NPT
23	GD17148	1	Male Connector, ¼"
24	GD19238	2	Nipple, ¼" NPT
25	GR1778	1	Pressure Switch
26	GA11988	1	Tank, 3 Gallon
27	GD17156	3	Plug, ¼" NPT
28	GA11991	1	Drain, ¼" NPT
	G10106	4	Hex Nut, ⅝"-18
	G10232	4	Lock Washer, ⅝"
	G11386	4	Flat Washer, ⅝" SAE
	G10019	4	Hex Head Cap Screw, ⅝"-18 x 1"
29	GD18010	-	Tee, ⅜" Tube Union, Pull Row Unit (Pneumatic Down Pressure)
	GD18015	-	Tee, ¼" Press On, Pull Row Unit (Air Clutch)
30	GD17150-05	-	Nylon Tubing, ⅜" O.D. x 112' (Pneumatic Down Pressure)
	GD17151-01	-	Nylon Tubing, ¼" O.D. x 52' (Air Clutch)
31	GD18011	-	Elbow, ⅜" x ⅛" NPT Extended
32	GA13169	1	Tube Cutter W/Blade
	GR1843	-	Blade
A	GA12626	-	Air Compressor Assembly (Items 1-4 and 21-28)
B	GA11995	-	Dual Solenoid Assembly (Items 7-18)

(IP1040a)



ITEM	PART NO.	QTY.	DESCRIPTION
1	GA12358	1	Compressor Mount
2	GA11988	1	Tank, 3 Gallon
3	GD17148	2	Male Connector, 1/4"
4	GD17156	1	Plug, 1/4" NPT
5	GD19079	1	Plug, 1/8" NPT
6	G10620 G10043	4 4	Serrated Flange Nut, 5/16"-18 Hex Head Cap Screw, 5/16"-18 x 3/4"
7	GA11991	1	Drain, 1/4" NPT
8	G10341	3	Hex Head Cap Screw, 5/8"-11 x 8"
9	GD18173	1	Bracket
10	GD3180-33	1	Sleeve, 7"
11	GD18901	1	Tap Block, Long
12	G10171 G10620	4 4	Hex Head Cap Screw, 5/16"-18 x 1 1/4" Serrated Flange Nut, 5/16"-18

L.H. SIDE SHOWN

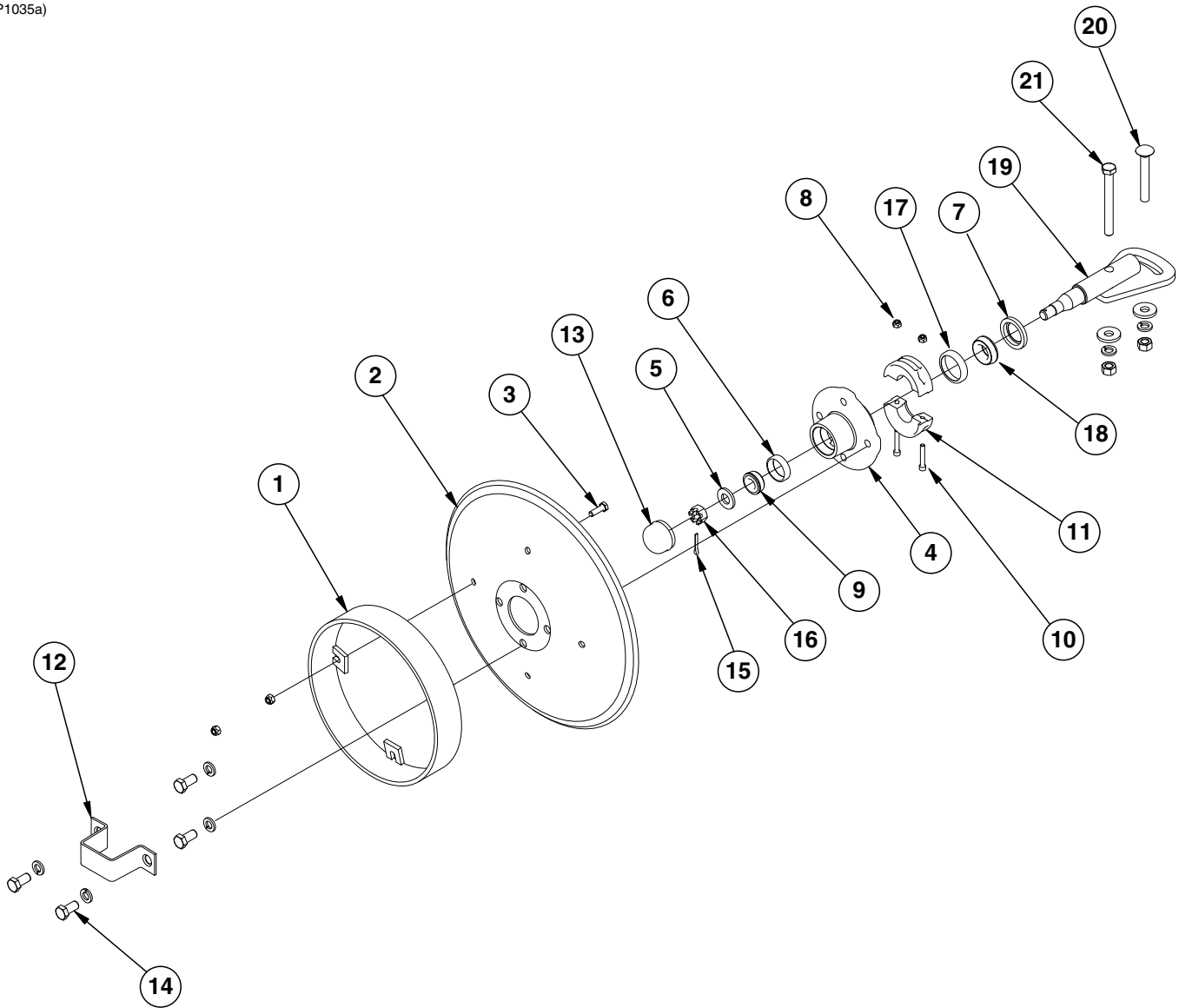


ITEM	PART NO.	QTY. (Per Assy.)	DESCRIPTION
1	---	-	See "Row Marker Spindle/Hub/Blade" on page P121
2	GD0453-07	1	Extension Tube, 45"
3	GA10409	1	Tire and Rim Assembly
	GA10458	1	Valve Stem
	GD15489	1	Tire, 20.5 x 8.0-10 (Specify Brand*)
	GA10457	1	Rim, 6" x 10"
4	GA12476	1	Tire Support
	GD17967	1	Plate, 7½" x 11¼"
	GD16356	2	U-Bolt, 3½" x 3½" x ½"-13
	GD14559	2	U-Bolt, 7" x 7" x ⅝"-11 (9" Long)
	G10230	4	Lock Washer, ⅝"
	G10104	4	Hex Nut, ⅝"-11
5	GA0160R	1	Support, R.H. (Shown)
	GA0160L	-	Support, L.H.
6	GD19212	2	U-Bolt, 2½" x ⅜"-16
	G11387	4	Flat Washer, ⅜" SAE
	G10108	4	Lock Nut, ⅜"-16
7	GD19212	2	U-Bolt, 2½" x ⅜"-16
	G10108	4	Lock Nut, ⅜"-16
8	GA6860	1	Bracket
	G10581	1	Hex Head Cap Screw, ½"-13 x 2¼"
	G10111	3	Lock Nut, ½"-13
	G10033	1	Hex Head Cap Screw, ½"-13 x 3½"
9	GD0704	1	Pin, 1¼" x 14"
	G10460	6	Cotter Pin, ¼" x 2"
10	GA9103	1	Arm W/Grease Fittings, Third Stage, 117"
	G10640	-	Grease Fitting, ¼"-28
11	GA9101	1	Stop Weld
12	GD2721	3	U-Bolt, 2" x 2" x ½"-13
	G10228	6	Lock Washer, ½"
	G10102	6	Hex Nut, ½"-13
13	GA9102	1	Arm W/Grease Fittings, Second Stage, 185"
	G10640	-	Grease Fitting, ¼"-28
14	GD9964	1	Pin, 1¼" x 10½"
	G10159	2	Washer, 1⅞"
15	GD0677	2	Pin, 2⅛" x 15¾"
	G10461	4	Cotter Pin, ⅜" x 3"
16	GA8172	1	Safety Lockup W/Detent Pins, 20"
	G10536	-	Detent Pin, ½" x 2½" Grip
17	---	-	See "Row Marker Cylinder" on page P123
	G6801-08	1	Elbow W/O-Ring, 90°, ¾"-16 Male JIC To O-Ring
	G6400-08	1	Connector W/O-Ring, ¾"-16 Male JIC To O-Ring
	G304-C-8	2	Cap Nut, ¾"-16 JIC
	GR1037	-	O-Ring
18	GA6870	1	Arm, First Stage
	G10038	1	Hex Head Cap Screw, ½"-13 x 3"
19	GD10186	1	Pin, 1¼" x 9½"
	G10460	2	Cotter Pin, ¼" x 2"
20	GA4031	1	Mount W/Grease Fittings
	G10640	-	Grease Fitting, ¼"-28
	GD5875	1	Hose Clamp, ⅞" x 2½" x 2"
	G10047	1	Hex Head Cap Screw, ⅜"-16 x 1¾"
	G10108	1	Lock Nut, ⅜"-16

ITEM	PART NO.	QTY. (Per Assy.)	DESCRIPTION
21	G11167	4	Hex Socket Head Cap Screw, No. 10-32 x 1½", Grade 8
	GD16175	1	Mount
	GA13474	1	Limit Switch
	G10764	2	Hex Head Cap Screw, 5/16"-18 x 5"
	G11386	2	Flat Washer, 5/16" SAE
	G10109	2	Lock Nut, 5/16"-18, Grade 8
	GA11299	1	Wiring Harness, 63", All Sizes
22	GA12475	1	Mount, L.H. (Shown)
	GA12474	-	Mount, R.H.
	GD15283	4	Eyebolt, 1"-14 x 10"
	GD2169	4	Special Washer, 25/32" I.D. x 1¼" O.D., Hardened
	G11394	4	Flat Washer, 1" SAE
	G11108	4	Lock Nut, 1"-14
	G10477	4	Hex Head Cap Screw, 3/4"-10 x 10"
	G10027	8	Hex Head Cap Screw, 3/4"-10 x 2½"
	G11392	8	Flat Washer, 3/4" SAE
	G10112	12	Lock Nut, 3/4"-10
23	GD10674-01	1	Nylon Cover, 141"
	G3302-05	1	Coil Chain, No. 9/0, 79 Links
24	GD2597	1	Retainer
25	G10725	1	Slotted Hex Nut, 5/8"-18
26	G11391	1	Flat Washer, 5/8" SAE
27	GD0840	1	Dust Cap
28	G10544	1	Cotter Pin, 5/32" x 1"
29	G10722	4	Hex Head Cap Screw, ½"-20 x 1"
	G10228	4	Lock Washer, ½"
30	GA0245	1	Bearing
31	GD21540	1	Grease Seal
32	GA0257	1	Bearing
33	GA0167	1	Hub W/Cups, 4 Bolt
	GR0151	-	Outer Cup
	GR0150	-	Inner Cup

*Hydraulic hose is not stocked by Kinze Repair Parts, but can be made available on a special order basis. Call for quote.

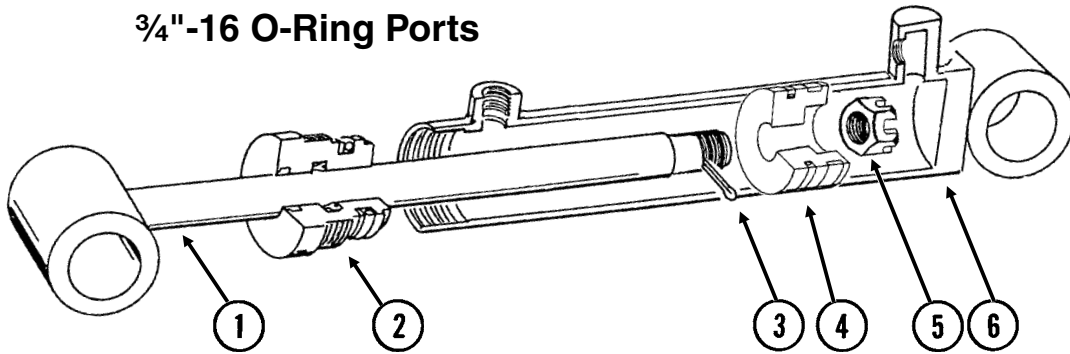
(IP1035a)



ITEM	PART NO.	QTY. (Per Assy.)	DESCRIPTION
1	GA5853	1	Depth Band
2	GD0746	1	Disc Blade, Solid, 16" (Shown)
	GD10283	-	Disc Blade, Notched, 16" (Optional)
3	G10019	4	Hex Head Cap Screw, 5/16"-18 x 1"
	G10109	4	Lock Nut, 5/16"-18, Grade 8
4	GA0167	1	Hub W/Cups, 4 Bolt (Includes Items 6 and 17)
5	G11391	1	Flat Washer, 5/8" SAE
6	GR0151	1	Outer Cup
7	GD21540	1	Grease Seal
8	G10110	2	Lock Nut, 1/4"-20, Grade B
9	GA0257	1	Bearing
10	G11418	2	Hex Socket Head Cap Screw, 1/4"-20 x 1 1/2"
11	GB0554	2	Hub Shield
12	GD2597	1	Retainer
13	GD0840	1	Dust Cap
14	G10722	4	Hex Head Cap Screw, 1/2"-20 x 1"
	G10228	4	Lock Washer, 1/2"
15	G10544	1	Cotter Pin, 5/32" x 1"
16	G10725	1	Slotted Hex Nut, 5/8"-18
17	GR0150	1	Inner Cup
18	GA0245	1	Bearing
19	GA15151	1	Spindle
20	G10844	1	Carriage Bolt, 1/2"-13 x 3 1/2"
	G10168	1	Machine Bushing, 1/2", 7 Gauge
	G10228	1	Lock Washer, 1/2"
	G10102	1	Hex Nut, 1/2"-13
21	G10045	1	Hex Head Cap Screw, 1/2"-13 x 4 1/2"
	G10168	2	Machine Bushing, 1/2", 7 Gauge
	G10228	2	Lock Washer, 1/2"
	G10102	2	Hex Nut, 1/2"-13
A	GA13719	-	Hub And Spindle Assembly, (Items 4-7, 9, and 12-19)

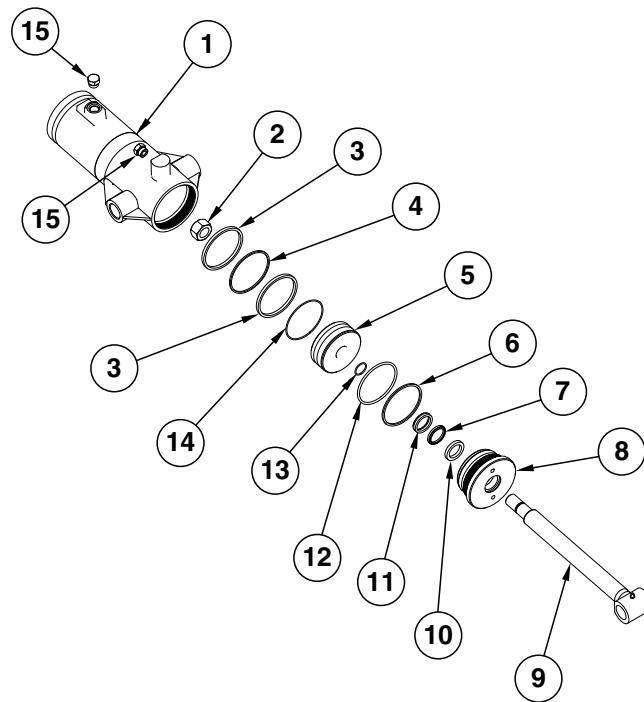
(CYL032d)

3/4"-16 O-Ring Ports



ITEM	PART NO.	QTY.	DESCRIPTION
1	GA8948	1	Rod Assembly
2	GD12548	1	Gland
3	G10984	1	Cotter Pin, 3/16" x 2 1/2"
4	GD12550	1	Piston
5	G10983	1	Slotted Hex Nut, 1 1/8"-12
6	A8950	1	Barrel (Non-Stock Item)
A	GA8951	-	Cylinder Complete, 3 1/2" x 20" <i>(Part Number Stamped On Barrel)</i>
B	GR1532	-	Seal Kit, Includes: (2) O-Rings, (1) U-Cup, (1) Wiper, (1) T-Seal, (1) BU Ring, (1) Cast Iron Ring

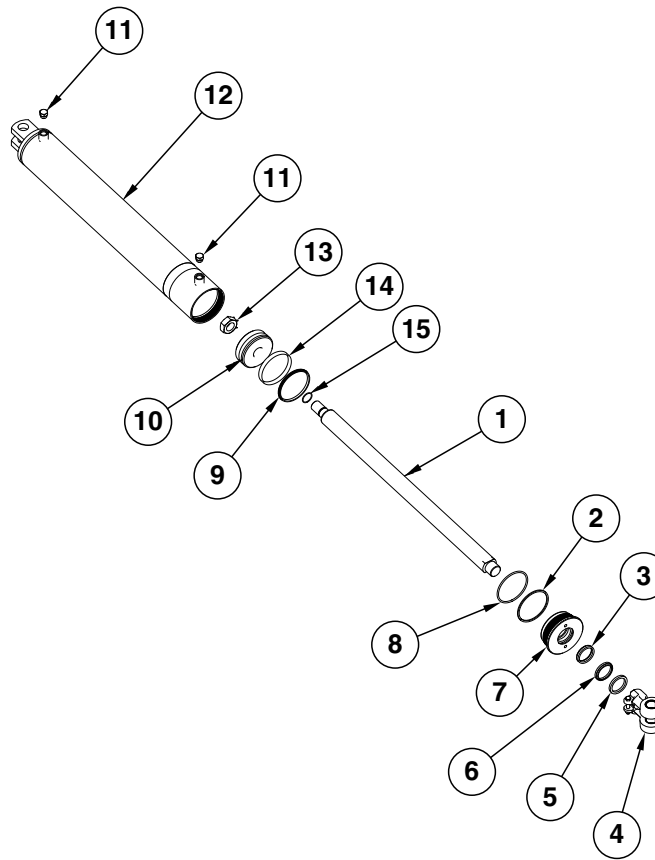
(IP1191)



ITEM	PART NO.	QTY.	DESCRIPTION
1	A13311	1	Barrel (Non-Stock Item)
2	G10958	1	Lock Nut, 1"-14
3	*D12135	2	Piston Ring
4	*D12224	1	Seal
5	GD14897	1	Piston
6	*D12222	1	Back-Up Ring
7	*D12268	1	Wiper
8	GD14898	1	Gland
9	GA10359 G10640	1 -	Rod Assembly W/Grease Fitting Grease Fitting, 1/4"-28
10	*D12102	1	Ring
11	*D12269	1	U-Cup Seal
12	*D12221	1	O-Ring, No. 342
13	*D12226	1	O-Ring, No. 120
14	*D12072	1	Piston Seal
15	G6408-08 GR1037	2 -	Plug W/O-Ring, 3/4"-16 O-Ring O-Ring
A	GA13312	-	Cylinder Complete, 4" x 8" (Part Number Stamped On Barrel)
B	GR1688	-	Seal Kit, Includes: (2) O-Rings, (1) U-Cup, (1) Wiper, (1) Expander, (2) Cast Iron Rings, (1) BU Ring, (1) Piston Seal

*Item is part of seal kit, item can not be purchased individually.

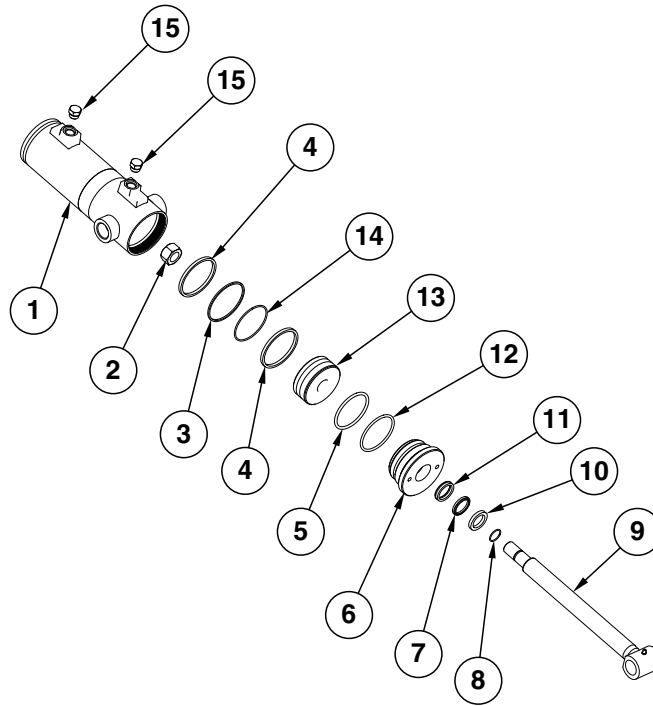
(IP1190)



ITEM	PART NO.	QTY	DESCRIPTION
1	GD14908	1	Rod
2	*D12243	1	Back-Up Ring
3	*D12255	1	U-Cup Seal
4	GA8130 GD11751 G10939 G10101	1 2 1 1	Clevis W/Bushings, Hex Head Cap Screw And Hex Nut Steel Bushing, 1" Wide Hex Head Cap Screw, 3/8"-16 x 2 1/4" Hex Nut, 3/8"-16
5	GD12106	1	Ring
6	*D12240	1	Wiper Rod
7	GD12522	1	Gland
8	*D12242	1	O-Ring
9	*D12282	1	T-Seal
10	GD14910	1	Piston
11	G6408-08 *R1037	2 -	Plug W/O-Ring, 3/4"-16 O-Ring O-Ring
12	GA10372	1	Barrel (Non-Stock Item)
13	G10972	1	Lock Nut, 1 1/4"-12
14	*D12148	1	Wear Ring
15	GD12223	1	O-Ring, No. 124
A	GA10373	-	Cylinder Complete, 4 1/2" x 30" (Part Number Stamped On Barrel)
B	GR1691	-	Seal Kit (For Cylinder And Counter Balance Valve), Includes: (1) Wiper, (1) U-Cup, (3) O-Rings, (1) BU Ring, (1) T-Seal, (1) Wear Ring

*Item is part of seal kit, item can not be purchased individually.

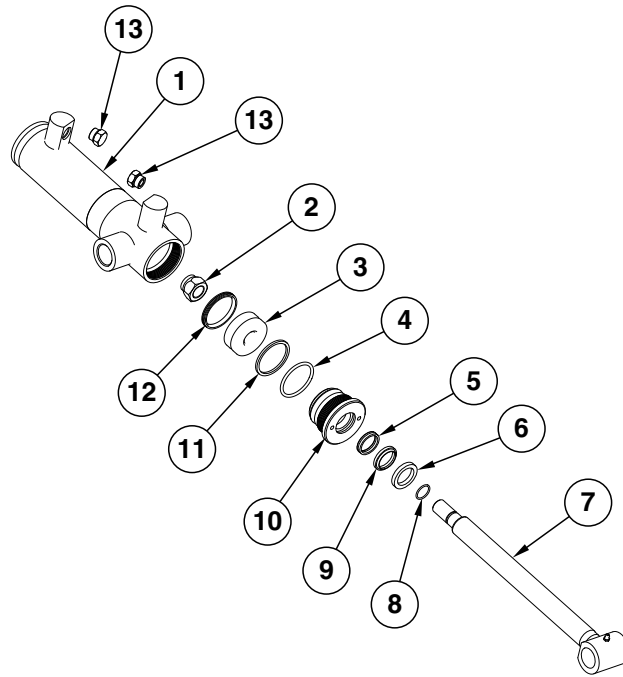
(IP1194)



ITEM	PART NO.	QTY.	DESCRIPTION
1	A10365	1	Barrel (Non-Stock Item)
2	G10958	1	Lock Nut, 1"-14
3	*D12145	1	Piston Seal
4	*D12144	2	Piston Ring
5	*D12270	1	O-Ring, No. 340
6	GD14902	1	Gland
7	*D12268	1	Wiper
8	*D12226	1	O-Ring, No. 120
9	GA10363 G10640	1 -	Rod Assembly W/Grease Fitting Grease Fitting, 1/4"-28
10	*D12102	1	Ring
11	*D12269	1	U-Cup
12	*D12271	1	BU Ring
13	GD14901	1	Piston
14	*D12273	1	Seal
15	G6408-08 GR1037	2 -	Plug W/O-Ring, 3/4"-16 O-Ring O-Ring
A	GA10366	-	Cylinder Complete, 3 3/4" x 8" (Part Number Stamped On Barrel)
B	GR1689	-	Seal Kit, Includes: (2) O-Rings, (1) U-Cup, (1) Wiper, (1) Seal, (2) Cast Iron Rings, (1) BU Ring, (1) Expander

*Item is part of seal kit, item can not be purchased individually.

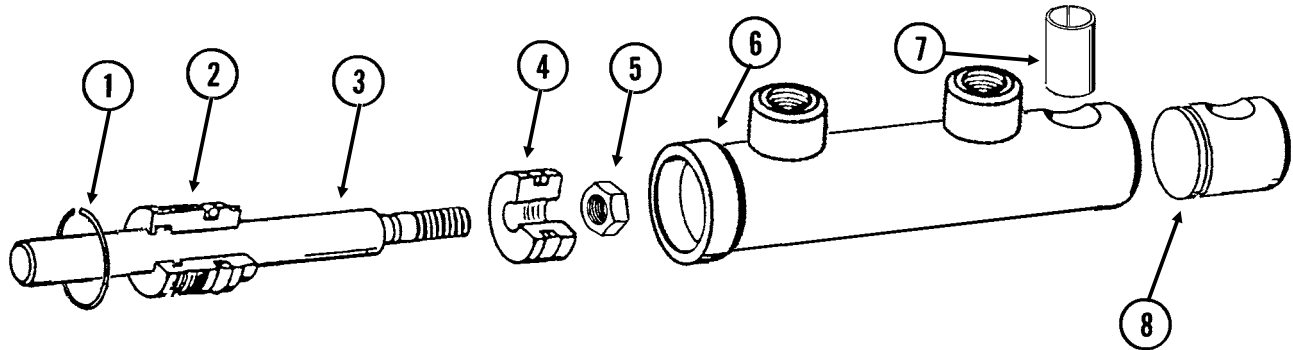
(IP1196)



ITEM	PART NO.	QTY.	DESCRIPTION
1	A8827	1	Barrel (Non-Stock Item)
2	G10969	1	Lock Nut, 7/8"-14
3	GD11986	1	Piston
4	*D12212	1	O-Ring, No. 330
5	*D12251	1	U-Cup
6	GD12102	1	Ring
7	GA8831 G10640	1 -	Rod Assembly W/Grease Fitting Grease Fitting, 1/4"-28
8	*D12214	1	O-Ring, No. 118
9	*D12210	1	Wiper
10	GD11985	1	Gland
11	*D12213	1	BU Ring
12	*D12275	1	T-Seal
13	G6408-08 GR1037	2 -	Plug W/O-Ring, 3/4"-16 O-Ring O-Ring
A	GA8828	-	Cylinder Complete, 2 1/2" x 8" (Part Number Stamped On Barrel)
B	GR1522	-	Seal Kit, Includes: (1) T-Seal, (2) O-Rings, (1) BU Ring, (1) U-Cup, (1) Wiper

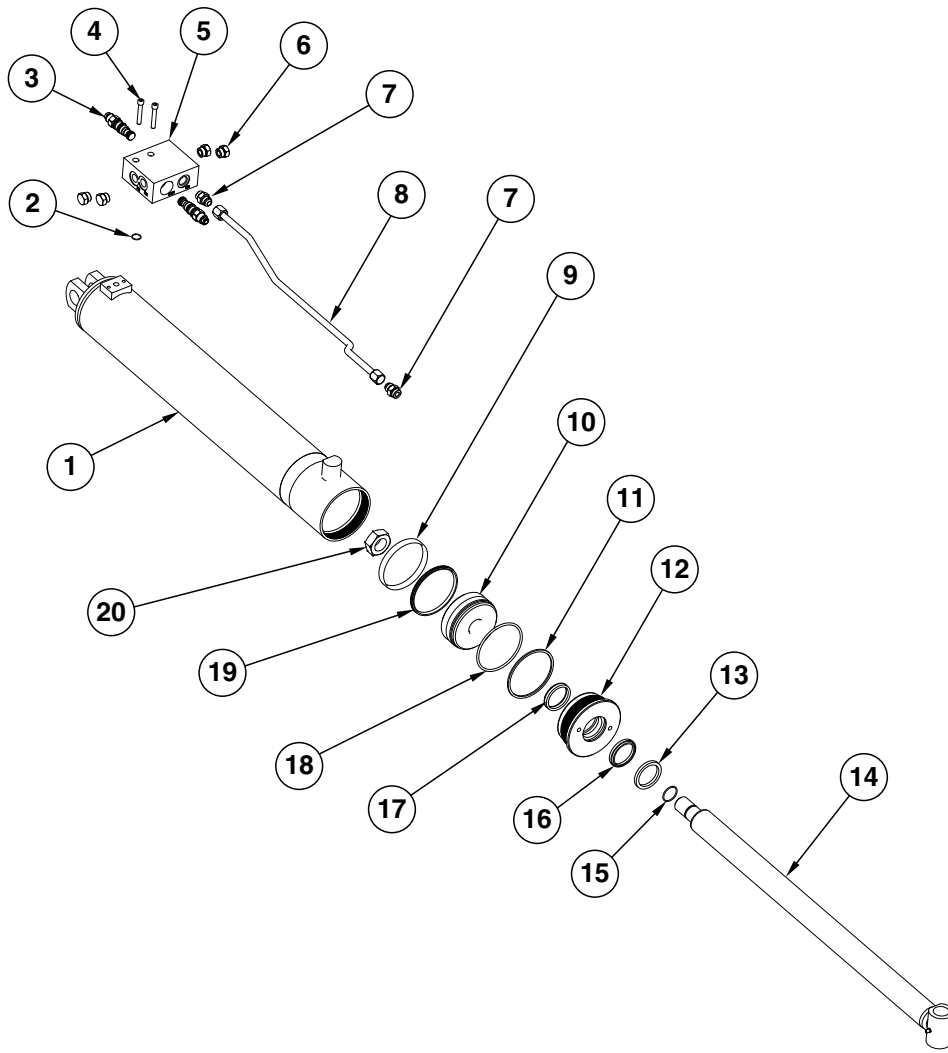
*Item is part of seal kit, item can not be purchased individually.

CYL035(CYL9d)



ITEM	PART NO.	QTY.	DESCRIPTION
1	G10770	1	Internal Retaining Ring, 1 ¹¹ / ₁₆ "
2	GD13170	1	Gland
3	GD13171	1	Rod
4	GD13172	1	Piston
5	G11016	1	Lock Nut, 1/2"-20
6	D13169	1	Barrel (Non-Stock Item)
7	GD13400	1	Tension Bushing, 1" x 2" Long
8	GD13173	1	End Cap
A	GA9205	-	Cylinder Complete, 1 ¹ / ₂ " x 2 ¹ / ₂ " (<i>Part Number Stamped On Barrel</i>)
B	GR1598	-	Seal Kit, Includes: (3) O-Rings, (2) BU Rings, (1) Wiper, (1) T-Seal, (1) Bronze Bushing, (1) U-Cup

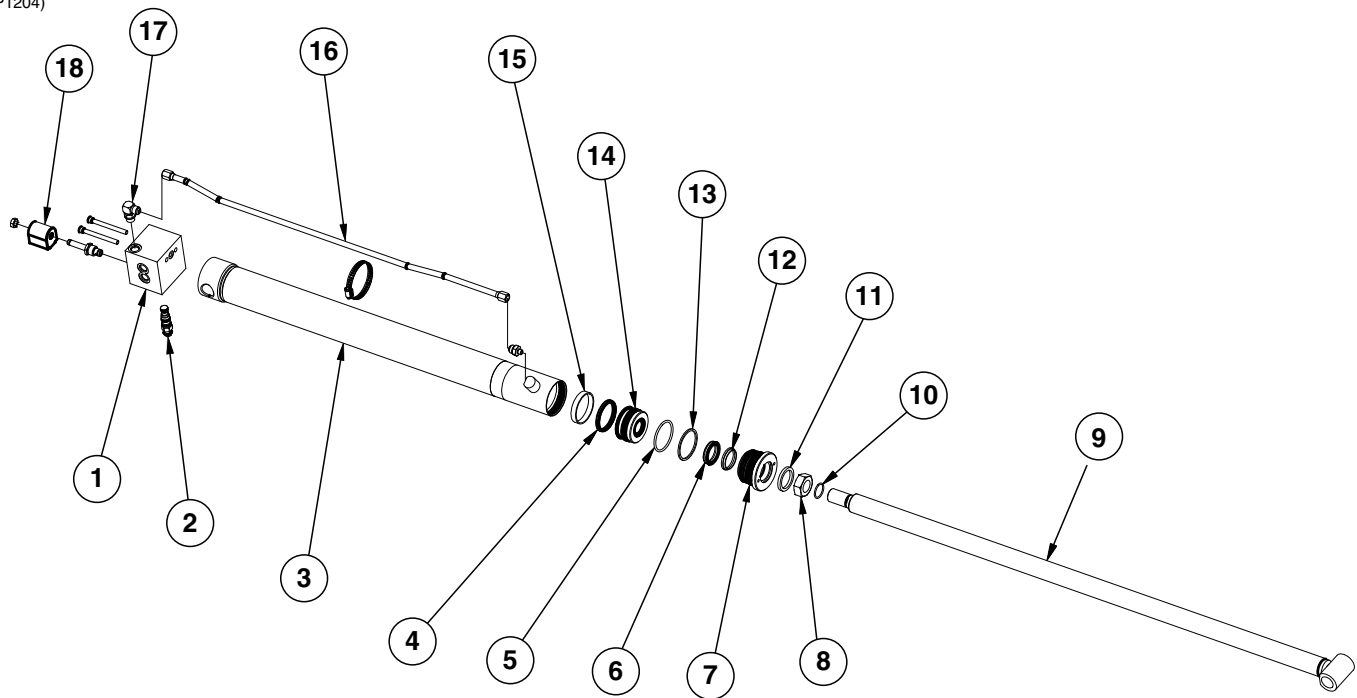
(IP1193)



ITEM	PART NO.	QTY. (Per Cylinder)	DESCRIPTION
1	A10255	1	Barrel (Non-Stock Item)
2	GD12239	1	O-Ring, No. 016
3	GA10714	2	Counter Balance Valve
4	G10932	2	Hex Socket Head Cap Screw, 5/16"-18 x 2", Grade 8
5	GD15623	1	Block
6	G6408-08 GR1037	4 -	Plug W/O-Ring, 3/4"-16 O-Ring O-Ring
8	GA10623	1	Steel Hydraulic Line, 23 1/4"
7	G6400-08 GR1037	2 -	Connector W/O-Ring, 3/4"-16 Male JIC To O-Ring O-Ring
9	*D12148	1	Wear Ring
10	GD15774	1	Piston
11	*D12243	1	Back-Up Ring
12	GD12522	1	Gland
13	GD12106	1	Ring
14	GA10253	1	Rod Assembly
15	GD12223	1	O-Ring, No. 124
17	*D12255	1	U-Cup
16	*D12240	1	Wiper
18	GD12242	1	O-Ring, No. 346
19	*D12282	1	T-Seal
20	G10972	1	Lock Nut, 1 1/4"-12
A	GA10256	-	Cylinder Complete, 4 1/2" x 28" (<i>Part Number Stamped On Barrel</i>)
B	GR1691	-	Seal Kit (For Cylinder And Counter Balance Valve), Includes: (1) Wiper, (1) U-Cup, (3) O-Rings, (1) BU Ring, (1) T-Seal, (1) Wear Ring
C	GR1517	-	Seal Kit For Counter Balance Valve, Includes: (3) O-Rings, (3) BU Rings

*Item is part of seal kit, item can not be purchased individually.

(IP1204)

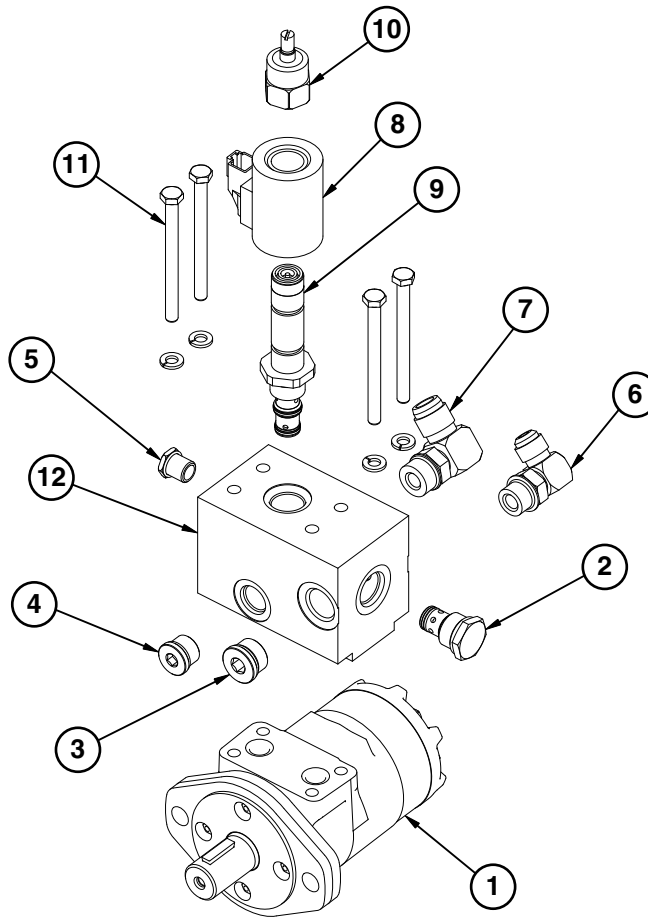


ITEM	PART NO.	QTY. (Per Cylinder)	DESCRIPTION
1	GD20221	1	Block
	G11355	2	Hex Socket Head Cap Screw, 3/8"-16 x 3 3/4"
2	GA8882	1	Counter Balance Valve
3	A14182	1	Barrel (Non-Stock Item)
	GD12239	1	O-Ring, No. 016
	G6400-08-04	1	Connector W/O-Ring, 3/4"-16 Male JIC To 7/16"-20 O-Ring
	GR1465	-	O-Ring
	G10990	1	Hose Clamp, No. 52
4	*D12278	1	T-Seal
5	*D12202	1	O-Ring, No. 334
6	*D12253	1	U-Cup
7	GD11984	1	Gland
8	G10972	1	Lock Nut, 1 1/4"-12
9	GA14181	1	Rod
10	*D12204	1	O-Ring, No. 218
11	GD12104	1	Ring
12	*D12200	1	Wiper
13	*D12203	1	BU Ring
14	GD11970	1	Piston
15	*D12047	1	Wear Ring
16	GA14211	1	Steel Hydraulic Line, 37 1/2"
17	G6801-08	1	Elbow W/O-Ring, 90°, 3/4"-16 Male JIC To O-Ring
	GR1037	-	O-Ring
18	GR1445	1	Coil
	GR1321	1	Cartridge
	GR1322	1	Special Hex Nut, 1/2"-20
A	GA14184	-	Cylinder Complete, 3" x 57" (Part Number Stamped On Barrel)
B	GR1519	-	Seal Kit, Includes: (1) Wiper, (1) U-Cup, (2) O-Rings, (1) BU Ring, (1) T-Seal, (1) Wear Ring
C	GR2042	-	Cartridge Seal Kit

*Item is part of seal kit, item can not be purchased individually.

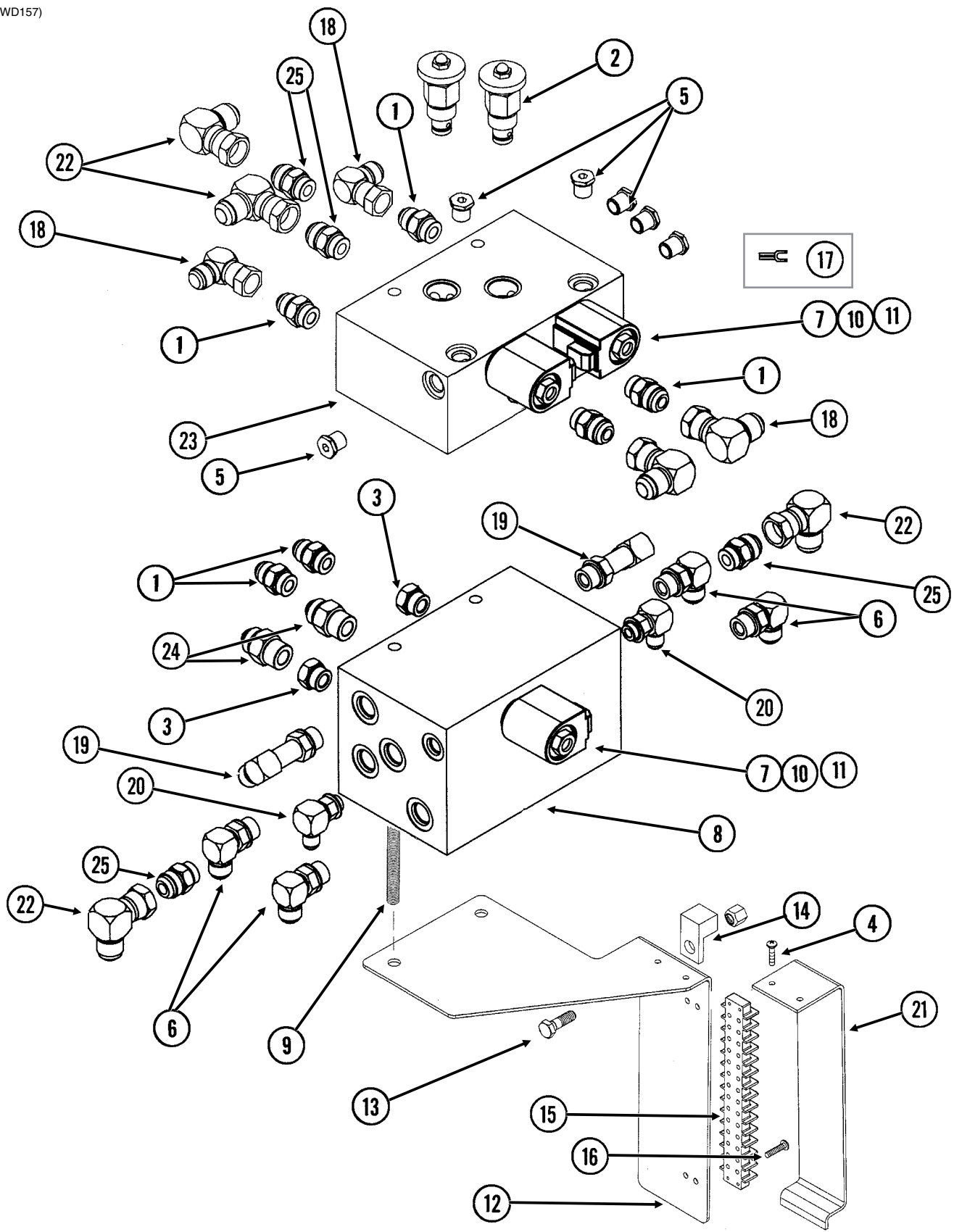
(IP1009)

L.H. Shown



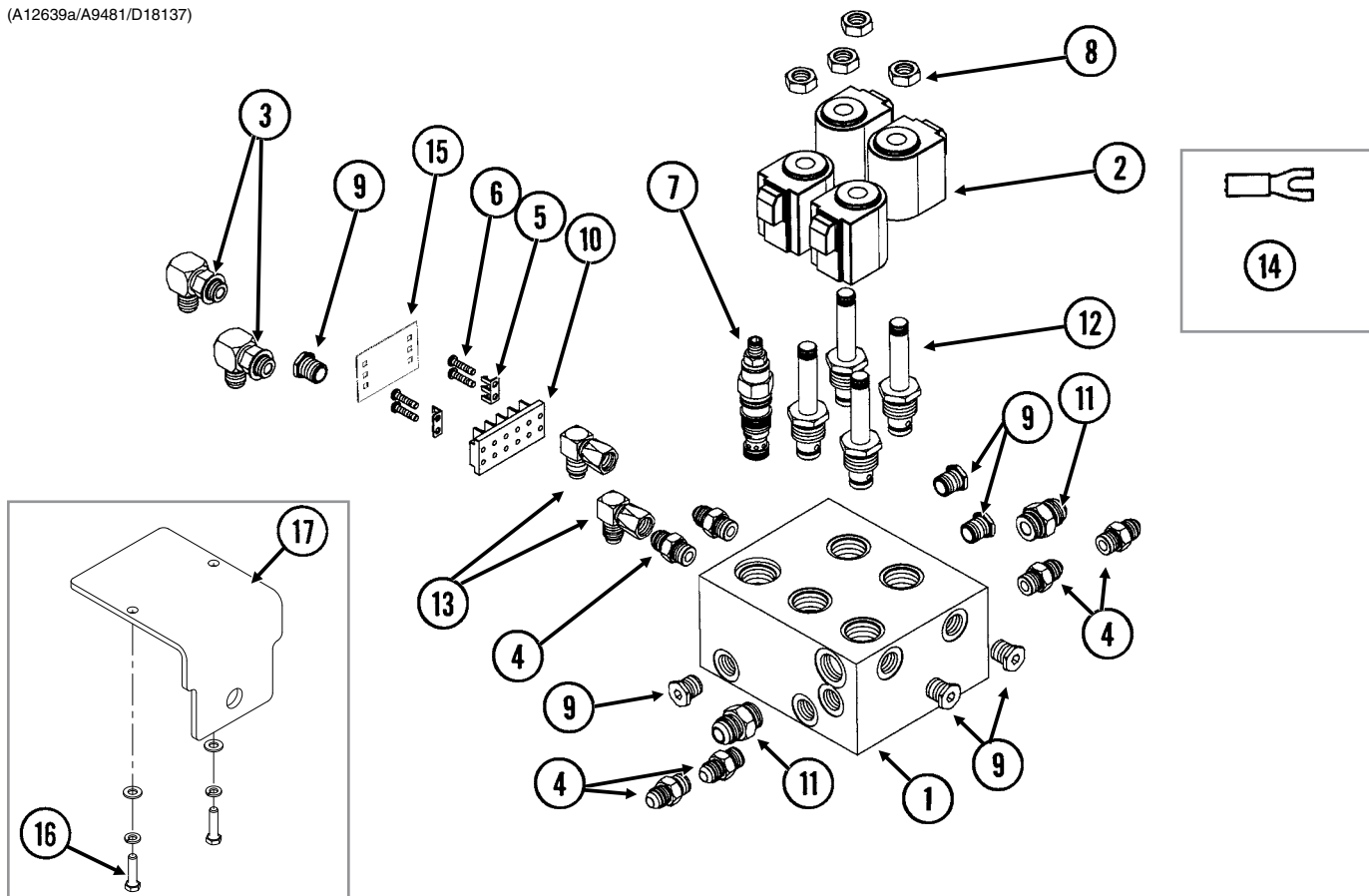
ITEM	PART NO.	QTY.	DESCRIPTION
1	GA13633	1	Hydraulic Motor
	GD18811	-	O-Ring, No. 112
2	GA4293	1	Check Valve
3	G6408-H10-0	1	Hex Socket Head Plug W/O-Ring, 7/8"-14 O-Ring
4	G6408-H08-0	1	Hex Socket Head Plug W/O-Ring, 3/4"-16
5	G6408-H06-0	1	Hex Socket Head Plug W/O-Ring, 5/16"-18
6	G6801-08	1	Elbow W/O-Ring, 90°, 3/4"-16 Male JIC To O-Ring
7	G6801-10	1	Elbow W/O-Ring, 90°, 7/8"-14 Male JIC To O-Ring
	GR1466	-	O-Ring
8	GA13079	1	Coil
9	GA13078	1	Proportional Valve
10	GR1846	1	Manual Override
11	G11309	4	Hex Head Cap Screw, 5/16"-18 x 3 3/4"
	G10232	4	Lock Washer, 5/16"
12	GD19440	1	Valve Block
A	GA13661	-	Hydraulic Motor Assembly, L.H.
B	GA13660	-	Hydarulic Motor Assembly, R.H.
C	GR1939	-	Seal Kit
D	GR2041	-	Check Valve Seal Kit

(FWD157)



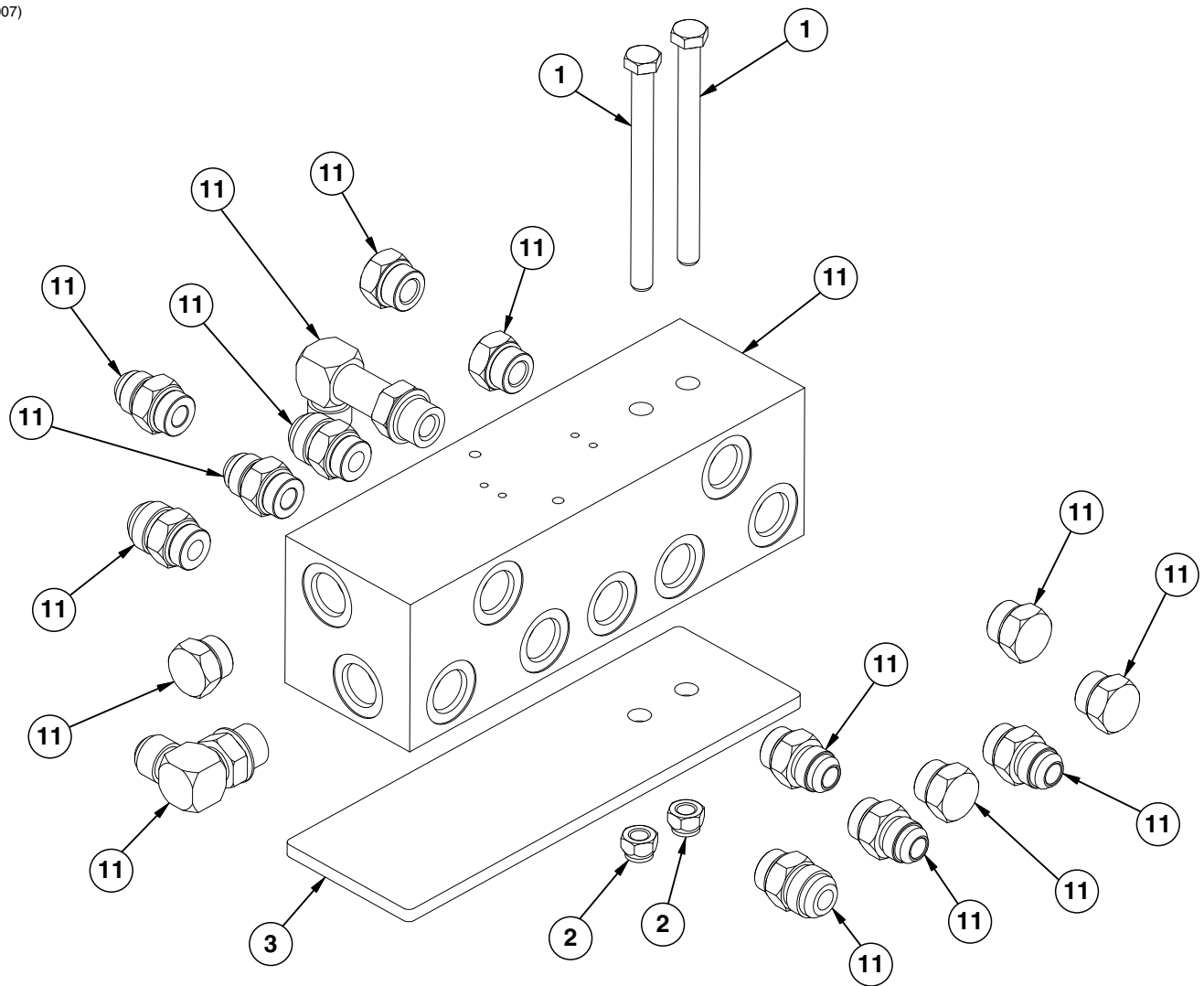
ITEM	PART NO.	QTY.	DESCRIPTION
1	G6400-08 GR1037	6 -	Connector W/O-Ring, 3/4"-16 Male JIC To O-Ring O-Ring
2	GA3413 GR0764	2 -	Flow Control Valve Seal Kit, Includes: (2) O-Rings, (1) BU Ring
3	G6408-08 GR1037	2 -	Plug W/O-Ring, 3/4"-16 O-Ring O-Ring
4	G11067 G10928	2 2	Phillips Pan Head Machine Screw, No. 8-32 x 3/4", Stainless Steel Hex Nut, No. 8-32, Stainless Steel
5	G6408-H06-0 GR1045	6 -	Hex Socket Head Plug W/O-Ring, 9/16"-18 O-Ring O-Ring
6	G6801-08 GR1037	6 -	Elbow W/O-Ring, 90°, 3/4"-16 Male JIC To O-Ring O-Ring
7	GR0761	3	Special Hex Nut, 1/2"-20
8	GD18096	1	Block
9	GD15187-01 G11387 G10108	2 2 2	Threaded Rod, 3/8"-16 x 13" Flat Washer, 3/8" SAE Lock Nut, 3/8"-16
10	GR0763 GR0764	3 -	Cartridge Cartridge Seal Kit
11	GR1445	3	Coil
12	GD15634	1	Mount
13	G10002 G10622	1 1	Hex Head Cap Screw, 3/8"-16 x 3/4" Serrated Flange Nut, 3/8"-16
14	GA3584	1	Ground Clamp
15	GA9097 GR1635	1 -	Terminal Strip W/Screws, No. 6, 14 Terminal Screw, No. 6-32 x 1/4"
16	G11067	2	Phillips Pan Head Machine Screw, No. 8-32 x 3/4", Stainless Steel
17	G10996	3	Fork Terminal
18	G6500-08	4	Swivel Elbow, 90°, 3/4"-16 Male JIC To Female
19	G6400-L-08 GR1037	2 -	Long Connector W/O-Ring, 3/4"-16 Male JIC To O-Ring O-Ring
20	G6801-06 GR1045	2 -	Elbow W/O-Ring, 90°, 9/16"-18 Male JIC To O-Ring O-Ring
21	GD16146	1	Cover
22	G6500-10	4	Swivel Elbow, 90°, 7/8"-14 Male JIC To Female
23	GD14923	1	Block
24	G6400-10 GR1466	2 -	Connector W/O-Ring, 7/8"-14 Male JIC To O-Ring O-Ring
25	G6400-10-08	4	Connector W/O-Ring, 7/8"-14 Male JIC To 3/4"-16 O-Ring

(A12639a/A9481/D18137)



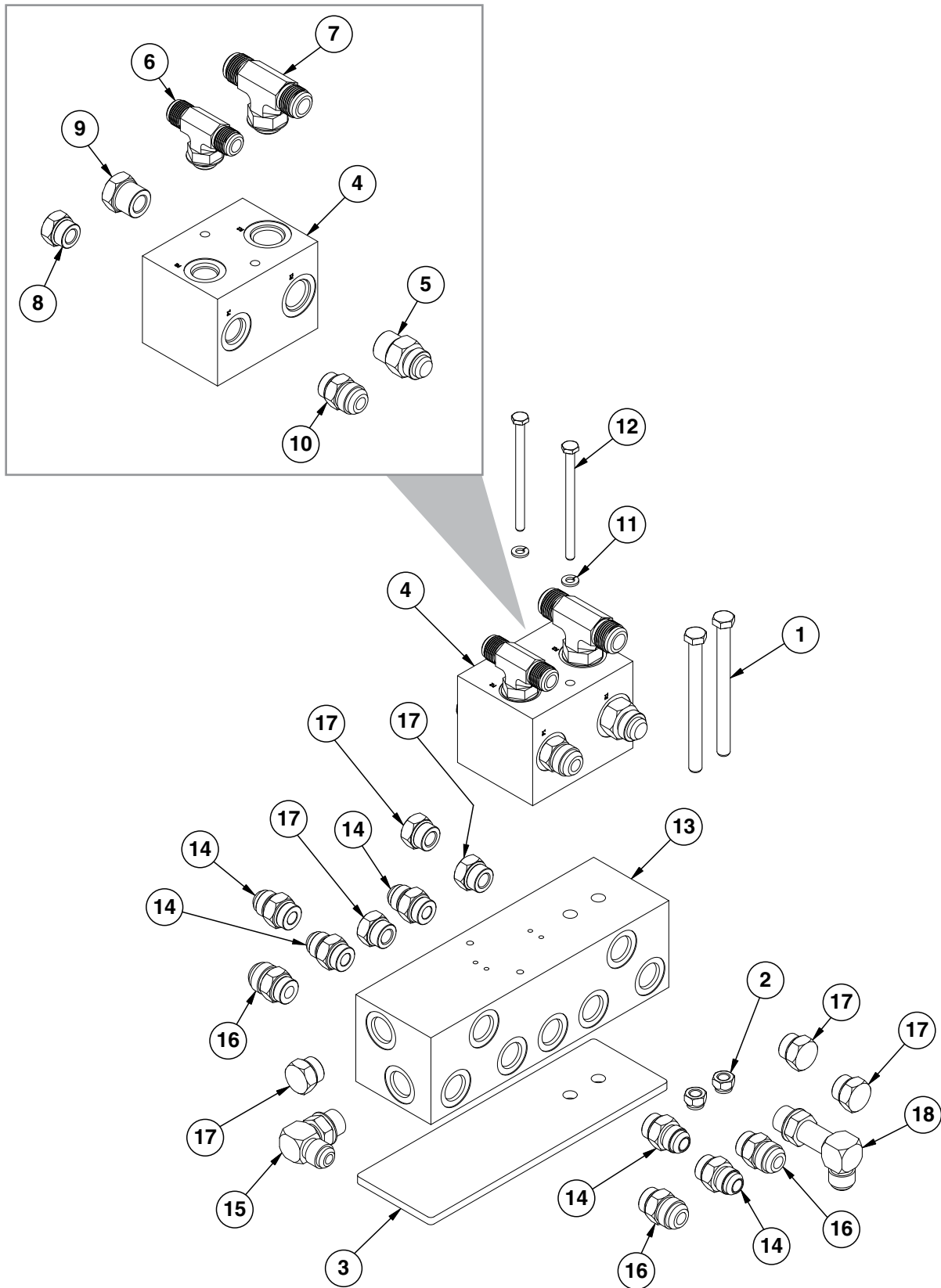
ITEM	PART NO.	QTY.	DESCRIPTION
1	GD18097	1	Block
2	GR1445	4	Coil
3	G6801-06 GR1045	2	Elbow W/O-Ring, 90°, 1/16"-18 Male JIC To O-Ring O-Ring
4	G6400-06 GR1045	6	Connector W/O-Ring, 1/16"-18 Male JIC To O-Ring O-Ring
5	GD18100	2	Clip
6	G11067	4	Phillips Pan Head Machine Screw, No. 8-32 x 3/4", Stainless Steel
7	GA10632	1	Counter Balance Valve
8	GR0761	4	Special Hex Nut, 1/2"-20
9	G6408-H06-0 GR1045	6	Hex Socket Head Plug W/O-Ring, 1/16"-18 O-Ring O-Ring
10	GA9510 GR1635	1	Terminal Strip W/Screws, No. 6, 4 Terminal Screw, No. 6-32 x 1/4"
11	G6400-08 GR1037	2	Connector W/O-Ring, 3/4"-16 Male JIC To O-Ring O-Ring
12	GR0763	4	Cartridge
13	G6500-06	2	Swivel Elbow, 90°, 1/16"-18 Male JIC To Female
14	G10996	4	Fork Terminal
15	GD18101	1	Cover
16	G10171 G10232 G11386	2 2 2	Hex Head Cap Screw, 5/16"-18 x 1 1/4" Lock Washer, 5/16" Flat Washer, 5/16" SAE
17	GD19761	1	Hydraulic Block Mount
A	GR1517	-	Seal Kit For Counter Balance Valve, Includes: (3) O-Rings, (3) BU Rings

(IP1007)



ITEM	PART NO.	QTY. (Per Assy.)	DESCRIPTION
1	G10753	2	Hex Head Cap Screw, 3/8"-16 x 4 1/2"
2	G10108	2	Lock Nut, 3/8"-16
3	GD18099	1	Spacer Plate
4	GD14925	1	Block
5	G6408-08 GR1037	6	Plug W/O-Ring, 3/4"-16 O-Ring
6	G6801-08 GR1037	1	Elbow W/O-Ring, 90°, 3/4"-16 Male JIC To O-Ring
7	G6400-08 GR1037	5	Connector W/O-Ring, 3/4"-16 Male JIC To O-Ring
8	G6400-10-08 GR1037	3	Connector W/O-Ring, 7/8"-14 Male JIC To 3/4"-16 O-Ring
9	G6801-L-08 GR1037	1	Long Elbow W/O-Ring, 90°, 3/4"-16 Male JIC To O-Ring
10	G6400-10-08 GR1037	3	Connector W/O-Ring, 7/8"-14 Male JIC To 3/4"-16 O-Ring
11	G6408-08 GR1037	6	Plug W/O-Ring, 3/4"-16 O-Ring
12	G6801-L-08 GR1037	1	Long Elbow W/O-Ring, 90°, 3/4"-16 Male JIC To O-Ring

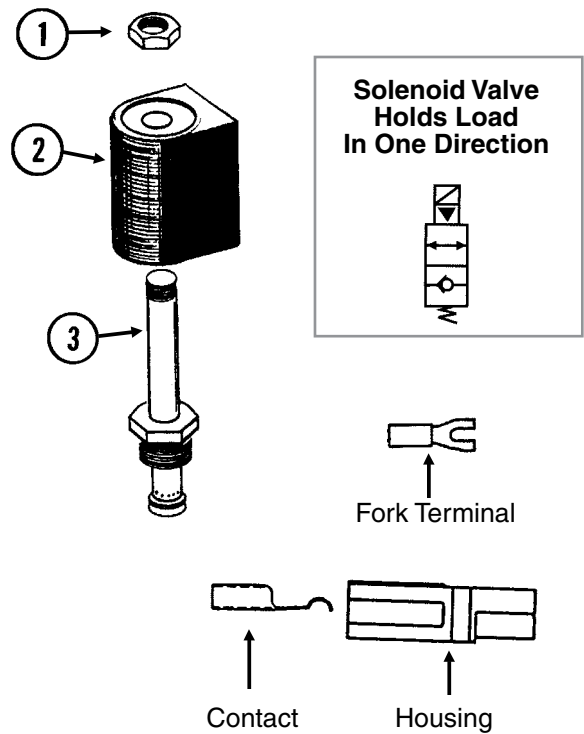
(IP1006)



ITEM	PART NO.	QTY. (Per Assy.)	DESCRIPTION
1	G10753	2	Hex Head Cap Screw, 3/8"-16 x 4 1/2"
2	G10108	2	Lock Nut, 3/8"-16
3	GD18099	1	Spacer Plate
4	GD19245	1	Valve Block
5	G6400-10	1	Connector W/O-Ring, 7/8"-14 Male JIC To O-Ring
	GR1466	-	O-Ring
6	G6803-08	1	Tee, 3/4"-16 Male NPT To O-Ring
	GR1037	-	O-Ring
7	G6803-10	1	Tee, 7/8"-14 Male NPT To O-Ring
	GR1037	-	O-Ring
8	G6408-08	1	Plug W/O-Ring, 3/4"-16 O-Ring
9	G6408-10	1	Plug W/O-Ring, 7/8"-14 O-Ring
	GR1466	-	O-Ring
10	G6400-10-08	1	Connector W/O-Ring, 7/8"-14 Male JIC To 3/4"-16 O-Ring
	GR1037	-	O-Ring
11	G10227	2	Lock Washer, 1/4"
12	G11135	2	Hex Head Cap Screw, 1/4"-20 x 3 3/4"
13	GD14925	1	Block
14	G6400-08	5	Connector W/O-Ring, 3/4"-16 Male JIC To O-Ring
	GR1037		O-Ring
15	G6801-08	1	Elbow W/O-Ring, 90°, 3/4"-16 Male JIC To O-Ring
	GR1037		O-Ring
16	G6400-10-08	3	Connector W/O-Ring, 7/8"-14 Male JIC To 3/4"-16 O-Ring
	GR1037		O-Ring
17	G6408-08	6	Plug W/O-Ring, 3/4"-16 O-Ring
	GR1037		O-Ring
18	G6801-L-08	1	Long Elbow W/O-Ring, 90°, 3/4"-16 Male JIC To O-Ring
	GR1037		O-Ring

VVB019(TWL27c/TWL18/PLTR75c/A9481)

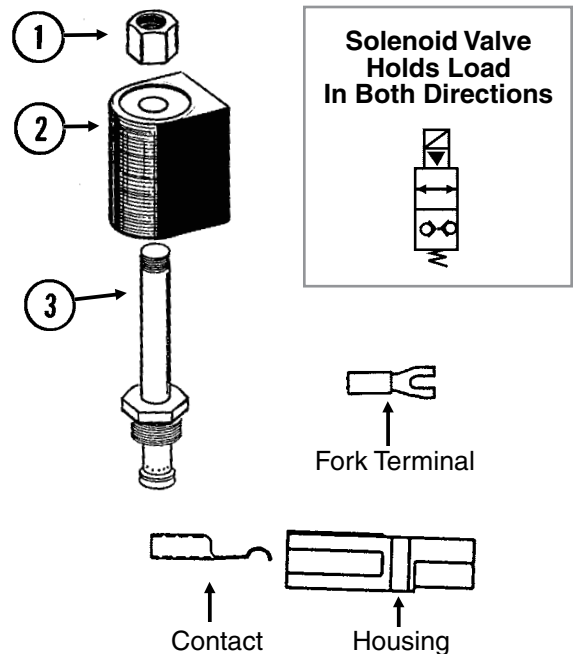
ITEM	PART NO.	QTY.	DESCRIPTION
1	GR0761	1	Special Hex Nut, 1/2"-20
2	G1K274	1	Coil Kit W/Contacts, Housings And Fork Terminals
	GD9529	2	Housing, Black
	GD9530	2	Contact
	G10996	2	Fork Terminal
3	GR0763	1	Cartridge
A	G1K275	-	Solenoid Valve Kit W/ Solenoid Valve, Contacts, Housings And Fork Terminals
	GD9529	2	Housing, Black
	GD9530	2	Contact
	G10996	2	Fork Terminal
B	GR0764	-	Seal Kit, Includes: (2) O-Rings, (1) BU Ring



Solenoid Valve (G1K276)

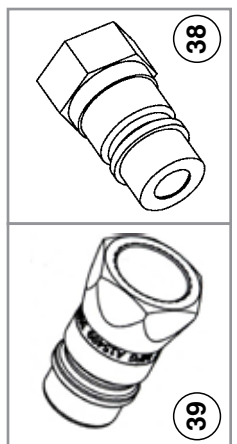
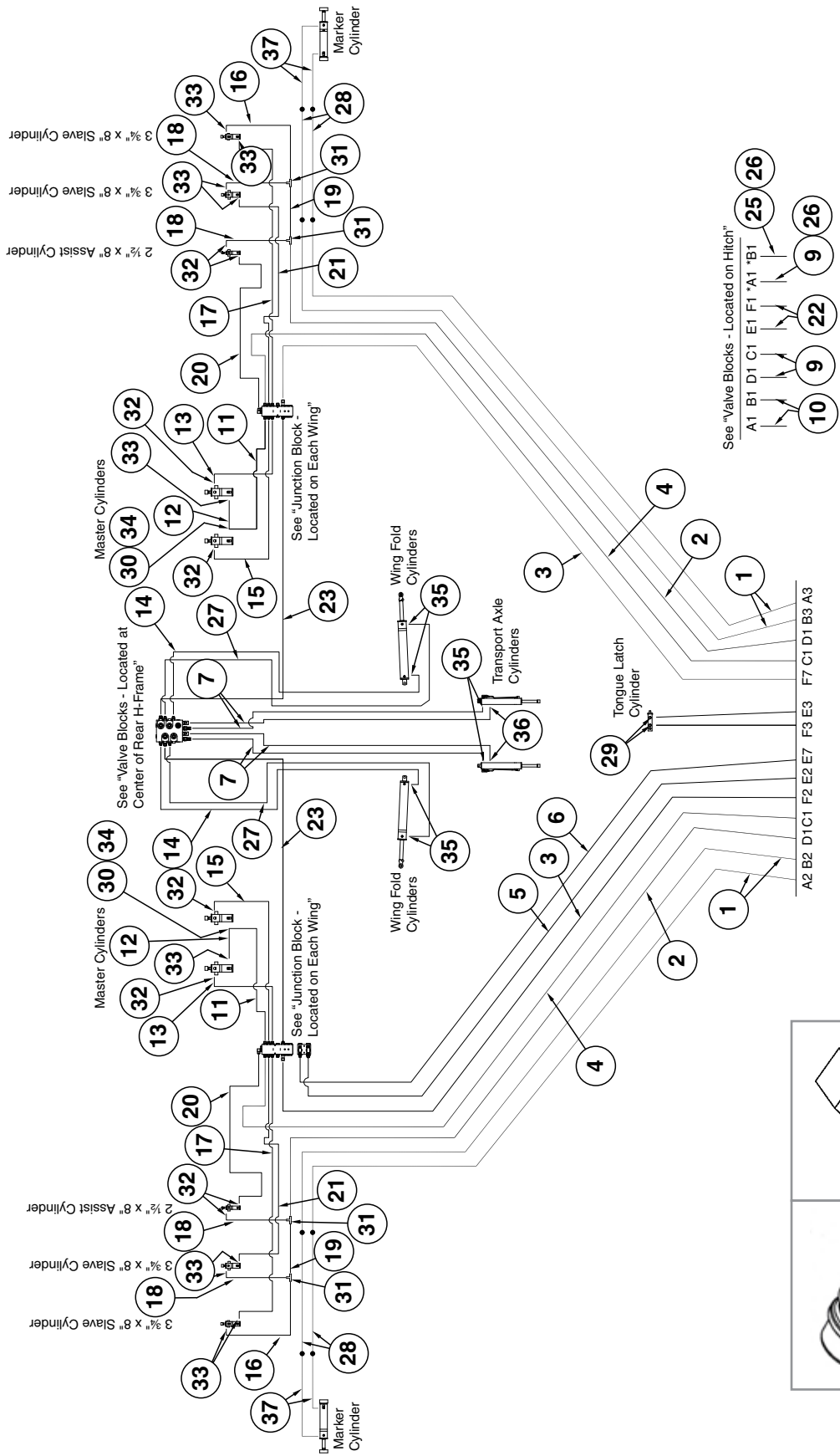
VVB019(FF25/TWL18/PLTR75c)

ITEM	PART NO.	QTY.	DESCRIPTION
1	GR1322	1	Special Hex Nut, 1/2"-20
2	G1K274	1	Coil Kit W/Contacts, Housings And Fork Terminals
	GD9529	2	Housing, Black
	GD9530	2	Contact
	G10996	2	Fork Terminal
3	GR1321	1	Cartridge
A	G1K276	-	Solenoid Valve Kit W/ Housings, Contacts And Forked Terminals
	GD9529	2	Housing, Black
	GD9530	2	Contact
	G10996	2	Fork Terminal
B	GR2042	-	Cartridge Seal Kit



This page left blank intentionally.

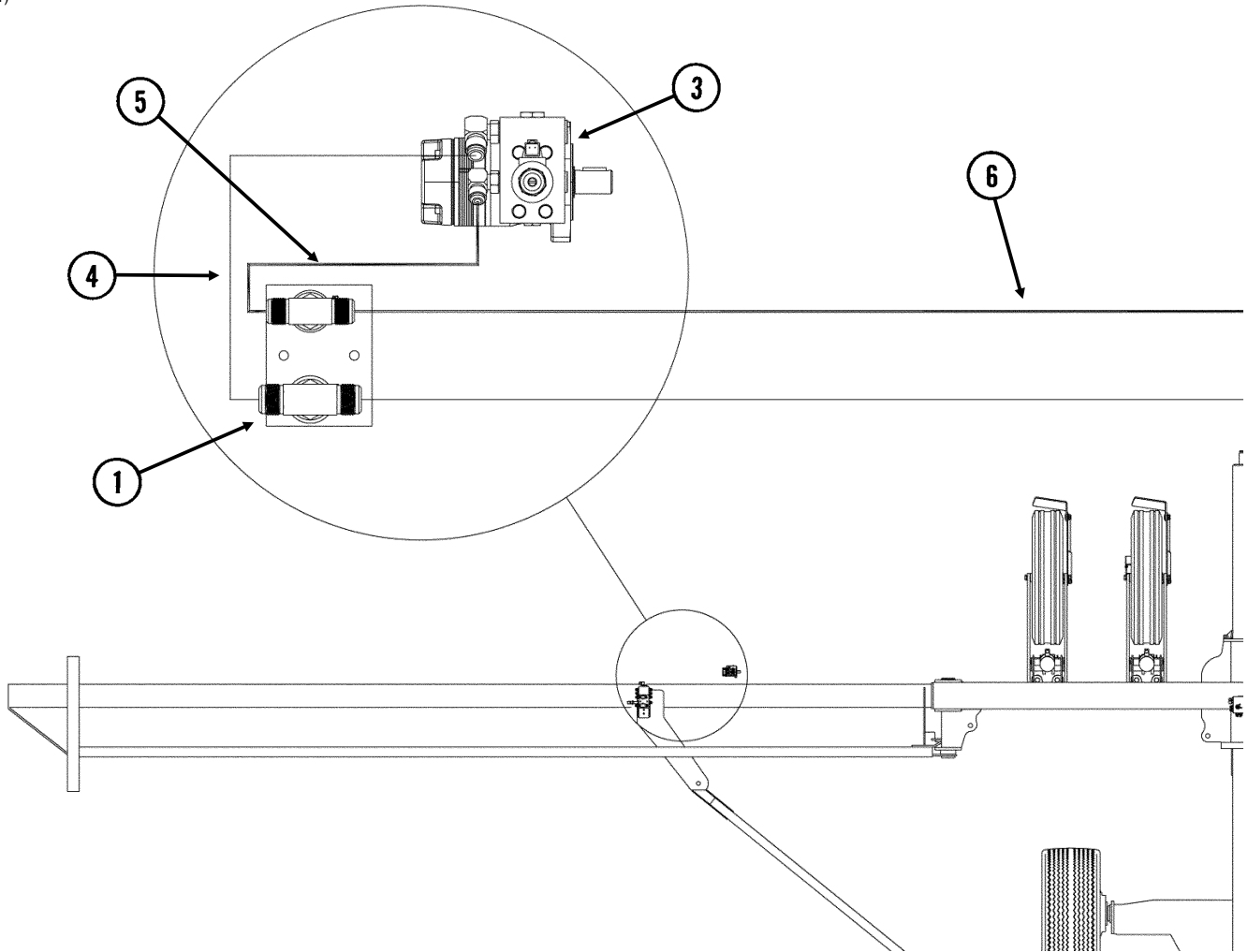
(IP1186)



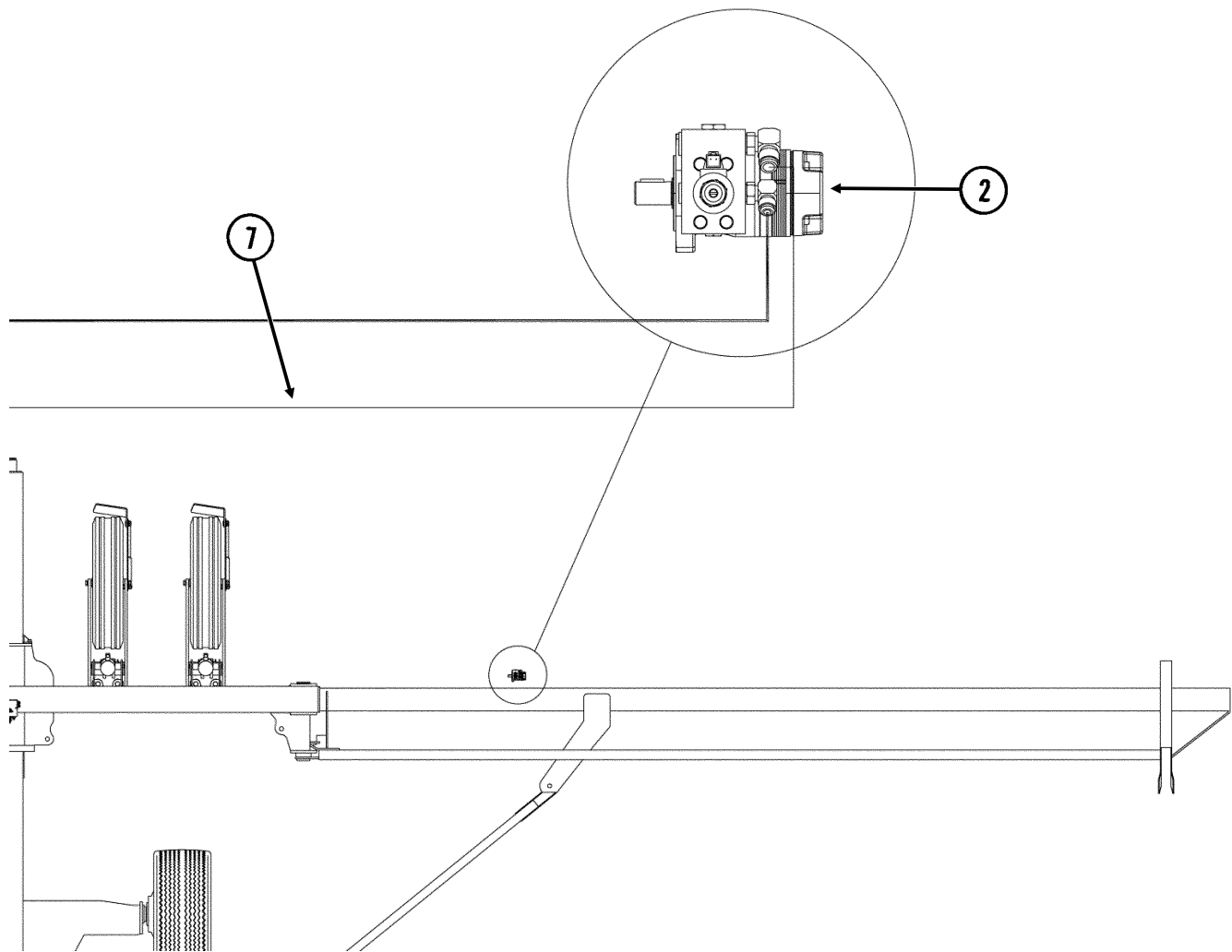
ITEM	PART NO.	QTY.	DESCRIPTION
1	*A12043	4	Hose Assembly, 3/8" x 356"
2	*A12701	2	Hose Assembly, 1/2" x 438"
3	*A12046	2	Hose Assembly, 3/8" x 348"
4	*A12702	2	Hose Assembly, 1/2" x 348"
5	*A12918	21	Hose Assembly, 3/4 X 342"
6	*A12700	1	Hose Assembly, 1/2" x 342"
7	*A1170	4	Hose Assembly, 1/4" x 90"
8	*A7613	1	Hose Assembly, 1/4" x 44" (Elbow End)
9	*A8231	3	Hose Assembly, 1/2" x 72"
10	*A8230	2	Hose Assembly, 1/2" x 84" (Elbow End)
11	*A8237	2	Hose Assembly, 1/2" x 202"
12	*A3158	2	Hose Assembly, 3/8" x 46"
13	*A3139	2	Hose Assembly, 3/8" x 254"
14	*A1138	2	Hose Assembly, 1/4" x 29"
15	*A3161	2	Hose Assembly, 3/8" x 210"
16	*A1020	2	Hose Assembly, 3/8" x 48"
17	*A1090	2	Hose Assembly, 3/8" x 162"
18	*A1079	4	Hose Assembly, 3/8" x 24"
19	*A1086	2	Hose Assembly, 3/8" x 28"
20	*A3136	2	Hose Assembly, 3/8" x 100"
21	*A3249	2	Hose Assembly, 3/8" x 132"
22	*A3236	2	Hose Assembly, 3/8" x 72"
23	*A3154	2	Hose Assembly, 3/8" x 196"
24	*A1132	1	Hose Assembly, 1/4" x 44"
25	*A12919	1	Hose Assembly, 3/4" x 72"
26	G6400-10-08 GR1037	2 -	Connector W/O-Ring, 7/8"-14 Male JIC To 3/4"-16 O-Ring O-Ring
27	*A1140	2	Hose Assembly, 1/4" x 52"
28	*A3247	4	Hose Assembly, 3/8" x 156" (Male To Female)
29	G6400-06-08 GR1037	2 -	Connector W/O-Ring, 9/16"-18 Male JIC To 3/4"-16 O-Ring O-Ring
30	G6502-08	2	Swivel Elbow, 45°, 3/4"-16 Male JIC To Female
31	G2603-08	4	Tee, 3/4"-16 Male JIC
32	G6400-08 GR1037	8 -	Connector W/O-Ring, 3/4"-16 Male JIC To O-Ring O-Ring
33	G6801-08 GR1037	10 -	Elbow W/O-Ring, 90°, 3/4"-16 Male JIC To O-Ring O-Ring
34	G6803-08 GR1037	2 -	Tee, 3/4"-16 Male NPT To O-Ring O-Ring
35	G6801-06-08 GR1037	6 -	Elbow W/O-Ring, 90°, 9/16"-18 Male JIC To 3/4"-16 O-Ring O-Ring
36	G6801-LL-06-08 GR1037	2 -	X-Long Elbow W/O-Ring, 90°, 9/16"-18 Male JIC To 3/4"-16 O-Ring O-Ring
37	*A3220	4	Hose Assembly, 3/8" x 82"
38	GD4086	-	ISO Coupler
39	GA15499	-	Coupler

*Hydraulic hose is not stocked by Kinze Repair Parts, but can be made available on a special order basis. Call for quote.

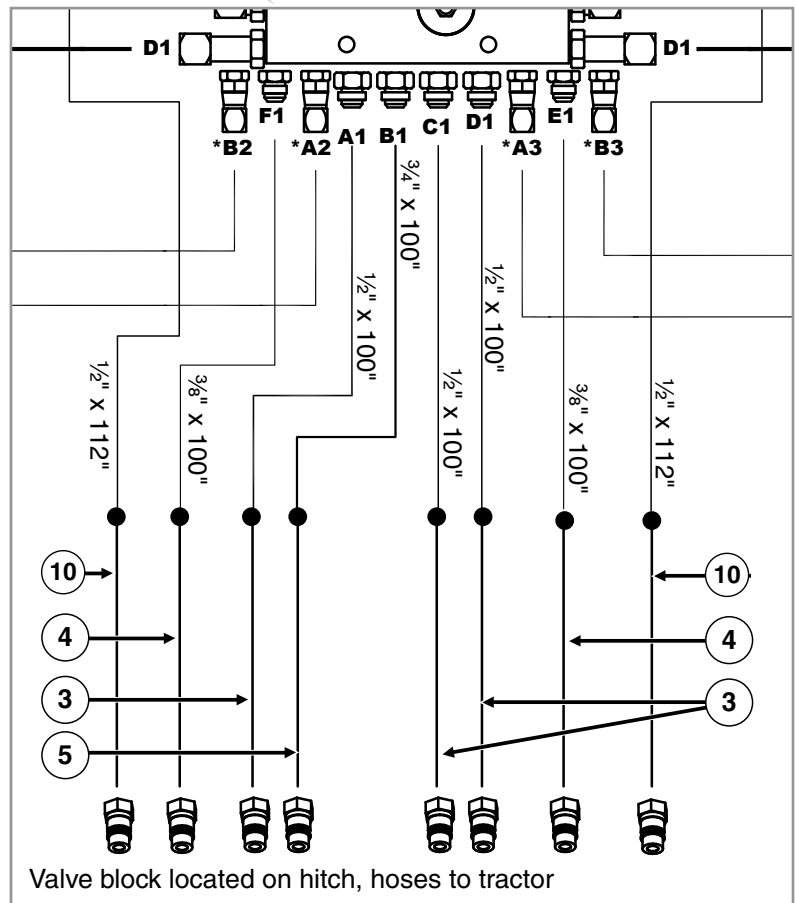
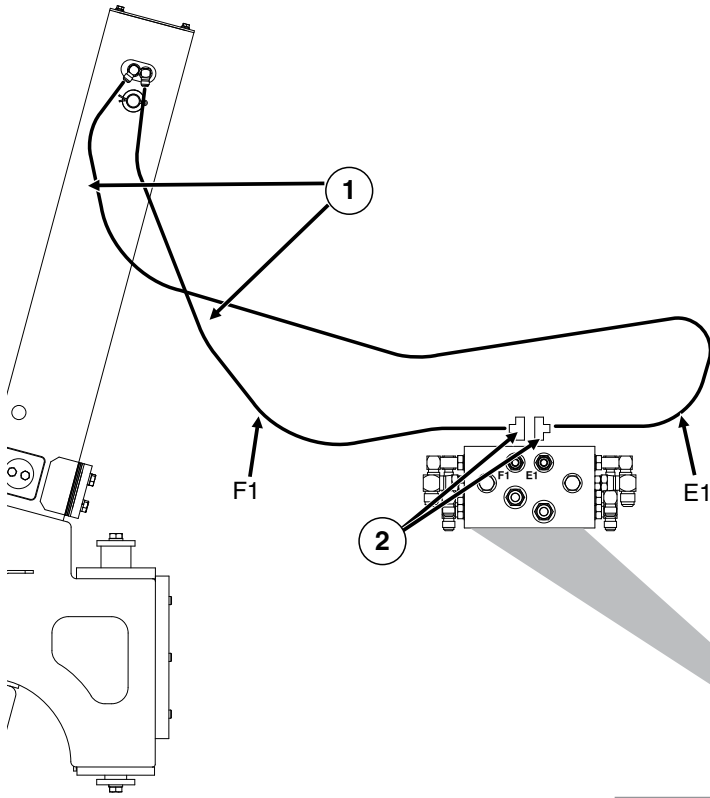
(FWD181)



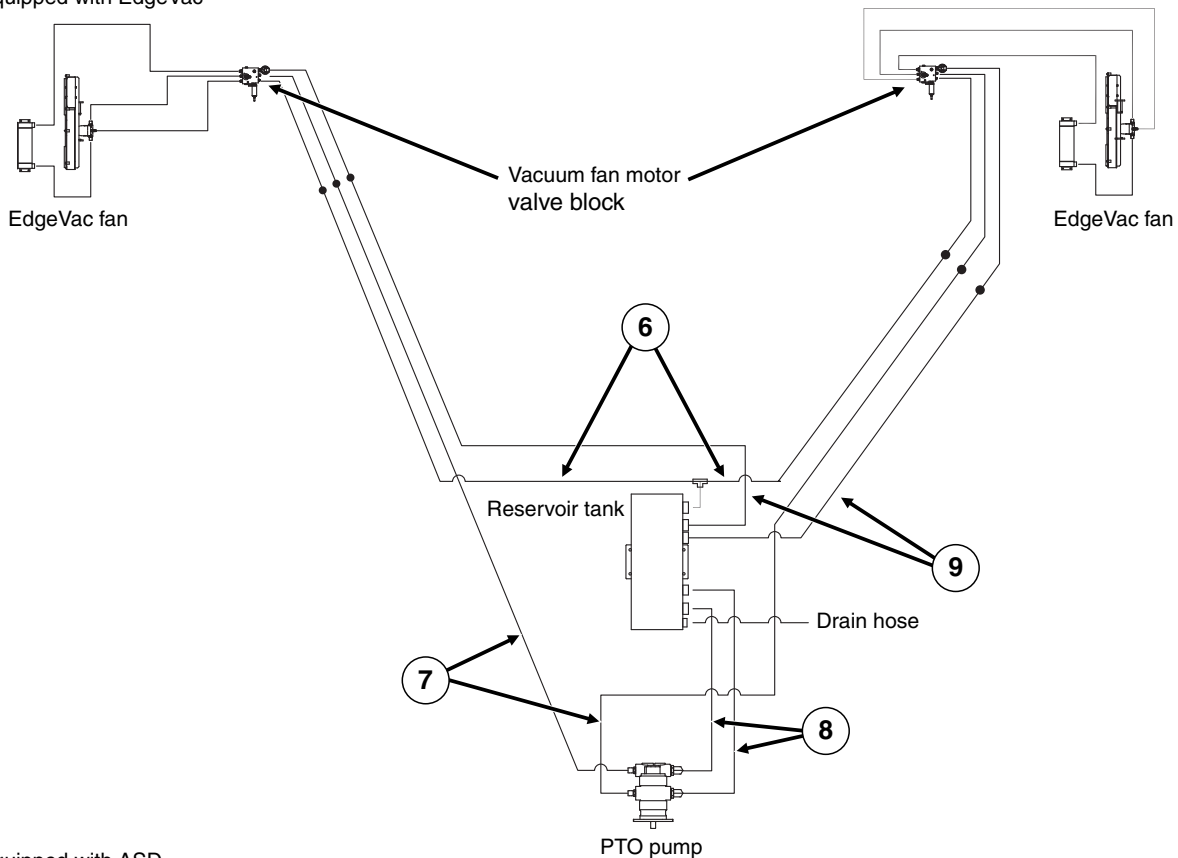
ITEM	PART NO.	QTY.	DESCRIPTION
1	---	-	See "R.H. Junction Block - Located on Wing" on page P138
2	---	-	See "Hydraulic Motor" on page P132
3	---	-	See "Hydraulic Motor" on page P132
4	*A1460	1	Hose Assembly, 1/2" x 62"
5	*A3152	1	Hose Assembly, 3/8" x 62"
6	*A3271	1	Hose Assembly, 3/8" x 402"
7	*A12735	1	Hose Assembly, 1/2" x 402"



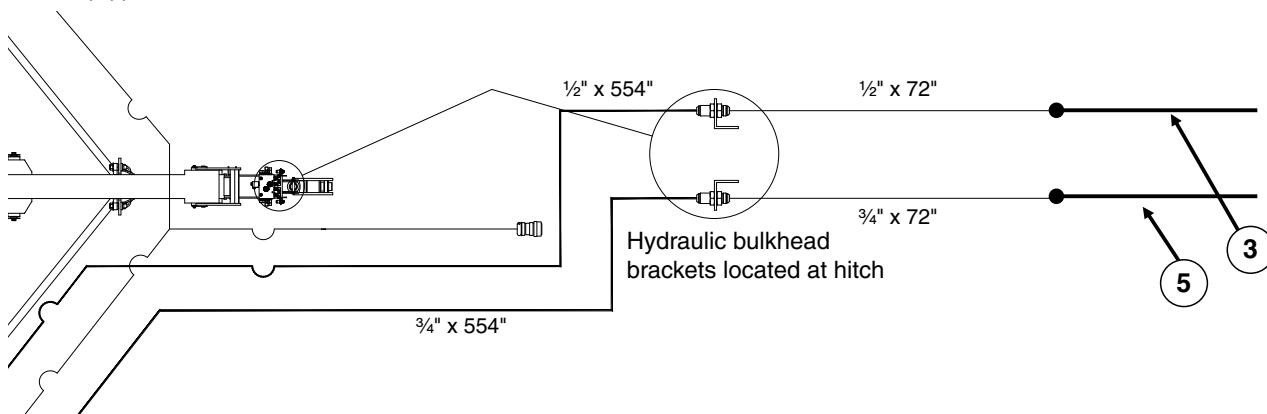
Drawbar hitch to valve block



When equipped with EdgeVac

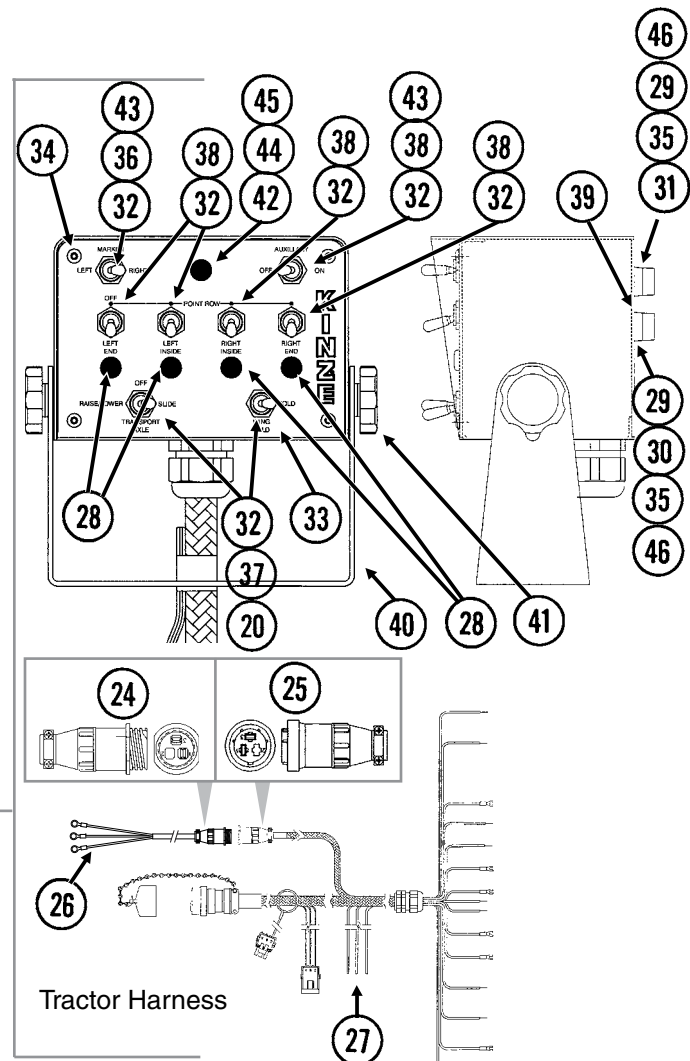
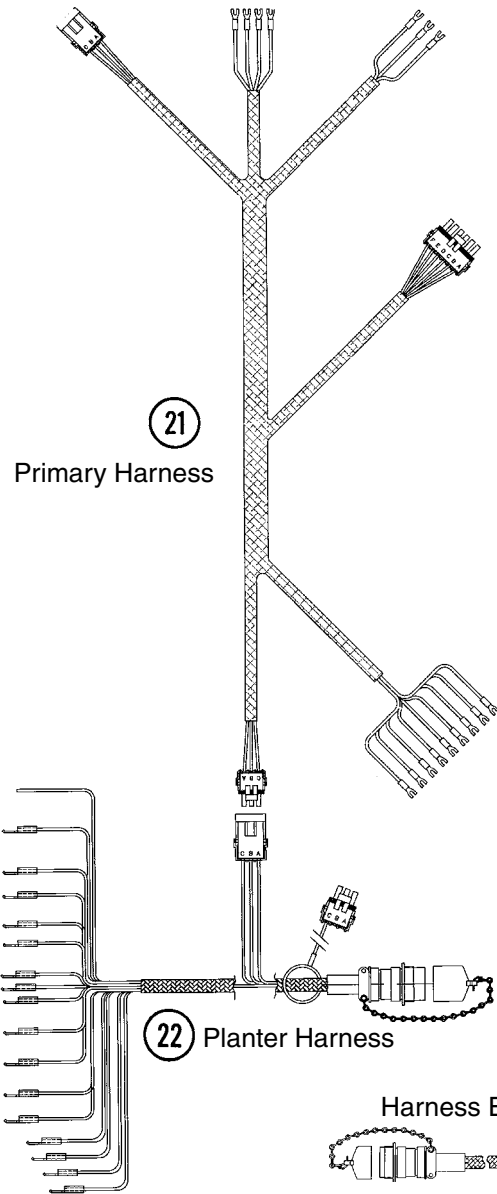
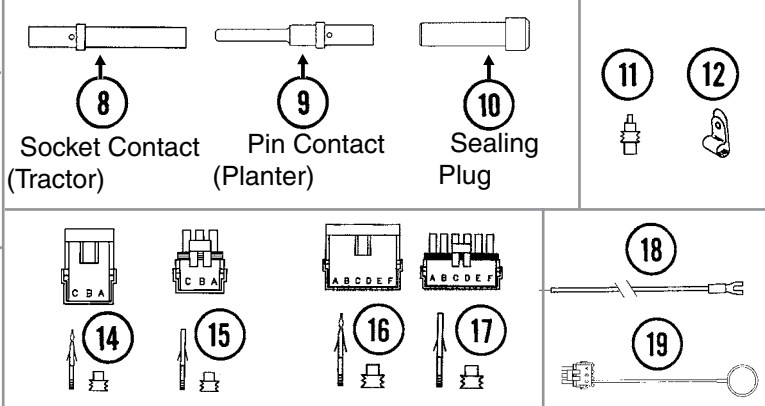
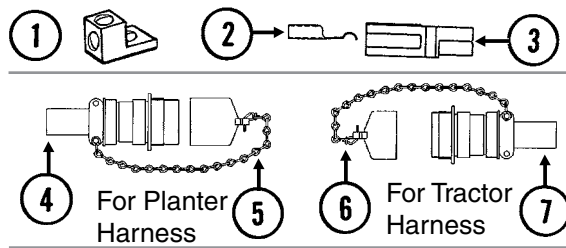


When equipped with ASD



ITEM	PART NO.	QTY.	DESCRIPTION
1	*A1018	2	Hose Assembly, 3/8" x 40"
2	G6602-08	2	Swivel Tee, 3/4"-16 JIC
3	*A12772	4	Hose Assembly, 1/2" x 100"
4	*A3135	2	Hose Assembly, 3/8" x 100"
5	*A12931	2	Hose Assembly, 3/4" x 100"
6	*A1062	2	Hose Assembly, 3/8" x 152"
7	*A11441	2	Hose Assembly, 5/8" x 174"
8	*A11802	2	Hose Assembly, 1 1/4" x 100"
9	*A3397	2	Hose Assembly, 3/4" x 114"
10	*A12773	2	Hose Assembly, 1/2" x 112"

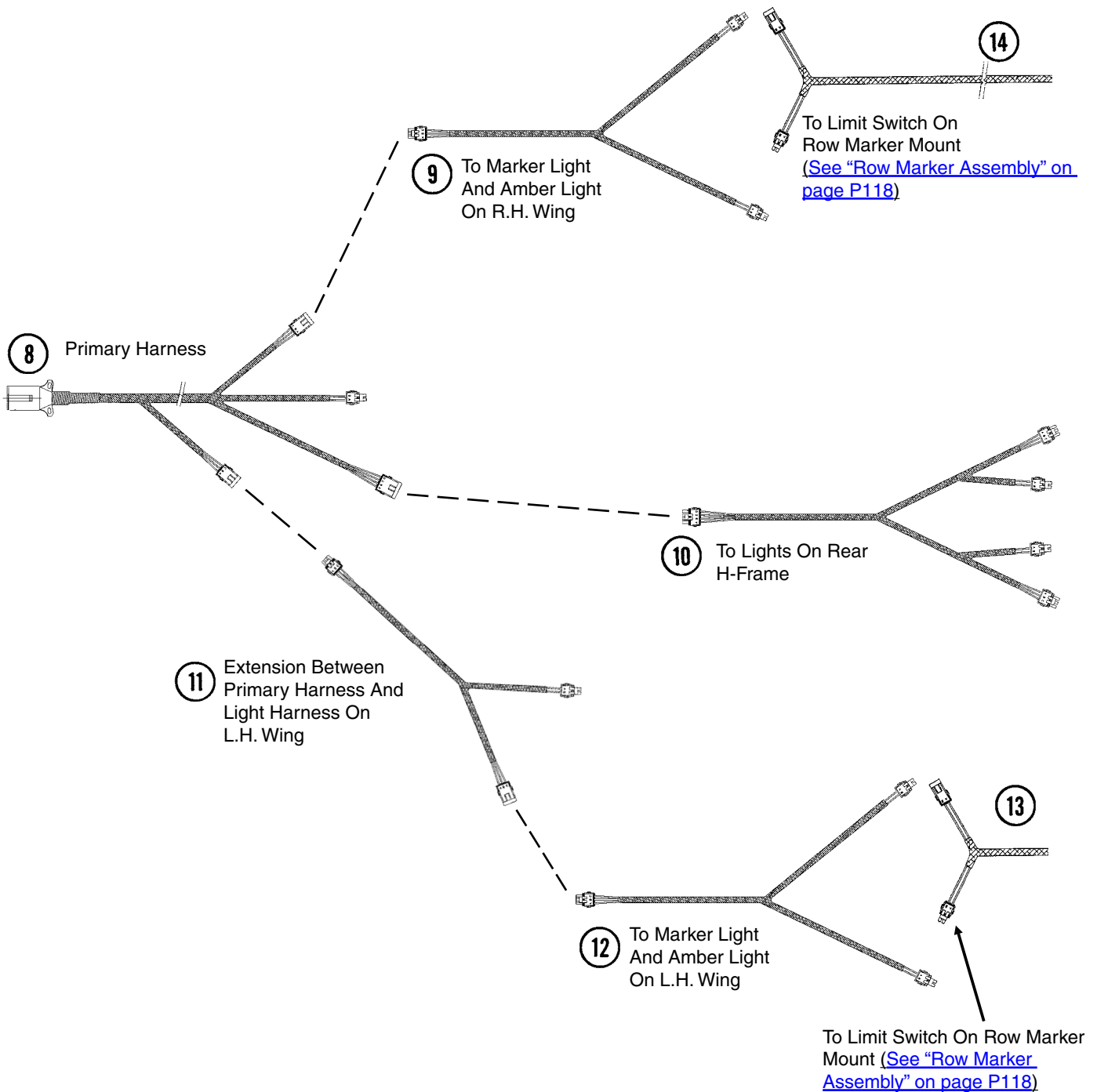
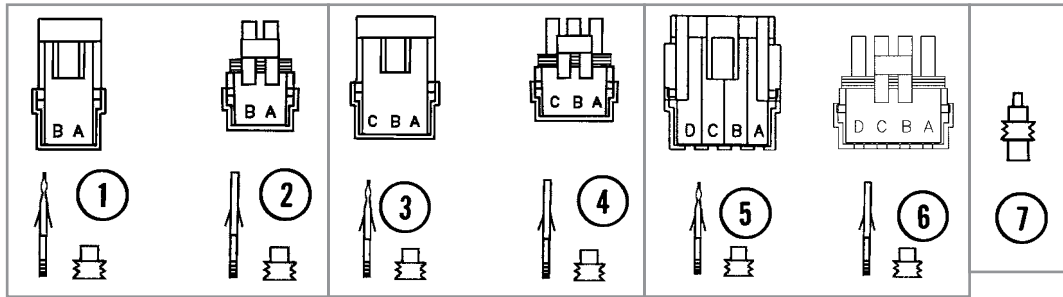
*Hydraulic hose is not stocked by Kinze Repair Parts, but can be made available on a special order basis. Call for quote.

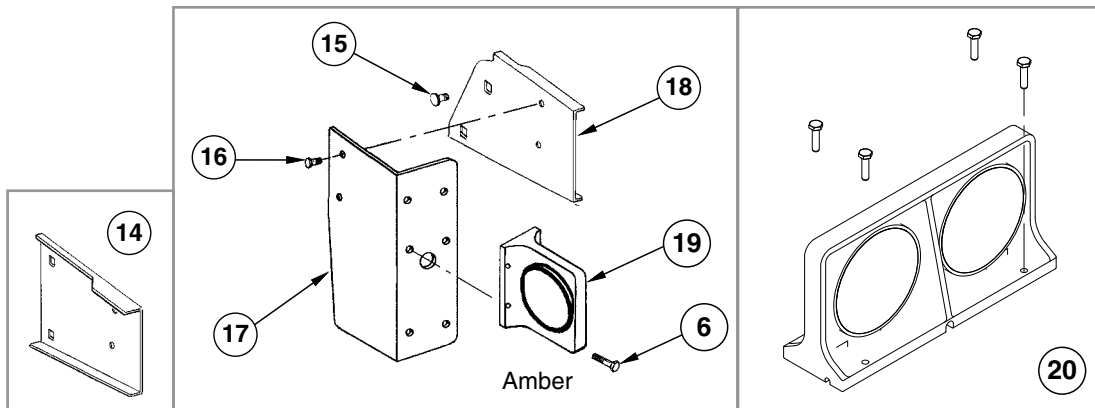


ITEM	PART NO.	QTY.	DESCRIPTION
1	GA3584	-	Ground Clamp
2	GD9530	-	Contact
3	GD9529	-	Housing, Black
	GD12726	-	Housing, Red
4	GA6109	1	Connector W/Cable Clamp, 23 Pin Capacity
5	GA7862	-	Dust Cap W/Chain

ITEM	PART NO.	QTY.	DESCRIPTION
6	GA7863	-	Dust Cap W/Chain
7	GA6108	1	Connector W/Cable Clamp, 23 Socket Capacity
8	GD8740	-	Socket Contact, No. 14
9	GD8741	-	Pin Contact, No. 14
10	GD8739	-	Sealing Plug, No. 12
11	GD11089	-	Sealing Plug
12	GD6291	-	Insulated Clamp, 3/8"
	GD22965	-	Insulated Clamp, 1/4"
13	GA11736	-	Harness Extension W/Dust Caps, 15'
14	G1K248	-	3-Pin Female Connector Kit (Black), Includes: (3) 3-Pin Female Housings, (9) Pin Contacts, (9) Seals
15	G1K252	-	3-Pin Male Connector Kit (Black), Includes: (3) 3-Pin Male Housings, (9) Socket Contacts, (9) Seals
16	G1K396	-	6-Pin Female Connector Kit (Black), Includes: (3) 6-Pin Female Housings, (18) Pin Contacts, (18) Seals
17	G1K395	-	6-Pin Male Connector Kit (Black), Includes: (3) 6-Pin Male Housings, (18) Socket Contacts, (18) Seals
18	GA9481	-	Jumper Wire W/Fork Terminal, 13"
	G10996	-	Fork Terminal
19	GA8047	-	Dust Plug (Black)
20	GA10685	4	Jumper Wire, 5", White
21	GA12652	1	Wiring Harness, 392"
22	GA10308	1	Wiring Harness W/Dust Cap, 96"
23	G7848X	-	Backlit Control Console Assembly W/Mounting Brackets, Short Harness W/Dust Cap And Power Cable
24	G1K267	-	Console Cable Connector Kit, Includes: (1) 3-Pin Connector, (1) Cable Clamp, (3) Male Terminal Pins
25	G1K268	-	Console Cable Connector Kit, Includes: (1) 3-Pin Connector, (1) Cable Clamp, (1) Lock Ring, (3) Female Terminal Pins
26	GA17547	1	Power Lead Adapter
27	GA10307	1	Wiring Harness W/Dust Cap And Power Cable
28	GA10194	4	Indicator Light, Red
29	GA2612	5	Fuse Holder W/Spade, 1 ³³ / ₅₀ "
30	GD2829	1	Fuse, 15 Amp, Type AGC
31	GD10243	4	Fuse, MDL 10 Amp Delay Action
32	GR1363	8	Hex Face Nut, 1 ⁵ / ₃₂ "-32
	GR1364	8	Internal Tooth Lock Washer, 1 ⁵ / ₃₂ "
33	GA10686	1	Cover Plate
34	GR1292	4	Pan Head Screw, No. 8-32 x 1/2"
35	GD3860	5	O-Ring (If Applicable)
36	GA2528	1	Switch, 3 Position Toggle, On-Off-On
37	GA6978	2	Switch, 3 Position Toggle, Momentary On-Off-Momentary On
38	GA6977	5	Switch, 2 Position Toggle, On-Off
39	GA8731	1	Switch, Push Button W/Transformer
40	GD9896	1	Mounting Bracket
41	GA6975	2	Knob
	G11385	4	Flat Washer, 1/4" SAE
	GR1290	2	Cage Nut, 1/4"-20
42	GA10206	1	Indicator Light, Green
43	GA10682	2	Jumper Wire, 3", Gray
44	GA10683	1	Jumper Wire, 5", White
45	GA10684	1	Jumper Wire, 3", Red
46	GD19962	2	Fuse, 5 amp, Time Delay

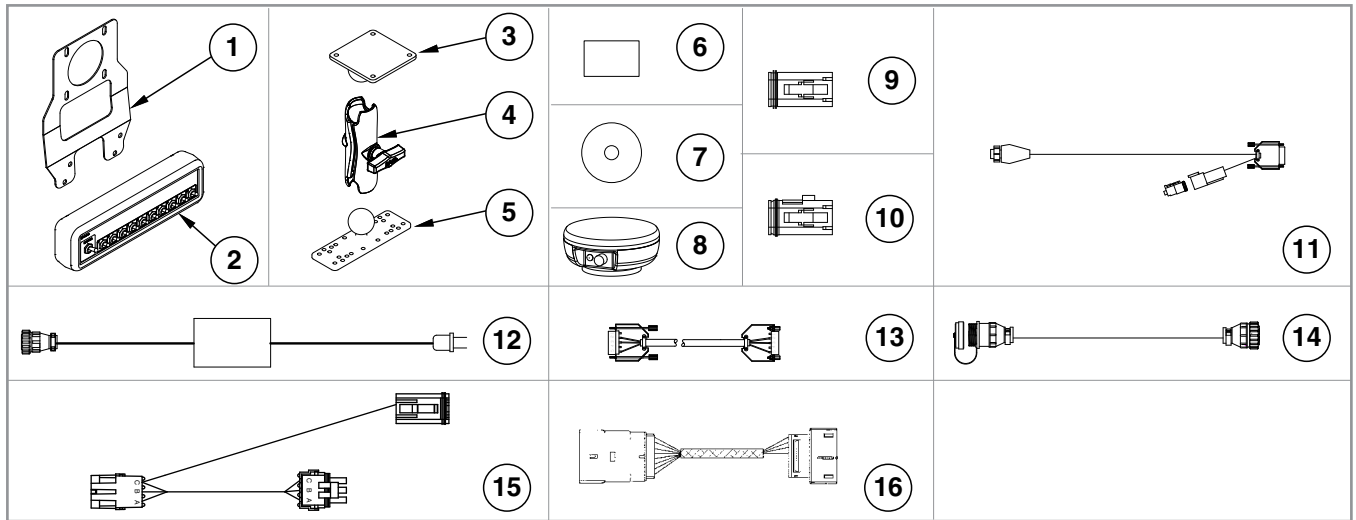
(MTR27/VMTR27a/ELC27b/MTR27a/A10315/A10318/A10317/A10316/A10452/A11042)





ITEM	PART NO.	QTY.	DESCRIPTION
1	G1K321	-	2-Pin Female Connector Kit (Black), Includes: (3) 2-Pin Female Housings, (6) Pin Contacts, (6) Seals
2	G1K320	-	2-Pin Male Connector Kit (Black), Includes: (3) 2-Pin Male Housings, (6) Socket Contacts, (6) Seals
3	G1K248	-	3-Pin Female Connector Kit (Black), Includes: (3) 3-Pin Female Housings, (9) Pin Contacts, (9) Seals
4	G1K252	-	3-Pin Male Connector Kit (Black), Includes: (3) 3-Pin Male Housings, (9) Socket Contacts, (9) Seals
5	GA8328	-	4-Pin Female Connector Kit, Includes: (1) 4-Pin Female Housing, (4) Pin Contacts, (4) Seals
6	GA8329	-	4-Pin Male Connector Kit, Includes: (1) 4-Pin Male Housing, (4) Socket Contacts, (4) Seals
7	GD11089	-	Sealing Plug
8	GA10315	1	Wiring Harness, 414"
9	GA10318	1	Wiring Harness, 156"
10	GA10317	1	Wiring Harness, 198"
11	GA10316	1	Wiring Harness, 254"
12	GA10319	1	Wiring Harness, 156"
13	GA11299	2	Wiring Harness, 63"
14	GD12723	1	Light Mount Extension
15	G10312	-	Carriage Bolt, 5/16"-18 x 3/4"
	G10620	-	Serrated Flange Nut, 5/16"-18
16	G10064	-	Hex Head Cap Screw, 1/4"-20 x 1"
	G10227	-	Lock Washer, 1/4"
	G10103	-	Hex Nut, 1/4"-20
17	GD12725	1	Bracket (Shown)
	GD12724	1	Bracket
18	GD15968	1	Light Mount Extension
19	GA10576	1	Single Amber Light Assembly
	GR1731	-	Amber Lens
	GR1208	-	Bulb
	G10064	4	Hex Head Cap Screw, 1/4"-20 x 1"
	G10110	4	Lock Nut, 1/4"-20, Grade B
	GA10571	-	Double Light Assembly
	GA10572	-	Double Light Assembly
	GR1733	-	Red Lens
	GR1731	-	Amber Lens
	GR1732	-	Cover
	GR1208	-	Bulb
	G11330	4	Hex Head Cap Screw, 1/4"-20 x 1 1/4"
	G10110	4	Lock Nut, 1/4"-20, Grade B

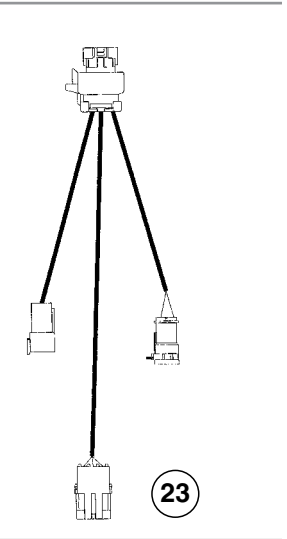
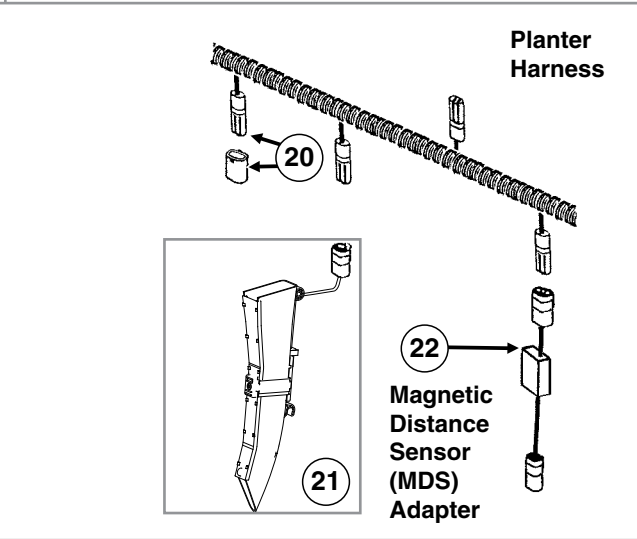
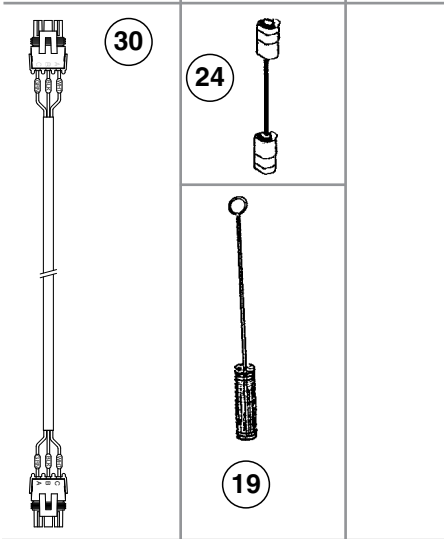
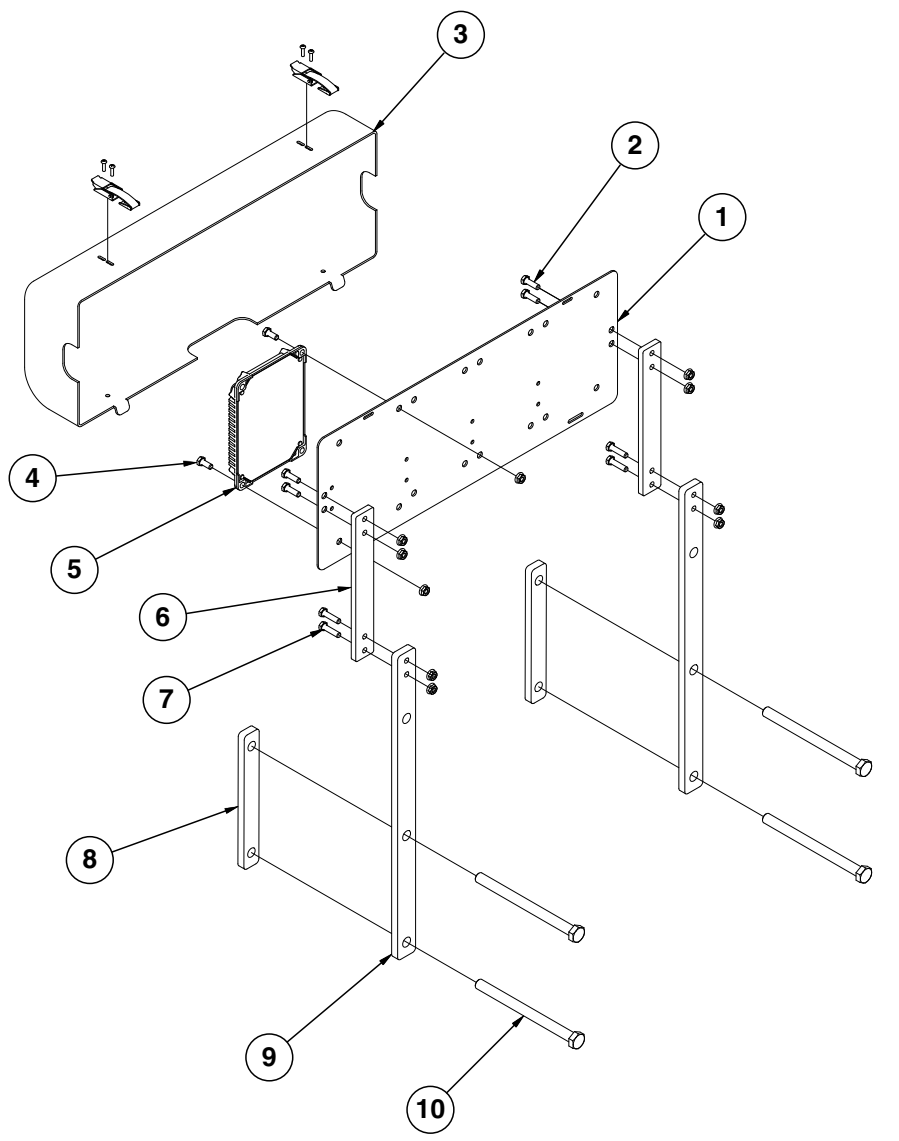
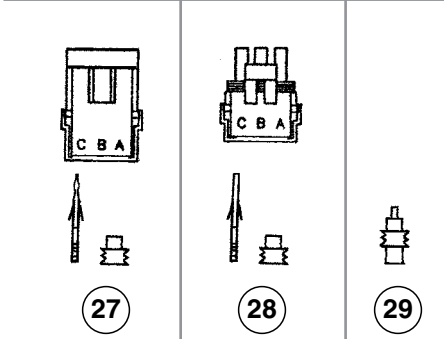
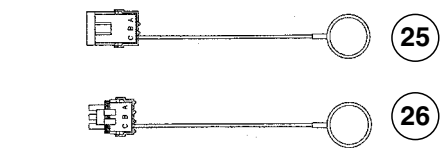
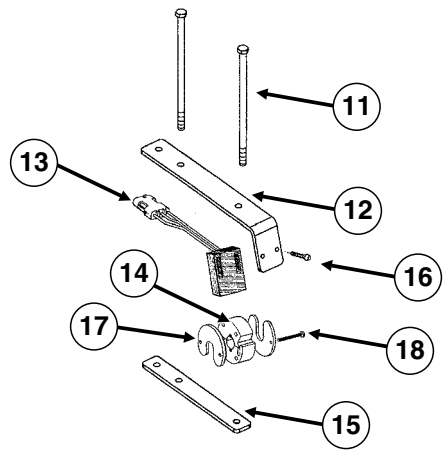
This page left blank intentionally.



ITEM	PART NO.	QTY.	DESCRIPTION
1	GR1916	1	Switch Box Bracket
2	GA12539	1	Switch Box Module
3	GD18408	1	Ram Vesa Base
4	GA12868	1	Ram Double Socket Arm
5	GD18407	1	Ram Base
6	GA14449	1	Flash Drive (Integra)
	GR1835	1	Flash Card (Cobalt)
7	GR1836	1	SMS CD
8	GA12552	1	GPS Antenna
9	GR1838	1	Dust Plug
10	GR1839	1	Dust Plug
11	GA12553	1	GPS Cable
12	GA12852	1	Power Supply
13	GA12853	1	Null Modem Cable
14	GA13562	1	Cable Extension, 180"
15	GA13572	1	Multi-Product Cable
16	GA13654	-	Adapter Cable
A	GA14448	-	Ram Mount Hardware Kit

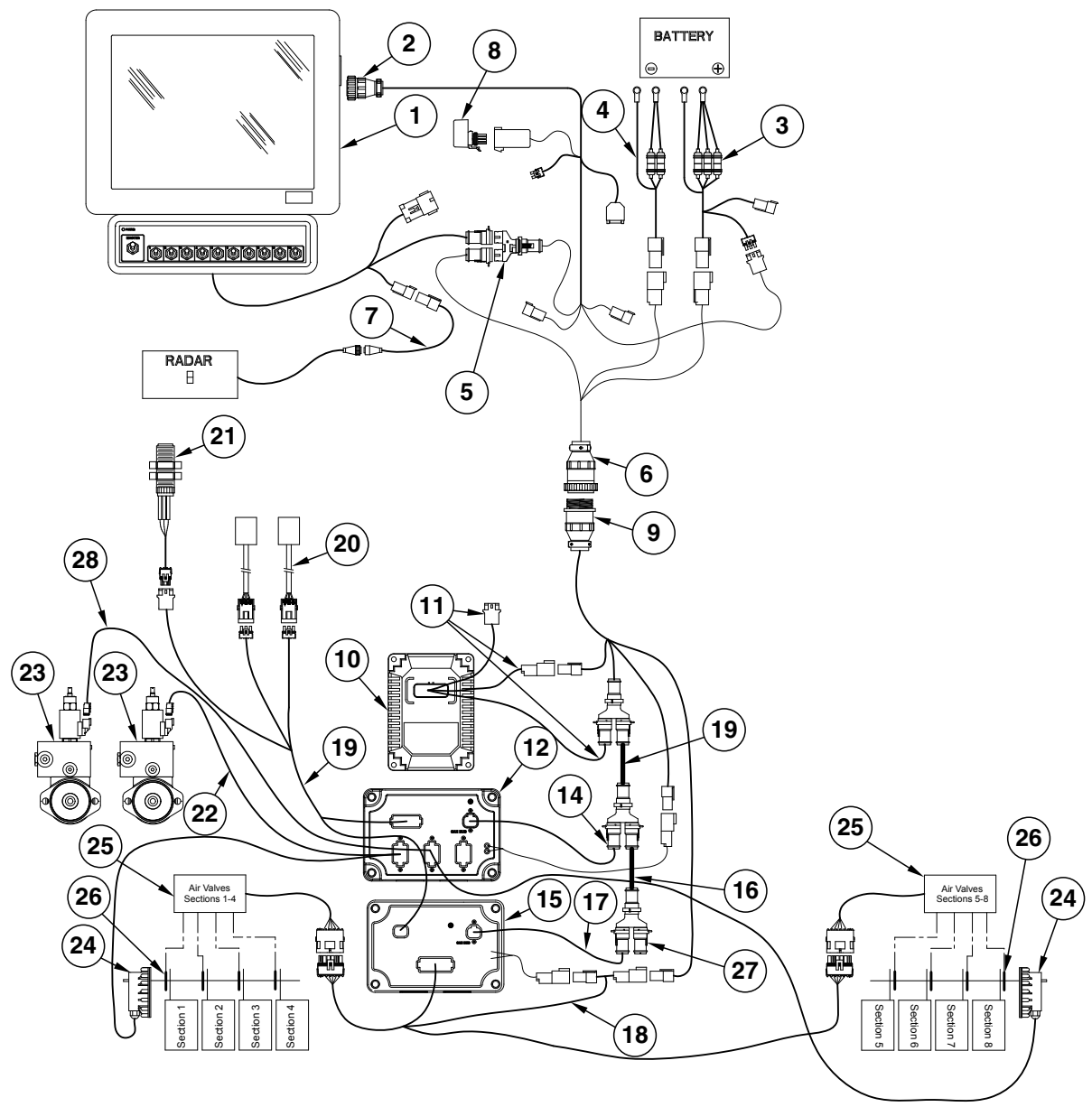
(MTR60/MTR65/MTR61/MTR64/MTR62/PMM02/IP1220)

Shaft Rotation Sensor



ITEM	PART NO.	QTY.	DESCRIPTION
1	GD18013	1	Bracket
2	G10019	4	Hex Head Cap Screw, 5/16"-18 x 1"
	G10620	4	Serrated Flange Nut, 5/16"-18
3	GA12563	1	Module Cover Assembly W/Lock Clamps
	GD18642	1	Module Cover
	GA12641	2	Lock Clamp
	G11065	4	Phillips Pan Head Machine Screw, No. 8-32 x 5/8", Stainless Steel
	G11241	4	Serrated Flange Nut
4	G10043	2	Hex Head Cap Screw, 5/16"-18 x 3/4"
	G10620	2	Serrated Flange Nut, 5/16"-18
5	---	-	See "Integra Display (Prior to 2013 Production)" on page P155 See "Kinze Vision Display" on page P157 See "Kinze Cobalt Display (Prior to 2013 Production)" on page P159 See "ISOBUS Electric Clutch Package" on page P161 See "Ag Leader Electric Clutch Package" on page P163
6	GD24362	2	Module Extension (ASD Only)
7	G10133	4	Hex Head Cap Screw, 5/16"-18 x 1 1/2"
	G10620	4	Serrated Flange Nut, 5/16"-18
8	GD18628	2	Short Tap Block
9	GD19759	2	Module Bracket Mount
10	G10341	4	Hex Head Cap Screw, 5/8"-11 x 8"
11	G10686	4	Hex Head Cap Screw, 3/8"-16 x 8"
	G11091	4	Serrated Flange Nut, 3/8"-16
12	GD18118	2	Shaft Sensor Mount
13	GR1415	1	Rotation Sensor
14	GR1414	1	Actuator
15	GD18168	2	Mount
16	G11288	2	Pan Head Screw, No. 10-32 x 1 1/4"
	G10243	2	Washer, No. 10 SAE
	G10758	2	Hex Nut, No. 10-32
17	GD11474	4	Cover
18	G10927	4	Pan Head Machine Screw, No. 8-32 x 1 1/4", Stainless Steel
	G10931	4	Lock Washer, No. 8, Internal/External, Stainless Steel
	G10928	4	Hex Nut, No. 8-32, Stainless Steel
19	GR0594	-	Brush
20	GA8022	-	Planter Harness W/Dust Caps, 6 Row (9 Connectors)
	GA7851	-	Planter Harness W/Dust Caps, 12 Row (16 Connectors)
	GD11993	-	Dust Cap
21	GA15287	-	Seed Tube W/Computerized Sensor
	GA18919	-	Seed Tube (With Holes For Sensor Installation)
22	GA7859	1	Magnetic Distance Sensor Adapter (Analog To Digital)
23	GA12557	1	Planter Monitor Module Cable
24	GA7854	1	Extension Harness, 15'
25	GA8046	-	Dust Plug (Black)
	GA9978	-	Dust Plug (Blue)
26	GA8047	-	Dust Plug (Black)
	GA9979	-	Dust Plug (Blue)
27	G1K248	-	3-Pin Female Connector Kit (Black), Includes: (3) 3-Pin Female Housings, (9) Pin Contacts, (9) Seals
	G1K362	-	3-Pin Female Connector Kit (Blue), Includes: (3) 3-Pin Female Housings, (9) Pin Contacts, (9) Seals
28	G1K252	-	3-Pin Male Connector Kit (Black), Includes: (3) 3-Pin Male Housings, (9) Socket Contacts, (9) Seals
	G1K363	-	3-Pin Male Connector Kit (Blue), Includes: (3) 3-Pin Male Housings, (9) Socket Contacts, (9) Seals
29	GD11089	-	Sealing Plug
30	GA16923	-	Dickey John Adapter Cable

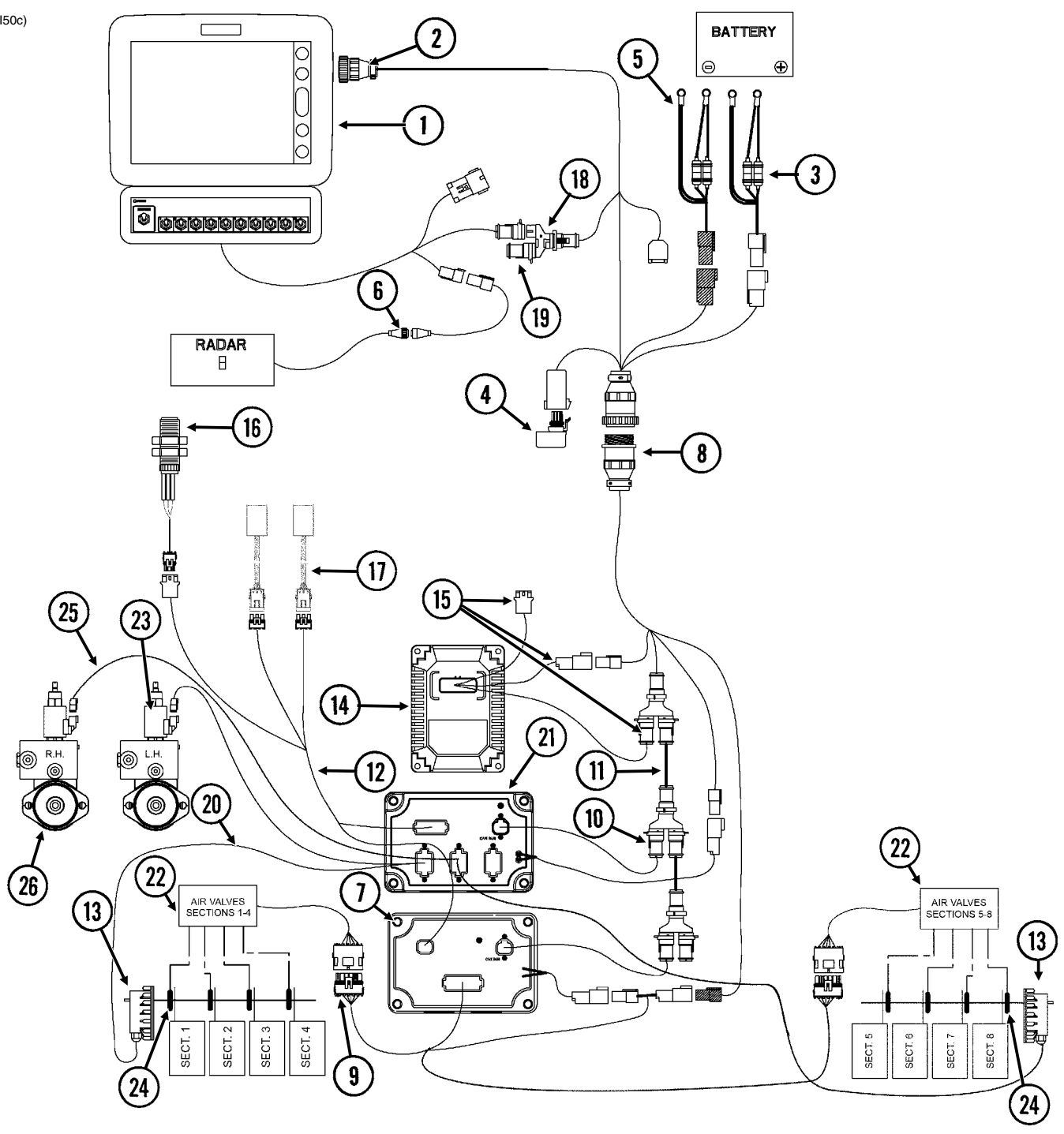
(IP1295)



[See "Miscellaneous Vision, Cobalt, and Integra Parts" on page P152 for mounting brackets.](#)

ITEM	PART NO.	QTY.	DESCRIPTION
1	GA14447	1	Integra Display
2	GA16831	1	Integra Display Cable
3	GA14452	1	Power Cable
4	GA12598	1	Seed Rate Power Cable
5	GD18176	3	Y-Splice Connector
6	GA14450	1	Can Adapter Cable
7	GA12596	1	Radar Adapter Cable
8	GA12540	1	Power Control Relay
9	GA17544	1	Implement Cable, 16 Row
10	GA12538	1	Planter Monitor Module
11	GA12557	1	Planter Monitor Module Cable
12	GA12564	1	Seed Rate Control Module
13	GA12567	1	Can Extension Cable, 4" (Hydraulic Drive)
14	GA12566	1	Can Stub Cable, 6" (Hydraulic Drive)
15	GA12537	1	Clutch Control Module
16	GA12559	1	Can Extension Cable, 5"
17	GA12558	1	Can Stub Cable, 8"
18	GA12556	1	Seed Command Cable
19	GA13047	1	Implement Switch Extension Cable
20	---	1	See "Parallel Arms, Mounting Support Plate, and Quick Adjustable Down Force Springs" on page P7
21	GA13204	1	Hall Effect Sensor
22	GA13048	1	Seed Rate Cable
23	---	-	See "Hydraulic Motor" on page P132
24	GA12565	1	Encoder Module
25	---	-	See "Clutch Valve Assemblies" on page P111
26	---	-	See "Air Clutch, Pull Row Unit" on page P5
27	GD18177	1	Terminator
28	GA13532	1	Seed Rate Cable (R.H.)

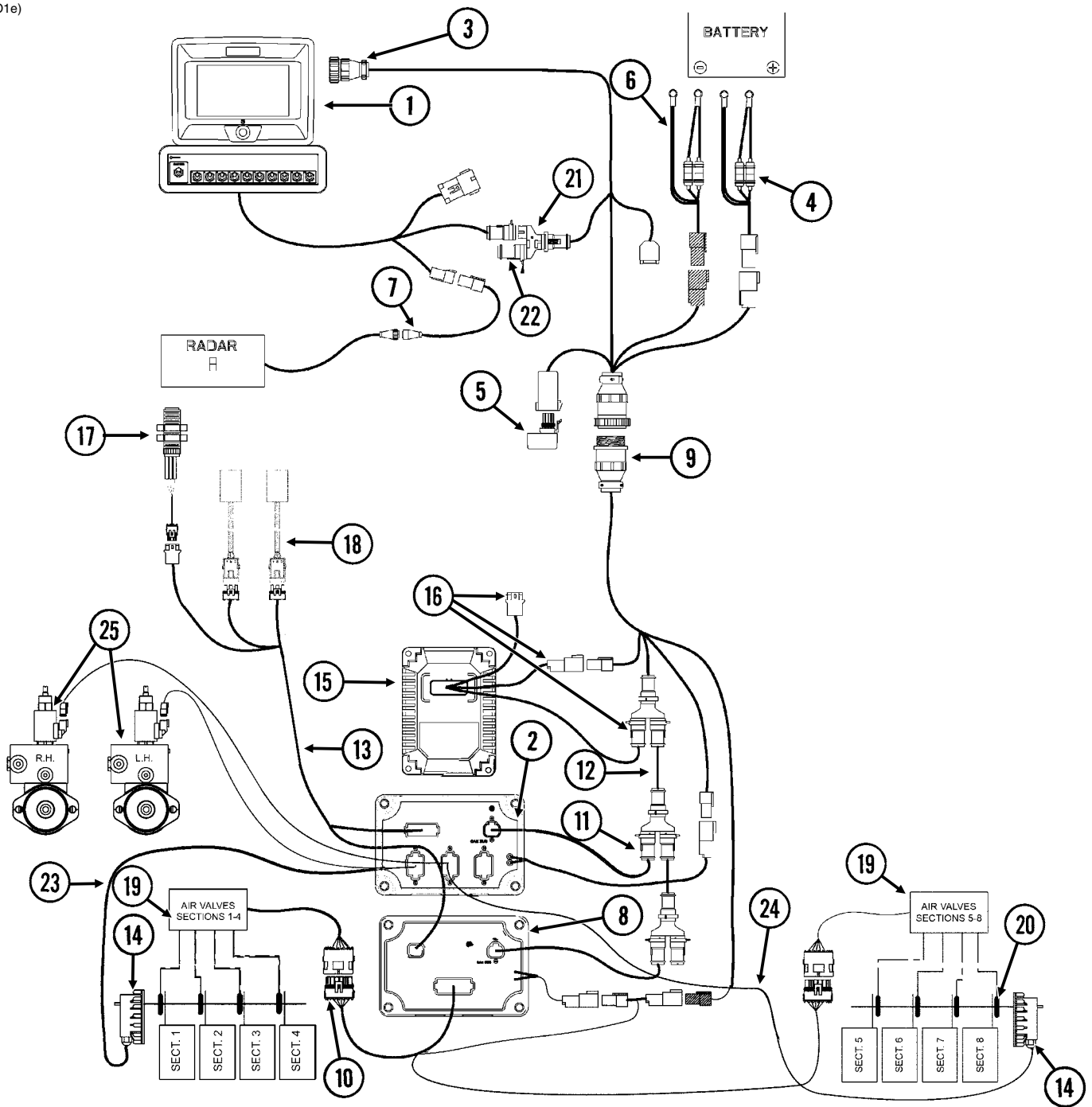
(VI50c)



See "Miscellaneous Vision, Cobalt, and Integra Parts" on page P152 for mounting brackets.

ITEM	PART NO.	QTY.	DESCRIPTION
1	GA12536	1	Vision Loaner (Display Only)
2	GA12551	1	Display Cable
3	GA12562	1	Power Cable
4	GA12540	1	Power Control Relay
5	GA12598	1	Seed Rate Power Cable
6	GA12596	1	Radar Adapter Cable
7	GA12537	1	Clutch Control Module
8	GA17544	-	Implement Cable (16 Row)
9	GA13530	1	Clutch Control Cable
10	GA12558	1	Can Stub Cable, 8"
11	GA12559	1	Can Extension, 5"
12	GA16828	1	Implement Switch Extension Cable
13	GA12565	1	Encoder Module
14	GA12538	-	Planter Monitor Module
15	---	-	See "Planter Monitor Module (PMM)" on page P154
16	GA13204	1	Hall Effect Sensor
17	---	-	See "Parallel Arms, Mounting Support Plate, and Quick Adjustable Down Force Springs" on page P7
18	GD18176	-	Y-Splice Connector
19	GD18177	-	Terminator
20	GA13533	1	Seed Rate Cable (L.H.)
21	GA12564	1	Seed Rate Control Module
22	---	-	See "Clutch Valve Assemblies" on page P111
23	---	-	See "Hydraulic Motor" on page P132
24	---	-	See "Parallel Arms, Mounting Support Plate, and Pneumatic Down Pressure Package" on page P3
25	GA13532	1	Seed Rate Cable (R.H.)
26	---	-	See "Hydraulic Motor" on page P132
A	G8266X	-	Vision Display Package (Items 1-5)

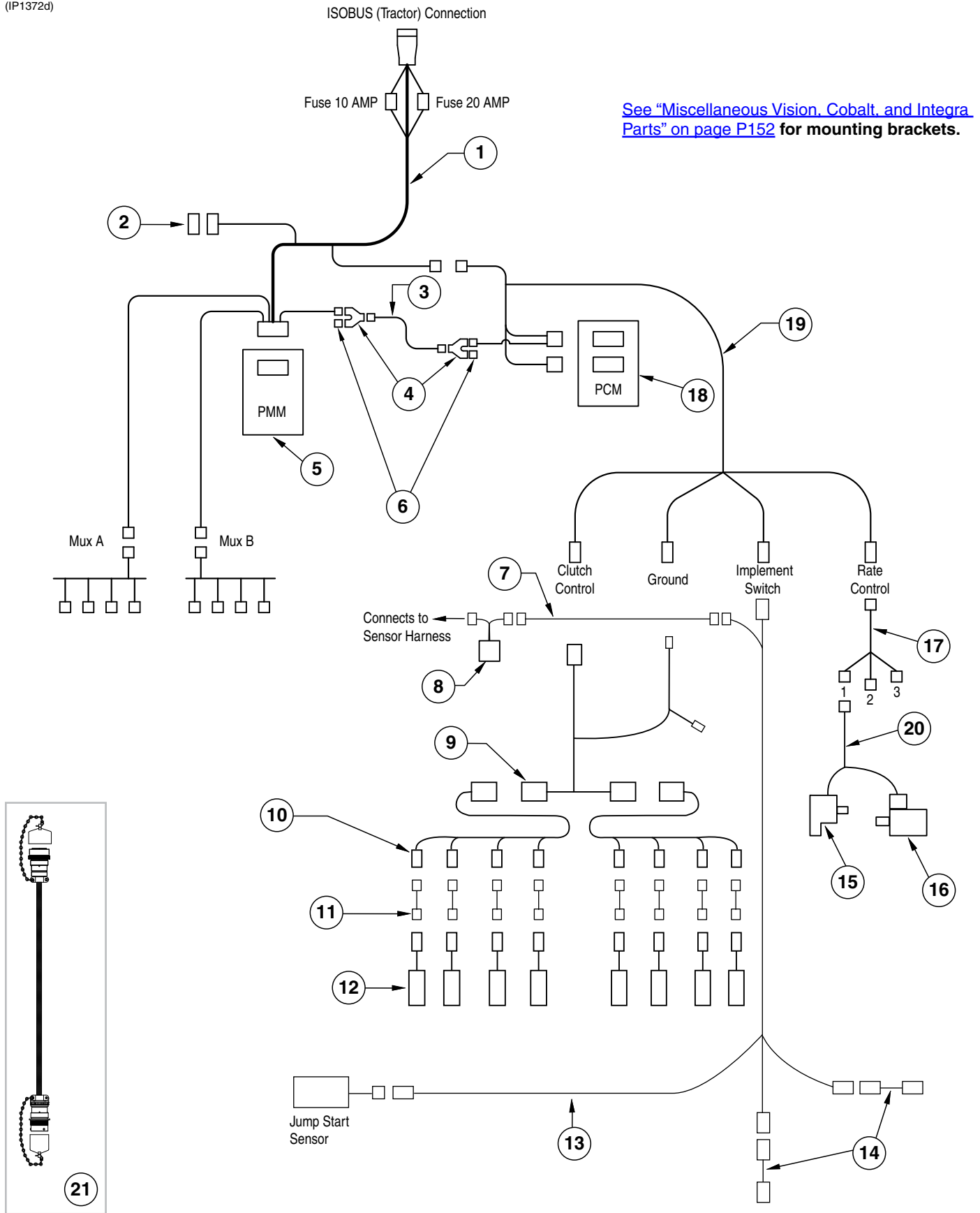
(CO1e)



[See "Miscellaneous Vision, Cobalt, and Integra Parts" on page P152 for mounting brackets.](#)

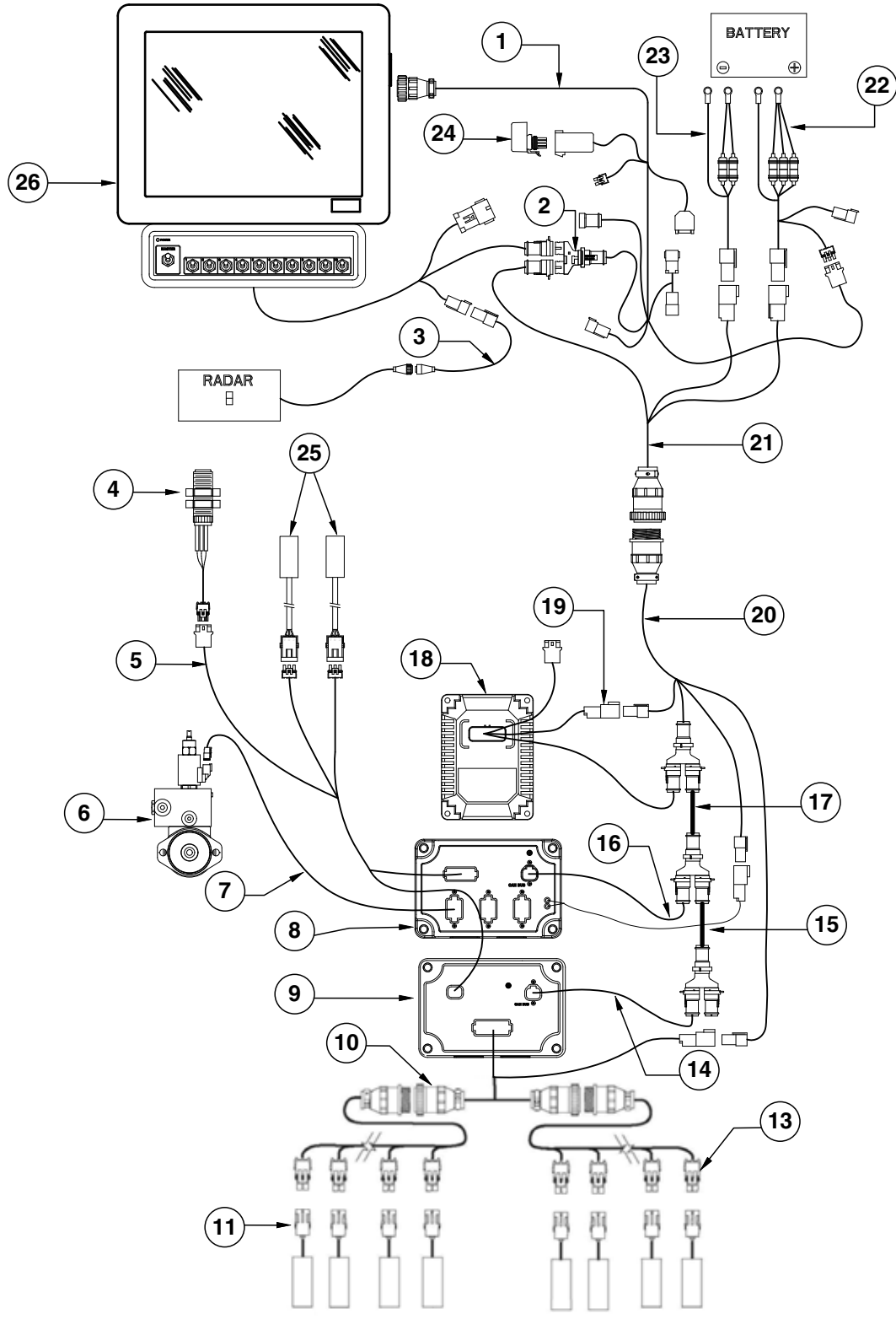
ITEM	PART NO.	QTY.	DESCRIPTION
1	GA13554	1	Cobalt Display
2	GA12564	1	Seed Rate Control Module
3	GA12551	1	Display Cable
4	GA12562	1	Power Cable
5	GA12540	1	Power Control Relay
6	GA12598	1	Seed Rate Power Cable
7	GA12596	1	Radar Adapter Cable
8	GA12537	1	Clutch Control Module
9	GA12555	1	Implement Cable (12 Row)
	GA17544	-	Implement Cable (16 Row)
10	GA13530	1	Clutch Control Cable
11	GA12558	1	Can Stub Cable, 8"
12	GA12559	1	Can Extension, 5"
13	GA16828	1	Implement Switch Extension Cable
14	GA12565	1	Encoder Module
15	GA12538	-	Planter Monitor Module
16	---	-	See "Planter Monitor Module (PMM)" on page P154
17	GA13204	1	Hall Effect Sensor
18	---	-	See "Parallel Arms, Mounting Support Plate, and Quick Adjustable Down Force Springs" on page P7
19	---	-	See "Clutch Valve Assemblies" on page P111
20	---	-	See "Parallel Arms, Mounting Support Plate, and Pneumatic Down Pressure Package" on page P3
21	GD18176	-	Y-Splice Connector
22	GD18177	-	Terminator
23	GA13533	1	Seed Rate Cable (L.H.)
24	GA13532	1	Seed Rate Cable (R.H.)
25	---	-	See "Hydraulic Motor" on page P132

(IP1372d)



ITEM	PART NO.	QTY.	DESCRIPTION
1	GA15907	1	ISOBUS Implement Cable, 540", 16 Row
2	GD22968	1	Terminatin Bias Circuit
3	GA15883	1	CAN Jumper Cable
4	GD22975	1	Y-Splitter, 2-Way
5	GA15290	1	ISOBUS Planter Monitor Module
6	GD22974	1	Terminating Resistor, 2-Way DTM
7	GA16343	1	Jump Start Cable
8	GA12812	1	Hall Effect Adapter
9	GA16386	1	Section Adapter Cable, 24 Row (2 Row)
10	GA17010	1	R.H. Clutch Cable, 24 Row
	GA17011	-	L.H. Clutch Cable, 24 Row
11	GA17200	-	Adapter Clutch HS Driver Cable
12	GA16374	-	See "Ag Leader Electric Clutch" on page P9
13	GA16828		Implement Switch Extension Cable
14	GA16829	-	See "Parallel Arms, Mounting Support Plate, and Quick Adjustable Down Force Springs" on page P7
15	GA12565	1	Encoder Module
16	---	-	See "Hydraulic Motor" on page P132
17	GA15884	1	Rate Control Cable
18	GA15288	1	Product Control Module
19	GA15882	1	Product Control Module Cable
20	GA13532	1	R.H. Seed Rate Cable
	GA13533	-	L.H. Seed Rate Cable
21	GA16350	-	ISOBUS Extension Cable

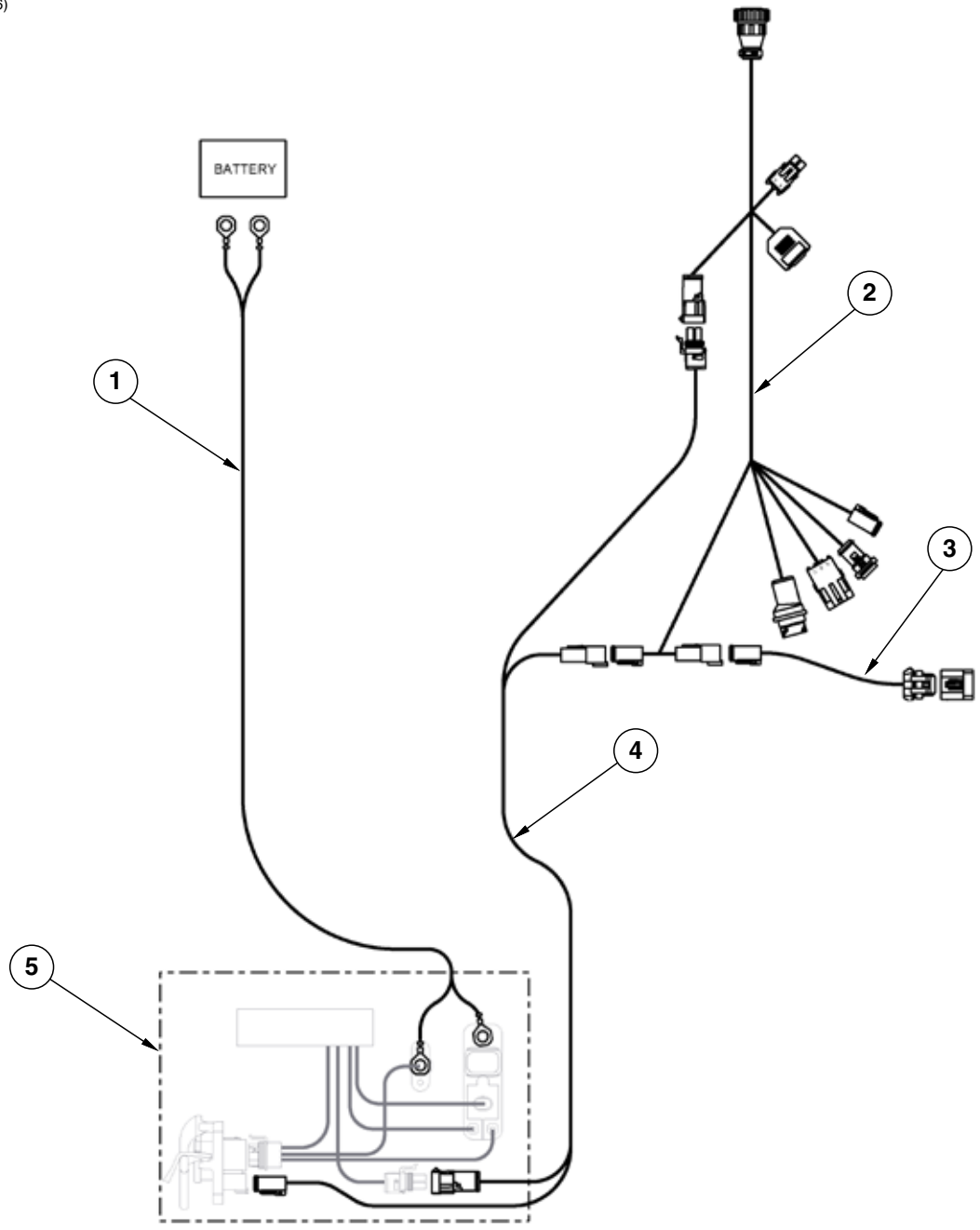
(TP1098c)



[See "Miscellaneous Vision, Cobalt, and Integra Parts" on page P152 for mounting brackets.](#)

ITEM	PART NO.	QTY.	DESCRIPTION
1	GA16831 GA12551	1 -	ISOBUS Integra Display Cable Cobalt Display Cable
2	GD18176	1	Y-Splice Connector
3	GA12596	1	Radar Adapter Cable
4	---		Hall Effect Sensor
5	GA16828	-	Implement Switch Extension Cable
6	---	-	See "Hydraulic Motor" on page P132
7	GA13532 GA13533	1	R.H. Seed Rate Cable L.H. Seed Rate Cable
8	GA12564	1	Seed Rate Control Module
9	GA12537	1	Clutch Control Module
10	GA16386	1	Section Adapter Cable, 24 Row (2 Row)
11	GA16374	-	See "Ag Leader Electric Clutch" on page P9
12	---	-	---
13	GA17010 GA17011	1	R.H. Clutch Cable, 24 Row L.H. Clutch Cable, 24 Row
14	GA12558	1	Can Stub Cable, 8"
15	GA12559	1	Can Extension Cable, 5"
16	GA12566	1	Cab Stub Cable, 6" (Hydraulic Drive)
17	GA12567	1	Can Extension Cable, 4" (Hydraulic Drive)
18	GA16351	1	Planter Monitor Module
19	GA12557	1	PMM Cable
20	GA17544	1	Implement Cable
21	GA14450	1	CAN Adapter Cable
22	GA14452 GA12562	1 -	Integra Power Cable Cobalt Power Cable
23	GA12598	1	Seed Rate Power Cable
24	GA12540	1	Power Control Relay
25	GA16829	-	See "Parallel Arms, Mounting Support Plate, and Quick Adjustable Down Force Springs" on page P7
26	*GA14447 *GA13554	- -	Integra Loaner Display (Display Only) (Shown) Cobalt Display

(TP1106)

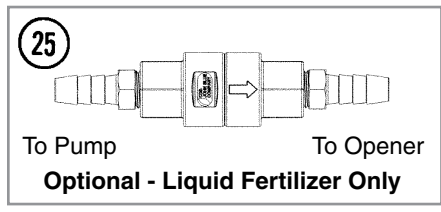
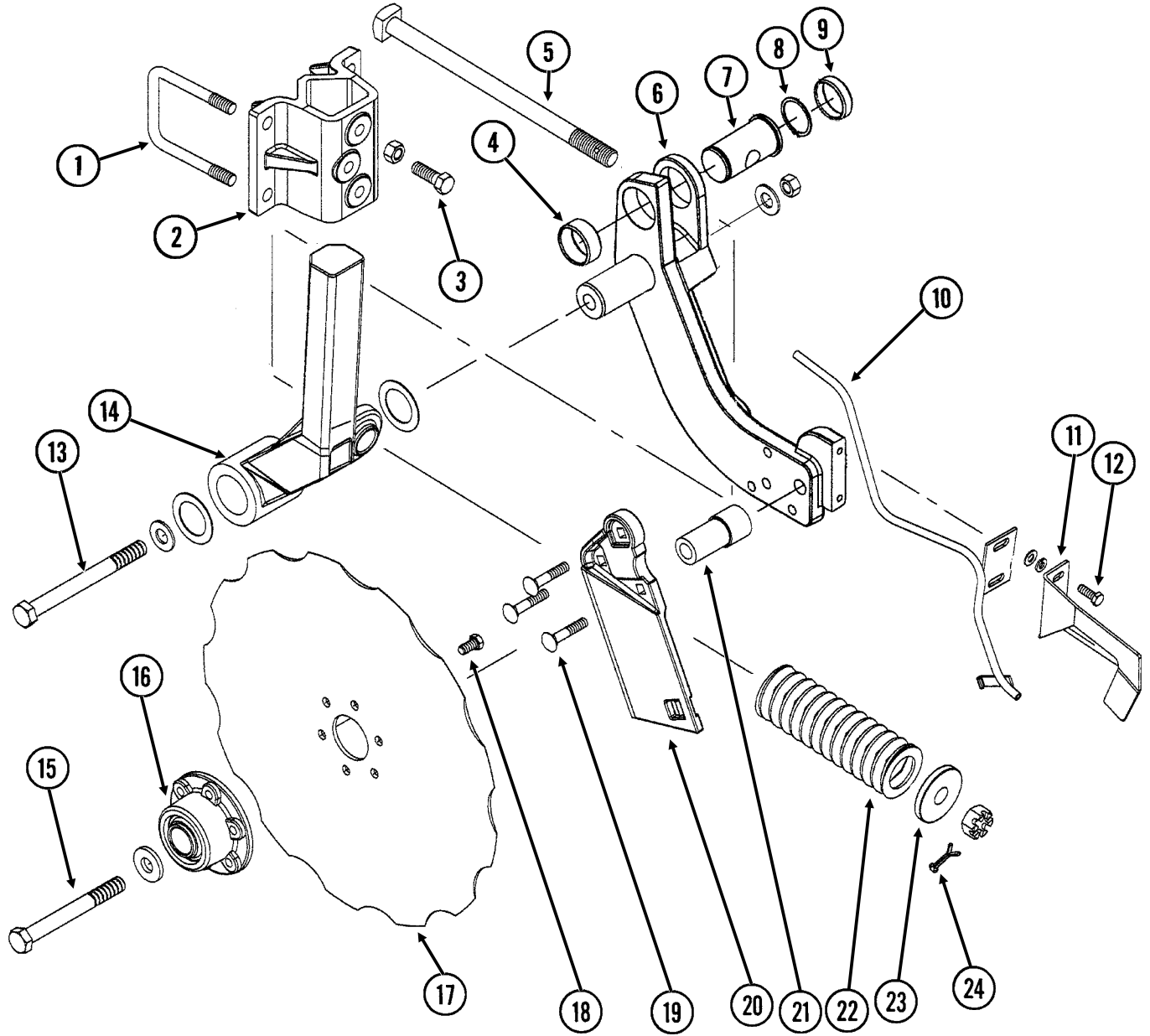


ITEM	PART NO.	QTY.	DESCRIPTION
1	GA16834	1	Battery Cable
2	GA16374	-	See "ISOBUS Electric Clutch Package" on page P161 See "Ag Leader Electric Clutch Package" on page P163
3	GA16355	1	Terminator Cable
4	GA16832	1	ISO Integra Extension Cable
5	GA16833	1	ISO Connector

This page left blank intentionally.

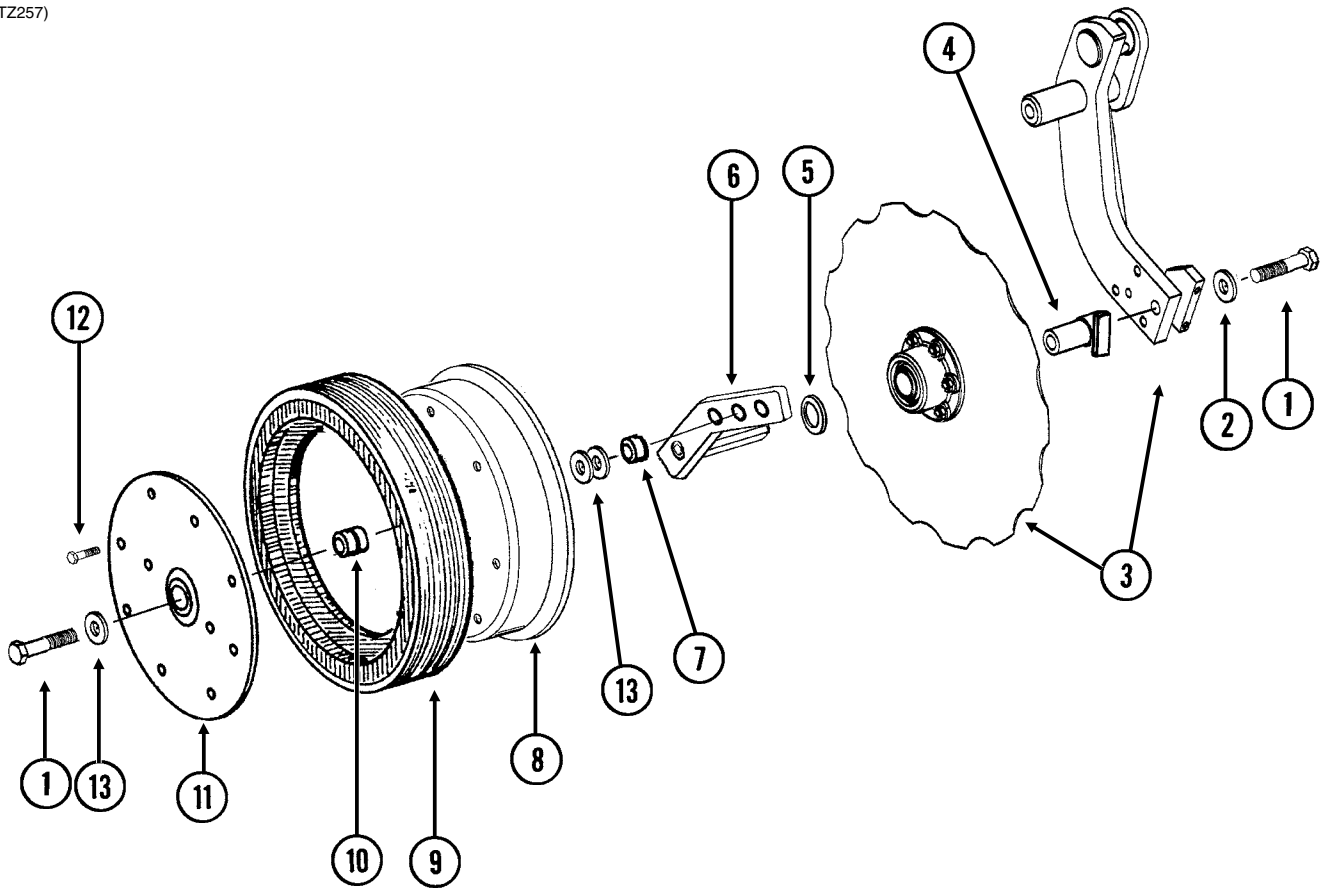
(A10216f)

NOTE: R.H. and L.H. is determined by which side of blade it is on in the direction of travel.



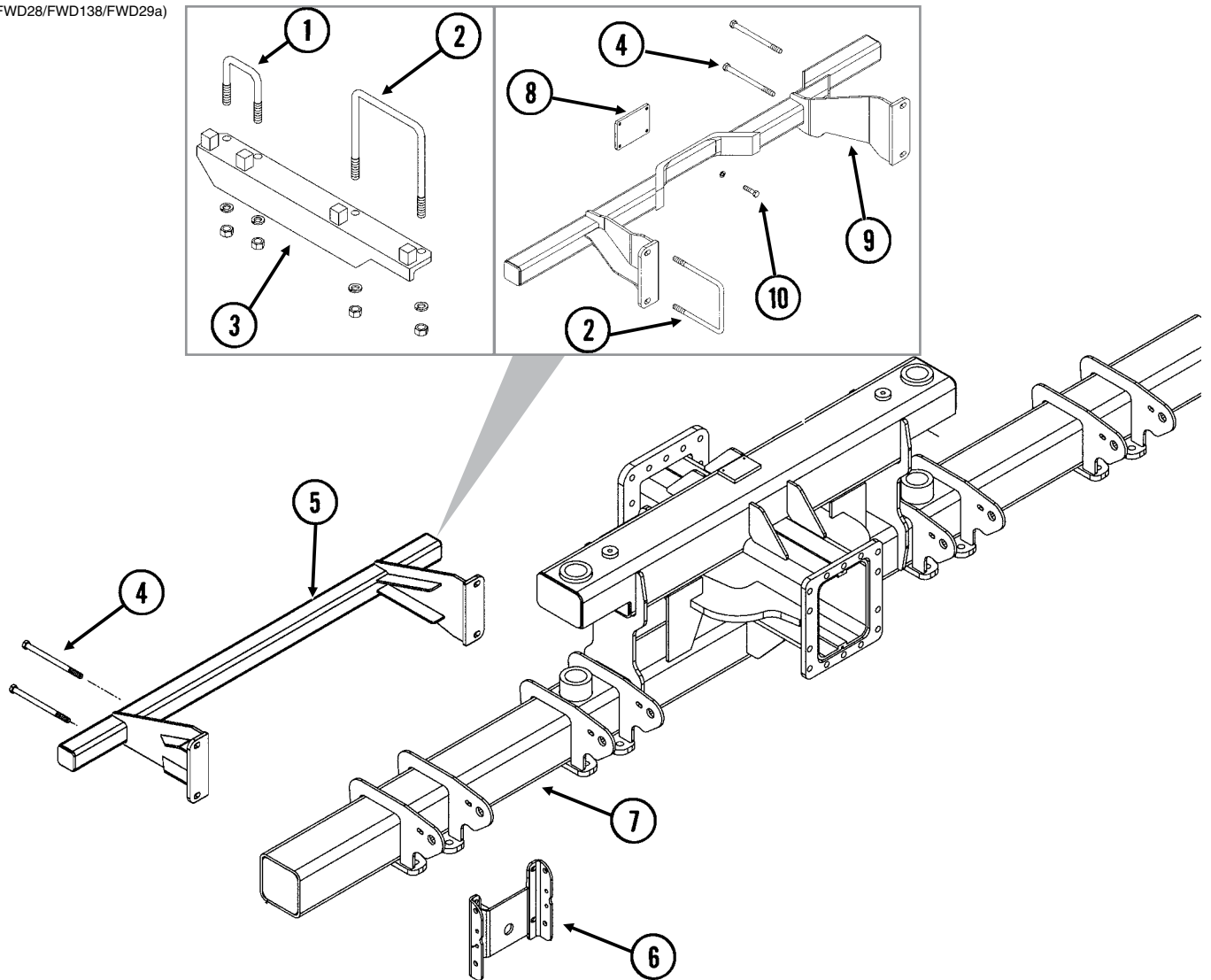
ITEM	PART NO.	QTY. (Per Assy.)	DESCRIPTION
1	GD17006	2	U-Bolt, 3" x 3" x 1/2"-13
	G10228	4	Lock Washer, 1/2"
	G10102	4	Hex Nut, 1/2"-13
2	GB0399	1	Mount, L.H.
	GB0404	-	Mount, R.H. (Shown)
3	G10017	3	Hex Head Cap Screw, 1/2"-13 x 1 1/2"
	G10102	3	Hex Nut, 1/2"-13
4	GD14672	1	Spring Bushing, 3/4"
5	GD15226	1	Special Bolt, 3/4"-10 x 12"
	G11116	1	Slotted Hex Nut, 3/4"-10
6	GA10704	1	Pivot Arm W/Shaft, R.H. (Shown)
	GA10705	-	Pivot Arm W/Shaft, L.H.
	GD14651	-	Shaft
7	GD14649	-	Pin
8	G10283	1	External Retaining Ring, 1 1/2"
9	GD14673	1	Spring Bushing, 1/2"
10	GA11760	1	Drop Tube, R.H., Liquid Fertilizer (Shown)
	GA11759	-	Drop Tube, L.H., Liquid Fertilizer
11	GD11558	-	Scraper, R.H. (Shown)
	GD11557	1	Scraper, L.H.
12	G10991	2	Hex Head Cap Screw, 5/16"-18 x 7/8"
	G10232	2	Lock Washer, 5/16"
	G11386	2	Flat Washer, 5/16" SAE
13	G10012	1	Hex Head Cap Screw, 5/8"-11 x 6 1/2"
	G10450	2	Machine Bushing, 1 1/2", 18 Gauge
	G10217	2	Washer, 5/8" USS
	G10107	1	Lock Nut, 5/8"-11
14	GA10646	1	Arm Mount W/Grease Fitting, Bushing And Seal, R.H. (Shown)
	GA10647	-	Arm Mount W/Grease Fitting, Bushing And Seal, L.H.
	G10640	-	Grease Fitting, 1/4"-28
	GD15600	-	Bushing
	GD15568	-	Seal
15	G10011	1	Hex Head Cap Screw, 5/8"-11 x 5 1/2"
	GD12677	1	Washer, 1 1/2" O.D., 7 Gauge, Hardened
	G10107	1	Lock Nut, 5/8"-11
16	GA9437	1	Hub W/Bearing
	GA8603	-	Bearing, Double Row
17	GD12676	1	Disc Blade, Notched, 16 3/4"
18	G10002	6	Hex Head Cap Screw, 3/8"-16 x 3/4"
19	G10306	3	Carriage Bolt, 3/8"-16 x 2"
	G10108	3	Lock Nut, 3/8"-16
20	GB0322	-	Knife, R.H. (Shown)
	GB0323	1	Knife, L.H.
21	GD12679	1	Stepped Spacer, 3" Long
22	GD12817	1	Compression Spring
23	GB0213	1	Spring Seat
24	G10462	1	Cotter Pin, 3/16" x 2"
25	GA15416	1	Check Valve Assembly
	GA15415	1	Check Valve
	G11436	2	Hose Barb, 1/4" Male NPT To 3/8" Barb

(FRTZ257)



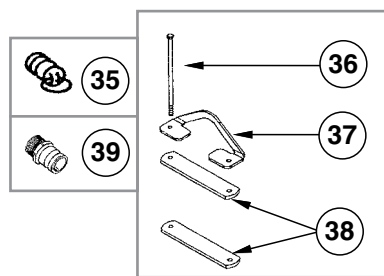
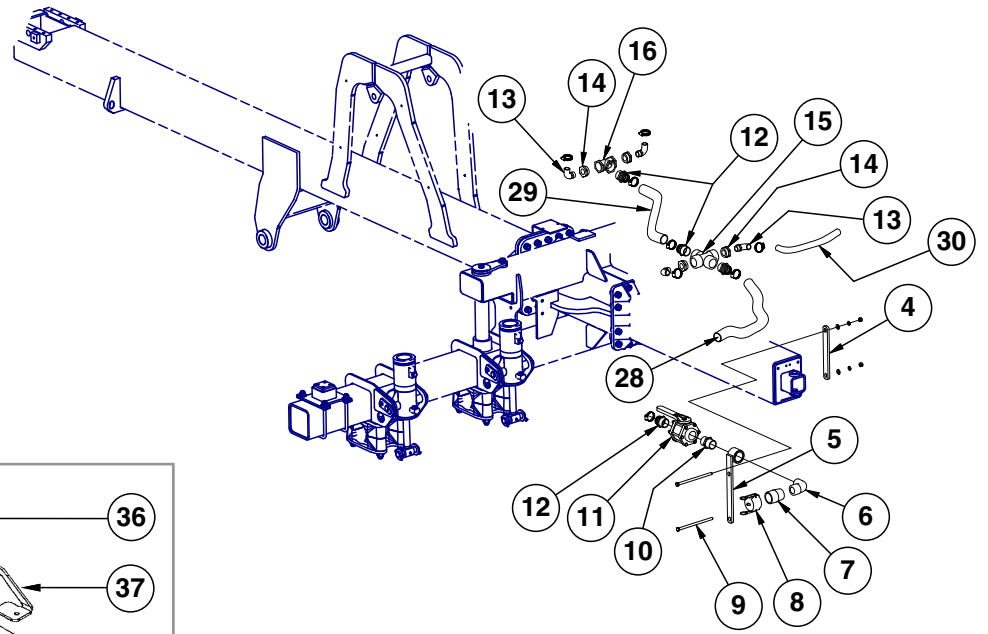
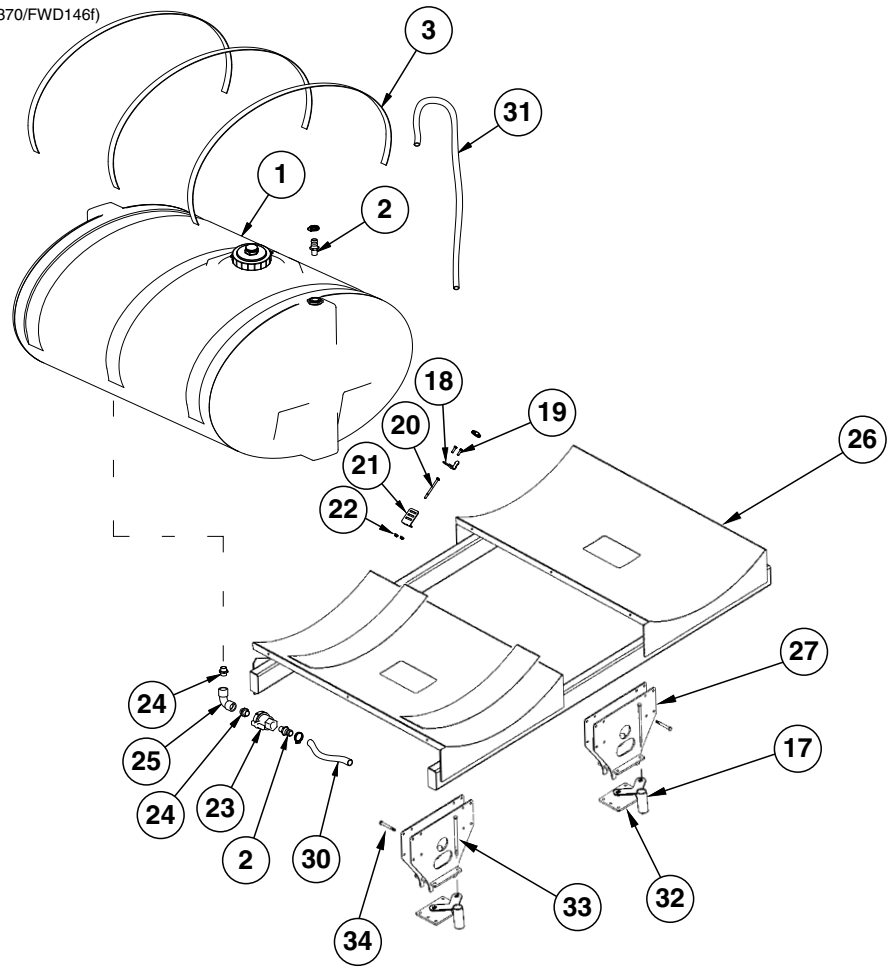
ITEM	PART NO.	QTY. (Per Assy.)	DESCRIPTION
1	G10010	2	Hex Head Cap Screw, 5/8"-11 x 3"
2	G11391	1	Flat Washer, 5/8" SAE
3	---	-	See "Notched Single Disc Fertilizer Opener" on page P167
4	GA9472	1	Blade Mount
5	G10233	1	Machine Bushing, 1 1/2" x 1/32", 10 Gauge
6	GA10037	1	Wheel Mount, L.H. (Shown)
	GA10036	1	Wheel Mount, R.H.
7	GD13309	1	Spacer
8	GD11423	1	Half Wheel
9	GD11953	1	Offset Tire
10	GA6171	1	Bearing
11	GD11954	1	Half Wheel Cover, Nylon
12	G10961	11	Flanged Whiz-Lock Screw, 5/16"-18 x 3/4", No Serration
	G10620	11	Serrated Flange Nut, 5/16"-18
13	G10204	-	Special Machine Bushing, 5/8" x 1" O.D. (As Required)
A	GA8877	-	Gauge Wheel Complete (Items 8-12)

(FWD28/FWD138/FWD29a)



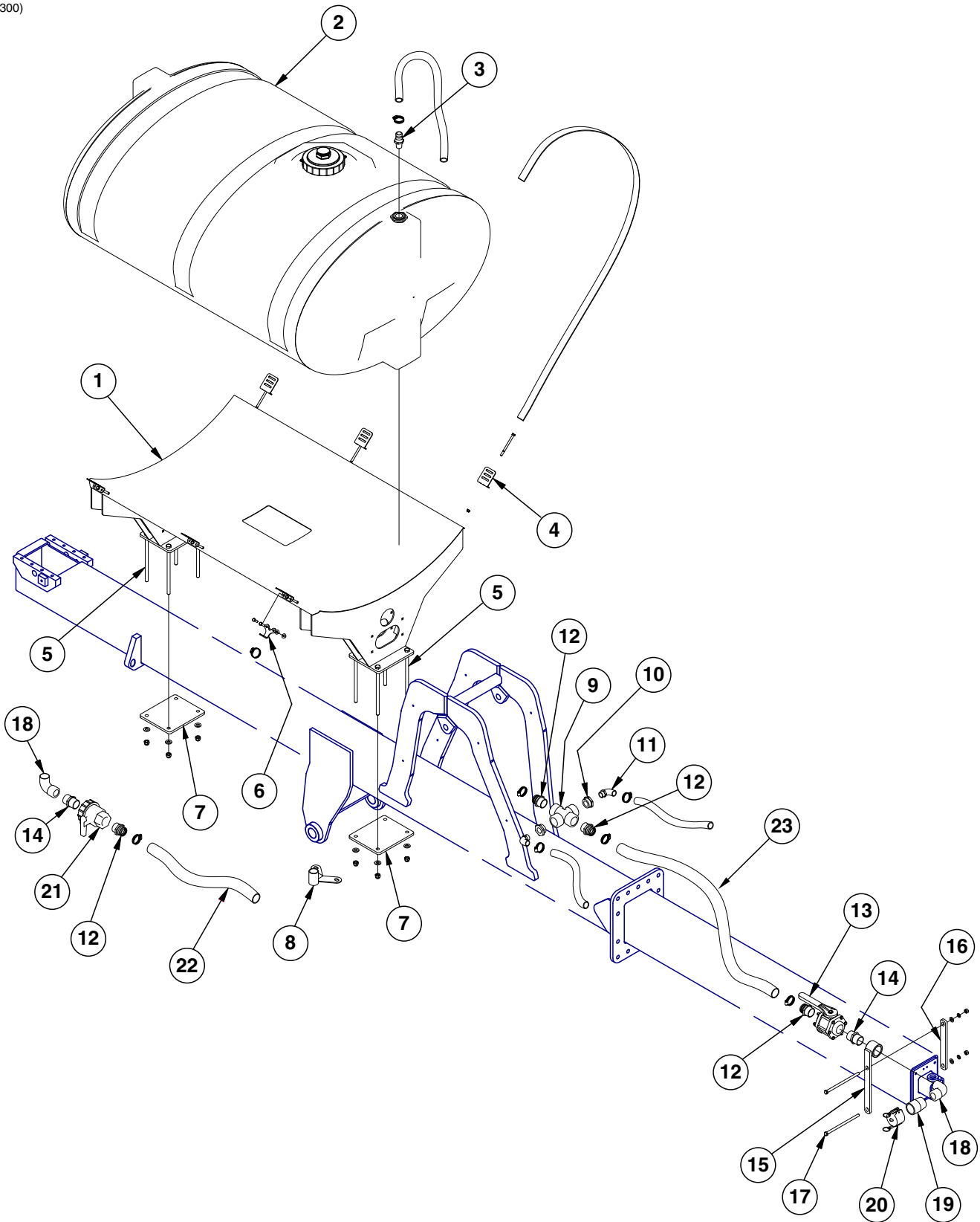
ITEM	PART NO.	QTY.	DESCRIPTION
1	GD14671	-	U-Bolt, 3" x 3" x 5/8"-11
	G10230	-	Lock Washer, 5/8"
	G10104	-	Hex Nut, 5/8"-11
2	GD17039	-	U-Bolt, 7" x 7" x 5/8"-11
	G10230	-	Lock Washer, 5/8"
	G10104	-	Hex Nut, 5/8"-11
3	GB0365	-	Brace, L.H. (Shown)
	GB0370	-	Brace, R.H.
4	G10177	-	Hex Head Cap Screw, 5/8"-11 x 9 1/2"
	G10230	-	Lock Washer, 5/8"
	G10104	-	Hex Nut, 5/8"-11
5	GA10923	2	Mount
6	---	-	See "Parallel Arms, Mounting Support Plate, and Pneumatic Down Pressure Package" on page P3
7	---	-	See "Center Toolbar/Rear H-Frame Assembly" on page P89
8	GD17973	2	Tap Block
9	GA12487	1	Opener Mount, L.H. (Shown)
	GA12488	-	Opener Mount, R.H.
10	G10016	8	Hex Head Cap Screw, 1/2"-13 x 2"
	G10228	8	Lock Washer, 1/2"

(IP1370/FWD146f)



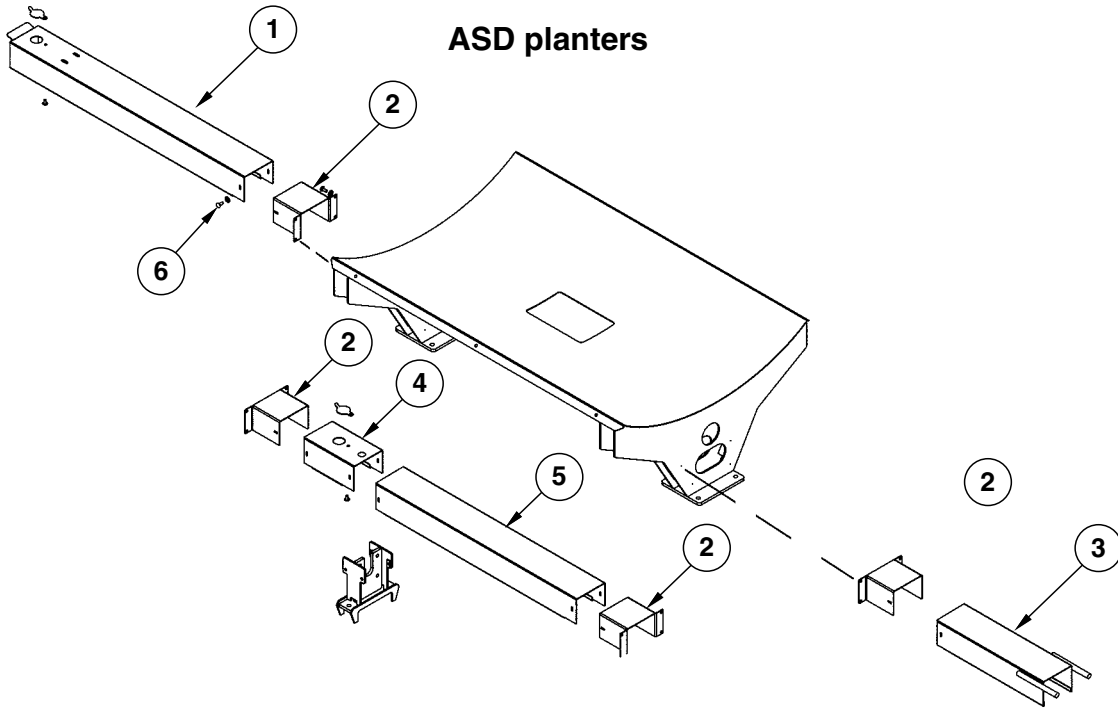
ITEM	PART NO.	QTY.	DESCRIPTION
1	GA14107	2	Tank W/Lid and Fittings, 500 Gallon
	GA16428	-	Lid/Fillwell, 8" W/Vacuum Breaker
	GA16157	-	Vacuum Breaker
	GR1708	-	3/4" Bulkhead Fitting Assembly (Overflow Fitting, Nut, Bushing and O-Ring) (Top and Bottom Of Tank)
	GR1739	-	2" Bulkhead Fitting Assembly (Nut, Bushing And O-Ring) (Bottom Of Tank)
	GR1686	-	Lanyard, 12 1/2" (Top Of Tank)
	G10096	2	Pipe Plug, 3/4" NPT
2	G10626	4	Adapter, 1 1/4" NPT To Barb
	G10674	4	Hose Clamp, No. 24
3	GD15605	6	Band (3 Per Tank)
4	GD15703	1	Bracket, 1 1/2" x 12 1/2"
	G10102	2	Hex Nut, 1/2"-13
	G10228	2	Lock Washer, 1/2"
	G11389	2	Flat Washer, 1/2" SAE
5	GA10509	1	Straight Mount, Quick Fill, 14 19/32"
6	G10287	1	Elbow, 90°, 2" Male NPT To Female
7	GD3623	1	Adapter, 2" Male NPT To Cam Lock
8	GD3951	1	Dust Cap, 2" Cam Lock
9	G10148	2	Hex Head Cap Screw, 1/2"-13 x 9 1/2"
10	G10623	1	Close Nipple, 2" NPT
11	GA2660	1	Shutoff Valve, 2" NPT
12	G10628	3	Adapter, 2" NPT To Barb
12	G10676	3	Hose Clamp, No. 36, Stainless Steel
13	G10629	4	Elbow, 90°, 1 1/4" NPT To Barb
14	G10616	4	Reducing Bushing, 2" Male NPT To 1 1/4" Female
	G10674	4	Hose Clamp, No. 24
15	G11323	1	2" Female NPT Cross
16	G10888	1	Tee, 2" Female NPT
17	GA14139	2	Hose Guide
18	GD20111	2	Hose Bracket
	G10674	2	Hose Clamp, No. 24
19	G10004	4	Hex Head Cap Screw, 3/8"-16 x 1 1/4"
20	G10485	12	Hex Head Tap Bolt, 3/8"-16 x 5" (6 Per Tank)
	G10901	12	Lock Nut W/ Nylon Insert, 3/8"-16 (6 Per Tank)
21	GD11123	12	Anchor (Sub GA8114)
22	G11091	4	Serrated Flange Nut, 3/8"-16
23	GA4976	2	Shutoff Valve, 1 1/4" NPT
	GR1015	-	Body O-Ring
	GR1016	-	Stem O-Ring
	GR1017	-	Teflon Seat
	GR1018	-	Ball
	GR1019	-	Handle
24	G10619	4	Close Nipple, 1 1/4" NPT
25	G10897	2	Elbow, 90°, 1 1/4" Female NPT
26	GA10356	1	Tank Mount
	GD1862	2	Pad, 8" x 14'
27	GA12503	2	Mounting Bracket
28	G4206-01	1	Hose, 2" x 18'
29	G4201-02	2	Hose, 2" x 12'
30	G4200-05	2	Hose, 1 1/4" x 50'
31	G4602-02	1	Hose, 1 1/4" x 22'
32	GD17995	2	Plate, 7 3/4" x 10 1/2"
33	G11122	12	Hex Head Cap Screw, 5/8"-11 x 12"
	G11391	12	Flat Washer, 5/8" SAE
	G10107	12	Lock Nut, 5/8"-11
34	G10046	12	Hex Head Cap Screw, 5/8"-11 x 5"
	G11391	12	Flat Washer, 5/8" SAE
	G10107	12	Lock Nut, 5/8"-11
35	GD10777	2	Dust Plug, 2" Male Cam Lock
36	G11193	8	Hex Head Cap Screw, 3/8"-16 x 9 1/2"
	G10108	8	Lock Nut, 3/8"-16
37	GD16479	4	Mount
38	GD16478	4	Bracket
39	GD3622	1	Adapter, 2" Female NPT To Cam Lock

(IP1300)

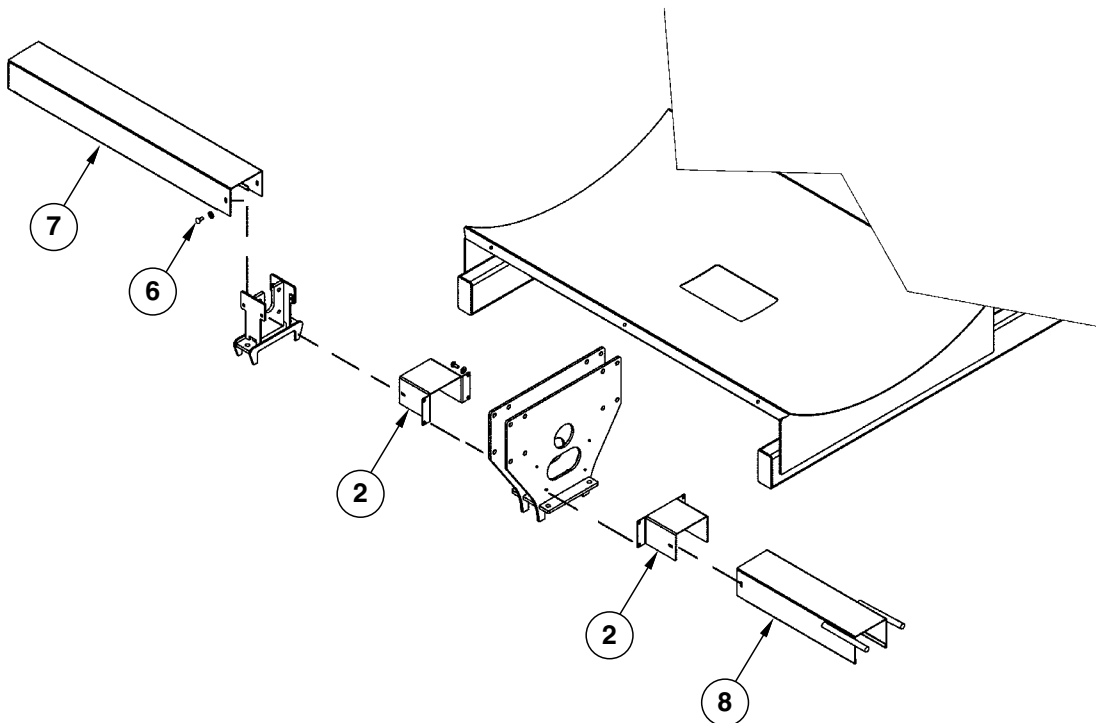


ITEM	PART NO.	QTY.	DESCRIPTION
1	GA12520	1	Tank Mount
	GD1862	1	Pad, 8" x 14' (For Two 30" Tanks)
2	GA14107	1	Tank W/Lid And Fittings, 500 Gallon
	GA16428	-	Lid/Fillwell, 8" W/Vacuum Breaker
	GA16157	-	Vacuum Breaker
	GR1708	-	¾" Bulkhead Fitting Assembly (Overflow Fitting, Nut, Bushing And O-Ring) (Top And Bottom Of Tank)
	GR1739	-	2" Bulkhead Fitting Assembly (Nut, Bushing And O-Ring) (Bottom Of Tank)
	GR1686	1	Lanyard, 12½" (Top Of Tank)
3	G10096	-	Pipe Plug, ¾" NPT
	G10626	1	Adapter, 1¼" NPT To Barb
	G10674	1	Hose Clamp, No. 24
4	G4602-03	1	Black Helix Hose, 1¼" x 11'
	GD11123	6	Anchor (Sub GA8114)
	GD15605	3	Band (3 Per Tank)
5	G10485	6	Hex Head Tap Bolt, ⅜"-16 x 5" (6 Per Tank)
	G10901	6	Lock Nut W/ Nylon Insert, ⅜"-16 (6 Per Tank)
	G11122	8	Hex Head Cap Screw, ⅝"-11 x 12"
6	GD20111	1	Hose Bracket
	G10004	2	Hex Head Cap Screw, ⅜"-16 x 1¼"
	G11091	2	Serrated Flange Nut, ⅜"-16
	G10674	1	Hose Clamp, No. 24
7	GD17992	2	Plate
	G11391	8	Flat Washer, ⅝" SAE
	G10107	8	Lock Nut, ⅝"-11
8	GA14139	1	Hose Guide
9	G11323	1	2" Female NPT Cross
10	G10616	2	Reducing Bushing, 2" Male NPT To 1¼" Female
11	G10629	2	Elbow, 90°, 1¼" NPT To Barb
	G4200-05	1	Hose, 1¼" x 50'
	G10674	2	Hose Clamp, No. 24
12	G10628	4	Adapter, 2" NPT To Barb
	G10676	4	Hose Clamp, No. 36, Stainless Steel
13	GA2660	1	Shutoff Valve, 2" NPT
14	G10623	2	Close Nipple, 2" NPT
15	GA10509	1	Straight Mount, Quick Fill, 14 19/32"
16	GD15703	1	Bracket, 1½" x 12½"
17	G10148	2	Hex Head Cap Screw, ½"-13 x 9½"
	G11389	2	Flat Washer, ½" SAE
	G10228	2	Lock Washer, ½"
	G10102	2	Hex Nut, ½"-13
18	G10287	2	Elbow, 90°, 2" Male NPT To Female
19	GD3623	1	Adapter, 2" Male NPT To Cam Lock
20	GD3951	1	Dust Cap, 2" Cam Lock
21	GA11399	1	Shutoff Valve, 2" NPT
	GR1769	1	Handle
	GR1768	1	Ball
	GR1017	2	Teflon Seat
	GR1767	2	Stem O-Ring
	GR1766	1	Body O-Ring
22	G4201-02	1	Hose, 2" x 12'
23	G4201-03	1	Hose, 2" x 18'

(FWD170a/FWD171)

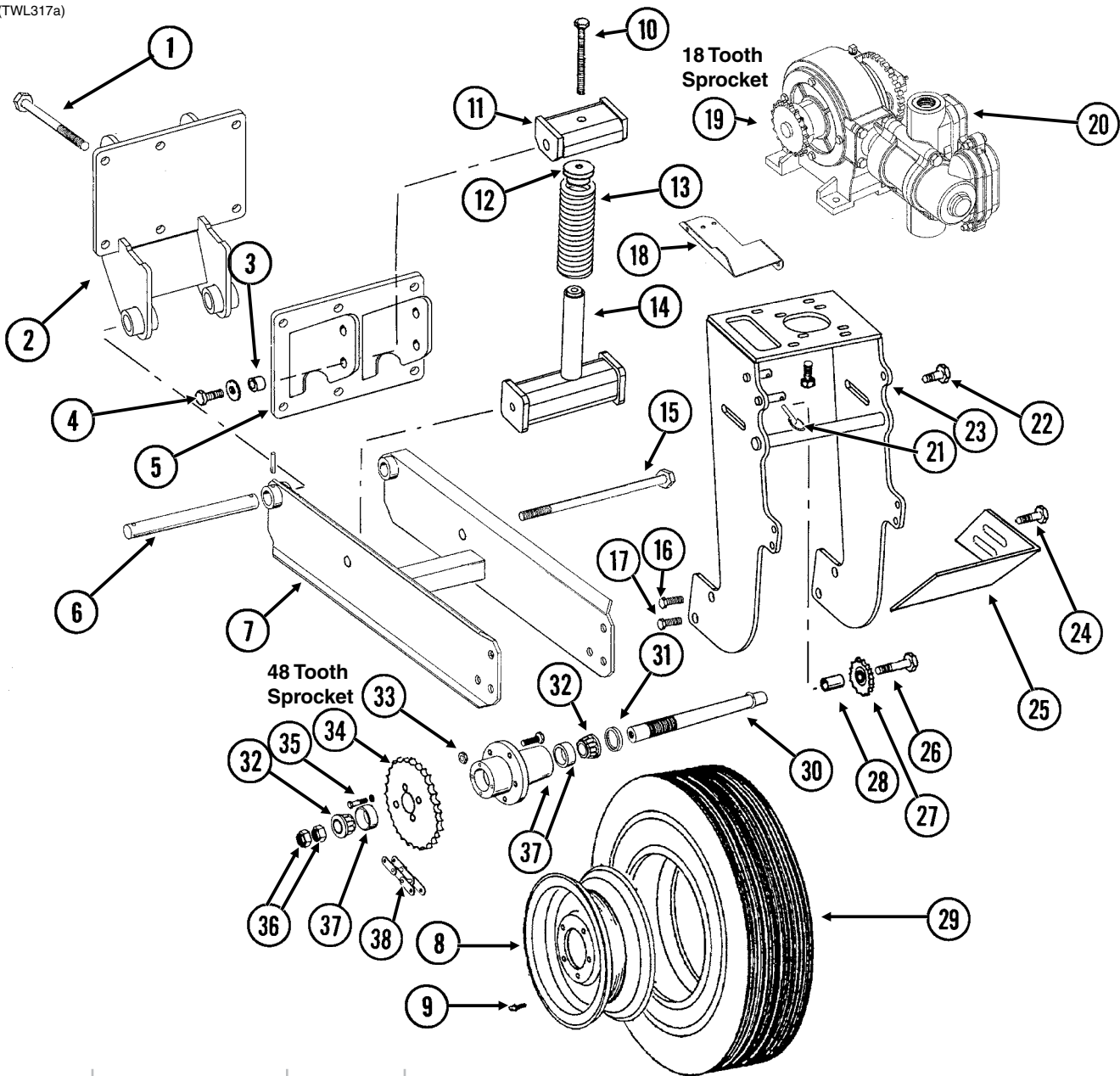


Conventional planters



ITEM	PART NO.	QTY.	DESCRIPTION
1	GD19180	1	PTO Shield, 54½"
2	GD19187	-	PTO Flange Shield, 16"
3	GA13469	1	PTO Shield, 20¼"
4	GD19181	1	PTO Shield, 14¾"
5	GD19182	1	PTO Shield, 35½"
6	G10305	-	Carriage Bolt, ¾"-16 x 1"
	G11091	-	Serrated Flange Nut, ¾"-16
7	GD19184	1	PTO Shield
8	GA13470	1	PTO Shield

(TWL317a)

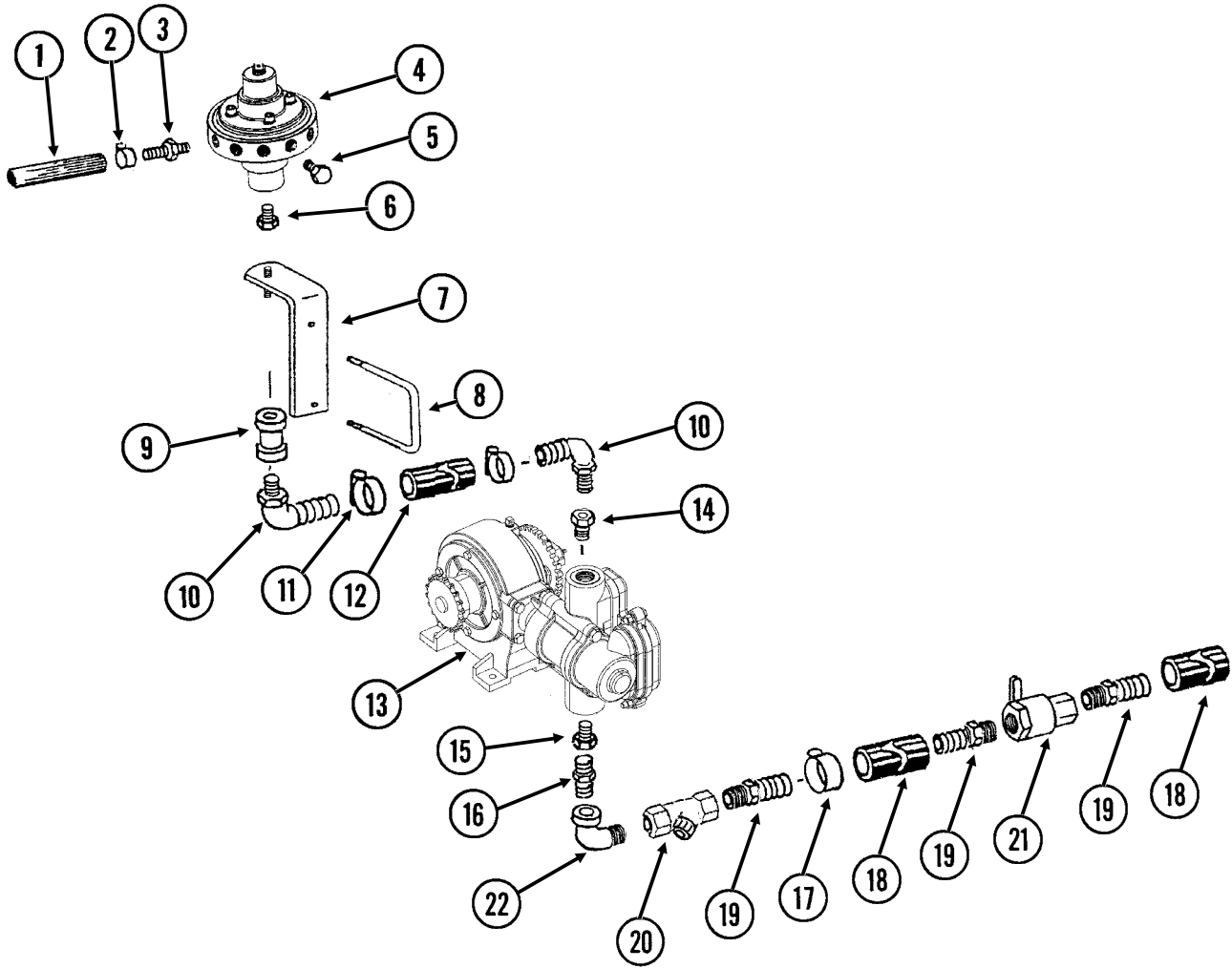


ITEM	PART NO.	QTY.	DESCRIPTION
1	G10152	6	Hex Head Cap Screw, 5/8"-11 x 9"
	G10230	6	Lock Washer, 5/8"
	G10104	6	Hex Nut, 5/8"-11
2	GA10355	1	Wheel Arm Mount
3	GB0218	2	Bushing, 2 ¹ / ₃₂ " I.D. x 7/8" O.D. x 1 ¹⁹ / ₃₂ " Long
4	G10005	2	Hex Head Cap Screw, 5/8"-11 x 1 3/4"
	G11391	2	Flat Washer, 5/8" SAE
	G10107	2	Lock Nut, 5/8"-11
5	GA9712	1	Spring Mount
6	GD2681	1	Pin, 1 1/4" x 13 1/2"
	G10460	2	Cotter Pin, 1/4" x 2"
7	GA10621	1	Arm W/Grease Fittings
	G10641	2	Grease Fitting, 1/8" NPT
8	GA0241	1	Wheel, 5" x 15"

ITEM	PART NO.	QTY.	DESCRIPTION
9	GD1166	1	Valve Stem
10	G10012	1	Hex Head Cap Screw, 5/8"-11 x 6 1/2"
	G11391	1	Flat Washer, 5/8" SAE
11	GA10908	1	Spring Mount
12	GB0196	1	Washer
13	GD7831	1	Compression Spring
14	GA10907	1	Spring Guide
15	G11122	1	Hex Head Cap Screw, 5/8"-11 x 12"
	G10107	1	Lock Nut, 5/8"-11
16	G10026	2	Hex Head Cap Screw, 3/4"-10 x 2"
	G10231	2	Lock Washer, 3/4"
17	G11042	2	Hex Head Cap Screw, 3/4"-10 x 1 3/4"
	G10231	2	Lock Washer, 3/4"
	G10105	2	Hex Nut, 3/4"-10
18	GD13744	1	Hose Holder
19	GR1146	1	Sprocket, 18 Tooth
20	---	-	See "Liquid Fertilizer Piston Pump (Uses 18 Tooth Sprocket)" on page P181
21	GD2558	1	Lynch Pin, 1/4"
22	G10007	2	Hex Head Cap Screw, 5/8"-11 x 1 1/2"
	G11391	2	Flat Washer, 5/8" SAE
	G10230	2	Lock Washer, 5/8"
	G10104	2	Hex Nut, 5/8"-11
23	GA10894	1	Pump Mount
24	G10017	2	Hex Head Cap Screw, 1/2"-13 x 1 1/2"
	G11389	2	Flat Washer, 1/2" SAE
	G10228	2	Lock Washer, 1/2"
	G10102	2	Hex Nut, 1/2"-13
25	GD13328	1	Scraper
26	G10013	1	Hex Head Cap Screw, 5/8"-11 x 3 1/2"
	G11391	1	Flat Washer, 5/8" SAE
	G10230	1	Lock Washer, 5/8"
	G10104	1	Hex Nut, 5/8"-11
27	GA0262	1	Idler Sprocket W/Bearing, 15 Tooth
28	GD7817-05	1	Spacer, 1 1/16" I.D. x 1 1/4" Long
29	GD0844	1	Tire, 7.60" x 15", 8 Ply (Specify Brand*)
30	GA2559	1	Spindle
31	GA0252	2	Seal
32	GA0251	2	Bearing
33	GR0267	5	Lug Nut, 1/2"-20
34	G2500-84	1	Sprocket, 48 Tooth
35	G10019	4	Hex Head Cap Screw, 5/16"-18 x 1"
	G10232	4	Lock Washer, 5/16"
36	GD0831	2	Shoulder Nut, 1 1/4"-12 UNF-2A
37	GA0547	1	Hub W/Cups And Studs, 5 Bolt
	GR0190	2	Cup
	GR0204	5	Stud
38	G3200-63	1	Chain, No. 2050, 63 Pitch Including Connector Link
	GR0195	1	Connector Link, No. 2050
	GR0200	1	Offset Link, No. 2050

*Specific brand requests will be supplied only as available from current Kinze Repair Parts stock. If a specific brand requested is not in stock, the brand available will be supplied. Different brand tires may have different diameters. Change in tire brand may affect rates. Field checks are recommended after any change in tires.

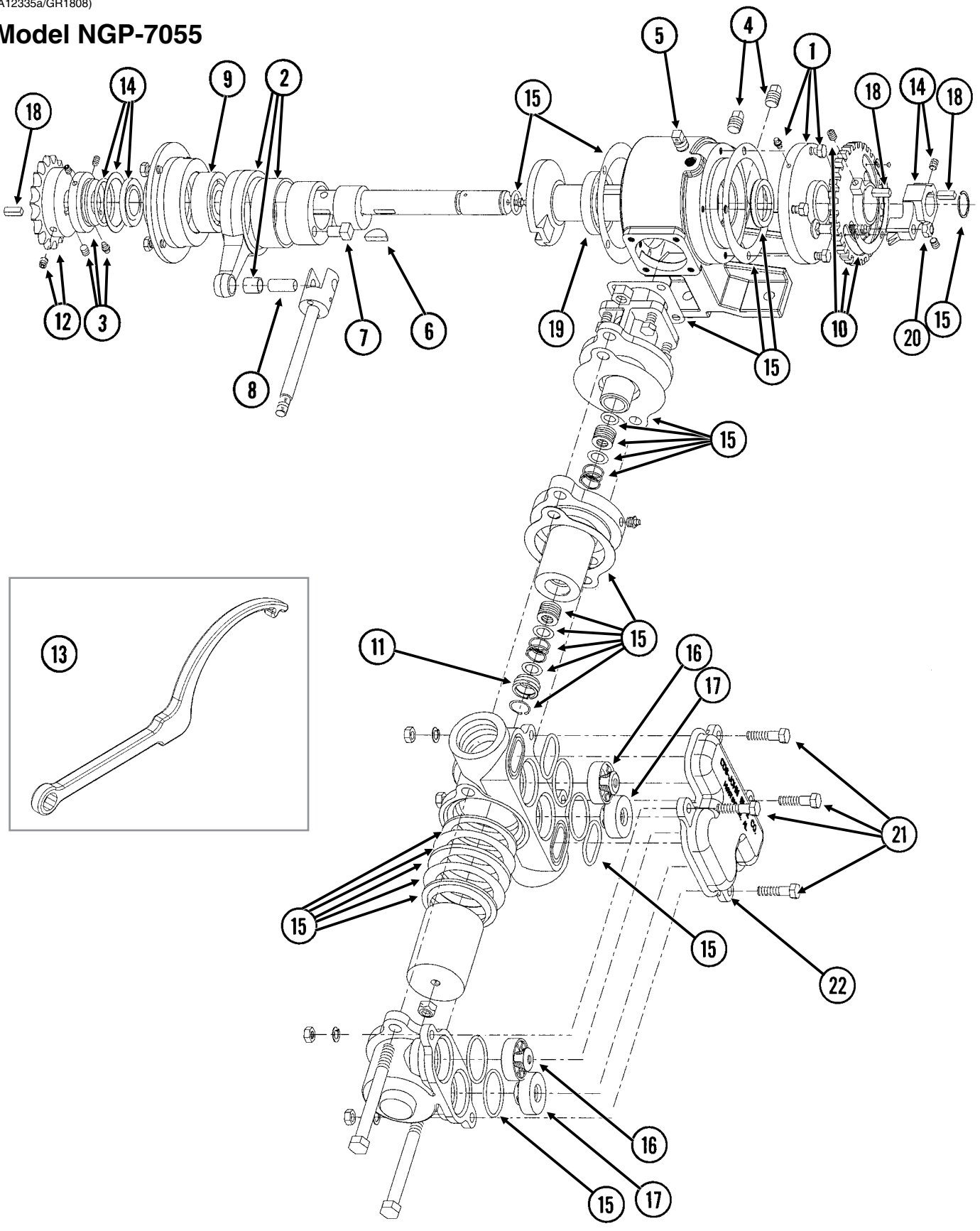
(FRTZ215j)



ITEM	PART NO.	QTY. (Per Assy.)	DESCRIPTION
1	G4301-02	-	Hose, 3/8" x 50'
	G4301-04	-	Hose, 3/8" x 100'
	G4301-08	-	Hose, 3/8" x 250'
2	G10681	24-32	Hose Clamp, No. 6
3	GD11700	12-16	Adapter, 1/4" NPT To 3/8" Barb
4	---	-	See "Liquid Fertilizer Piston Pump Flow Divider" on page P183
5	G10292	-	Pipe Plug, 1/4" NPT
6	G10995	1	Reducing Bushing, 1" Male NPT To 3/4" Female, Stainless Steel
7	GA6527	1	Mount, 3/4" NPT
8	GD1114	1	U-Bolt, 7" x 7" x 5/8"-11
	G10230	2	Lock Washer, 5/8"
	G10104	2	Hex Nut, 5/8"-11
9	G11083	1	Coupler, 3/4" Female NPT
10	G10917	2	Elbow, 90°, 3/4" NPT To Barb
11	G10278	2	Hose Clamp, No. 16
12	G4205-10	-	Hose, 3/4" x 200"
13	---	-	See "Liquid Fertilizer Piston Pump (Uses 18 Tooth Sprocket)" on page P181
14	G11237	1	Reducing Bushing, 1 1/2" Male NPT To 3/4" Female
15	G10615	1	Reducing Bushing, 1 1/2" Male NPT To 1 1/4" Female
16	G10619	1	Close Nipple, 1 1/4" NPT
17	G10674	2	Hose Clamp, No. 24
18	---	-	See "Liquid Fertilizer Tanks, Saddles, Saddle Mounts, and Hoses (Conventional)" on page P172 See "Liquid Fertilizer Tanks, Saddles, Saddle Mounts, and Hoses (ASD)" on page P174
19	G10626	3	Adapter, 1 1/4" NPT To Barb
20	GA3893	1	Strainer Complete
	GR0880	-	Screen, No. 40 Mesh
	GR0881	-	Gasket
	GR0882	-	Y-Body
	GR0883	-	End Cap
21	GA4976	-	Shutoff Valve, 1 1/4" NPT
	GR1015	-	Body O-Ring
	GR1016	-	Stem O-Ring
	GR1017	-	Teflon Seat
	GR1018	-	Ball
	GR1019	-	Handle
22	G10887	2	Elbow, 90°, 1 1/4" Male NPT To Female

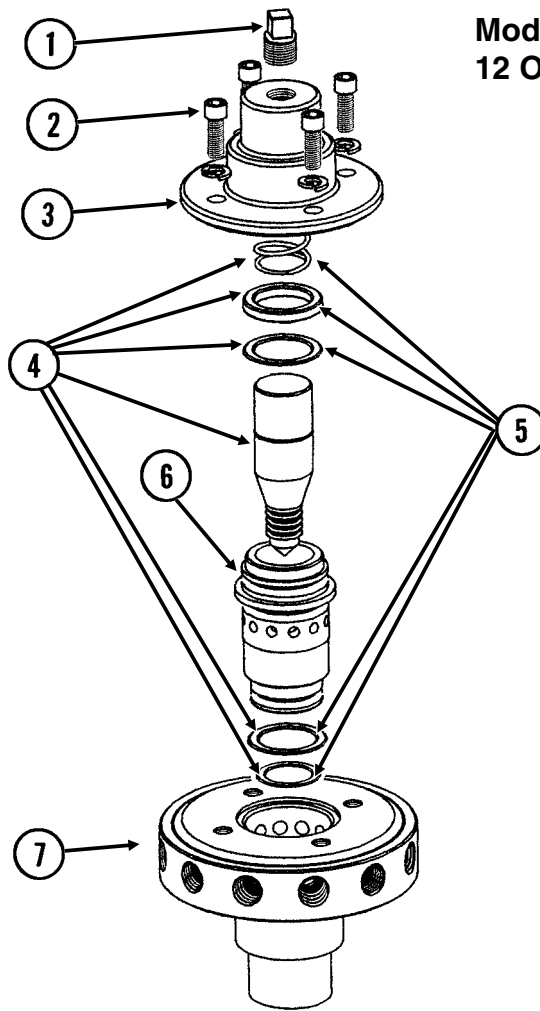
(A12335a/GR1808)

Model NGP-7055



ITEM	PART NO.	QTY.	DESCRIPTION
1	GR1804	1	Flange Cover Assembly
	G10991	4	Hex Head Cap Screw, 5/16"-18 x 7/8"
2	GR1803	1	Connecting Rod Assembly
3	GR1801	1	Spacer Assembly
	G10693	3	Hex Socket Head Set Screw, 5/16"-18 x 3/8"
4	GR1123	2	Plug
5	GR1543	1	Vent Plug
6	GR1112	1	Woodruff Key
7	GR1120	1	Eccentric Pin
8	GR1124	1	Pin
9	GR1104	1	Bearing
10	GR1805	1	Setting Hub Assembly
11	GR1134	1	Stuffing Box Insert
12	GR1146	1	Sprocket, 18 Tooth
13	GR1808	1	Adjustment Wrench
14	GR1806	1	Setting Pointer Assembly
15	GR1796	1	Repair Kit, Includes: (6) Gaskets, (9) O-Rings, (4) Washers, (1) Retaining Ring, (2) Oil Seals, (1) Snap Ring, (1) Thrust Washer, (1) Rod Bushing, (2) Flange Plunger Packings, (2) Packing Springs, (2) Rod Vee Packing Sets
16	GR1800	2	Discharge Valve Assembly
17	GR1798	2	Suction Valve Assembly
18	GR1118	3	Setting Arm Key
19	GR1116	1	Bearing
20	G10306	1	Carriage Bolt, 3/8"-16 x 2"
	G10108	1	Lock Nut, 3/8"-16
21	G10003	4	Hex Head Cap Screw, 3/8"-16 x 1 1/2"
	G11387	4	Flat Washer, 3/8" SAE
	G10229	4	Lock Washer, 3/8"
	G10101	4	Hex Nut, 3/8"-16
22	GR2011	1	Valve Cover, NPG-7055
A	GA12335	-	Piston Pump Complete W/18 Tooth Sprocket (Model NGP-7055)

(FRTZ202a)

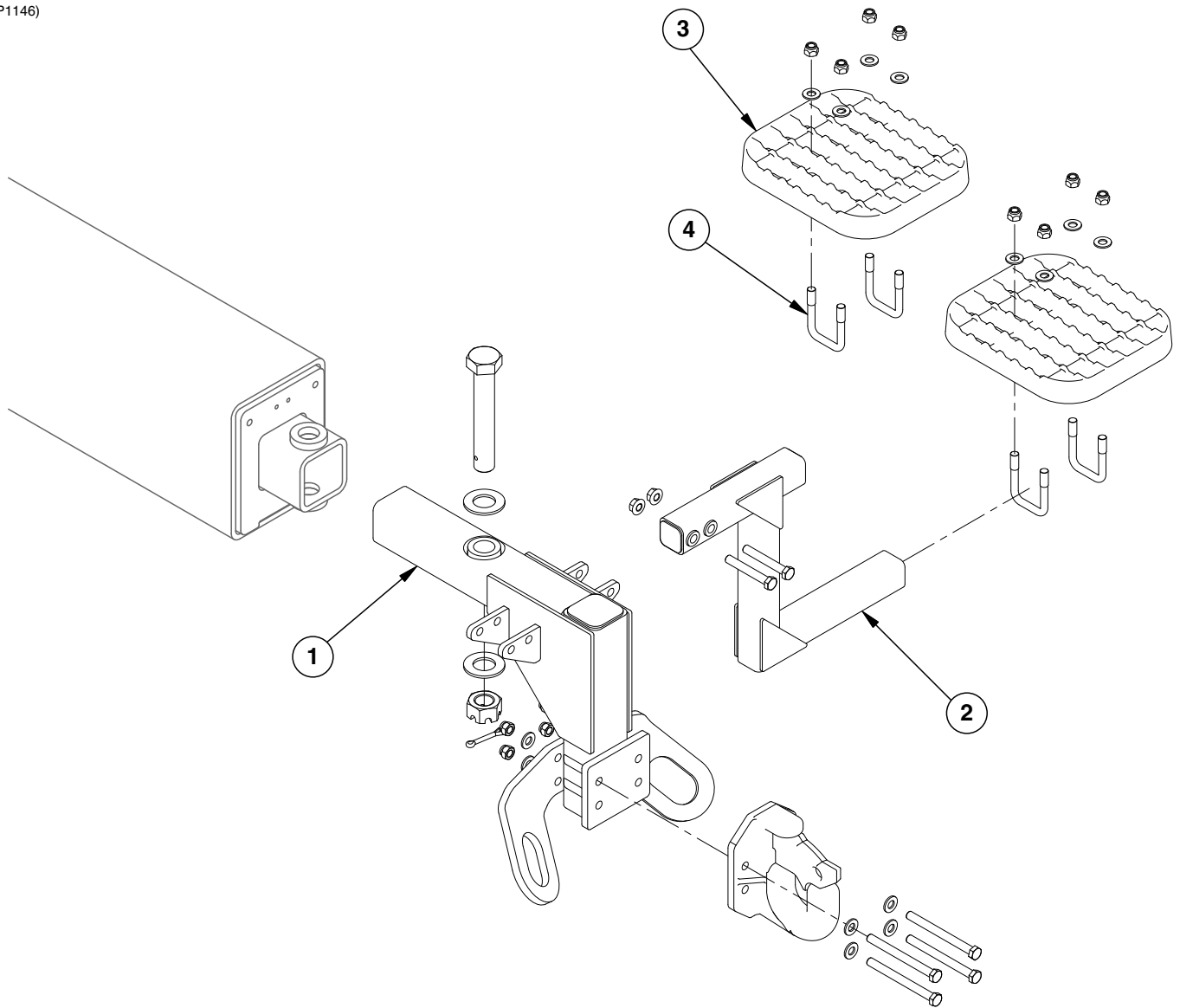


**Model FD-1200 Flow Divider,
12 Outlet**

3/4" NPT

ITEM	PART NO.	QTY.	DESCRIPTION
1	GR1543	1	Vent Plug
2	GR1542	4	Hex Socket Head Screw, 1/4"-20 x 3/4", Stainless Steel
	GR1541	4	Lock Washer, 1/4", Stainless Steel
3	GR1540	1	Cap
4	GR1544	1	Needle Assembly W/Seal Kit (Item 5)
5	GR1545	1	Seal Kit, Includes: (3) O-Rings, (1) Seal, (1) Spring
6	GR1535	1	Sleeve
7	GR1533	1	Body (12 Outlets)
A	GA8931	1	Liquid Fertilizer Piston Pump Flow Divider Complete, 12 Outlet (Model FD-1200)

(IP1146)



ITEM	PART NO.	QTY.	DESCRIPTION
1	G10460	1	Cotter Pin, 1/4" x 2"
	G11154	4	Lock Nut, 1/2"-20, Grade 8
	G11153	4	Hex Head Cap Screw, 1/2"-20 x 5 1/2", Grade 8
	G10506	1	Slotted Nut, 1 1/4"-7
	G11396	2	Flat Washer, 1 1/4"
	G11389	8	Flat Washer, 1/2" SAE
	GD15939	1	Hex Head Cap Screw, 1 1/4"-7 x 7 1/2"
	GA10859	1	Pintle Hitch
	GA14074	1	Pintle Hitch Mount
	2	GA14075	1
G10033		2	Hex Head Cap Screw, 1/2"-13 x 3 1/2"
G10071		2	Serrated Flange Nut, 1/2"-13
3	GB0315	2	Step (ASD)
4	GD2721	4	U-Bolt, 2" x 2" x 1/2"-13 (ASD)
	G11389	8	Flat Washer, 1/2" SAE
	G10111	8	Lock Nut, 1/2"-13



Toolbar



Stub Wings



Part No.: G7100-68 (Prior to 2012 production; replaced by G7100-385)

Description: Decal, Warning


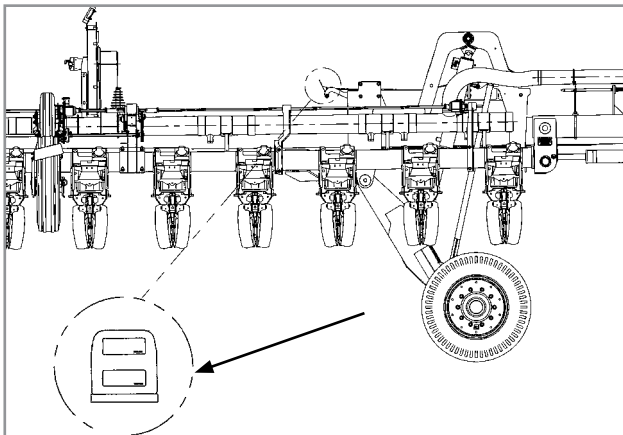
Quantity: 2 (1 Located on Forward Toolbars on Both Sides of Planter; 1 Located On Stub Wings On Both Sides Of Planter)



Part No.: G7100-385 (2012 production and on; replaces G7100-68)

Description: Decal, Warning




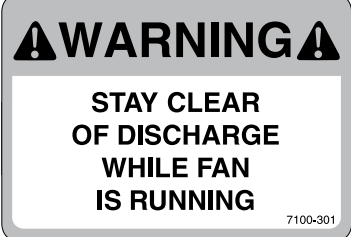
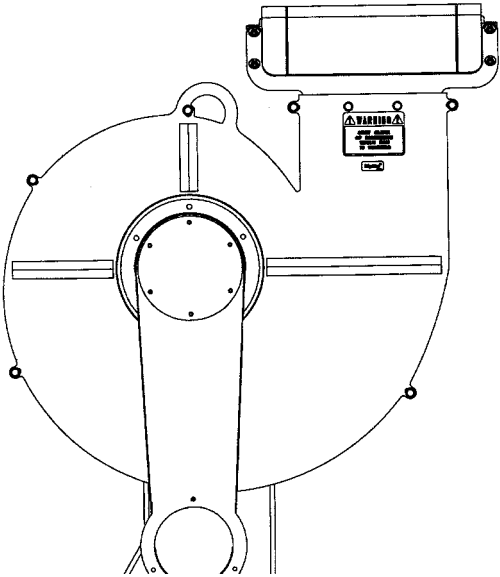

Quantity: 2 (1 Located on Forward Toolbars on Both Sides of Planter; 1 Located On Stub Wings On Both Sides Of Planter)

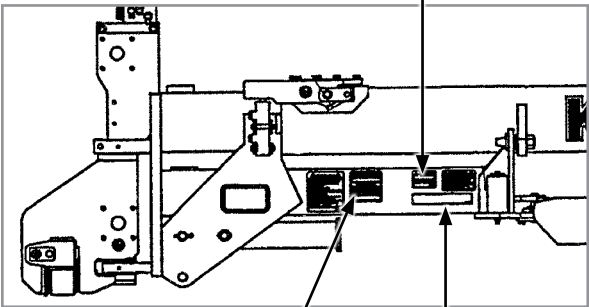


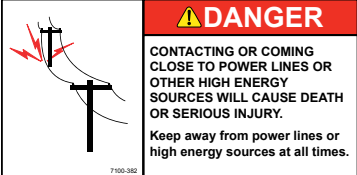

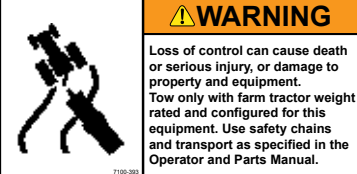


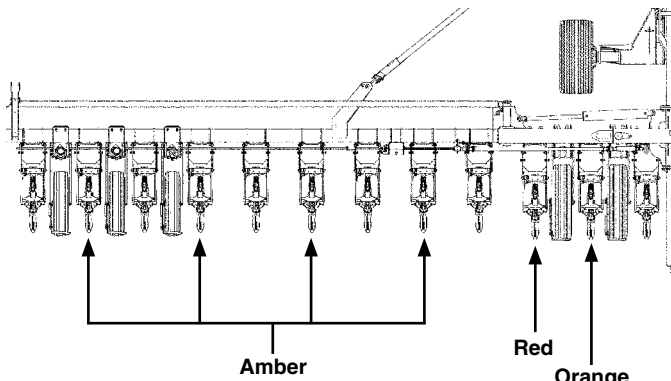
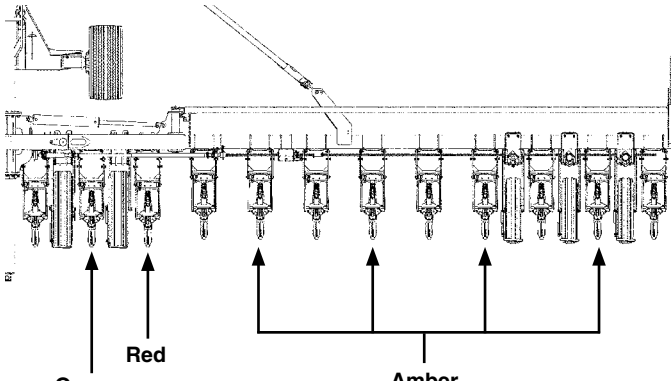



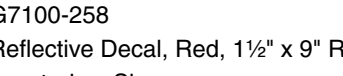
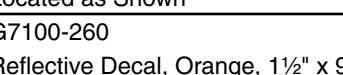

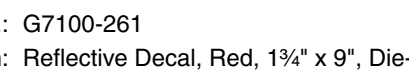


Part No.: G7100-322

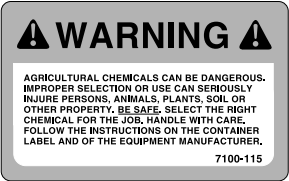
Description: Reflective Decal, Orange-Red, 1½" x 4"

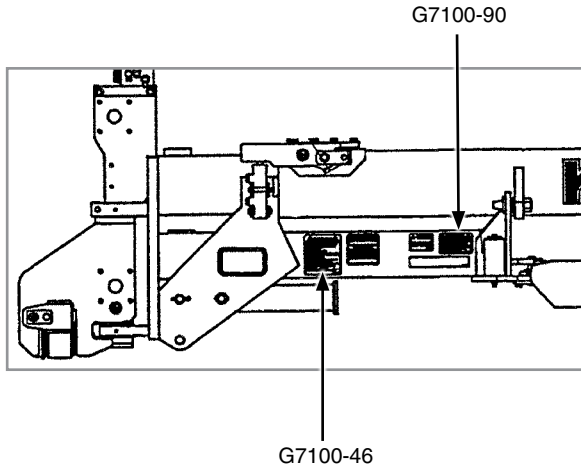
Quantity: 2 (Located on Slide Assembly Flap)

<p>G7100-42 or G7100-397</p> 	
<p>Part No.: G7100-42 (Prior to 2012 production; replaced by G7100-397) Description: Decal, Warning (Prior to 2012 Production) Quantity: 4 (2 Per Row Marker)</p>	
<p>Part No.: G7100-397 (2012 production and on; replaces G7100-397) Description: Decal, Warning Quantity: 4 (2 Per Row Marker)</p>	
	<p>Part No.: G7100-301 (Prior to 2012 production; replaced by G7100-392) Description: Decal, Warning Quantity: 4 (Located On Each Side Of Fans)</p>
	<p>Part No.: G7100-392 (2012 production and on; replaced G7100-301) Description: Decal, Caution Quantity: 4 (Located On Each Side Of Fans)</p>

 <p>G7100-56 replaced by G7100-393</p> <p>G7100-117 replaced by G7100-382</p> <p>G7100-259</p>	
	<p>Part No.: G7100-259 Description: Reflective Decal, Amber, 1½" x 9", Rectangular Quantity: 2 (One Located on Each Side of Hitch)</p>
	
	<p>Part No.: G7100-117 (Prior to 2013 production; replaced by G7100-382) Description: Decal, Danger Quantity: 1 (Located on Hitch)</p>
	
	<p>Part No.: G7100-382 (2013 production and on; replaces G7100-117) Description: Decal, Danger Quantity: 1 (Located on Hitch)</p>
	
	<p>Part No.: G7100-56 (Prior to 2013 production; replaced by G7100-393) Description: Decal, Warning Quantity: 1 (Located on Hitch)</p>
	
<p>Part No.: G7100-393 (2013 production and on; replaces G7100-56) Description: Decal, Warning Quantity: 1 (Located on Hitch)</p>	

<p style="text-align: center;">L.H. Side of Planter</p>  <p style="text-align: center;">R.H. Side of Planter</p>  <div style="display: flex; justify-content: space-around;"> <div data-bbox="175 1129 483 1354">  <p style="text-align: center;">Optional Granular Chemical</p> </div> <div data-bbox="506 1129 803 1354">  <p style="text-align: center;">Standard</p> </div> </div>	<div style="text-align: center; margin-bottom: 10px;">  </div> <p>Part No.: G7100-258 Description: Reflective Decal, Red, 1½" x 9" Rectangular Quantity: Located as Shown</p> <div style="text-align: center; margin-bottom: 10px;">  </div> <p>Part No.: G7100-260 Description: Reflective Decal, Orange, 1½" x 9" Rectangular Quantity: Located as Shown</p> <div style="text-align: center; margin-bottom: 10px;">  </div> <p>Part No.: G7100-259 Description: Reflective Decal, Amber, 1½" x 9", Rectangular Quantity: Located as Shown</p> <div style="text-align: center; margin-bottom: 10px;">  </div> <p>Part No.: G7100-261 Description: Reflective Decal, Red, 1¾" x 9", Die-Cut Quantity: Located as Shown</p> <div style="text-align: center; margin-bottom: 10px;">  </div> <p>Part No.: G7100-262 Description: Reflective Decal, Amber, 1¾" x 9", Die-Cut Quantity: Located as Shown</p>
	<div style="text-align: center; margin-bottom: 10px;">  </div> <p>Part No.: G7100-259 Description: Reflective Decal, Amber, 1½" x 9", Rectangular Quantity: 2 (Located On Each End Row Unit - Forward-Facing In Transport Position)</p>

	
	<p>Part No.: G7100-115 (Prior to 2013 production; replaced by G7100-381) Description: Decal, Warning Quantity: 1 (1 Per Row Unit - Located On Underside Of Granular Chemical Hopper Lid)</p>
	
	<p>Part No.: G7100-381 (2013 production and on; replaces G7100-115) Description: Decal, Warning Quantity: 1 (1 Per Row Unit - Located On Underside Of Granular Chemical Hopper Lid)</p>
	
	<p>Part No.: G7100-370 Description: Decal, Warning Quantity: 2 (Located on Each Side of Axles)</p>




Part No.: G7100-90 (Prior to 2013 production)
 Description: Decal, Warning
 Quantity: 1



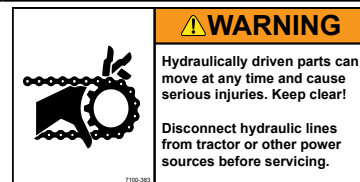
Part No.: G7100-46 (Prior to 2013 production)
 Description: Decal, Warning
 Quantity: 1



G7100-172 replaced by G7100-383



Part No.: G7100-172 (Prior to 2013 production; replaced by G7100-383)
 Description: Decal, Warning
 Quantity: 2 (Located on Each Hydraulic Drive Cover)





Part No.: G7100-383 (2013 production and on; replaces G7100-172)
 Description: Decal, Warning
 Quantity: 2 (Located on Each Hydraulic Drive Cover)



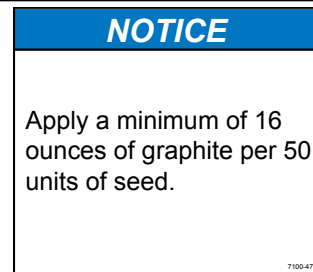

Part No.: G7100-377
 Description: Decal, Warning Entrapment
 Quantity: 2 (on each ASD Tank Lid)



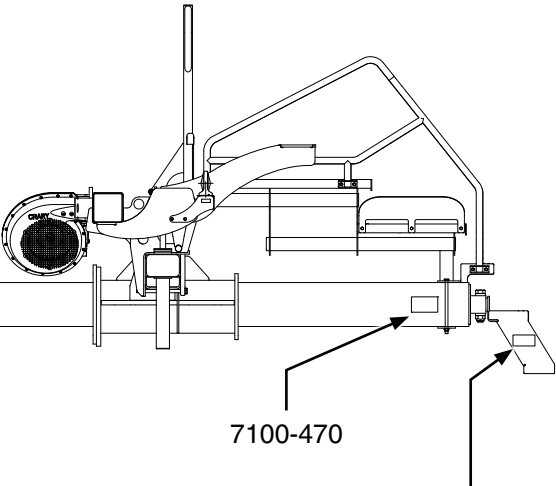
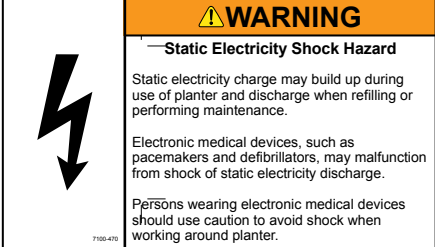



Part No.: G7100-376
 Description: Decal, Notice ASD Pressure
 Quantity: 2 (on each ASD Tank Lid)









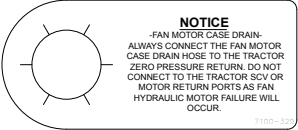
Part No.: GD2199
 Description: SMV Sign
 Quantity: 1 (Located on Rear Center Section of Planter)

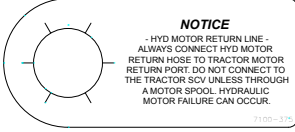













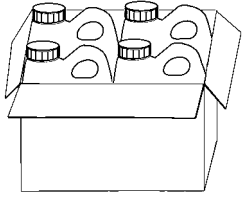



Part No.: G7100-471
 Description: Decal, Notice
 Quantity: 1


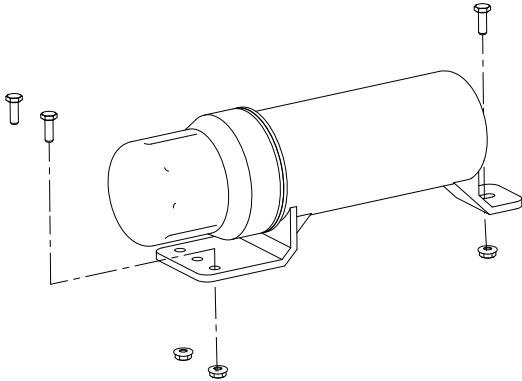
 <p>7100-470</p> <p>7100-380</p>	 <p>Part No.: G7100-470 Description: Decal, Warning Quantity: 1</p>
	<p>Part No.: G7100-380 Description: Decal, Warning Quantity: 1 (Both sides of ladder)</p> <p>Part No.: GD1162 Description: Tie Strap, 28"</p> <p>Part No.: GD1512 Description: Tie Strap, 7½"</p> <p>Part No.: GD2117 Description: Tie Strap, 14½"</p> <p>Part No.: GD2984 Description: Tie Strap, 34"</p>
	<p>Part No.: GD1162 Description: Tie Strap, 28"</p> <p>Part No.: GD1512 Description: Tie Strap, 7½"</p> <p>Part No.: GD2117 Description: Tie Strap, 14½"</p> <p>Part No.: GD2984 Description: Tie Strap, 34"</p> <p>Part No.: G7100-335 Description: Decal, Kinze Vision</p>
	<p>Part No.: G7100-247 Description: Decal, Logo, 4¾" x 4½" Quantity: 2 (Per Row Unit)</p> <p>Part No.: G7100-252 Description: Decal, Logo, 3½" x 3⅝" (Hopper Panel Extension) Quantity: -</p>

<p style="text-align: center;">G7100-217</p> <div style="border: 1px solid black; padding: 5px; margin-bottom: 10px;"> <p style="text-align: center;">NOTE</p> <p>It is the responsibility of the user to read and understand the Operator's Manual in regards to safety, operation, lubrication and maintenance before operation of this equipment.</p> <p>AN OPERATOR & PARTS MANUAL IS AVAILABLE FOR THIS MACHINE.</p> <p>To obtain a manual, furnish model number and serial number and contact your KINZE Dealer or KINZE Manufacturing, Inc., P.O. Box 806 Williamsburg, IA 52361-0806 USA</p> </div> <p style="text-align: center;">G7100-387</p> <div style="display: flex; align-items: center;">  <div style="border: 1px solid black; padding: 5px;"> <p style="text-align: center;">WARNING</p> <p>Improper operation or servicing of this equipment can result in death or serious injury. Read and follow all instructions in the Operator and Parts Manual.</p> <p>Contact your Kinze dealer or go to www.kinze.com to order a replacement manual.</p> </div> </div> <p style="text-align: right; font-size: small;">7100-387</p>	<p>Part No.: G7100-217 (used prior to 2013 production; replaced by G7100-387)</p> <p>Description: Decal, Note</p> <p>Quantity: 1</p>
<div style="border: 1px solid black; padding: 10px; text-align: center;"> <p>EdgeVac®</p> <p>PROTECTED BY THE FOLLOWING PATENTS</p> <p>UNITED STATES</p> <p>7,093,548 7,152,542</p> <p style="font-size: x-small;">7100-456</p> </div>	<p>Part No.: G7100-456 (replaces G7100-311)</p> <p>Description: Decal, EdgeVac</p>
<div style="border: 1px solid black; padding: 10px; text-align: center;"> <p>ROTATION</p>  <p style="font-size: x-small;">7100-192</p> </div>	<p>Part No.: G7100-192</p> <p>Description: Decal, Point Row Clutch Rotation</p>
<div style="border: 1px solid black; padding: 10px; text-align: center;"> <p>TORQUE 5/8" SPINDLE BOLTS TO 120 FT/LBS. CHECK PERIODICALLY AND RE-TORQUE AS NEEDED.</p> <p style="font-size: x-small;">7100-234</p> </div>	<p>Part No.: G7100-234</p> <p>Description: Decal, Bolt Torque</p> <p>Quantity: -</p>
<div style="border: 1px solid black; padding: 10px; text-align: center;"> <p style="font-size: x-small;">USE 1 TABLESPOON POWDERED GRAPHITE WITH EACH HOPPER FILL OF SEED. SEED TREATMENT, FOREIGN MATERIAL, DIRT, OR SEED CHAFF MAY CAUSE GRADUAL REDUCTION OF SEED POPULATION. REFER TO MANUAL FOR MAINTENANCE AND CARE.</p> <p style="font-size: x-small;">7100-153</p> </div>	<p>Part No.: G7100-153</p> <p>Description: Decal, Information</p> <p>Quantity: 1 Per Brush-Type Seed Meter</p>

	<p>Part No.: GD10057-01 Description: Hose Identification Sleeve, Red AA</p> <p>Part No.: GD10057-02 Description: Hose Identification Sleeve, Red BB</p> <p>Part No.: GD10057-03 Description: Hose Identification Sleeve, Blue AA</p> <p>Part No.: GD10057-04 Description: Hose Identification Sleeve, Blue BB</p> <p>Part No.: GD10057-05 Description: Hose Identification Sleeve, Green AA</p> <p>Part No.: GD10057-06 Description: Hose Identification Sleeve, Green BB</p> <p>Part No.: GD10057-09 Description: Hose Identification Sleeve, White AA</p> <p>Part No.: GD10057-10 Description: Hose Identification Sleeve, White BB</p> <p>Part No.: GD10057-14 Description: Hose Identification Sleeve, Yellow PP</p> <p>Part No.: GD10057-15 Description: Hose Identification Sleeve, Yellow RR</p> <p>Part No.: GD10057-17 Description: Hose Identification Sleeve, Black PP</p> <p>Part No.: GD10057-18 Description: Hose Identification Sleeve, Black RR</p> <p>Part No.: GD10057-19 Description: Hose Identification Sleeve, Orange CD</p>
	<p>Part No.: G7100-295 Description: Decal, Spring Tension Release Quantity: -</p>
	<p>Part No.: G7100-317 Description: Decal, Transport</p>
	<p>Part No.: G7100-344 Description: Decal, Caution</p>
	<p>Part No.: G7100-329 Description: Tag, Fan Motor Case Drain</p>

	<p>Part No.: G7100-375 Description: Tag, Hydraulic Motor Return Line</p>
	<p>Part No.: G7100-352 Description: Decal, Tank Drain</p>
	<p>Part No.: G7100-219 Description: Decal, Warning (Prior to 2011 Production)</p>
 <p>G7100-336</p>  <p>G7100-394</p>	<p>Part No.: G7100-336 (Prior to 2013 production; replaced by G7100-394) Description: Decal, Important</p> <p>Part No.: G7100-394 (2013 production and on; replaces G7100-336) Description:</p>
	<p>Part No.: G7100-111 Description: Decal, Oil Daily</p>
	<p>Part No.: G7100-116 Description: Decal, Grease Daily</p>
	<p>Part No.: G7100-110 Description: Decal, Grease Weekly</p>

	<p>Part No.: G7100-277 Description: Decal, Grease Annually</p>
	<p>Part No.: GR0155 Description: Blue Paint, Aerosol Can</p> <p>Part No.: GR0155MPP Description: Blue Paint, Twelve Aerosol Cans</p>
	<p>Part No.: GR0146 Description: Powdered Graphite, 1 Pound Container</p> <p>Part No.: GR0146MPP Description: Powdered Graphite, Twenty-Four 1 Pound Containers</p>
	<p>Part No.: GR1570MPP Description: Talc Lubricant, Four 8 Pound Containers</p> <p>Part No.: GR1828 Description: Talc Lubricant, 30 Pound Container</p>
	<p>Part No.: GR1842MPP Description: Graphite Lubricant, Four 5 Pound Containers</p>
	<p>Part No.: G7100-310 Description: Decal, Kinze, 6¹/₁₆" x 28⁵/₁₆"</p>
	<p>Part No.: G7100-300 Description: Decal, Kinze 3800 (Prior to 2011 Production) Quantity: 2 (1 On Each Side of Hitch)</p>
	<p>Part No.: G7100-366 Description: Decal, Kinze 3800 (2011 Production and on) Quantity: 2 (1 On Each Side of Hitch)</p>

	<p>Part No.: GM0235-01 Description: Operator Manual, Model 3800</p> <p>Part No.: GM0235-02 Description: Parts Manual, Model 3800</p>
	<p>Part No.: GA15422 Description: Operator's Manual Canister Quantity: 1</p> <p>Part No.: G10064 Description: Hex Head Cap Screw, 1/4"-20 x 1" Quantity: 3</p> <p>Part No.: G10621 Description: Serrated Flange Nut, 1/4"-20 Quantity: 3</p>

Numerical Index

M0236-02

Model 3600

Part No.	Page	Part No.	Page	Part No.	Page	Part No.	Page
*A1018.....	P146	*A3291.....	P48	*D12282.....	P125	G10005.....	P44
*A1020.....	P142	*A3365.....	P64	*D12282.....	P130	G10005.....	P177
*A1062.....	P146	*A3381.....	P48	*GA13554.....	P164	G10006.....	P40
*A1079.....	P142	*A3384.....	P48	*GA14447.....	P164	G10006.....	P88
*A1086.....	P142	*A3385.....	P48	*R1037.....	P125	G10006.....	P100
*A1090.....	P142	*A3397.....	P146	700-01078.....	P24	G10006.....	P100
*A1132.....	P142	*A7613.....	P142	700-01079.....	P26	G10007.....	P8
*A1138.....	P142	*A8230.....	P142	A10255.....	P130	G10007.....	P17
*A1140.....	P142	*A8231.....	P64	A10365.....	P126	G10007.....	P44
*A11409.....	P48	*A8231.....	P142	A10759.....	P30	G10007.....	P86
*A11410.....	P48	*A8237.....	P142	A13311.....	P124	G10007.....	P102
*A11426.....	P48	*A8262.....	P64	A14182.....	P131	G10007.....	P104
*A11441.....	P146	*D12047.....	P131	A8827.....	P127	G10007.....	P178
*A1170.....	P142	*D12072.....	P124	A8950.....	P123	G10008.....	P86
*A11802.....	P146	*D12102.....	P124	D13169.....	P128	G10008.....	P90
*A11808.....	P48	*D12102.....	P126	G10001.....	P16	G10008.....	P90
*A12043.....	P142	*D12135.....	P124	G10001.....	P54	G10009.....	P86
*A12046.....	P142	*D12144.....	P126	G10001.....	P62	G10010.....	P14
*A12048.....	P48	*D12145.....	P126	G10001.....	P72	G10010.....	P42
*A12700.....	P142	*D12148.....	P125	G10001.....	P74	G10010.....	P44
*A12701.....	P142	*D12148.....	P130	G10001.....	P74	G10010.....	P169
*A12702.....	P142	*D12200.....	P131	G10001.....	P76	G10011.....	P44
*A12704.....	P48	*D12202.....	P131	G10001.....	P76	G10011.....	P44
*A12735.....	P143	*D12203.....	P131	G10001.....	P82	G10011.....	P168
*A12748.....	P64	*D12204.....	P131	G10001.....	P84	G10012.....	P168
*A12772.....	P146	*D12210.....	P127	G10001.....	P86	G10012.....	P178
*A12773.....	P146	*D12212.....	P127	G10001.....	P86	G10013.....	P16
*A12902.....	P48	*D12213.....	P127	G10001.....	P96	G10013.....	P178
*A12903.....	P48	*D12214.....	P127	G10002.....	P30	G10014.....	P14
*A12918.....	P142	*D12221.....	P124	G10002.....	P59	G10014.....	P44
*A12919.....	P64	*D12222.....	P124	G10002.....	P60	G10014.....	P86
*A12919.....	P142	*D12224.....	P124	G10002.....	P134	G10014.....	P88
*A12926.....	P64	*D12226.....	P124	G10002.....	P168	G10014.....	P98
*A12931.....	P146	*D12226.....	P126	G10003.....	P2	G10016.....	P4
*A1460.....	P143	*D12240.....	P125	G10003.....	P34	G10016.....	P90
*A15005.....	P64	*D12240.....	P130	G10003.....	P42	G10016.....	P95
*A15006.....	P64	*D12242.....	P125	G10003.....	P102	G10016.....	P102
*A3135.....	P146	*D12243.....	P125	G10003.....	P104	G10016.....	P104
*A3136.....	P142	*D12243.....	P130	G10003.....	P108	G10016.....	P108
*A3139.....	P142	*D12251.....	P127	G10003.....	P110	G10016.....	P110
*A3152.....	P143	*D12253.....	P131	G10003.....	P182	G10016.....	P170
*A3154.....	P142	*D12255.....	P125	G10004.....	P4	G10017.....	P38
*A3158.....	P142	*D12255.....	P130	G10004.....	P8	G10017.....	P38
*A3161.....	P142	*D12268.....	P124	G10004.....	P60	G10017.....	P94
*A3201.....	P48	*D12268.....	P126	G10004.....	P70	G10017.....	P95
*A3220.....	P142	*D12269.....	P124	G10004.....	P70	G10017.....	P96
*A3236.....	P142	*D12269.....	P126	G10004.....	P80	G10017.....	P102
*A3247.....	P142	*D12270.....	P126	G10004.....	P88	G10017.....	P104
*A3249.....	P142	*D12271.....	P126	G10004.....	P102	G10017.....	P168
*A3271.....	P143	*D12273.....	P126	G10004.....	P104	G10017.....	P178
*A3283.....	P48	*D12275.....	P127	G10004.....	P172	G10018.....	P14
*A3290.....	P48	*D12278.....	P131	G10004.....	P174	G10019.....	P54

Part No.	Page	Part No.	Page	Part No.	Page	Part No.	Page
G10019	P60	G10043	P86	G10102	P100	G10106	P116
G10019	P116	G10043	P117	G10102	P102	G10107	P16
G10019	P122	G10043	P154	G10102	P104	G10107	P36
G10019	P154	G10045	P40	G10102	P104	G10107	P38
G10019	P178	G10045	P122	G10102	P105	G10107	P44
G10020	P24	G10046	P44	G10102	P119	G10107	P44
G10020	P84	G10046	P172	G10102	P122	G10107	P44
G10020	P86	G10047	P2	G10102	P122	G10107	P59
G10020	P105	G10047	P10	G10102	P168	G10107	P60
G10021	P24	G10047	P82	G10102	P168	G10107	P84
G10021	P104	G10047	P119	G10102	P172	G10107	P168
G10022	P24	G10053	P74	G10102	P174	G10107	P168
G10022	P58	G10053	P104	G10102	P178	G10107	P172
G10022	P76	G10054	P60	G10103	P5	G10107	P172
G10023	P5	G10054	P94	G10103	P34	G10107	P174
G10023	P30	G10061	P20	G10103	P72	G10107	P177
G10023	P56	G10061	P60	G10103	P84	G10107	P178
G10023	P74	G10061	P60	G10103	P86	G10108	P2
G10023	P78	G10062	P46	G10103	P105	G10108	P2
G10023	P112	G10064	P16	G10103	P112	G10108	P4
G10023	P116	G10064	P58	G10103	P116	G10108	P20
G10025	P88	G10064	P68	G10103	P150	G10108	P30
G10025	P94	G10064	P150	G10104	P8	G10108	P46
G10025	P100	G10064	P150	G10104	P8	G10108	P54
G10026	P90	G10071	P4	G10104	P8	G10108	P54
G10026	P90	G10071	P52	G10104	P17	G10108	P60
G10026	P92	G10071	P52	G10104	P90	G10108	P60
G10026	P100	G10071	P56	G10104	P100	G10108	P62
G10026	P178	G10071	P59	G10104	P100	G10108	P74
G10027	P74	G10071	P68	G10104	P101	G10108	P76
G10027	P76	G10071	P68	G10104	P102	G10108	P86
G10027	P88	G10071	P68	G10104	P104	G10108	P96
G10027	P120	G10071	P84	G10104	P104	G10108	P98
G10033	P40	G10071	P88	G10104	P108	G10108	P108
G10033	P119	G10071	P92	G10104	P110	G10108	P110
G10033	P184	G10071	P184	G10104	P119	G10108	P119
G10036	P36	G10096	P172	G10104	P170	G10108	P119
G10037	P4	G10096	P174	G10104	P170	G10108	P119
G10037	P84	G10101	P16	G10104	P170	G10108	P134
G10037	P86	G10101	P17	G10104	P177	G10108	P136
G10037	P88	G10101	P34	G10104	P178	G10108	P138
G10037	P95	G10101	P54	G10104	P178	G10108	P168
G10038	P119	G10101	P108	G10104	P180	G10108	P172
G10039	P38	G10101	P125	G10105	P88	G10108	P182
G10039	P44	G10101	P182	G10105	P90	G10109	P14
G10039	P59	G10102	P40	G10105	P90	G10109	P16
G10039	P60	G10102	P40	G10105	P90	G10109	P40
G10039	P98	G10102	P44	G10105	P96	G10109	P42
G10039	P98	G10102	P56	G10105	P100	G10109	P44
G10040	P116	G10102	P58	G10105	P178	G10109	P54
G10042	P88	G10102	P96	G10106	P38	G10109	P120
G10043	P60	G10102	P98	G10106	P116	G10109	P122

Part No.	Page	Part No.	Page	Part No.	Page	Part No.	Page
G10110	P34	G10148	P174	G10228	P98	G10230	P178
G10110	P56	G10152	P8	G10228	P98	G10230	P178
G10110	P58	G10152	P177	G10228	P100	G10230	P180
G10110	P58	G10157	P88	G10228	P102	G10231	P88
G10110	P58	G10159	P100	G10228	P102	G10231	P90
G10110	P70	G10159	P119	G10228	P104	G10231	P90
G10110	P74	G10162	P62	G10228	P104	G10231	P90
G10110	P102	G10168	P122	G10228	P108	G10231	P94
G10110	P104	G10168	P122	G10228	P119	G10231	P100
G10110	P122	G10171	P82	G10228	P120	G10231	P100
G10110	P150	G10171	P86	G10228	P122	G10231	P178
G10110	P150	G10171	P116	G10228	P122	G10231	P178
G10111	P4	G10171	P117	G10228	P122	G10232	P60
G10111	P16	G10171	P135	G10228	P168	G10232	P60
G10111	P36	G10177	P170	G10228	P170	G10232	P60
G10111	P38	G10191	P96	G10228	P172	G10232	P82
G10111	P38	G10201	P2	G10228	P174	G10232	P86
G10111	P38	G10201	P10	G10228	P178	G10232	P86
G10111	P38	G10201	P30	G10229	P17	G10232	P116
G10111	P40	G10201	P74	G10229	P30	G10232	P116
G10111	P40	G10201	P76	G10229	P34	G10232	P132
G10111	P44	G10204	P12	G10229	P42	G10232	P135
G10111	P49	G10204	P14	G10229	P54	G10232	P168
G10111	P59	G10204	P169	G10229	P86	G10232	P178
G10111	P74	G10207	P2	G10229	P86	G10233	P102
G10111	P86	G10211	P74	G10229	P88	G10233	P105
G10111	P90	G10213	P12	G10229	P182	G10233	P108
G10111	P94	G10213	P42	G10230	P8	G10233	P110
G10111	P98	G10213	P44	G10230	P8	G10233	P169
G10111	P100	G10216	P14	G10230	P8	G10239	P86
G10111	P102	G10217	P168	G10230	P16	G10243	P62
G10111	P102	G10227	P34	G10230	P17	G10243	P154
G10111	P102	G10227	P58	G10230	P70	G10256	P116
G10111	P104	G10227	P84	G10230	P86	G10257	P32
G10111	P105	G10227	P86	G10230	P86	G10260	P28
G10111	P108	G10227	P105	G10230	P88	G10278	P180
G10111	P110	G10227	P112	G10230	P90	G10283	P168
G10111	P119	G10227	P116	G10230	P90	G10287	P172
G10111	P184	G10227	P116	G10230	P90	G10287	P174
G10112	P44	G10227	P138	G10230	P100	G10292	P180
G10112	P70	G10227	P150	G10230	P100	G10301	P74
G10112	P94	G10228	P4	G10230	P101	G10301	P76
G10112	P120	G10228	P14	G10230	P102	G10301	P98
G10120	P60	G10228	P40	G10230	P104	G10305	P35
G10120	P60	G10228	P40	G10230	P104	G10305	P35
G10130	P4	G10228	P56	G10230	P108	G10305	P58
G10133	P16	G10228	P58	G10230	P110	G10305	P70
G10133	P40	G10228	P84	G10230	P119	G10305	P84
G10133	P42	G10228	P86	G10230	P170	G10305	P84
G10133	P44	G10228	P95	G10230	P170	G10305	P84
G10133	P154	G10228	P96	G10230	P170	G10305	P176
G10148	P172	G10228	P98	G10230	P177	G10306	P34

Part No.	Page	Part No.	Page	Part No.	Page	Part No.	Page
G10306	P168	G10427	P12	G10574	P56	G10621	P62
G10306	P182	G10438	P2	G10581	P100	G10621	P62
G10308	P16	G10439	P70	G10581	P119	G10621	P68
G10309	P20	G10448	P92	G10585	P38	G10621	P68
G10309	P68	G10450	P168	G10585	P98	G10621	P68
G10309	P68	G10452	P34	G10592	P74	G10621	P72
G10309	P68	G10455	P72	G10597	P38	G10621	P78
G10310	P10	G10460	P86	G10599	P16	G10621	P104
G10310	P34	G10460	P88	G10599	P17	G10622	P12
G10312	P2	G10460	P90	G10599	P54	G10622	P12
G10312	P30	G10460	P95	G10599	P60	G10622	P35
G10312	P108	G10460	P100	G10599	P98	G10622	P35
G10312	P110	G10460	P119	G10602	P20	G10622	P60
G10312	P150	G10460	P119	G10602	P24	G10622	P60
G10315	P16	G10460	P177	G10602	P26	G10622	P72
G10315	P34	G10460	P184	G10602	P28	G10622	P82
G10316	P72	G10461	P119	G10602	P30	G10622	P98
G10318	P38	G10462	P168	G10602	P32	G10622	P134
G10323	P24	G10470	P24	G10603	P24	G10623	P172
G10323	P28	G10471	P94	G10603	P26	G10623	P174
G10325	P12	G10477	P120	G10603	P28	G10625	P94
G10325	P30	G10485	P172	G10604	P24	G10626	P172
G10325	P74	G10485	P174	G10610	P100	G10626	P174
G10325	P76	G10494	P88	G10615	P180	G10626	P180
G10326	P2	G10499	P54	G10616	P172	G10628	P172
G10328	P12	G10500	P24	G10616	P174	G10628	P174
G10328	P74	G10501	P40	G10619	P172	G10629	P172
G10330	P92	G10503	P38	G10619	P180	G10629	P174
G10338	P10	G10503	P42	G10620	P2	G10634	P26
G10338	P14	G10503	P44	G10620	P10	G10636	P92
G10338	P20	G10506	P86	G10620	P14	G10636	P100
G10338	P56	G10506	P184	G10620	P14	G10640	P14
G10338	P80	G10523	P34	G10620	P20	G10640	P86
G10338	P82	G10529	P35	G10620	P30	G10640	P86
G10341	P116	G10531	P26	G10620	P56	G10640	P90
G10341	P117	G10536	P38	G10620	P80	G10640	P92
G10341	P154	G10536	P119	G10620	P82	G10640	P92
G10348	P40	G10541	P70	G10620	P108	G10640	P94
G10371	P40	G10543	P96	G10620	P110	G10640	P95
G10373	P94	G10544	P120	G10620	P117	G10640	P95
G10396	P88	G10544	P122	G10620	P117	G10640	P96
G10397	P102	G10546	P20	G10620	P150	G10640	P96
G10397	P102	G10546	P32	G10620	P154	G10640	P98
G10397	P105	G10551	P2	G10620	P154	G10640	P100
G10400	P44	G10567	P20	G10620	P154	G10640	P119
G10400	P94	G10567	P30	G10620	P169	G10640	P119
G10401	P24	G10567	P32	G10621	P10	G10640	P119
G10412	P8	G10570	P32	G10621	P20	G10640	P124
G10412	P8	G10572	P38	G10621	P24	G10640	P126
G10412	P8	G10574	P36	G10621	P24	G10640	P127
G10412	P20	G10574	P40	G10621	P30	G10640	P168
G10418	P90	G10574	P44	G10621	P35	G10641	P177

Part No.	Page	Part No.	Page	Part No.	Page	Part No.	Page
G10643	P44	G10860	P108	G10996	P148	G11108	P120
G10643	P88	G10860	P110	G11007	P2	G11116	P168
G10660	P32	G10864	P34	G11008	P2	G11118	P108
G10669	P2	G10880	P102	G11009	P24	G11118	P110
G10669	P68	G10880	P104	G11009	P26	G11119	P108
G10669	P68	G10887	P180	G11009	P28	G11119	P110
G10669	P68	G10888	P172	G11010	P44	G11122	P59
G10669	P68	G10897	P172	G11015	P2	G11122	P60
G10670	P30	G10901	P10	G11016	P128	G11122	P84
G10674	P172	G10901	P60	G11018	P4	G11122	P172
G10674	P172	G10901	P172	G11042	P178	G11122	P174
G10674	P172	G10901	P174	G11048	P86	G11122	P178
G10674	P174	G10912	P12	G11065	P154	G11123	P62
G10674	P174	G10913	P92	G11066	P115	G11124	P54
G10674	P174	G10913	P92	G11066	P116	G11124	P62
G10674	P180	G10917	P180	G11067	P134	G11133	P54
G10676	P56	G10921	P32	G11067	P134	G11134	P60
G10676	P172	G10923	P4	G11067	P135	G11135	P138
G10676	P174	G10924	P14	G11073	P32	G11137	P56
G10681	P52	G10927	P154	G11081	P100	G11138	P54
G10681	P180	G10928	P134	G11083	P180	G11145	P56
G10686	P70	G10928	P154	G11091	P8	G11147	P56
G10686	P154	G10931	P154	G11091	P10	G11147	P56
G10687	P10	G10932	P130	G11091	P52	G11151	P26
G10690	P24	G10939	P82	G11091	P58	G11153	P184
G10693	P182	G10939	P125	G11091	P58	G11154	P184
G10722	P120	G10940	P14	G11091	P70	G11166	P54
G10722	P122	G10958	P124	G11091	P70	G11166	P56
G10725	P120	G10958	P126	G11091	P70	G11167	P120
G10725	P122	G10960	P112	G11091	P74	G11172	P28
G10726	P94	G10961	P169	G11091	P76	G11173	P28
G10730	P44	G10969	P127	G11091	P82	G11174	P94
G10732	P8	G10972	P125	G11091	P84	G11186	P88
G10747	P49	G10972	P130	G11091	P84	G11188	P56
G10747	P59	G10972	P131	G11091	P84	G11188	P56
G10751	P8	G10974	P42	G11091	P84	G11193	P172
G10752	P8	G10974	P44	G11091	P102	G11199	P56
G10752	P20	G10983	P123	G11091	P102	G11200	P56
G10753	P52	G10984	P123	G11091	P104	G11204	P54
G10753	P54	G10990	P131	G11091	P104	G11204	P74
G10753	P136	G10991	P168	G11091	P108	G11204	P76
G10753	P138	G10991	P182	G11091	P110	G11209	P34
G10757	P34	G10992	P72	G11091	P154	G11210	P28
G10758	P34	G10992	P115	G11091	P172	G11213	P28
G10758	P154	G10992	P116	G11091	P174	G11215	P62
G10764	P120	G10995	P180	G11091	P176	G11216	P78
G10765	P42	G10996	P134	G11095	P90	G11220	P4
G10765	P44	G10996	P135	G11097	P86	G11228	P42
G10770	P128	G10996	P139	G11099	P86	G11236	P42
G10802	P90	G10996	P139	G11099	P90	G11237	P180
G10844	P122	G10996	P139	G11105	P95	G11239	P5
G10857	P78	G10996	P139	G11108	P70	G11241	P154

Part No.	Page	Part No.	Page	Part No.	Page	Part No.	Page
G11242	P105	G11387	P54	G11391	P54	G1K267	P148
G11243	P5	G11387	P59	G11391	P59	G1K268	P114
G11247	P116	G11387	P60	G11391	P60	G1K268	P148
G11249	P76	G11387	P60	G11391	P90	G1K274	P139
G11254	P92	G11387	P74	G11391	P90	G1K274	P139
G11254	P105	G11387	P82	G11391	P94	G1K275	P139
G11260	P52	G11387	P86	G11391	P100	G1K276	P139
G11276	P112	G11387	P88	G11391	P100	G1K296	P14
G11284	P78	G11387	P98	G11391	P102	G1K320	P54
G11286	P60	G11387	P108	G11391	P102	G1K320	P114
G11288	P154	G11387	P110	G11391	P104	G1K320	P150
G11293	P108	G11387	P119	G11391	P120	G1K321	P54
G11293	P110	G11387	P134	G11391	P122	G1K321	P114
G11295	P5	G11387	P182	G11391	P169	G1K321	P150
G11296	P5	G11389	P4	G11391	P172	G1K345	P16
G11302	P72	G11389	P4	G11391	P172	G1K362	P154
G11309	P132	G11389	P38	G11391	P174	G1K363	P154
G11314	P92	G11389	P38	G11391	P177	G1K385	P34
G11323	P172	G11389	P38	G11391	P178	G1K395	P148
G11323	P174	G11389	P42	G11391	P178	G1K396	P148
G11328	P72	G11389	P49	G11391	P178	G1K465	P4
G11330	P58	G11389	P59	G11392	P42	G1K531	P42
G11330	P58	G11389	P60	G11392	P70	G2100-03	P108
G11330	P70	G11389	P84	G11392	P74	G2100-03	P110
G11330	P150	G11389	P86	G11392	P76	G2500-84	P178
G11332	P72	G11389	P90	G11392	P92	G2603-08	P48
G11355	P131	G11389	P95	G11392	P120	G2603-08	P142
G11360	P70	G11389	P95	G11394	P120	G2700-06-06	P64
G11360	P70	G11389	P100	G11395	P86	G2700-10	P64
G11363	P70	G11389	P102	G11396	P86	G304-C-10	P48
G11385	P32	G11389	P102	G11396	P90	G304-C-8	P119
G11385	P34	G11389	P102	G11396	P100	G306-06	P64
G11385	P112	G11389	P102	G11396	P184	G306-10	P64
G11385	P116	G11389	P102	G11398	P94	G3200-63	P178
G11385	P148	G11389	P104	G11409	P62	G3302-05	P120
G11386	P54	G11389	P104	G11411	P74	G3303-104	P82
G11386	P116	G11389	P104	G11418	P122	G3303-108	P2
G11386	P116	G11389	P105	G11419	P16	G3303-108	P32
G11386	P120	G11389	P105	G11436	P168	G3303-114	P32
G11386	P135	G11389	P172	G11464	P72	G3303-120	P82
G11386	P168	G11389	P174	G11493	P76	G3303-16	P2
G11387	P2	G11389	P178	G11518	P62	G3303-34	P10
G11387	P2	G11389	P184	G11528	P76	G3303-44	P10
G11387	P4	G11389	P184	G1K248	P114	G3303-88	P10
G11387	P10	G11391	P4	G1K248	P148	G3303-98	P2
G11387	P16	G11391	P8	G1K248	P150	G3305-01	P35
G11387	P16	G11391	P8	G1K248	P154	G3310-100	P102
G11387	P17	G11391	P10	G1K252	P114	G3310-100	P105
G11387	P20	G11391	P16	G1K252	P148	G3310-100	P108
G11387	P30	G11391	P20	G1K252	P150	G3310-100	P110
G11387	P34	G11391	P38	G1K252	P154	G3310-106	P102
G11387	P54	G11391	P44	G1K267	P114	G3310-106	P105

Numerical Index

M0236-02

Model 3600

Part No.	Page	Part No.	Page	Part No.	Page	Part No.	Page
G3310-106.....	P108	G6408-08.....	P126	G6803-10.....	P138	GA0160L.....	P119
G3310-106.....	P110	G6408-08.....	P127	G7100-110.....	P195	GA0160R.....	P119
G3317-16.....	P108	G6408-08.....	P130	G7100-111.....	P195	GA0167.....	P120
G3317-16.....	P110	G6408-08.....	P134	G7100-115.....	P189	GA0167.....	P122
G3400-01.....	P108	G6408-08.....	P136	G7100-116.....	P195	GA0241.....	P177
G3400-01.....	P110	G6408-08.....	P136	G7100-117.....	P187	GA0245.....	P120
G4200-05.....	P172	G6408-08.....	P138	G7100-153.....	P193	GA0245.....	P122
G4200-05.....	P174	G6408-08.....	P138	G7100-172.....	P190	GA0251.....	P178
G4201-02.....	P172	G6408-10.....	P52	G7100-192.....	P193	GA0252.....	P178
G4201-02.....	P174	G6408-10.....	P138	G7100-217.....	P193	GA0257.....	P120
G4201-03.....	P174	G6408-H06-0.....	P132	G7100-219.....	P195	GA0257.....	P122
G4205-10.....	P180	G6408-H06-0.....	P134	G7100-234.....	P193	GA0262.....	P178
G4206-01.....	P172	G6408-H06-0.....	P135	G7100-247.....	P192	GA0450.....	P59
G4301-02.....	P180	G6408-H06-O.....	P52	G7100-252.....	P192	GA0530.....	P94
G4301-04.....	P180	G6408-H08-0.....	P132	G7100-258.....	P188	GA0531.....	P94
G4301-08.....	P180	G6408-H10-0.....	P132	G7100-259.....	P187	GA0532.....	P94
G4602-02.....	P172	G6500-06.....	P50	G7100-259.....	P188	GA0547.....	P178
G4602-03.....	P174	G6500-06.....	P135	G7100-259.....	P188	GA0895.....	P100
G6325X.....	P4	G6500-08.....	P88	G7100-260.....	P188	GA10036.....	P169
G6325X.....	P8	G6500-08.....	P134	G7100-261.....	P188	GA10037.....	P169
G6400-06.....	P50	G6500-10.....	P134	G7100-262.....	P188	GA10137.....	P20
G6400-06.....	P52	G6502-08.....	P142	G7100-277.....	P196	GA10138.....	P92
G6400-06.....	P62	G6502-12.....	P48	G7100-295.....	P194	GA10139.....	P92
G6400-06.....	P135	G6502-12.....	P54	G7100-300.....	P196	GA10139.....	P92
G6400-06-08.....	P142	G6602-08.....	P146	G7100-301.....	P186	GA10148.....	P54
G6400-08.....	P88	G6801-06.....	P134	G7100-310.....	P196	GA10149.....	P50
G6400-08.....	P119	G6801-06.....	P135	G7100-317.....	P194	GA10151.....	P10
G6400-08.....	P130	G6801-06-08.....	P142	G7100-322.....	P185	GA10151.....	P20
G6400-08.....	P134	G6801-08.....	P119	G7100-329.....	P194	GA10151.....	P80
G6400-08.....	P135	G6801-08.....	P131	G7100-335.....	P192	GA10151.....	P82
G6400-08.....	P136	G6801-08.....	P132	G7100-336.....	P195	GA10155.....	P20
G6400-08.....	P138	G6801-08.....	P134	G7100-344.....	P194	GA10157.....	P2
G6400-08.....	P142	G6801-08.....	P136	G7100-352.....	P195	GA10194.....	P148
G6400-08-04.....	P131	G6801-08.....	P138	G7100-366.....	P196	GA10206.....	P148
G6400-10.....	P52	G6801-08.....	P142	G7100-370.....	P189	GA10253.....	P130
G6400-10.....	P134	G6801-10.....	P48	G7100-375.....	P195	GA10256.....	P130
G6400-10.....	P138	G6801-10.....	P132	G7100-376.....	P191	GA10275.....	P98
G6400-10-08.....	P134	G6801-10-12.....	P50	G7100-377.....	P191	GA10276.....	P98
G6400-10-08.....	P136	G6801-10-12.....	P62	G7100-385.....	P185	GA10277.....	P98
G6400-10-08.....	P136	G6801-12.....	P48	G7100-387.....	P193	GA10278.....	P98
G6400-10-08.....	P138	G6801-12.....	P48	G7100-392.....	P186	GA10279.....	P94
G6400-10-08.....	P138	G6801-12.....	P49	G7100-397.....	P186	GA10280.....	P86
G6400-10-08.....	P142	G6801-12.....	P62	G7100-42.....	P186	GA10281.....	P86
G6400-12.....	P48	G6801-20.....	P48	G7100-456.....	P193	GA10282.....	P86
G6400-12.....	P50	G6801-20.....	P49	G7100-46.....	P190	GA10307.....	P148
G6400-12.....	P52	G6801-L-08.....	P136	G7100-56.....	P187	GA10308.....	P148
G6400-12.....	P54	G6801-L-08.....	P136	G7100-68.....	P185	GA10315.....	P150
G6400-20.....	P48	G6801-L-08.....	P138	G7100-90.....	P190	GA10316.....	P150
G6400-L-08.....	P134	G6801-LL-06-08.....	P142	G7566X.....	P17	GA10317.....	P150
G6403-NWO-12.....	P52	G6801-LLL-08.....	P88	G7848X.....	P148	GA10318.....	P150
G6408-08.....	P124	G6803-08.....	P138	G8081X.....	P54	GA10319.....	P150
G6408-08.....	P125	G6803-08.....	P142	G8266X.....	P158	GA10343.....	P90

Part No.	Page	Part No.	Page	Part No.	Page	Part No.	Page
GA10355	P177	GA11079	P86	GA11934	P52	GA12540	P164
GA10356	P172	GA11082	P86	GA11935	P28	GA12551	P158
GA10359	P124	GA11156	P54	GA11964	P102	GA12551	P160
GA10363	P126	GA11174	P92	GA11964	P104	GA12551	P164
GA10366	P126	GA11186	P104	GA11982	P4	GA12552	P152
GA10372	P125	GA11187	P101	GA11987	P54	GA12553	P152
GA10373	P125	GA11204	P56	GA11988	P116	GA12555	P160
GA10404	P96	GA11210	P90	GA11988	P117	GA12556	P156
GA10409	P119	GA11219	P95	GA11991	P116	GA12557	P154
GA10457	P119	GA11220	P95	GA11991	P117	GA12557	P156
GA10458	P119	GA11225	P96	GA11992	P116	GA12557	P164
GA10483	P86	GA11226	P96	GA11993	P116	GA12558	P156
GA10509	P172	GA11255	P8	GA11994	P116	GA12558	P158
GA10509	P174	GA11265	P94	GA11995	P116	GA12558	P160
GA10571	P58	GA11266	P94	GA11997	P116	GA12558	P164
GA10571	P70	GA11276	P100	GA12102	P115	GA12559	P156
GA10571	P150	GA11277	P94	GA12104	P116	GA12559	P158
GA10572	P58	GA11278	P94	GA12133	P28	GA12559	P160
GA10572	P70	GA11287	P108	GA12143	P20	GA12559	P164
GA10572	P150	GA11287	P110	GA12154	P28	GA12562	P158
GA10576	P58	GA11299	P120	GA12235	P42	GA12562	P160
GA10576	P70	GA11299	P150	GA12235	P44	GA12562	P164
GA10576	P150	GA11331	P102	GA12236	P40	GA12563	P154
GA10621	P177	GA11331	P105	GA12236	P42	GA12564	P156
GA10623	P130	GA11331	P108	GA12236	P44	GA12564	P158
GA10632	P135	GA11331	P110	GA12335	P182	GA12564	P160
GA10634	P21	GA11399	P174	GA12358	P115	GA12564	P164
GA10635	P54	GA11427	P48	GA12358	P117	GA12565	P102
GA10646	P168	GA11520	P36	GA12403	P78	GA12565	P104
GA10647	P168	GA11651	P54	GA12404	P116	GA12565	P156
GA10682	P148	GA11653	P56	GA12405	P5	GA12565	P158
GA10683	P148	GA11654	P56	GA12455	P86	GA12565	P160
GA10684	P148	GA11655	P56	GA12460	P94	GA12565	P162
GA10685	P148	GA11656	P56	GA12474	P120	GA12566	P156
GA10686	P148	GA11657	P56	GA12475	P120	GA12566	P164
GA10704	P168	GA11658	P58	GA12476	P119	GA12567	P156
GA10705	P168	GA11659	P58	GA12487	P170	GA12567	P164
GA10714	P130	GA11660	P58	GA12488	P170	GA12596	P156
GA10752	P54	GA11667	P98	GA12501	P94	GA12596	P158
GA10765	P54	GA11679	P52	GA12503	P172	GA12596	P160
GA10765	P62	GA11680	P52	GA12520	P174	GA12596	P164
GA10799	P54	GA11682	P52	GA12536	P158	GA12598	P156
GA10799	P62	GA11689	P54	GA12537	P156	GA12598	P158
GA10859	P184	GA11736	P148	GA12537	P158	GA12598	P160
GA10894	P178	GA11757	P54	GA12537	P160	GA12598	P164
GA10907	P178	GA11759	P168	GA12537	P164	GA12626	P116
GA10908	P178	GA11760	P168	GA12538	P154	GA12629	P116
GA10917	P54	GA11771	P58	GA12538	P156	GA12641	P154
GA10923	P170	GA11772	P58	GA12539	P152	GA12652	P148
GA11015	P98	GA11799	P52	GA12540	P156	GA12655	P158
GA11016	P98	GA11900	P52	GA12540	P158	GA12655	P160
GA11061	P56	GA11911	P28	GA12540	P160	GA12655	P164

Numerical Index

M0236-02

Model 3600

Part No.	Page	Part No.	Page	Part No.	Page	Part No.	Page
GA12657	P86	GA13529	P112	GA14038	P74	GA15102	P96
GA12661	P105	GA13530	P158	GA14038	P76	GA15151	P122
GA12679	P86	GA13530	P160	GA14040	P74	GA15197	P16
GA12681	P86	GA13532	P156	GA14040	P76	GA15197	P17
GA12687	P86	GA13532	P158	GA14063	P70	GA15287	P154
GA12688	P86	GA13532	P160	GA14073	P184	GA15288	P162
GA12689	P86	GA13532	P162	GA14074	P184	GA15290	P162
GA12812	P62	GA13532	P164	GA14075	P184	GA15312	P44
GA12812	P114	GA13533	P158	GA14089	P74	GA15314	P154
GA12812	P162	GA13533	P160	GA14092	P74	GA15415	P168
GA12813	P114	GA13533	P162	GA14103	P59	GA15416	P168
GA12818	P60	GA13533	P164	GA14104	P59	GA15420	P74
GA12819	P59	GA13546	P60	GA14107	P172	GA15420	P76
GA12844	P60	GA13554	P160	GA14107	P174	GA15452	P62
GA12845	P48	GA13562	P152	GA14110	P70	GA15882	P162
GA12848	P28	GA13572	P152	GA14127	P116	GA15883	P162
GA12849	P60	GA13574	P112	GA14129	P78	GA15884	P162
GA12850	P59	GA13633	P132	GA14131	P102	GA15907	P162
GA12851	P60	GA13654	P152	GA14133	P78	GA16343	P162
GA12852	P152	GA13660	P110	GA14135	P78	GA16351	P164
GA12853	P152	GA13660	P132	GA14136	P78	GA16355	P165
GA12858	P114	GA13661	P132	GA14139	P172	GA16374	P10
GA12863	P60	GA13676	P82	GA14139	P174	GA16374	P162
GA12864	P60	GA13699	P102	GA14174	P88	GA16374	P164
GA12868	P152	GA13700	P104	GA14181	P131	GA16374	P165
GA13044	P156	GA13719	P122	GA14184	P131	GA16386	P162
GA13047	P156	GA13733	P82	GA14185	P88	GA16386	P164
GA13048	P156	GA13793	P49	GA14211	P131	GA16391	P114
GA13078	P132	GA13800	P66	GA14220	P102	GA16428	P172
GA13079	P132	GA13802	P66	GA14221	P102	GA16428	P174
GA13169	P116	GA13806	P66	GA14250	P42	GA16828	P158
GA13204	P105	GA13807	P66	GA14251	P42	GA16828	P160
GA13204	P156	GA13809	P66	GA14403	P70	GA16828	P162
GA13204	P158	GA13810	P66	GA14413	P100	GA16828	P164
GA13204	P160	GA13811	P66	GA14447	P156	GA16829	P8
GA13214	P105	GA13812	P66	GA14448	P152	GA16829	P162
GA13227	P105	GA13813	P66	GA14449	P152	GA16829	P164
GA13234	P104	GA13814	P66	GA14450	P156	GA16831	P156
GA13235	P102	GA13815	P66	GA14450	P164	GA16831	P164
GA13258	P60	GA13816	P66	GA14452	P156	GA16832	P165
GA13312	P124	GA13926	P84	GA14452	P164	GA16833	P165
GA13421	P62	GA13927	P84	GA14516	P92	GA16834	P165
GA13469	P176	GA13928	P84	GA14518	P92	GA17010	P162
GA13470	P176	GA13929	P84	GA14521	P92	GA17010	P164
GA13474	P120	GA13943	P84	GA14573	P62	GA17011	P162
GA13512	P116	GA13944	P114	GA14574	P62	GA17011	P164
GA13524	P102	GA14003	P74	GA14707	P74	GA17043	P102
GA13524	P105	GA14004	P72	GA14822	P72	GA17043	P104
GA13524	P108	GA14005	P72	GA14839	P74	GA17077	P82
GA13524	P110	GA14031	P80	GA14846	P114	GA1720	P8
GA13525	P108	GA14037	P74	GA14847	P62	GA1720	P10
GA13525	P110	GA14037	P76	GA14942	P72	GA17200	P162

Part No.	Page	Part No.	Page	Part No.	Page	Part No.	Page
GA2007	P20	GA5202	P105	GA7154	P105	GA9102	P119
GA2012L	P12	GA5202	P108	GA7255	P26	GA9103	P119
GA2012R	P12	GA5202	P110	GA7376	P100	GA9131	P44
GA2014	P12	GA5651	P8	GA7409	P100	GA9205	P128
GA2014	P38	GA5654	P38	GA7434	P92	GA9306	P94
GA2014	P40	GA5654	P40	GA7434	P94	GA9315	P94
GA2014	P42	GA5654	P42	GA7434	P100	GA9437	P168
GA2014	P44	GA5654	P44	GA7849	P154	GA9472	P169
GA2018	P24	GA5698	P26	GA7851	P154	GA9481	P148
GA2019	P24	GA5698	P28	GA7856	P114	GA9510	P135
GA2020	P24	GA5699	P26	GA7856	P148	GA9526	P88
GA2075	P34	GA5715	P38	GA7859	P154	GA9547	P80
GA2094	P35	GA5718	P38	GA7862	P147	GA9712	P177
GA2147	P100	GA5719	P38	GA7863	P148	GA9714	P21
GA2148	P100	GA5794	P26	GA7949	P14	GA9844	P44
GA2180	P4	GA5795	P26	GA7975	P14	GA9845	P44
GA2180	P8	GA5796	P26	GA7976	P14	GA9856	P88
GA2180	P102	GA5834	P26	GA8001	P102	GA9861	P44
GA2180	P104	GA5853	P122	GA8022	P154	GA9862	P44
GA2528	P148	GA5982	P26	GA8046	P154	GA9865	P44
GA2558	P100	GA6027	P26	GA8047	P148	GA9877	P100
GA2559	P178	GA6038	P26	GA8047	P154	GA9964	P54
GA2612	P148	GA6108	P148	GA8130	P125	GA9964	P62
GA2660	P172	GA6109	P147	GA8172	P119	GA9964	P114
GA2660	P174	GA6168	P26	GA8324	P12	GA9964	P114
GA3413	P134	GA6171	P14	GA8326	P32	GA9978	P154
GA3584	P134	GA6171	P16	GA8328	P54	GA9979	P154
GA3584	P147	GA6171	P16	GA8328	P114	GB0110	P24
GA3893	P180	GA6171	P169	GA8328	P150	GB0111	P24
GA4031	P119	GA6182	P26	GA8329	P54	GB0115	P32
GA4293	P132	GA6184	P26	GA8329	P114	GB0116	P32
GA4444	P30	GA6187	P26	GA8329	P150	GB0120	P24
GA4722	P92	GA6189	P94	GA8343	P24	GB0186	P8
GA4722	P92	GA6434	P16	GA8364	P32	GB0196	P178
GA4723	P92	GA6478	P26	GA8366	P32	GB0212	P86
GA4723	P92	GA6527	P180	GA8371	P30	GB0213	P44
GA4729	P92	GA6597	P16	GA8603	P36	GB0213	P168
GA4976	P172	GA6633	P26	GA8603	P44	GB0218	P8
GA4976	P180	GA6741	P34	GA8603	P168	GB0218	P20
GA5105	P105	GA6832	P40	GA8641	P36	GB0218	P44
GA5105	P108	GA6833	P40	GA8641	P44	GB0218	P44
GA5105	P110	GA6834	P40	GA8731	P148	GB0218	P177
GA5108	P102	GA6838	P40	GA8760	P42	GB0230	P88
GA5108	P105	GA6860	P119	GA8828	P127	GB0234	P88
GA5108	P108	GA6870	P119	GA8831	P127	GB0239	P16
GA5108	P110	GA6907	P34	GA8877	P169	GB0254	P16
GA5116	P102	GA6975	P54	GA8882	P131	GB0265	P2
GA5116	P104	GA6975	P148	GA8931	P183	GB0266	P2
GA5121	P90	GA6977	P148	GA8948	P123	GB0267	P2
GA5121	P100	GA6978	P114	GA8951	P123	GB0268	P16
GA5122	P100	GA6978	P148	GA9097	P134	GB0274	P2
GA5202	P102	GA7154	P102	GA9101	P119	GB0276	P14

Numerical Index

M0236-02

Model 3600

Part No.	Page	Part No.	Page	Part No.	Page	Part No.	Page
GB0278	P20	GB0445	P80	GD10126	P104	GD11239	P32
GB0278	P32	GB0446	P80	GD10161	P104	GD11240	P32
GB0282	P16	GB0447	P82	GD10186	P119	GD11259	P2
GB0285	P2	GB0455	P80	GD10243	P148	GD11259	P12
GB0291	P44	GB0455	P82	GD1026	P2	GD11279	P21
GB0301	P12	GB0464	P42	GD1026	P10	GD11286	P24
GB0314	P20	GB0501	P72	GD1026	P30	GD11297	P32
GB0315	P184	GB0502	P72	GD10283	P122	GD11305	P30
GB0319	P28	GB0554	P122	GD1033	P2	GD11306	P12
GB0320	P94	GB0574	P80	GD10356	P102	GD11311	P24
GB0322	P168	GB0574	P82	GD1039	P24	GD11313	P17
GB0323	P168	GB0634	P76	GD1041	P24	GD1132	P38
GB0328	P28	GB0635	P76	GD1042	P24	GD1132	P40
GB0331	P10	GB0673	P76	GD10473	P12	GD1132	P42
GB0331	P20	GB0674	P76	GD10519	P42	GD1132	P44
GB0331	P80	GB0675	P76	GD10519	P44	GD11413	P20
GB0331	P82	GB0717	P82	GD1059L	P30	GD11413	P32
GB0332	P90	GD0453-07	P119	GD1059R	P30	GD11422	P8
GB0355	P90	GD0677	P119	GD1060	P30	GD11423	P14
GB0357	P90	GD0704	P119	GD1061	P32	GD11423	P169
GB0358	P28	GD0740	P98	GD1063	P32	GD11424	P30
GB0361	P88	GD0740	P102	GD1065	P2	GD1143	P35
GB0365	P170	GD0740	P105	GD1065	P10	GD1144	P35
GB0366	P8	GD0746	P122	GD10674-01	P120	GD1145	P35
GB0370	P170	GD0752-64	P94	GD10777	P172	GD11453	P14
GB0374	P102	GD0831	P178	GD1083	P24	GD11474	P154
GB0374	P104	GD0840	P120	GD1085	P16	GD11490	P100
GB0383	P42	GD0840	P122	GD1086	P14	GD11508	P17
GB0387	P40	GD0844	P178	GD10963	P34	GD11509	P17
GB0387	P42	GD0914-180	P101	GD10984	P34	GD11528	P24
GB0387	P44	GD0914-180	P104	GD10991	P14	GD11557	P168
GB0393	P4	GD0914-68	P101	GD10993	P2	GD11558	P168
GB0395	P4	GD0914-68	P104	GD11017	P12	GD1162	P192
GB0396	P4	GD0914-68	P108	GD11045	P4	GD1166	P178
GB0397	P4	GD0914-68	P110	GD11089	P148	GD11677	P36
GB0398	P4	GD0914-78	P101	GD11089	P150	GD11695	P100
GB0399	P168	GD10036	P8	GD11089	P154	GD11700	P52
GB0404	P168	GD10057-01	P194	GD1109	P16	GD11700	P180
GB0410	P24	GD10057-02	P194	GD11122	P26	GD11721	P84
GB0425	P66	GD10057-03	P194	GD11123	P172	GD11751	P125
GB0427	P72	GD10057-04	P194	GD11123	P174	GD11787	P24
GB0428	P82	GD10057-05	P194	GD1113	P8	GD11845	P2
GB0429	P66	GD10057-06	P194	GD1114	P108	GD11845	P12
GB0430	P72	GD10057-09	P194	GD1114	P110	GD11953	P169
GB0430	P80	GD10057-10	P194	GD1114	P180	GD11954	P169
GB0430	P82	GD10057-14	P194	GD1115L	P34	GD11962	P2
GB0431	P72	GD10057-15	P194	GD1115R	P34	GD11962	P10
GB0433	P72	GD10057-17	P194	GD1116	P34	GD11962	P30
GB0434	P72	GD10057-18	P194	GD1118	P34	GD11963-04	P4
GB0435	P72	GD10057-19	P194	GD11219	P30	GD11970	P131
GB0436	P72	GD10063	P90	GD11239	P20	GD11984	P131
GB0444	P72	GD10126	P101	GD11239	P30	GD11985	P127

Part No.	Page	Part No.	Page	Part No.	Page	Part No.	Page
GD11986	P127	GD14217	P8	GD15074	P96	GD15804	P62
GD1199-04	P102	GD14258	P114	GD15110	P96	GD15833	P58
GD1199-04	P104	GD14258	P114	GD15110	P96	GD15849-02	P54
GD1199-06	P102	GD14398	P36	GD1512	P192	GD15849-02	P62
GD1199-06	P104	GD14467	P28	GD15169	P90	GD15854	P56
GD11993	P154	GD14468	P28	GD15170	P90	GD15856-02	P56
GD12102	P127	GD14477	P28	GD15172	P90	GD15856-06	P56
GD12104	P131	GD14541	P28	GD15187-01	P134	GD15856-07	P56
GD12106	P125	GD14559	P119	GD15226	P168	GD15867-02	P56
GD12106	P130	GD14563	P95	GD15235	P98	GD15867-05	P56
GD12223	P125	GD14563	P96	GD15282	P96	GD15939	P184
GD12223	P130	GD14563	P96	GD15283	P70	GD15968	P150
GD12239	P130	GD14565	P95	GD15283	P120	GD16037	P52
GD12239	P131	GD14592	P28	GD15285	P96	GD16038	P52
GD12242	P130	GD14626	P56	GD15369	P90	GD16058	P94
GD12522	P125	GD14627	P56	GD15406	P92	GD16146	P134
GD12522	P130	GD14640	P54	GD15451	P90	GD16175	P120
GD12543	P100	GD14649	P168	GD15489	P119	GD16227	P86
GD12548	P123	GD14651	P168	GD15532	P108	GD16245	P2
GD12550	P123	GD14660	P114	GD15532	P110	GD16324-01	P54
GD12676	P168	GD14671	P170	GD15568	P168	GD16355-01	P105
GD12677	P168	GD14672	P168	GD15582	P96	GD16355-02	P105
GD12679	P168	GD14673	P168	GD15600	P168	GD16355-03	P105
GD12723	P150	GD14812	P86	GD15605	P172	GD16356	P119
GD12724	P150	GD14841	P86	GD15605	P174	GD16478	P172
GD12725	P150	GD14842	P86	GD15623	P130	GD16479	P172
GD12726	P147	GD14843	P86	GD15624	P86	GD16489	P108
GD12817	P44	GD14897	P124	GD15634	P134	GD16489	P110
GD12817	P168	GD14898	P124	GD15663	P28	GD16490	P108
GD12826	P44	GD14901	P126	GD15698	P24	GD16490	P110
GD12827	P44	GD14902	P126	GD15699	P26	GD16608	P54
GD12829	P44	GD14908	P125	GD15700	P28	GD16840	P54
GD13170	P128	GD14910	P125	GD15703	P172	GD16842	P56
GD13171	P128	GD14923	P134	GD15703	P174	GD16843	P56
GD13172	P128	GD14925	P136	GD15747	P20	GD16844	P56
GD13173	P128	GD14925	P138	GD15774	P130	GD16845	P56
GD13226-02	P46	GD14926	P90	GD15780	P90	GD16854	P58
GD13226-02	P60	GD14941	P90	GD15789	P54	GD16855	P58
GD13226-02	P60	GD14987	P96	GD15790	P54	GD16864	P58
GD13226-02	P60	GD15041	P94	GD15791-09	P56	GD16873	P52
GD13309	P169	GD15042	P94	GD15792-03	P56	GD16874	P52
GD13328	P178	GD15045	P90	GD15792-05	P56	GD16887	P98
GD13361	P2	GD15046	P70	GD15792-06	P56	GD16890	P98
GD13377	P88	GD15046	P90	GD15792-06	P56	GD16991	P54
GD13400	P128	GD15048	P95	GD15792-12	P56	GD16992	P54
GD13401	P100	GD15049	P95	GD15792-12	P56	GD17006	P168
GD1359	P94	GD15067	P95	GD15792-13	P56	GD17014	P2
GD1360	P94	GD15068	P95	GD15792-19	P56	GD17014	P82
GD13740	P94	GD15068	P95	GD15799	P56	GD17021	P28
GD13744	P178	GD15069	P95	GD15803	P54	GD17028	P28
GD14065	P16	GD15070	P95	GD15803	P62	GD17039	P90
GD14170	P44	GD15072	P95	GD15804	P54	GD17039	P101

Numerical Index

M0236-02

Model 3600

Part No.	Page	Part No.	Page	Part No.	Page	Part No.	Page
GD17039	P104	GD18100	P135	GD18901	P116	GD19893	P76
GD17039	P170	GD18101	P135	GD18901	P117	GD19894	P74
GD17047	P28	GD18112	P116	GD19079	P117	GD19925	P84
GD17048	P28	GD18118	P154	GD1908	P8	GD19956	P74
GD17049	P28	GD18143	P86	GD19080	P116	GD19958	P74
GD17050	P28	GD18151	P86	GD19178	P60	GD19962	P148
GD17052	P56	GD18152	P86	GD19180	P176	GD20022	P74
GD17094	P104	GD18168	P154	GD19181	P176	GD20030	P74
GD17095	P102	GD18170	P86	GD19182	P176	GD20032	P80
GD17099	P28	GD18171	P86	GD19184	P176	GD20035	P74
GD17104	P28	GD18173	P116	GD19187	P176	GD20035	P76
GD17141	P116	GD18173	P117	GD19190	P112	GD20036	P74
GD17143	P116	GD18175	P86	GD19212	P119	GD20036	P76
GD17148	P112	GD18176	P156	GD19212	P119	GD20037	P74
GD17148	P116	GD18176	P158	GD19221	P59	GD20037	P76
GD17148	P117	GD18176	P160	GD19237	P116	GD20040	P74
GD17150-05	P116	GD18176	P164	GD19238	P116	GD20046	P59
GD17151-01	P116	GD18177	P156	GD19242	P108	GD20047	P59
GD17151-06	P114	GD18177	P158	GD19242	P110	GD20051	P68
GD17151-20	P62	GD18177	P160	GD19245	P138	GD20051	P68
GD17152	P28	GD18191	P60	GD19248	P105	GD20052	P68
GD17154	P116	GD18193	P60	GD19252	P104	GD20052	P68
GD17156	P112	GD18194	P60	GD19292	P36	GD20052	P68
GD17156	P116	GD18275	P114	GD19292	P44	GD20054	P68
GD17156	P116	GD18279	P59	GD19333	P24	GD20055	P68
GD17156	P117	GD18279	P60	GD19440	P132	GD20056	P68
GD17162	P28	GD18307	P60	GD19508	P72	GD20057	P68
GD17186	P28	GD18308	P60	GD19509	P80	GD20058	P84
GD17187	P28	GD18309	P60	GD19509	P82	GD20068	P62
GD1755	P26	GD18317	P60	GD19620	P76	GD20102	P88
GD17794	P4	GD18318	P60	GD19635	P72	GD20111	P172
GD17967	P119	GD18319	P60	GD19659-02	P70	GD20111	P174
GD17973	P170	GD18320	P60	GD19665	P72	GD20188	P88
GD17992	P174	GD18321	P60	GD19690-03	P74	GD20189	P88
GD17995	P172	GD18324	P60	GD19690-03	P76	GD20190	P88
GD18004	P86	GD18407	P152	GD19690-04	P74	GD20191	P88
GD18010	P114	GD18408	P152	GD19690-04	P76	GD20194	P70
GD18010	P116	GD1862	P172	GD19695	P72	GD20195	P70
GD18011	P116	GD1862	P174	GD19698	P72	GD20196	P70
GD18013	P154	GD18628	P154	GD19699	P72	GD20198	P88
GD18015	P116	GD18642	P154	GD19759	P154	GD20221	P131
GD18070	P102	GD18643	P92	GD19761	P135	GD20227	P68
GD18070	P104	GD18643	P104	GD19774	P84	GD20227	P68
GD18078	P116	GD18646	P105	GD19790	P24	GD20227	P68
GD18084	P116	GD18676	P92	GD19808	P72	GD20227	P68
GD18085	P112	GD18676	P105	GD19814	P84	GD20229	P88
GD18095	P28	GD18699	P102	GD19852	P72	GD20230	P88
GD18096	P134	GD18699	P105	GD19854	P72	GD20231	P88
GD18097	P135	GD18704	P24	GD19863	P72	GD20232	P88
GD18098	P28	GD18796	P114	GD19864	P72	GD20234	P88
GD18099	P136	GD18811	P132	GD19865	P72	GD20235	P88
GD18099	P138	GD18891	P5	GD19893	P74	GD20236	P88

Part No.	Page	Part No.	Page	Part No.	Page	Part No.	Page
GD20248	P74	GD2548-39	P108	GD7145	P68	GD9964	P119
GD20248	P76	GD2548-39	P110	GD7145	P68	GM0235-01	P197
GD20281	P78	GD25521-01	P74	GD7148	P32	GM0235-02	P197
GD20282	P78	GD25521-01	P76	GD7258	P32	GR0146	P196
GD20457	P92	GD2558	P86	GD7318	P2	GR0146MPP	P196
GD20458	P92	GD2558	P178	GD7318	P10	GR0150	P120
GD20922	P74	GD2597	P120	GD7571	P92	GR0150	P122
GD20922	P76	GD2597	P122	GD7803	P36	GR0151	P120
GD20923	P74	GD2681	P177	GD7803	P44	GR0151	P122
GD20923	P76	GD2721	P119	GD7804	P36	GR0155	P196
GD21080	P72	GD2721	P184	GD7804	P44	GR0155MPP	P196
GD21081	P74	GD2829	P54	GD7817-01	P38	GR0190	P178
GD21093	P86	GD2829	P148	GD7817-04	P38	GR0191	P94
GD21140	P74	GD2947	P34	GD7817-05	P178	GR0192	P94
GD2117	P192	GD2971-03	P108	GD7817-19	P70	GR0195	P178
GD21174	P74	GD2971-03	P110	GD7823	P38	GR0196	P32
GD21211	P86	GD2971-10	P30	GD7831	P178	GR0196	P2
GD21212	P86	GD2984	P192	GD7864	P92	GR0196	P82
GD21300	P62	GD3180-30	P4	GD7864	P92	GR0196	P82
GD21307	P88	GD3180-33	P116	GD7878	P26	GR0200	P178
GD21308	P74	GD3180-33	P117	GD7889	P38	GR0204	P178
GD21308	P76	GD3421	P88	GD7890	P38	GR0266	P59
GD21337	P8	GD3612	P2	GD8188	P98	GR0267	P178
GD21540	P120	GD3622	P172	GD8237	P26	GR0270	P100
GD21540	P122	GD3623	P172	GD8249	P8	GR0434	P100
GD2169	P120	GD3623	P174	GD8307	P38	GR0528	P92
GD2199	P84	GD3737	P86	GD8460	P16	GR0594	P154
GD2199	P86	GD3860	P148	GD8739	P148	GR0664	P24
GD2199	P191	GD3951	P172	GD8740	P148	GR0761	P134
GD22965	P148	GD3951	P174	GD8741	P148	GR0761	P135
GD22968	P162	GD4086	P142	GD8778	P26	GR0761	P139
GD22974	P162	GD4743	P52	GD8893-07	P56	GR0763	P134
GD22975	P162	GD4743	P56	GD9093	P88	GR0763	P135
GD23413	P56	GD5625	P96	GD9120	P16	GR0763	P139
GD23773	P10	GD5841	P90	GD9254	P36	GR0764	P134
GD23774	P10	GD5841	P100	GD9254	P44	GR0764	P134
GD23995	P4	GD5857	P40	GD9529	P139	GR0764	P139
GD2423	P34	GD5857	P102	GD9529	P139	GR0880	P180
GD24362	P154	GD5857	P104	GD9529	P139	GR0881	P180
GD24385-01	P76	GD5857	P108	GD9529	P139	GR0882	P180
GD24386	P76	GD5857	P110	GD9529	P147	GR0883	P180
GD24388	P76	GD5875	P119	GD9530	P139	GR0912	P102
GD24545	P2	GD6279-05	P52	GD9530	P139	GR0912	P105
GD2460	P35	GD6291	P148	GD9530	P139	GR0912	P108
GD24753	P76	GD6551	P102	GD9530	P139	GR0912	P110
GD24754	P76	GD6551	P104	GD9530	P147	GR1015	P172
GD24805	P28	GD7079	P92	GD9715	P40	GR1015	P180
GD24879-01	P76	GD7089	P92	GD9720	P40	GR1016	P172
GD2548-16	P101	GD7089	P92	GD9724	P40	GR1016	P180
GD2548-16	P104	GD7145	P52	GD9724	P42	GR1017	P172
GD2548-39	P101	GD7145	P58	GD9724	P44	GR1017	P174
GD2548-39	P104	GD7145	P68	GD9896	P148	GR1017	P180

Part No.	Page	Part No.	Page	Part No.	Page	Part No.	Page
GR1018	P172	GR1120	P182	GR1532	P123	GR1778	P116
GR1018	P180	GR1123	P182	GR1533	P183	GR1787	P48
GR1019	P172	GR1124	P182	GR1535	P183	GR1787	P48
GR1019	P180	GR1134	P182	GR1540	P183	GR1787	P49
GR1037	P127	GR1146	P178	GR1541	P183	GR1790	P108
GR1037	P130	GR1146	P182	GR1542	P183	GR1790	P110
GR1037	P130	GR1208	P58	GR1543	P182	GR1796	P182
GR1037	P134	GR1208	P58	GR1543	P183	GR1798	P182
GR1037	P134	GR1208	P58	GR1544	P183	GR1800	P182
GR1037	P134	GR1208	P70	GR1545	P183	GR1801	P182
GR1037	P134	GR1208	P150	GR1569	P24	GR1803	P182
GR1037	P135	GR1208	P150	GR1570MPP	P196	GR1804	P182
GR1037	P136	GR1208	P70	GR1598	P128	GR1805	P182
GR1037	P136	GR1220	P46	GR1635	P134	GR1806	P182
GR1037	P136	GR1246	P46	GR1635	P135	GR1808	P182
GR1037	P136	GR1290	P148	GR1681	P94	GR1809	P116
GR1037	P136	GR1292	P148	GR1686	P172	GR1813	P5
GR1037	P136	GR1294	P102	GR1686	P174	GR1818	P5
GR1037	P136	GR1321	P131	GR1688	P124	GR1819	P5
GR1037	P136	GR1321	P139	GR1689	P126	GR1828	P196
GR1037	P138	GR1322	P131	GR1691	P125	GR1829	P5
GR1037	P138	GR1322	P139	GR1691	P130	GR1830	P5
GR1037	P138	GR1363	P114	GR1708	P172	GR1831	P5
GR1037	P138	GR1363	P148	GR1708	P174	GR1835	P152
GR1037	P138	GR1364	P114	GR1731	P58	GR1836	P152
GR1037	P138	GR1364	P148	GR1731	P58	GR1838	P152
GR1037	P138	GR1414	P154	GR1731	P58	GR1839	P152
GR1037	P138	GR1415	P154	GR1731	P150	GR1842MPP	P196
GR1037	P142	GR1430	P46	GR1731	P150	GR1843	P116
GR1037	P142	GR1445	P131	GR1731	P70	GR1846	P132
GR1037	P142	GR1445	P134	GR1731	P70	GR1848	P24
GR1037	P142	GR1445	P135	GR1732	P58	GR1850	P46
GR1037	P142	GR1465	P131	GR1732	P58	GR1851	P46
GR1037	P142	GR1466	P48	GR1732	P150	GR1852	P46
GR1037	P88	GR1466	P52	GR1732	P70	GR1853	P46
GR1037	P119	GR1466	P52	GR1732	P70	GR1854	P46
GR1037	P124	GR1466	P134	GR1733	P58	GR1855	P46
GR1037	P126	GR1466	P138	GR1733	P58	GR1856	P46
GR1037	P131	GR1466	P138	GR1733	P150	GR1857	P46
GR1037	P142	GR1466	P132	GR1733	P70	GR1858	P46
GR1045	P50	GR1467	P48	GR1733	P70	GR1859	P46
GR1045	P52	GR1467	P48	GR1734	P50	GR1861	P46
GR1045	P52	GR1467	P49	GR1736	P54	GR1862	P46
GR1045	P134	GR1467	P50	GR1736	P62	GR1863	P46
GR1045	P134	GR1467	P50	GR1739	P172	GR1864	P46
GR1045	P135	GR1467	P52	GR1739	P174	GR1865	P46
GR1045	P135	GR1467	P52	GR1766	P174	GR1866	P46
GR1045	P135	GR1467	P54	GR1767	P174	GR1867	P46
GR1104	P182	GR1517	P130	GR1768	P174	GR1868	P46
GR1112	P182	GR1517	P135	GR1769	P174	GR1869	P46
GR1116	P182	GR1519	P131	GR1777	P54	GR1870	P46
GR1118	P182	GR1522	P127	GR1777	P62	GR1871	P46

Part No.	Page	Part No.	Page	Part No.	Page	Part No.	Page
GR1872	P46						
GR1874	P46						
GR1875	P46						
GR1894	P5						
GR1895	P5						
GR1896	P5						
GR1897	P24						
GR1898	P5						
GR1912	P92						
GR1912	P92						
GR1916	P152						
GR1921	P115						
GR1939	P132						
GR1943	P116						
GR1946	P49						
GR1951	P115						
GR1952	P116						
GR1953	P116						
GR1960	P46						
GR1960	P62						
GR1961	P62						
GR1967	P62						
GR1968	P62						
GR1969	P62						
GR1970	P62						
GR1971	P62						
GR1976	P62						
GR1977	P62						
GR1978	P62						
GR1979	P62						
GR1981	P96						
GR2000	P62						
GR2008	P154						
GR2011	P182						
GR2041	P132						
GR2042	P131						
GR2042	P139						
GR2092	P60						
GR2093	P60						
GR2109	P62						