

MODEL 3700 FRONT FOLDING PLANTER PARTS MANUAL

M0233-02

Rev. 6/14

This manual applies to: Model: 3700 and 3700 ASD Front Folding Planters
2010 Production to 2014 Production

Record the model number and serial number of your planter along with date purchased:

Serial Number _____

Date Purchased _____

Information in this manual was current at time of printing. However, due to Kinze's ongoing product improvement, production changes may cause your machine to appear slightly different in detail. Kinze Manufacturing, Inc. reserves the right to change specifications or design without notice and without incurring obligation to install the same on machines previously manufactured.

Right hand (R.H.) and left hand (L.H.), as used throughout this manual, are determined by facing in the direction the machine will travel when in use, unless otherwise stated.

ROW UNIT

Shank Assembly, Seed Tube, and Depth Adjustment P1
 Pneumatic Down Pressure Package Option P3
 Air Clutch, Pull Row Unit P5
 Parallel Arms, Mounting Support Plate, and Quick Adjustable Down Forces Springs Option. P7
 Ag Leader Electric Clutch P9
 15" Seed Opener Disc Blade/Bearing Assembly and Scrapers P11
 Gauge Wheels P13
 "V" Closing Wheels P15
 Hopper Support and Meter Drive. P17
 Seed Hopper and Lid. P19
 Finger Pickup Seed Meter P21
 Brush-Type Seed Meter P23
 EdgeVac Seed Meter P25
 Granular Chemical Hopper and Hopper Panel Extension P27
 Granular Chemical Meter and Meter Drive P29
 Granular Chemical Banding Options P31
 Spring Tooth Incorporator P33
 Row Unit Mounted No Till Coulter P34
 Row Unit Mounted Disc Furrower P35
 Row Unit Mounted Residue Wheel P37
 Coulter Mounted Residue Wheels P39
 Frame Mounted Coulter W/Residue Wheels P41

EDGEVAC SYSTEM

Vacuum Fan System, 24 Row 20" and 24 Row 22" P44
 Vacuum Fan Assembly, 24 Row 20" and 24 Row 22" P45
 Vacuum Fan Assembly, 24 Row 30" and 36 Row 20" P47
 Vacuum Fan Hydraulic Components, 24 Row 20" and 24 Row 22" P49
 Vacuum Fan Hydraulic Components, 24 Row 30" and 36 Row 20" P51
 Vacuum Fan Reservoir Assembly, 24 Row 20" and 24 Row 22" P53
 Vacuum Fan Reservoir Assembly, 24 Row 30" and 36 Row 20" P55
 Reservoir Hose Supports/Clamps on Hitch P56
 Distribution Hoses, 24 Row 20" P57
 Distribution Hoses, 24 Row 22" P59
 Manifolds and Distribution Hoses, 24 Row 30" P61
 Manifolds and Distribution Hoses, 36 Row 20" P63
 Vacuum Fan Manifolds, 24 Row 20"/24 Row 22" (EdgeVac/Conventional) P65
 Vacuum Fan Manifolds, 24 Row 20"/24 Row 22" (EdgeVac/ASD) P67
 Vacuum Fan/Manifold Mounting Supports and Hardware P69
 PTO Pump Assembly. P71

AIR SEED DELIVERY SYSTEM (ASD)

ASD Fan System P73
 ASD Hydraulic Schematic, 24 Row 20"/24 Row 22" P75
 ASD Hydraulic Schematic, 24 Row 30"/36 Row 20" P76
 ASD Hoses, 24 Row 20" and 24 Row 22" P77
 ASD Hoses, 24 Row 30" P79
 ASD Hoses, 36 Row 20" P81
 ASD Manifolds and Distribution Hoses P83
 ASD Entrainer Assembly, 24 Row 30" P85
 ASD Entrainer Assembly, 36 Row 20" P87
 ASD Tank Assembly (Prior to 2013 Production) P89
 ASD Tank Assembly (2013 Production and on) P91
 ASD Scale Package. P93
 ASD Mechanical Row Unit. P95
 ASD EdgeVac Row Unit. P97
 ASD Catwalk, 24 Row 20" and 24 Row 22" P99
 ASD Catwalk, 24 Row 30" P101
 ASD Catwalk, 36 Row 20" P103
 ASD Stair, 24 Row 30" P105

BASE MACHINE

Front Hitch Assembly/Safety Chain P107
 Hitch and Linkage Assembly, 24 Row 20" and 24 Row 22" P110
 Hitch and Linkage Assembly, 24 Row 30" and 36 Row 20" P111
 Front Hitch Assembly (Rear Section) P113
 Front Wear Pads P114
 Tower Assembly, 24 Row 20" and 24 Row 22" P116
 Tower Assembly, 24 Row 30" and 36 Row 20" P117
 Stroke Limiter/Detent Valve Assembly and Linkage. . . . P119
 Hinge and Wing Assemblies P121
 Hinge and Wing Assemblies P122
 Wing Frame, 24 Row P123
 Wing Frame, 36 Row 20" P125
 Hose Take-Up P127
 Axle, 24 Row 20" and 24 Row 22" P129
 Transport Lockup, 24 Row 20" and 24 Row 22" P130
 Axle and Transport Lockup, 24 Row 30" and 36 Row 20" P132
 Transport Wheel and Hub Assembly P133
 Wheel Module Assembly P135
 Ground Drive Tire Assembly P138
 Contact Wheel Assembly. P139
 Point Row Clutch P141
 Two-Speed Point Row Clutch. P143
 Two-Speed Point Row Clutch Wheel Module Extensions. P145

Hydraulic Drive, 24 Row 20" and 24 Row 22"	P147
Airline Fittings and Hoses, 24 Row 30"	P149
Airline Fittings and Hoses, 36 Row 20"	P150
Air Compressor and Dual Solenoid Assembly	P153
Accumulator Assembly	P155
Seed Rate Transmission and Driveline	P156
Ratchet/Sprocket Assembly	P159
Row Marker Assembly	P160
Row Marker Spindle/Hub/Blade	P163

HYDRAULICS

Slave Cylinders	P165
Master Cylinder	P165
Hitch Paralled Linkage Cylinder	P166
Assist Cylinder, 36 Row 20"	P167
Row Marker (Cushion) Cylinder	P168
Helper Cylinder, All Sizes	P169
Tongue Cylinder, 24 Row 20" and 24 Row 22"	P170
Tongue Cylinder, 24 Row 30" and 36 Row 20"	P171
Valve Block on Front Hitch	P173
Valve Block on Tower Assembly	P174
Valve Block on R.H. Wing	P175
Valve Block on L.H. Wing	P177
Pilot Pressure Booster Valve Block	P178
Valve Block on L.H. and R.H. Wheel Module	P178
Junction Block on Hose Take-Up	P179
Detent Lever Valve	P180
Junction Block - Located on L.H. Wing	P180
Stroke Limiter Valve	P181
Pilot Operated Check Valve	P181
Solenoid Valve (G1K276)	P182
Solenoid Valve (G1K275)	P182
Pressure Relief Valves	P183
Check Valve	P183
Flow Control Valve	P183
Clutch Valve Assembly	P184
ASD Valve Block	P185
Hydraulic Motor	P186
Vacuum Fan Motor Valve Block Assembly, 24 Row 20" and 24 Row 22"	P187
Vacuum Fan Hydraulic Motor Assembly	P188
Vacuum Fan Motor Valve Block Assembly, 24 Row 30" and 36 Row 20"	P189
Hydraulic System, 24 Row 20" and 24 Row 22"	P191
Hydraulic Drive Hydraulic System, 24 Row 20" and 24 Row 22"	P193
Hydraulic System, 24 Row 30"	P195
Hydraulic System, 36 Row 20"	P197

ELECTRONICS

Electrical Components	P199
Light/Reflective Decal Brackets and Extensions	P202
KPM III Electronic Seed Monitor	P203
Miscellaneous Cobalt and Integra Parts	P206
Planter Monitor Module (PMM)	P207
Kinze Cobalt Display (Prior to 2013 Production)	P209
Kinze Vision Display	P211
Integra Display (Prior to 2013 Production)	P213
ISOBUS Electric Clutch Package	P215
Ag Leader Electric Clutch Package	P217
ISOBUS Retrofit Cabling Package - Integra	P219

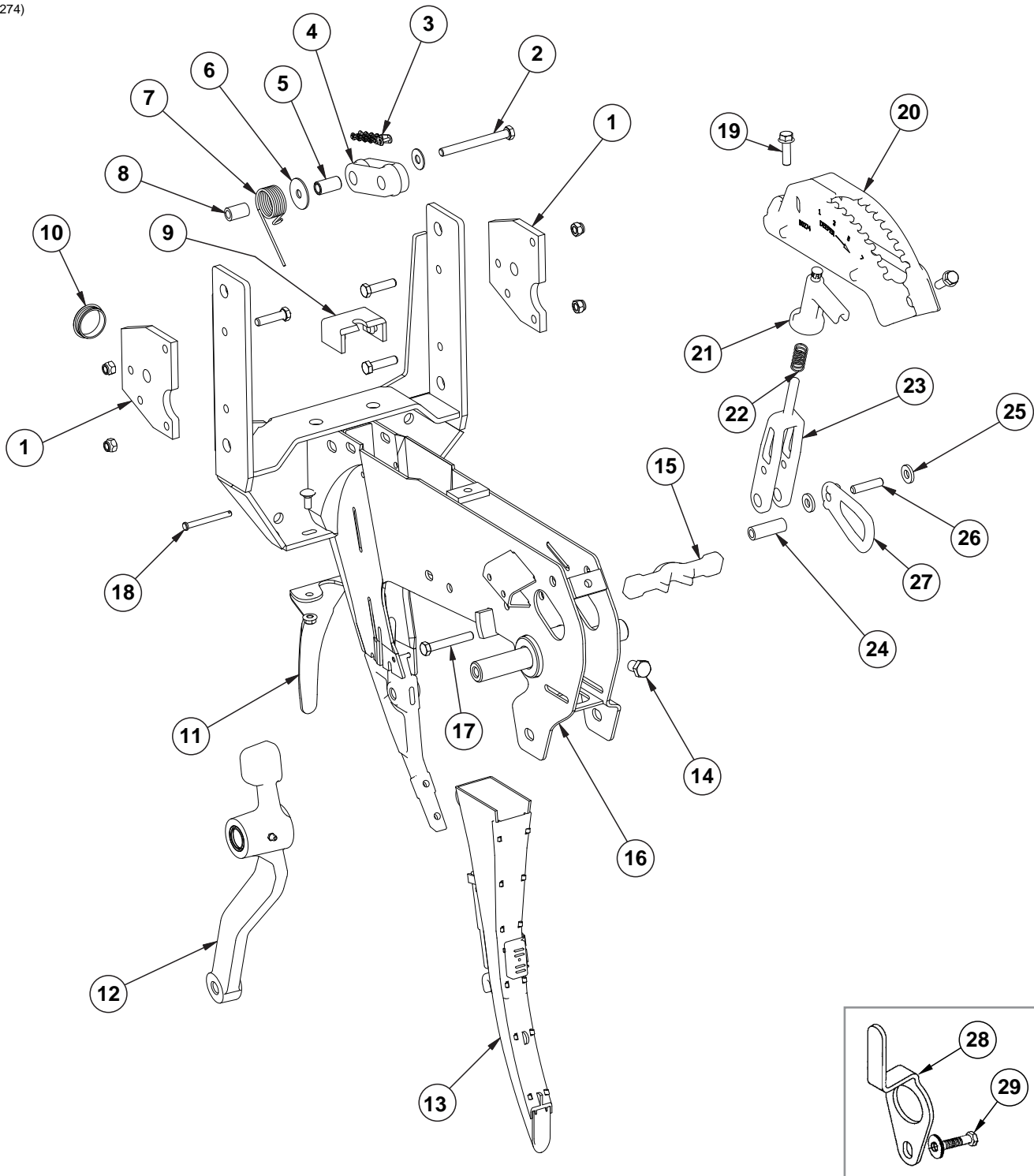
FERTILIZER

Liquid Fertilizer Piston Pump Drive	P221
Liquid Fertilizer Piston Pump Mount and Ground Drive Wheel	P223
Liquid Fertilizer Hoses and Fittings	P227
Liquid Fertilizer Piston Pump, NGP-6055	P229
Liquid Fertilizer Piston Pump, NGP-7055	P231
Liquid Fertilizer Piston Pump Flow Divider	P233
Piston Pump Drive	P235
Starter Liquid Fertilizer Package	P237
Low Rate Liquid Fertilizer Package	P239
Liquid Fertilizer Tank and Quick Fill	P241
Rear Trailer Hitch	P243

DECALS, PAINT, AND MISCELLANEOUS P245

NUMERICAL INDEX P262

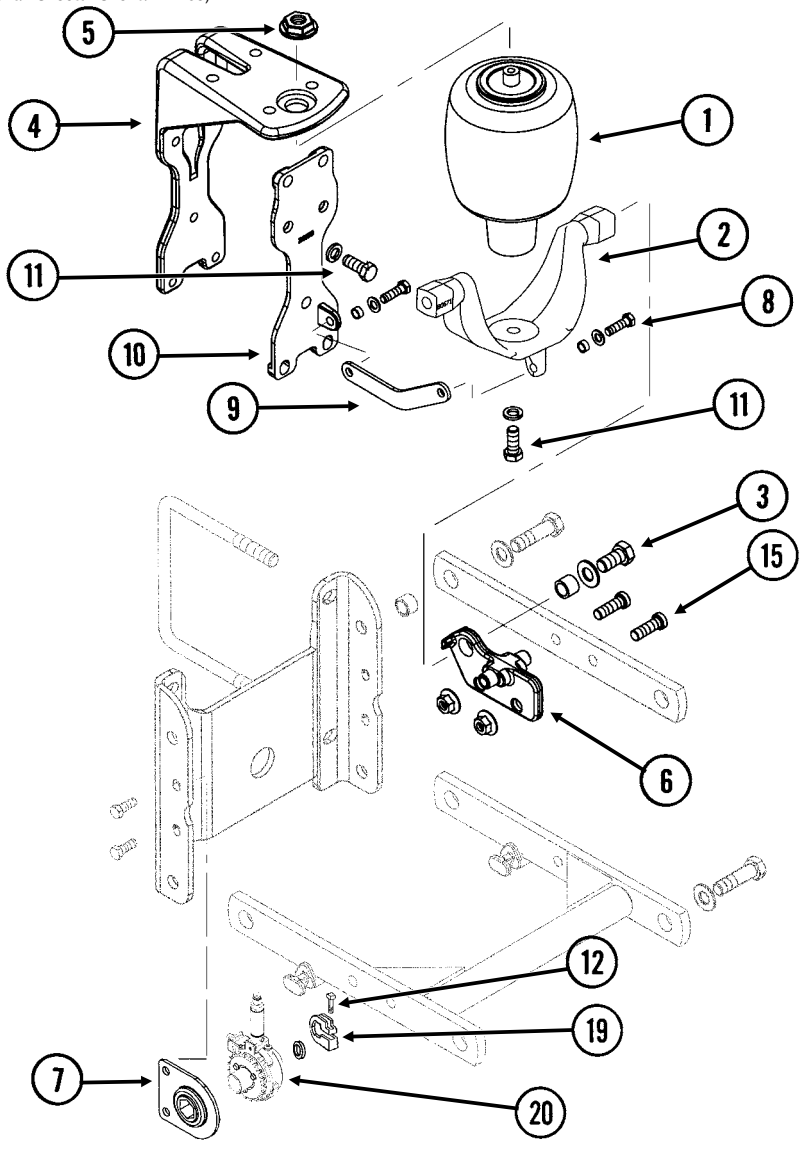
(IP1274)



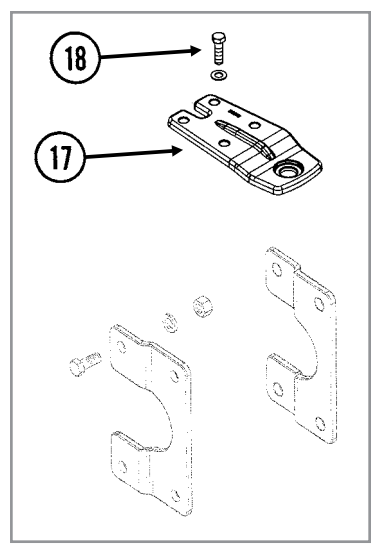
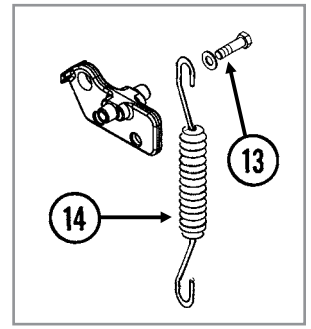
ITEM	PART NO.	QTY. (Per Row)	DESCRIPTION
1	GD24545	2	Stop
	G10003	3	Hex Head Cap Screw, 3/8"-16 x 1 1/2"
	G10108	4	Lock Nut, 3/8"-16
2	G10326	1	Hex Head Cap Screw, 3/8"-16 x 3 3/4"
	G11387	1	Flat Washer, 3/8" SAE
3	G3303-98	-	Chain, No. 41, 98 Pitch Including Connector Link (Mechanical)
	G3303-108	-	Chain, No. 41, 108 Pitch Including Connector Link (EdgeVac)
	G3303-16	-	Chain, No. 41, 16 Pitch Including Connector Link (Used W/Row Unit Extension Brackets)
	GR0196	-	Connector Link, No. 41
4	GD11962	1	Idler
5	GD1026	1	Sleeve, 1 3/16" Long
6	G10201	1	Special Washer, 3/8" x 1 1/2" O.D.
7	GD1065	1	Idler Spring
8	GD7318	1	Sleeve, 1" Long
9	GD16245	1	Sun Shade (Rubber)
10	GD11845	1	Dust Cap
11	GD28390	1	Shield
	G10312	2	Carriage Bolt, 5/16"-18 x 3/4"
	G10620	2	Serrated Flange Nut, 5/16"-18
12	---	1	See "Gauge Wheels" on page P13
13	---	-	See "KPM III Electronic Seed Monitor" on page P203 See "Planter Monitor Module (PMM)" on page P207
14	G10438	1	Hex Head Cap Screw, 1/2"-13 x 3/4"
15	GB0265	1	Pivot Link, Depth Adjustment
16	GA10157	1	Shank W/Gauge Wheel Pivot Spindle And Set Screw
17	G11592	1	Hex Head Cap Screw, 3/8"-24 x 2 3/4", Grade 8
	G11591	1	Nylon Lock Nut, 3/8"-24, Grade C
18	G10551	1	Clevis Pin, 1/4" x 2 1/2"
	G11591	1	Nylon Lock Nut, 3/8"-24, Grade C
19	G11015	2	Hex Washer Head Cap Screw, 3/8"-16 x 1 1/4"
20	GB0274	1	Cover, Depth Adjustment
21	GB0266	1	Handle, Depth Adjustment
	GD3612	-	Cap Plug
22	GD10993	1	Spring
23	GB0267	1	Lever, Depth Adjustment
24	GD11259	1	Sleeve, 3/8" I.D. x 5/8" O.D. x 1 25/32" Long
25	G10207	1	Washer, 7/8" O.D. x 1 3/32" I.D. x .134" (If Applicable)
26	GD13361	1	Pin, 3/8" x 1 2/3"
27	GB0285	1	Collar, Depth Adjustment
28	GD17014	1	Hose Guide
29	G10047	1	Hex Head Cap Screw, 3/8"-16 x 1 3/4"
	G11387	2-3	Flat Washer, 3/8" SAE
	G10108	1	Lock Nut, 3/8"-16

(RU157c/RU159a/RU157d/A12405)

Pull Row Unit Shown

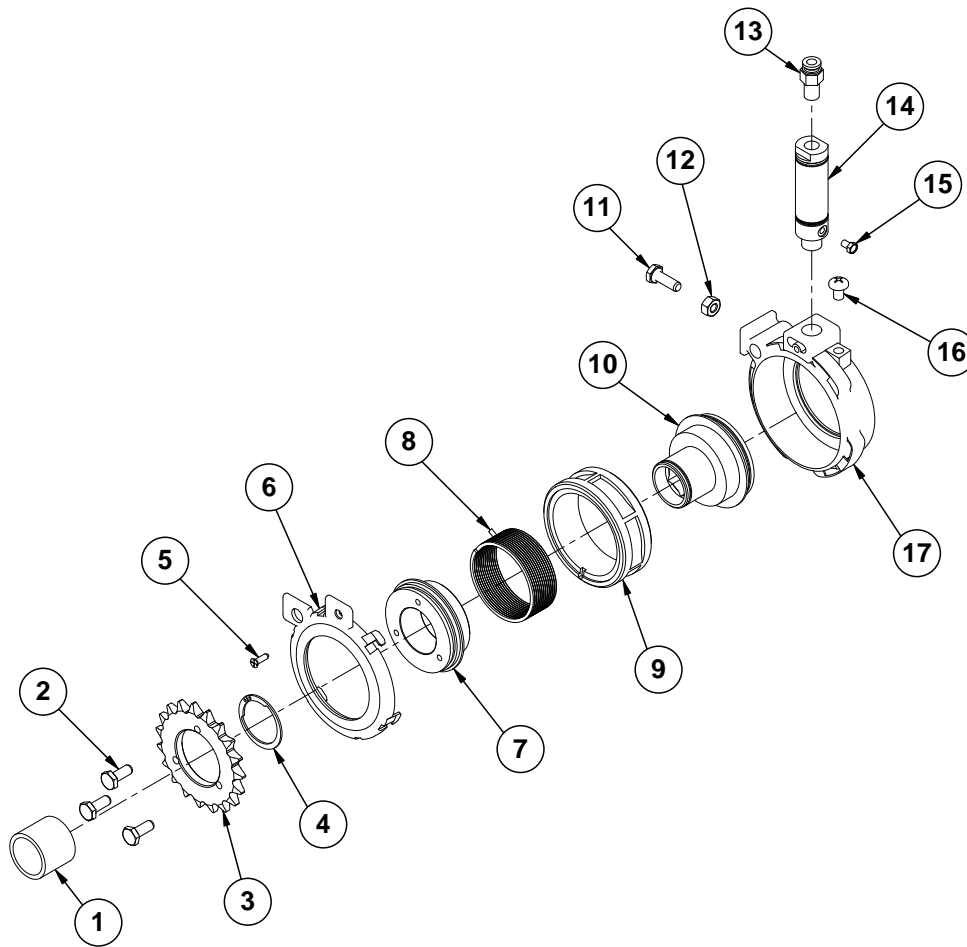


NOTE: Items that are not referenced on this page may be referenced on [page P7](#).



ITEM	PART NO.	QTY. (Per Row)	DESCRIPTION
1	GA11982	1	Air Spring Assembly
	G10037	1	Hex Head Cap Screw, 1/2"-13 x 1 1/4"
	G10228	1	Lock Washer, 1/2"
2	GD23995	1	Saddle
3	G11018	2	Hex Head Cap Screw, 5/8"-18 x 1 1/4"
	G11391	2	Flat Washer, 5/8" SAE
	GD3180-30	2	Sleeve, 7/8" O.D. x 5/8" I.D. x 2 1/32"
4	GB0396	1	Head Mount
5	GB0397	1	Shoulder Nut, 3/4"-16
	GD19092	-	Connector, 3/8" x 1/8" NPT
	GD18011	-	Elbow, 3/8" x 1/8" NPT Extended (used on outer push units)
6	GB0395	2	Bracket
7	GA2180	-	Hanger Bearing, 7/8" Hex Bore
8	G10004	2	Hex Head Cap Screw, 3/8"-16 x 1 1/4"
	G11387	2	Flat Washer, 3/8" SAE
	GD11963-04	2	Spacer, 1/4"
	G10108	2	Lock Nut, 3/8"-16
9	GD17794	1	Link (not applicable with row unit extension brackets)
10	GB0393	1	Plate
11	G10037	7	Hex Head Cap Screw, 1/2"-13 x 1 1/4"
	G11389	2	Flat Washer, 1/2" SAE (Lower Two Holes Only)
	G10228	7	Lock Washer, 1/2"
12	G10130	-	Square Head Machine Bolt, 5/16"-18 x 1 3/4"
	G10923	-	Flange Nut, 5/16"-18, No Serration
13	G10438	2	Hex Head Cap Screw, 1/2"-13 x 3/4"
	G11389	-	Flat Washer, 1/2" SAE
14	---	-	See "Parallel Arms, Mounting Support Plate, and Quick Adjustable Down Forces Springs Option" on page P7
15	G11220	-	Hex Socket Cap Screw, 1/2"-13 x 1 1/2"
	G10071	-	Serrated Flange Nut, 1/2"-13
16	GB0389	1	Plate
17	GB0398	1	Extension
18	G10039	4	Hex Head Cap Screw, 1/2"-13 x 1 3/4"
	G11389	4	Flat Washer, 1/2" SAE
	G10111	4	Lock Nut, 1/2"-13
19	GD11045	-	Lock Clamp
20	---	-	See "Air Clutch, Pull Row Unit" on page P5

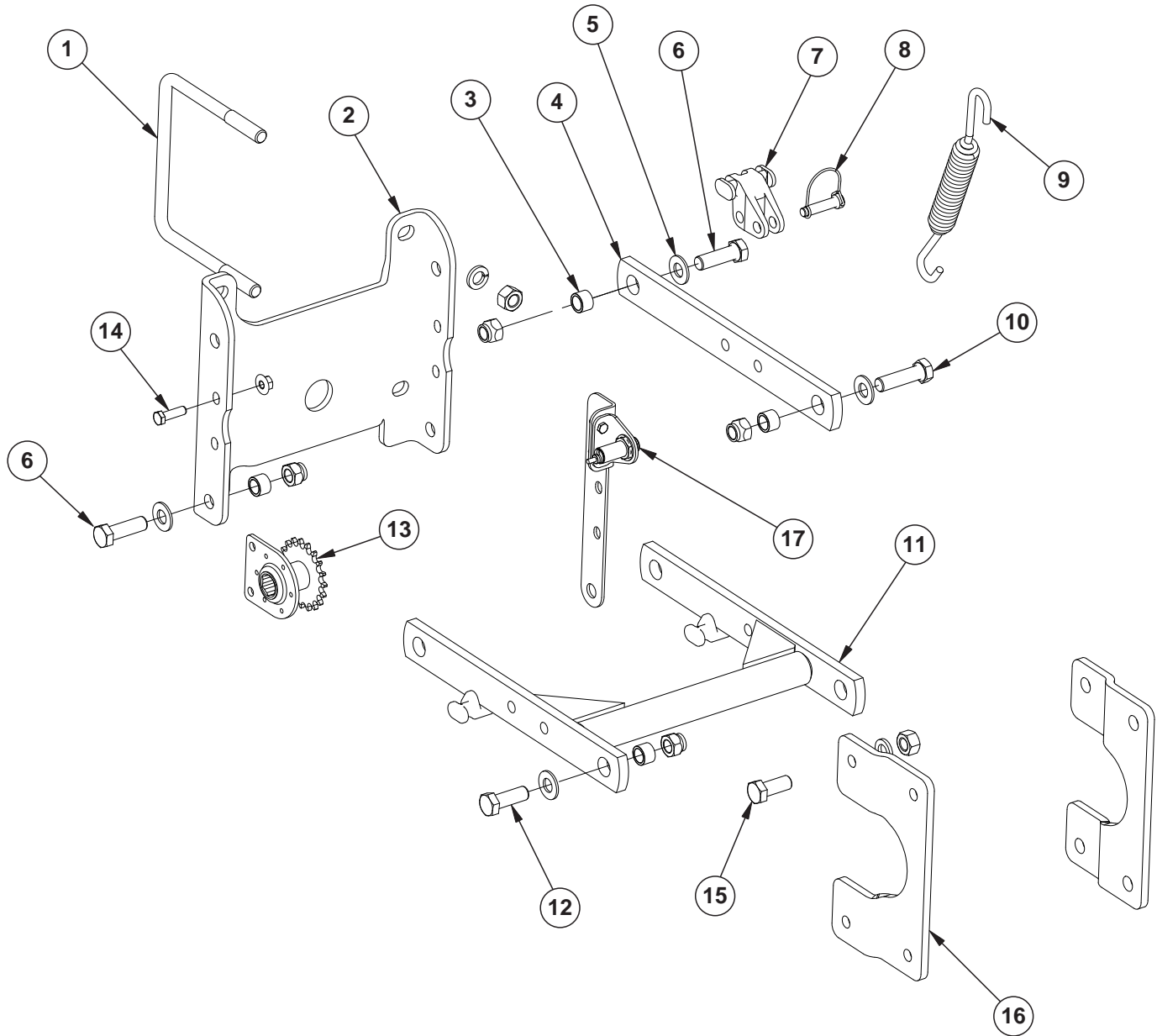
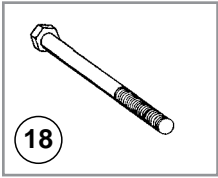
(IP1265)



ITEM	PART NO.	QTY. (Per Row)	DESCRIPTION
1	GD18891	1	Spacer, 1 1/4" O.D. x 1"
2	G11239	3	Hex Head Cap Screw, 10-32 x 1/2"
3	GR1831	1	Sprocket, 19 Tooth
4	G11295	1	Retaining Ring
5	G11243	1	Slotted Flat Head Machine Screw, No. 8-32 x 1/2", Stainless Steel
6	GR1894	1	Air Housing Cover
7	GR1829	1	Sprocket Hub
8	GR1813	1	Clutch Spring
9	GR1818	1	Ratchet Gear
10	GR1830	1	Hex Bushing
11	G10023	1	Hex Head Cap Screw, 1/4"-20 x 3/4"
12	G10103	1	Hex Nut, 1/4"-20
13	GR1819	1	Push Connect, 1/8" NPT Male x 1/4"
14	GR1896	1	Air Cylinder (Includes Items 10 and 11)
15	GR1898	1	Filter
16	G11296	1	Pan Head Machine Screw, 1/4"-20 x 3/4" x 3/4"
17	GR1895	1	Air Clutch Housing
A	GA12405	-	Air Clutch Assembly, (Items 1-17)

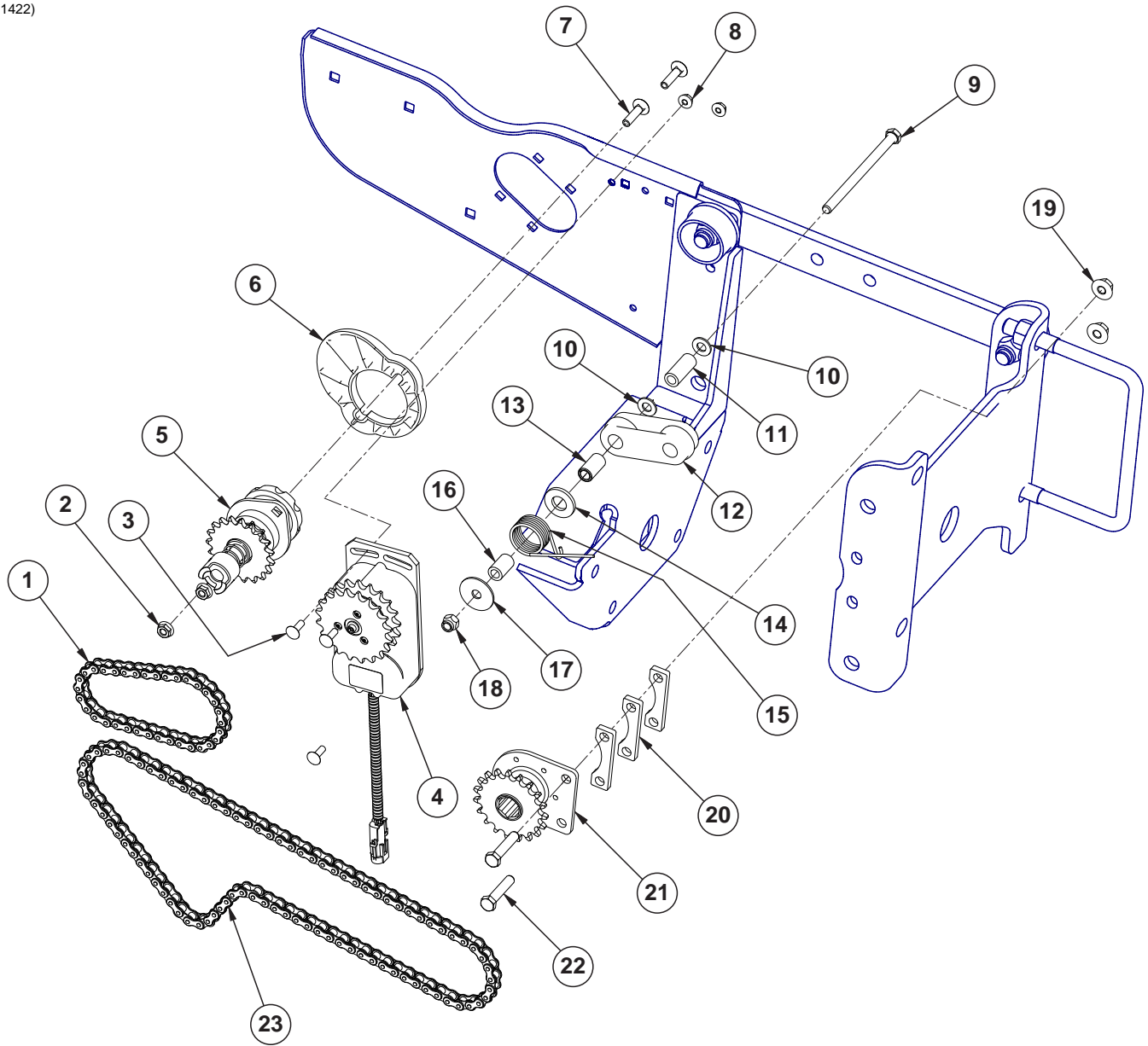
This page left blank intentionally.

(IP1277)



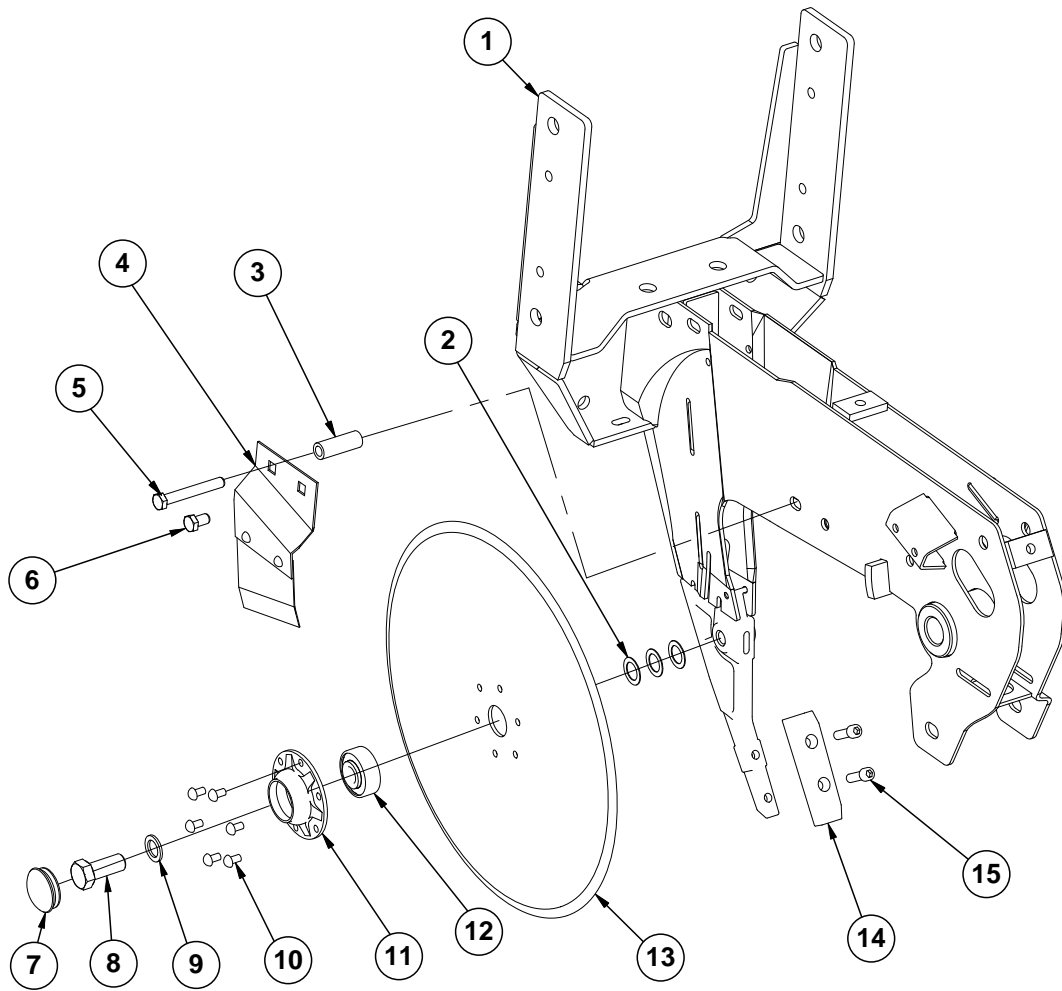
ITEM	PART NO.	QTY. (Per Row)	DESCRIPTION
1	GD1113	2	U-Bolt, 5" x 7" x 5/8"-11
	G10230	4	Lock Washer, 5/8"
	G10104	4	Hex Nut, 5/8"-11
2	GD10036	1	Mounting Support Plate
3	GB0218	8	Bushing, 2 1/32" I.D. x 7/8" O.D. x 1 9/32" Long
4	GD11422	2	Upper Parallel Arm
5	G11391	8	Flat Washer, 5/8" SAE
6	G10732	4	Hex Head Cap Screw, 5/8"-18 x 2"
	G11514	4	Lock Nut, 5/8"-18
7	GB0186	2	Spring Anchor
8	GD14217	2	Tab Lock Pin, 7/16" x 1 1/2"
9	GD8249	4	Standard Down Pressure Spring
	GD21337		Heavy Duty Down Pressure Spring
10	G10752	2	Hex Head Cap Screw, 5/8"-18 x 2 1/4"
	G11514	2	Lock Nut, 5/8"-18
11	GA5651	1	Lower Parallel Arm
12	G10751	2	Hex Head Cap Screw, 5/8"-18 x 1 3/4"
	G11514	2	Lock Nut, 5/8"-18
13	GA1720	1	Bearing/Sprocket, 7/8" Hex Bore
14	G10004	2	Hex Head Cap Screw, 3/8"-16 x 1 1/4"
	G11091	2	Serrated Flange Nut, 3/8"-16
15	G10007	4	Hex Head Cap Screw, 5/8"-11 x 1 1/2"
	G10230	4	Lock Washer, 5/8"
	G10104	4	Hex Nut, 5/8"-11
16	GB0366	2	Extension Bracket
17	GA16830	1	Sensor
	GA16868	1	Implement Switch Adapter Cable
	GD24352	1	Sensor Bracket
	GD24126	1	Implement Switch Bracket, Long
	G11491	2	Washer
	G10110	2	Lock Nut, 1/4"-20, Grade B
	G11385	2	Flat Washer, 1/4" SAE
	G10023	2	Hex Head Cap Screw, 1/4"-20 x 3/4"
18	G10152	-	Hex Head Cap Screw, 5/8"-11 x 9"
A	G6325X	-	U-Bolt Package For 5" x 7" Toolbar, Includes: (2) GD1113, (4) G10230, (4) G10104
B	G1K528	-	Implement Switch Kit, Includes: (1)A16868, (1)A16829, and (1)IS826 (Replaces GA13593)

(IP1422)



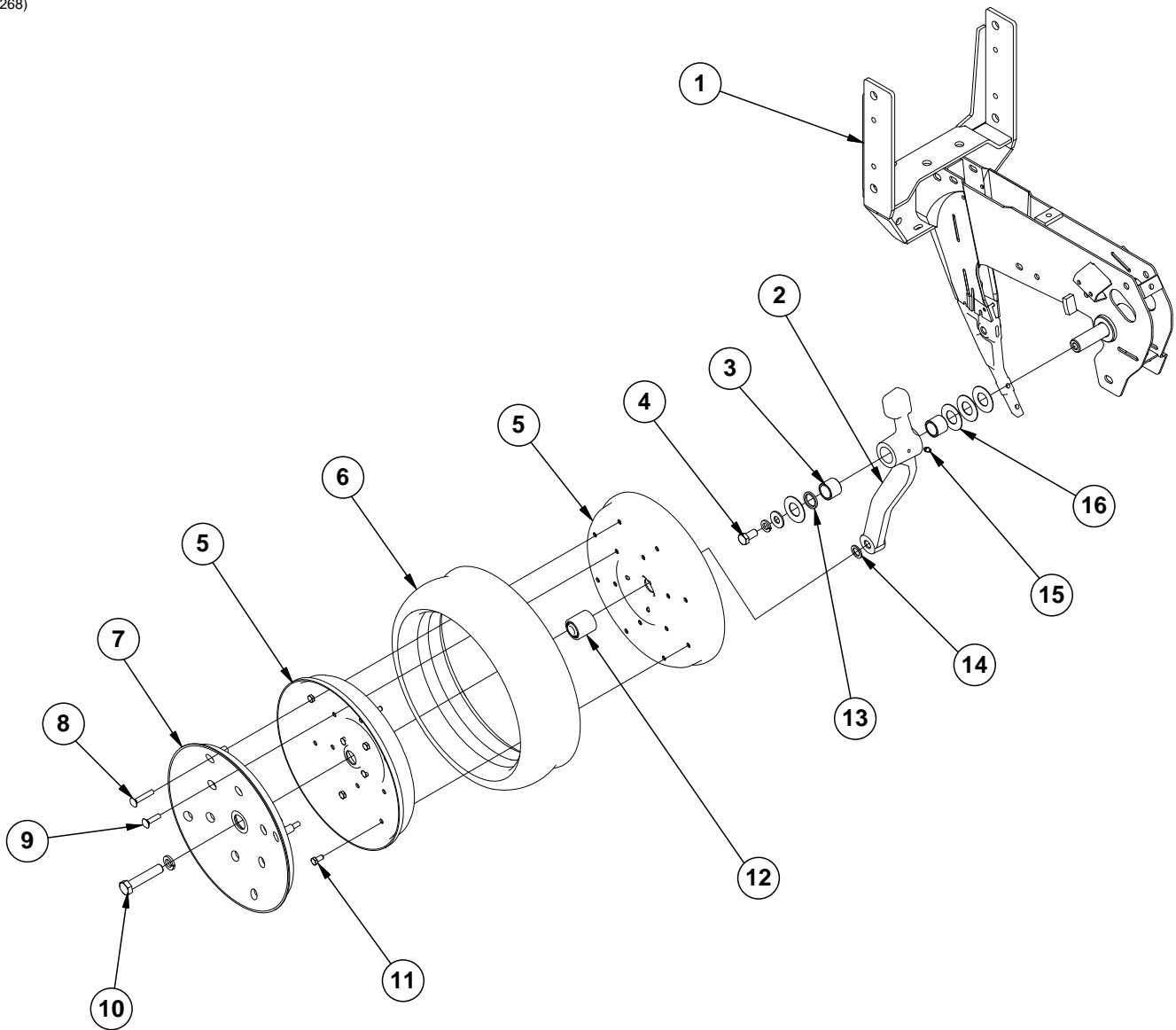
ITEM	PART NO.	QTY. (Per Row)	DESCRIPTION
1	G3303-34	1	Chain, No. 41, 34 Pitch Including Connector Link (Mechanical)
	G3303-44	-	Chain, No. 41, 44 Pitch Including Connector Link (EdgeVac)
2	G10620	2	Serrated Flange Nut, 5/16"-18
3	G10310	3	Carriage Bolt, 1/4"-20 x 3/4", Grade 2
4	GA16374	1	Electric Clutch
5	GA10151	1	Meter Drive Assembly Complete, 11/19 Tooth
6	GB0331	1	Clutch Adapter Plate
7	G10338	2	Carriage Bolt, 5/16"-18 x 1 1/4"
8	G10621	3	Serrated Flange Nut, 1/4"-20
9	G10687	1	Hex Head Cap Screw, 3/8"-16 x 5 1/2"
10	G11387	2	Flat Washer, 3/8" SAE
11	GD23773	1	Chain Idler Spacer
12	GD11962	1	Idler
13	GD1026	1	Sleeve, 1 3/16" Long
14	G11391	1	Flat Washer, 5/8" SAE
15	GD1065	1	Idler Spring
16	GD7318	1	Sleeve, 1" Long
17	G10201	1	Special Washer, 3/8" x 1 1/2" O.D.
18	G10901	1	Lock Nut, 3/8"-16
19	G11091	3	Serrated Flange Nut, 3/8"-16
20	GD23774	3	Spacer
21	GA1720	1	Bearing/Sprocket, 7/8" Hex Bore
22	G10047	2	Hex Head Cap Screw, 3/8"-16 x 1 3/4"
23	G3303-88	1	Chain, No. 41, 88 Pitch Including Connector Link (Pull Row Unit)

(IP1272)



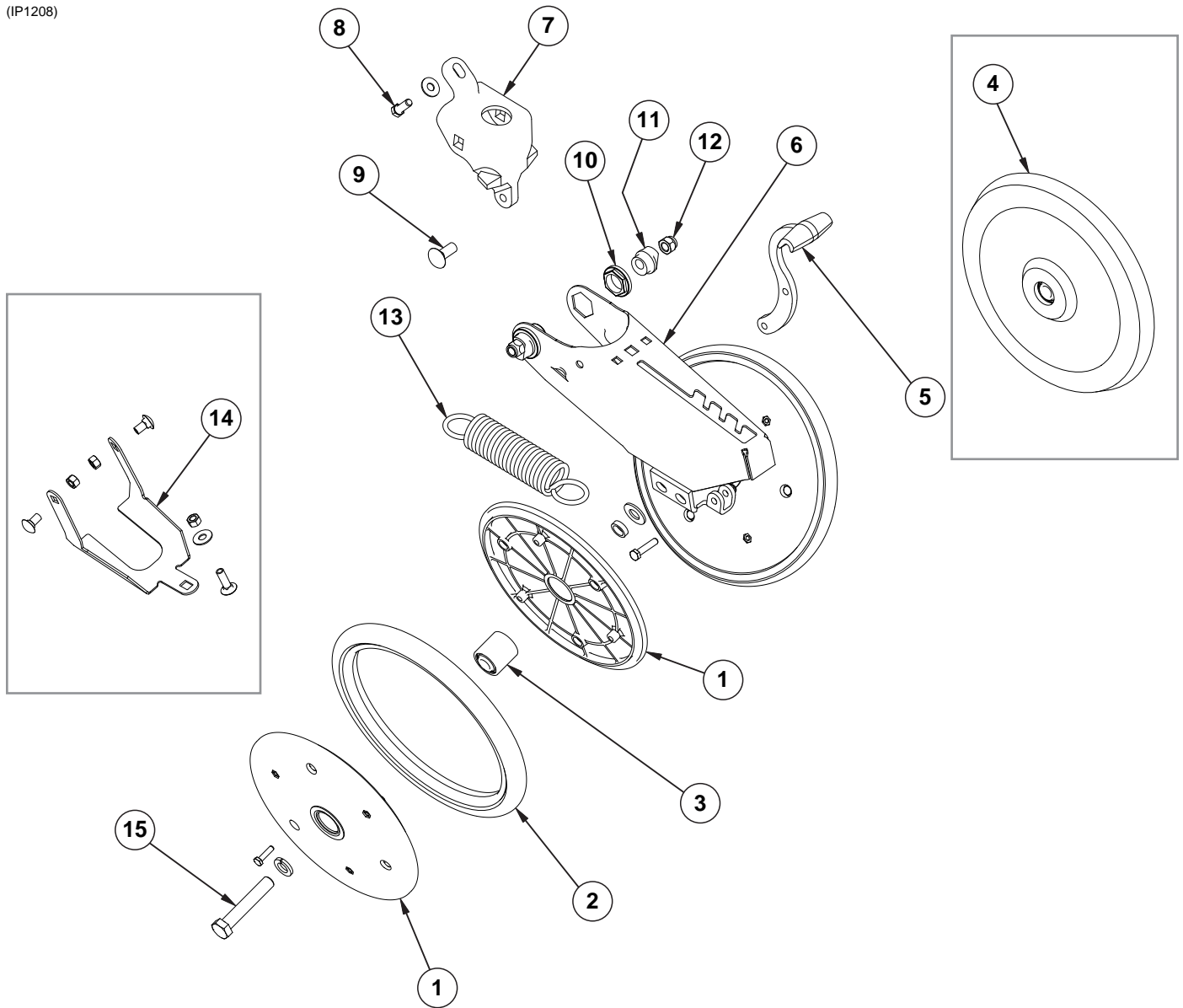
ITEM	PART NO.	QTY. (Per Row)	DESCRIPTION
1	---	-	See "Shank Assembly, Seed Tube, and Depth Adjustment" on page P1
2	G10213	-	Machine Bushing, 5/8" (.030" Thick)(As Required)
3	GD11259	1	Sleeve, 3/8" I.D. x 5/8" O.D. x 1 ²⁵ / ₃₂ " Long
4	GA2012R GA2012L	1 -	Disc Scraper, R.H. Disc Scraper, L.H. (Shown)
5	G10325 G10622	1 1	Hex Head Cap Screw, 3/8"-16 x 2 ³ / ₄ " Serrated Flange Nut, 3/8"-16
6	G10328 G10622	2 1	Hex Head Cap Screw, 3/8"-16 x 5/8" Serrated Flange Nut, 3/8"-16
7	GD11845	2	Dust Cap
8	GD11017	1	Special Hex Head Cap Screw, 5/8"-11 x 1 ¹ / ₂ ", L.H. Threads
9	G10204	2	Special Machine Bushing, 5/8" x 1" O.D.
10	G10427	12	Rivet, 1/4" x 1/2"
11	GD10473	2	Bearing Housing
12	GA2014	2	Bearing
13	GD11306	2	Disc Blade, 3.5 mm x 15"
14	GB0301	1	Seed Tube Guard/Inner Scraper
15	G10912	2	Hex Socket Head Cap Screw, 5/16"-18 x 1", Grade 8
A	GA8324	-	Disc Blade/Bearing Assembly, Less Dust Cap (Items 10-13)

(IP1268)



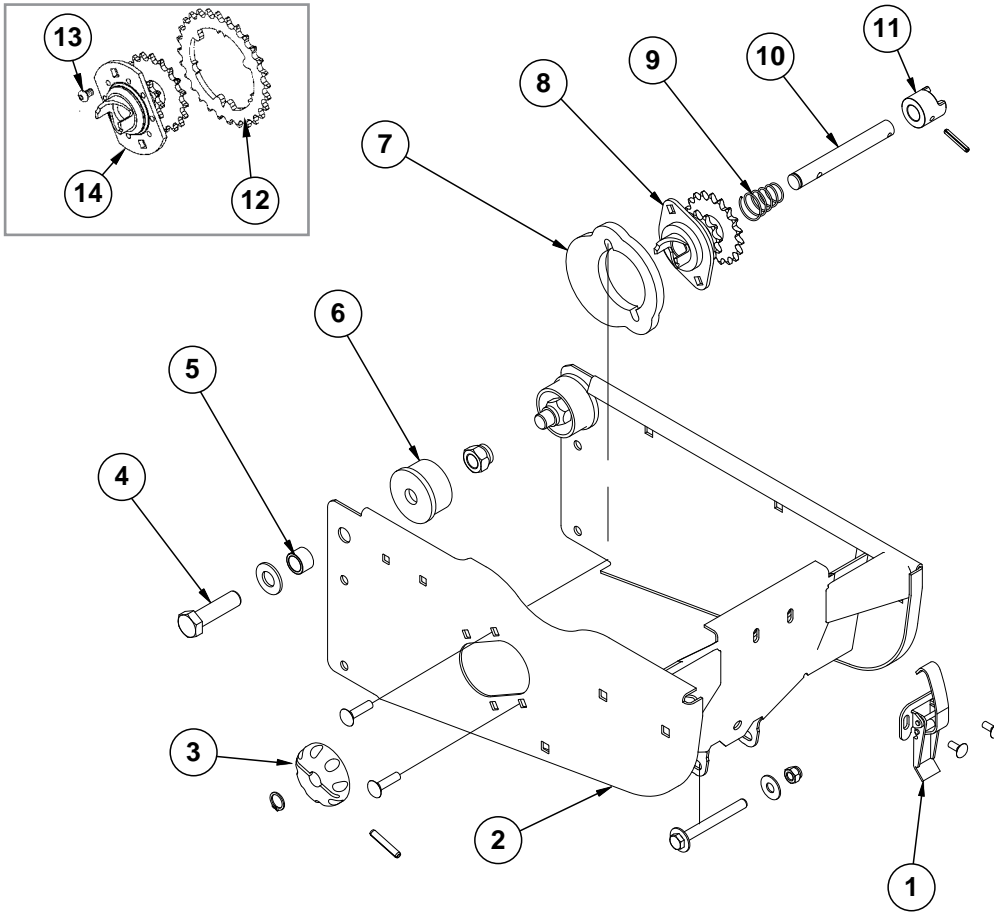
ITEM	PART NO.	QTY. (Per Row)	DESCRIPTION
1	---	-	See "Shank Assembly, Seed Tube, and Depth Adjustment" on page P1
2	GA7975	1	Wheel Arm W/Grease Fitting, Bushings And Seals, L.H. (Shown) (Includes Items 3 and 13)
	GA7976	1	Wheel Arm W/Grease Fitting, Bushings And Seals, R.H. (Includes Items 3 and 13)
3	GB0276	2	Bushing, 1" I.D. x 1¼" O.D. x 1" Long (Per Arm)
4	G10014	1	Hex Head Cap Screw, ½"-13 x 1"
	G10228	2	Lock Washer, ½"
	G10216	2	Washer, ½" USS
5	GD11423	4	Half Wheel
6	GD1086	2	Tire
7	GD11453	2	Cover
8	G10924	8	Carriage Bolt, ⅝"-18 x 1¼"
	G10620	8	Serrated Flange Nut, ⅝"-18
9	G10338	12	Carriage Bolt, ⅝"-18 x 1¼"
	G10620	12	Serrated Flange Nut, ⅝"-18
10	G10010	2	Hex Head Cap Screw, ⅝"-11 x 3"
11	G10018	14	Hex Head Cap Screw, ⅝"-18 x ⅝"
	G10109	14	Lock Nut, ⅝"-18, Grade 8
12	GA6171	2	Bearing
13	GD10991	2	Seal (Per Arm)
14	G10204	2	Special Machine Bushing, ⅝" x 1" O.D.
15	G10640	1	Grease Fitting, ¼"-28 (Per Arm)
16	G10940	-	Machine Bushing, 1" (.048" Thick)
A	GA7949	-	Gauge Wheel Complete (Items 5-9 And 11-12)
B	G1K296	-	Gauge Wheel Arm Bushing And Seal Driver Kit, Includes: (1) Seal Driver, (1) Bushing Driver, (1) Instruction

(IP1208)



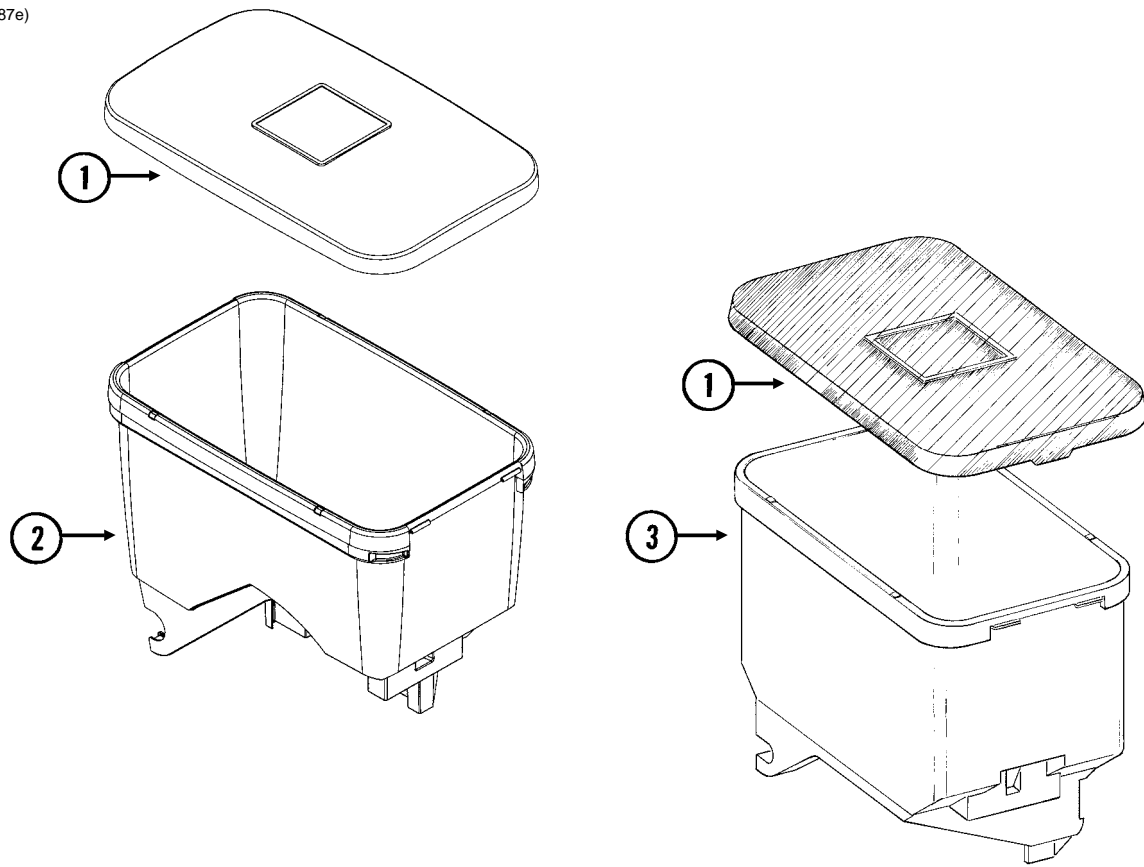
ITEM	PART NO.	QTY. (Per Row)	DESCRIPTION
1	GD9120	4	Nylon Half Wheel
	G10064	12	Hex Head Cap Screw, 1/4"-20 x 1"
2	GD1085	2	Rubber Tire, 1" x 12"
3	GA6171	2	Bearing
4	GA6597	1	Cast Iron Closing Wheel W/Bearing
	GA6171	1	Bearing
5	GB0254	1	Lever
	G10133	1	Hex Head Cap Screw, 5/16"-18 x 1 1/2"
	G10109	1	Lock Nut, 5/16"-18, Grade 8
6	GA15197	1	Arm
7	GB0268	1	Wheel Arm Mount
8	G10001	1	Hex Head Cap Screw, 3/8"-16 x 1"
	G11387	2	Flat Washer, 3/8" SAE
9	G11419	2	Carriage Bolt, 1/2"-13 x 2 1/4"
	G10315	-	Carriage Bolt, 1/2"-13 x 2 1/2" (Used W/Straight Drop In-Furrow Granular Chemical Bracket)
	G11387	-	Flat Washer, 3/8" SAE
10	GB0282	2	Stepped Bushing
11	GB0239	2	Eccentric Bushing
12	G10111	2	Lock Nut, 1/2"-13
13	GD8460	1	Spring
14	G1K345	-	Closing Wheel Shield Kit W/Hardware and Instruction
	GD14065	1	Closing Wheel Shield
	G10599	1	Carriage Bolt, 3/8"-16 x 1 1/4"
	G10308	2	Carriage Bolt, 3/8"-16 x 3/4"
	G10101	3	Hex Nut, 3/8"-16
15	G10013	2	Hex Head Cap Screw, 5/8"-11 x 3 1/2"
	G11391	2	Flat Washer, 5/8" SAE
	GD1109	2	Bushing, 4 1/4" I.D. x 7/8" O.D. x 1/4" Long
	G10230	2	Lock Washer, 5/8"
	G10107	2	Lock Nut, 5/8"-11
A	GA6434	-	Rubber Closing Wheel Complete W/Bearing (Items 1-3)

(IP1209)



ITEM	PART NO.	QTY. (Per Row)	DESCRIPTION
1	GA2007	1	Hopper Hold Down Latch
	G10621	2	Serrated Flange Nut, 1/4"-20
	G10309	2	Carriage Bolt, 1/4"-20 x 5/8", Grade 2
2	GA10155	1	Hopper Support
	G10061	1	Hex Head Cap Screw, 3/8"-16 x 3 1/2"
	G11387	2	Flat Washer, 3/8" SAE
	G10108	1	Lock Nut, 3/8"-16
3	GD11239	1	Knob
	G10602	1	Spring Pin, 1/4" x 1 1/2"
	G10567	1	External Retaining Ring, 5/8"
4	G10752	2	Hex Head Cap Screw, 5/8"-18 x 2 1/4"
	G11391	2	Flat Washer, 5/8" SAE
	G10412	2	Lock Nut, 5/8"-18
5	GB0218	2	Bushing, 2 1/32" I.D. x 7/8" O.D. x 1 9/32" Long
6	GB0314	2	Hopper Mount
7	GB0331	1	Clutch Adapter Plate
	G10620	2	Serrated Flange Nut, 5/16"-18
	G10338	2	Carriage Bolt, 5/16"-18 x 1 1/4"
8	GA10137	1	Double Sprocket And Bearing, Drive Clutch, 11/19 Tooth (Mechanical)
	GA12143	1	Double Sprocket And Bearing, Drive Clutch, 11/28 Tooth (EdgeVac)
9	GD11413	1	Spring
10	GD15747	1	Shaft
11	GB0278	1	Coupler
	G10546	1	Spring Pin, 3/16" x 1 1/4"
12	GD17192	1	Bolt-On Sprocket, 28 Tooth
13	G11222	3	Hex Socket Button Head Cap Screw, 5/16"-18 x 1/2", Stainless Steel
	G10620	3	Serrated Flange Nut, 5/16"-18
14	GA10137	1	Double Sprocket And Bearing, Drive Clutch, 11/19 Tooth
A	GA12144	-	Meter Drive Assembly, 11/28 Tooth (Items 3 And 8-11) (EdgeVac Shown)
B	GA10151	-	Meter Drive Assembly Complete, 11/19 Tooth (Items 3 And 8-11)

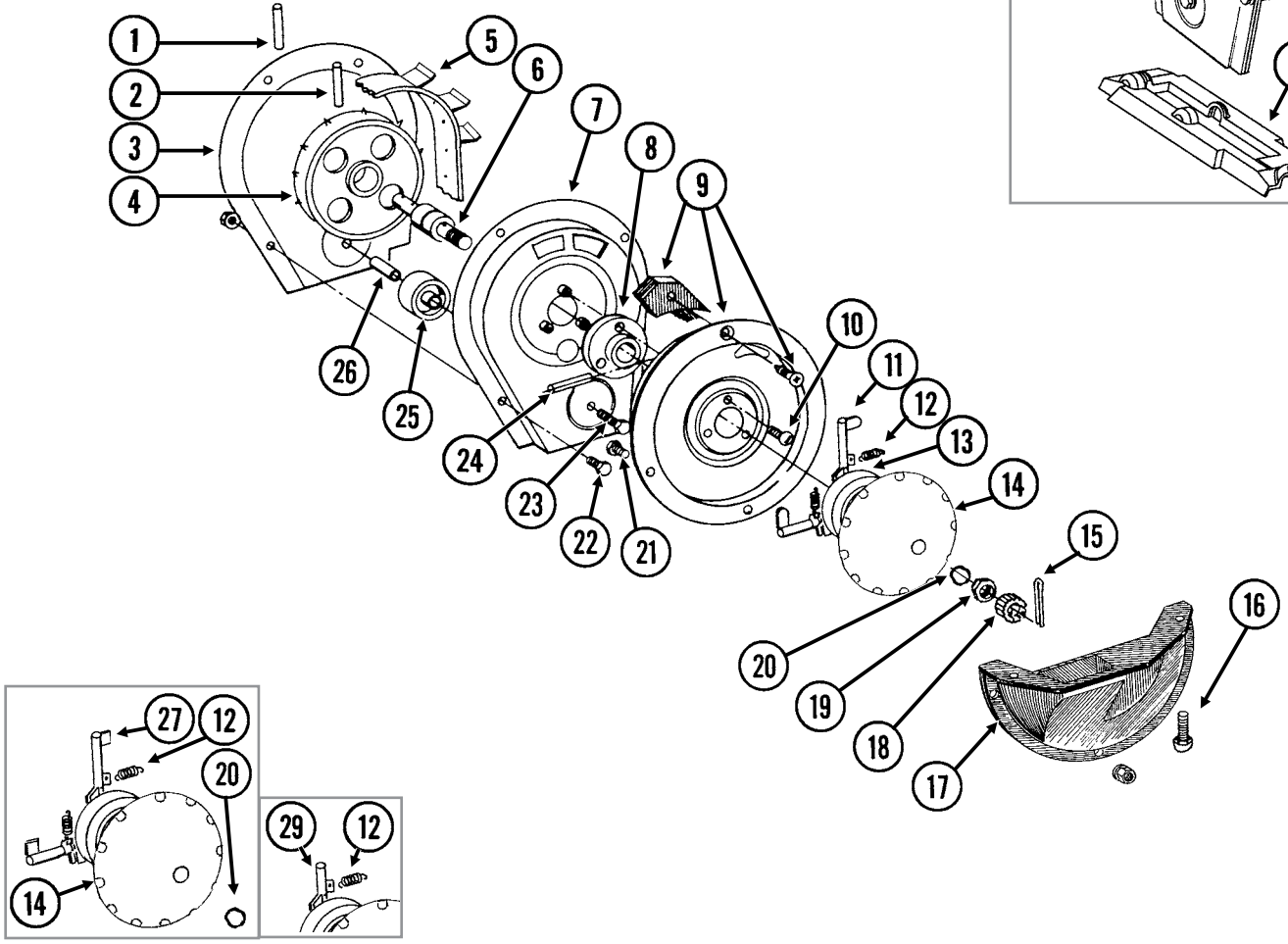
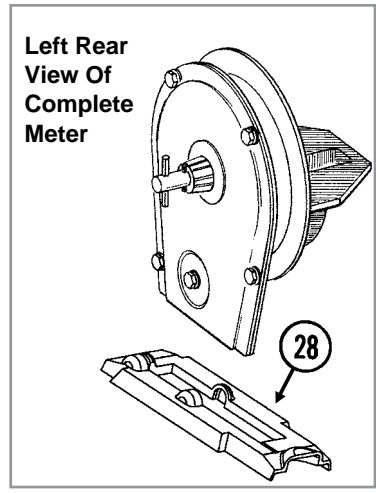
(METR12/RU87e)



ITEM	PART NO.	QTY.	DESCRIPTION
1	GD11279	1	Lid
2	GA10634	1	Seed Hopper (EdgeVac)
	GD12561	-	Threaded Insert, 5/16"-18
3	GA9714	1	Seed Hopper, Reinforced (Mechanical)
	GD12561	-	Threaded Insert, 5/16"-18

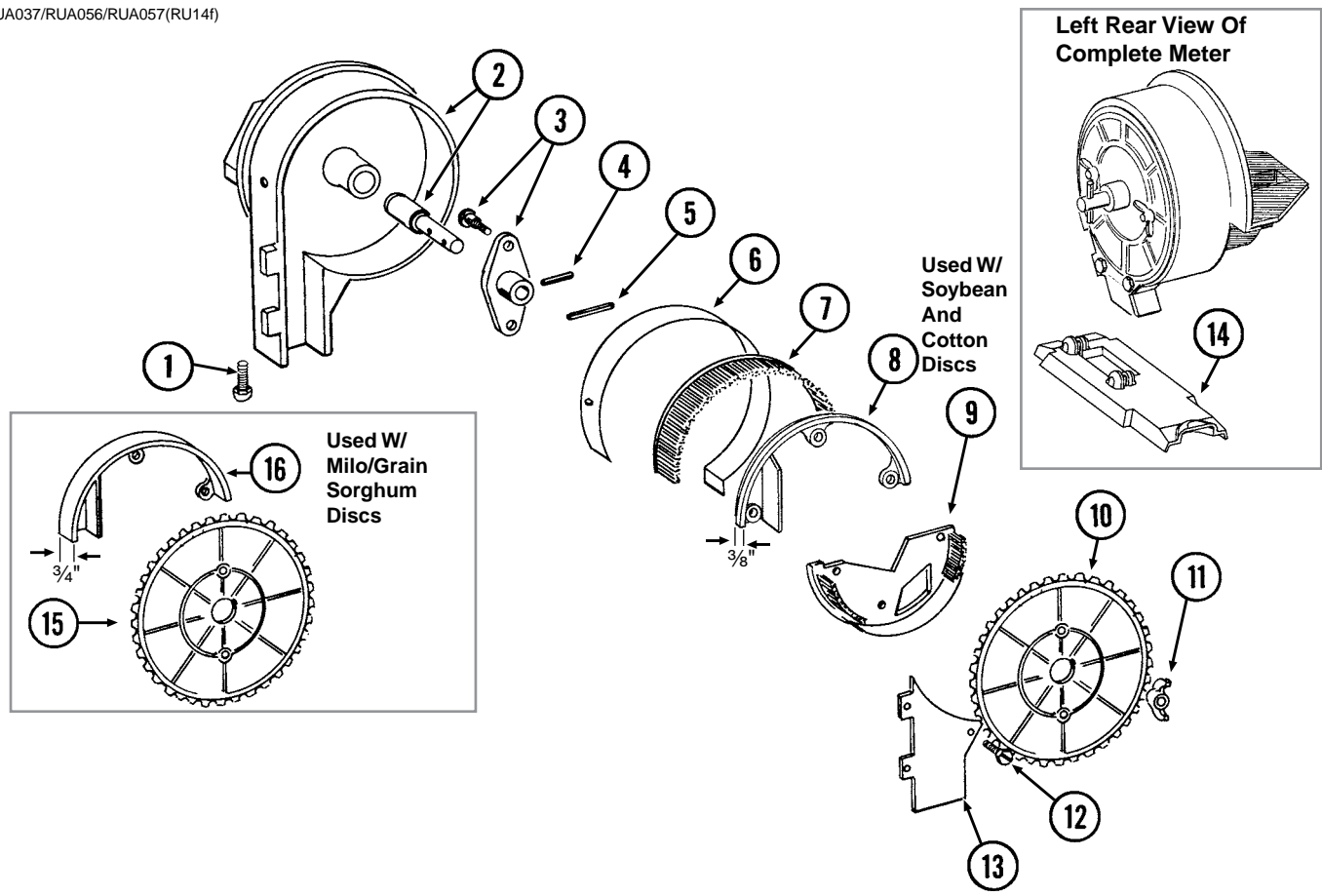
This page left blank intentionally.

RUA015/RUA056/RUA057(RU13k/RU13d)



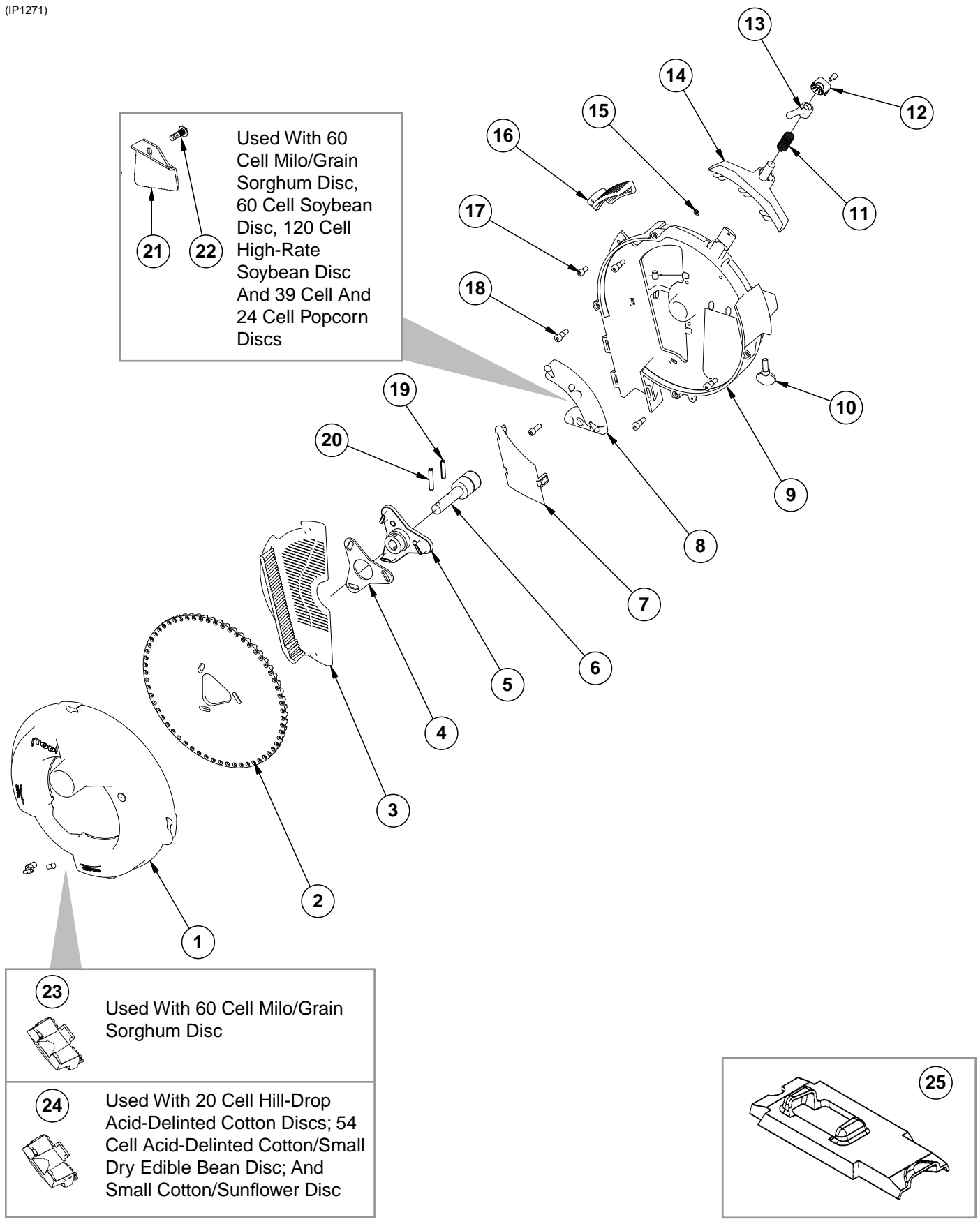
ITEM	PART NO.	QTY. (Per Row)	DESCRIPTION
1	G10602	1	Spring Pin, 1/4" x 1 1/2"
2	G10604	1	Spring Pin, 3/16" x 1 1/2"
3	GD26419	1	Housing Cover
4	GD1041	1	Belt Drive Sprocket
5	GD11286	1	Seed Belt
6	GA2019	1	Bearing
7	GA18201	1	Conveyor Housing
8	GB0110	1	Bearing Housing
9	GR1569	1	Carrier Plate W/Brush And Screw (Corn)
	GR0664	-	Carrier Plate W/Brush And Screw (Sunflower)
	GA2020	-	Brush
	G10690	-	Rolling Thread Screw, No. 10 x 3/4"
10	G10401	3	Slotted Hex Washer Head Screw, No. 10-32 x 5/8"
11	GD18704	12	Finger, Corn
12	GD19790	12	Spring
13	GB0410	1	Cam
14	GD11528	1	Finger Holder
15	G10470	1	Cotter Pin, 5/32" x 1"
16	G11009	2	Locking Thumbscrew, 5/16"-18 x 3/4"
17	GD11311	1	Seed Baffle
18	GD1083	1	Cover Nut
19	G10500	1	Jam Nut, 5/8"-18 UNF
20	GA8343	1	Wave Washer, 5/8" (Triple Wave)
21	G10020	3	Hex Head Cap Screw, 1/4"-20 x 5/8"
	G10323	3	Hex Flange Nut, 1/4"-20, No Serrations
22	G10022	4	Hex Head Cap Screw, 1/4"-20 x 1/2"
	G10621	4	Serrated Flange Nut, 1/4"-20
23	G10021	1	Hex Head Cap Screw, 1/4"-20 x 1 1/2"
	G10621	1	Serrated Flange Nut, 1/4"-20
24	G10603	1	Spring Pin, 1/4" x 1 1/4"
25	GD1042	1	Idler
26	GB0120	1	Bushing, 1 7/64" I.D. x 1 1/32" Long
27	GD19333	12	Finger, Oil Sunflower
28	GD15698	1	Shank Cover, Finger Pickup Seed Meter
29	GD11787	-	Half Rate Blank Finger
A	GR1848	-	Finger Assembly, Corn (Items 11-14 And 20)
B	GR1897	-	Finger Assembly, Oil Sunflower (Items 12, 14, 20, 27 And 30)
C	700-01078	-	Corn Meter (Items 1-26 and 28)

RUA037/RUA056/RUA057(RU14f)



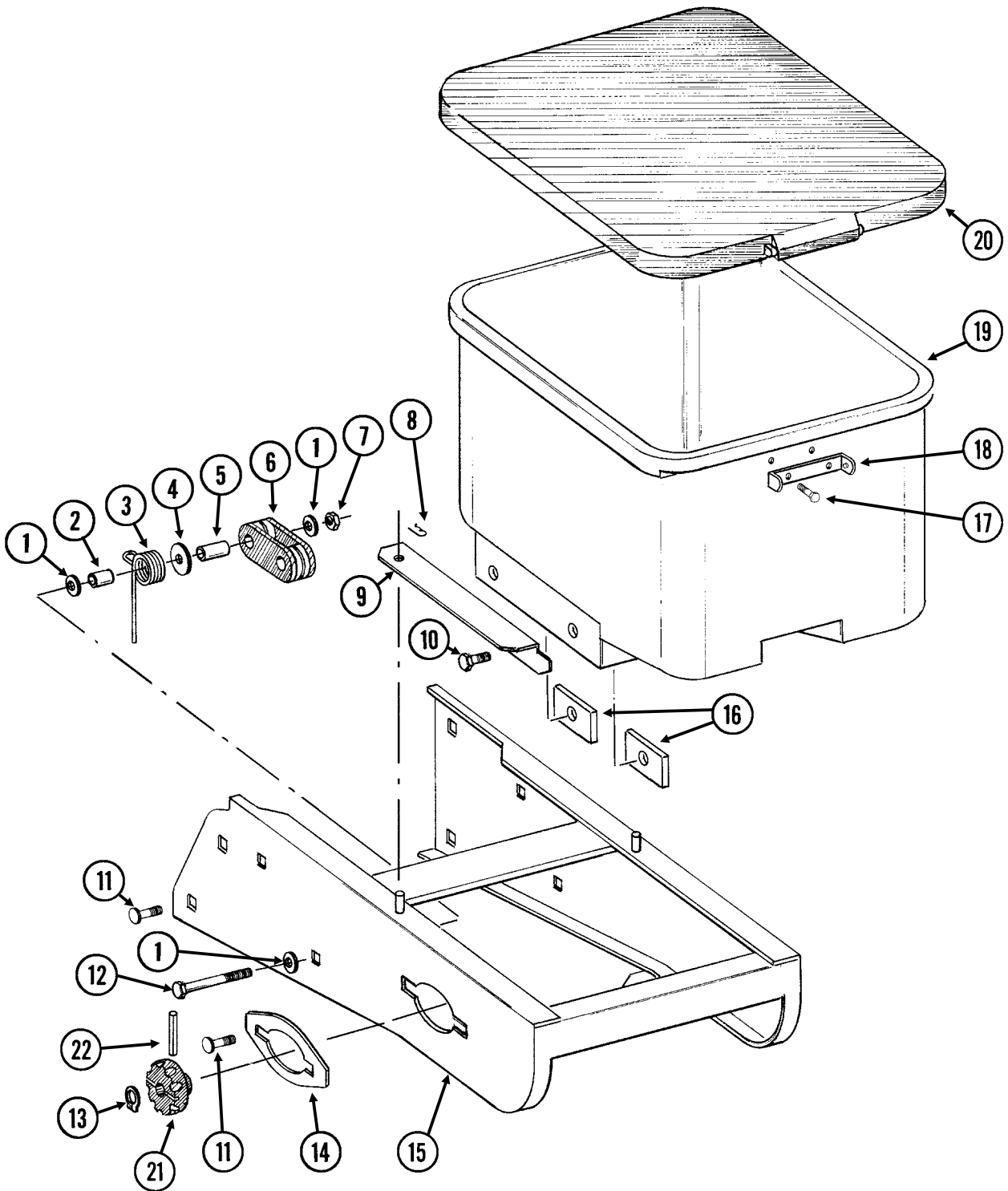
ITEM	PART NO.	QTY. (Per Row)	DESCRIPTION
1	G11009	2	Locking Thumbscrew, 5/16"-18 x 3/4"
2	GA18208	1	Housing W/Bearing
	GA5698	-	Bearing
3	GA6038	1	Hub W/Shoulder Bolts
	GD1755	-	Shoulder Bolt, 1/4"-20 (2 Used)
4	G10603	1	Spring Pin, 1/4" x 1 1/4"
5	G10602	1	Spring Pin, 1/4" x 1 1/2"
6	GD8778	1	Wear Strip
7	GA5699	1	Upper Brush
8	GD11122	1	Upper Brush Retainer (Used W/Soybean And Cotton Discs)
9	GA5834	1	Lower Brush
10	GA5794	-	Seed Disc, Soybean, 60 Cell, Black Color-Coded
	GA6184	-	Seed Disc, Specialty Soybean, 48 Cell, Dark Blue Color-Coded
	GA5796	-	Seed Disc, Cotton, Acid-Delinted, 30 Cell, White Color-Coded
	GA6168	-	Seed Disc, Large Cotton, Acid-Delinted, 36 Cell, Tan Color-Coded
	GA6478	-	Seed Disc, High-Rate Cotton, Acid-Delinted, 48 Cell, Light Green Color-Coded
	GA6182	-	Seed Disc, Hill-Drop Cotton, Acid-Delinted, 12 Cell, Brown Color-Coded
	GA7255	-	Seed Disc, Small Hill-Drop Cotton, Acid-Delinted, 12 Cell, Dark Green Color-Coded
11	G10531	2	Wing Nut W/Nylon Insert, 1/4"-20
12	G11151	9	Hex Washer Head Screw, No. 10-16 x 1/2"
	G10634	-	Slotted Tap Screw, No. 10-24 x 5/8" (Use As Required)
13	GD7878	1	Cover
14	GD15699	1	Shank Cover, Brush-Type Seed Meter
15	GA5982	-	Seed Disc, Small Milo/Grain Sorghum, 30 Cell, Red Color-Coded
	GA6187	-	Seed Disc, Large Milo/Grain Sorghum, 30 Cell, Light Blue Color-Coded
	GA5795	-	Seed Disc, High-Rate Small Milo/Grain Sorghum, 60 Cell, Red Color-Coded
	GA6633	-	Seed Disc, High-Rate Large Milo/Grain Sorghum, 60 Cell, Yellow Color-Coded
16	GD8237	-	Upper Brush Retainer (Used W/Milo/Grain Sorghum Discs)
A	700-01079	-	Brush Meter (Items 1-9 and 11-14)

(IP1271)



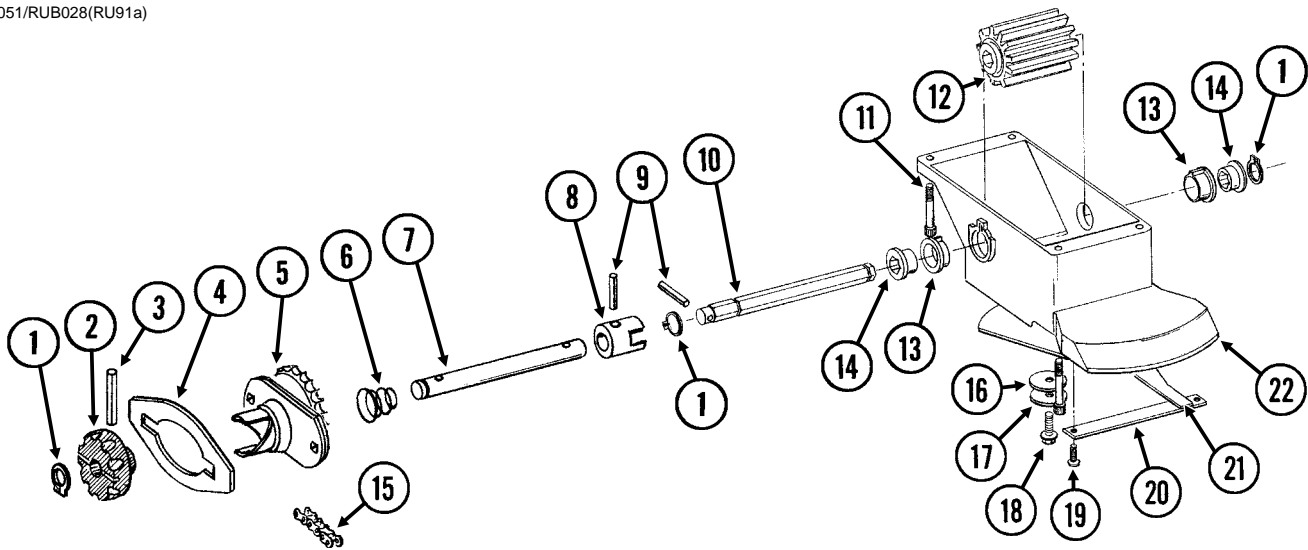
ITEM	PART NO.	QTY.	DESCRIPTION
1	GA11911	1	Vacuum Cover W/Elbow And Cap
	GD17099	1	3/16" Hose Barb Elbow
	GD17152	1	Cap
2	GD17049	-	Seed Disc, Corn/Popcorn, 39 Cell, Light Blue Color-Coded
	GD17048	-	Seed Disc, Low-Rate Corn/Popcorn, 24 Cell, Light Green Color-Coded
	GD14467	-	Seed Disc, Soybean, 60 Cell, Black Color-Coded
	GD14468	-	Seed Disc, High-Rate Soybean, 120 Cell, Dark Blue Color-Coded
	GD17050	-	Seed Disc, Milo/Grain Sorghum, 60 Cell, Yellow Color-Coded
	GD17187	-	Seed Disc, Hill-Drop Cotton, Acid-Delinted, 3 Seeds Per Cell, 20 Cell, Brown Color-Coded
	GD18095	-	Seed Disc, Small Hill-Drop Cotton, Acid-Delinted, 20 Cell (3 Seeds Per Cell), Grey Color-Coded
	GD17186	-	Seed Disc, Cotton, Acid-Delinted/Small Dry Edible Bean, 54 Cell, Dark Green Color-Coded
	GD18098	-	Seed Disc, Small Cotton/Sunflower, 54 Cell, White Color-Coded
	GD14477	-	Seed Disc, Large Dry Edible Bean, 54 Cell, Tan Color-Coded
GD24805	-	Seed Disc, Sugar Beets, 80 Cell, Blue Color-Coded	
3	GD17028	1	Wall Brush/Vent
4	GD17021	1	Foam Spacer
5	GB0328	1	Mount
6	GA5698	1	Bearing
7	GD14541	1	Discharge Cover
8	GA11935	1	Crowder Brush
	G11213	1	Hex Socket Head Cap Screw, 1/4"-20 x 3/4"
9	GB0319	1	Housing
10	G11009	2	Locking Thumbscrew, 5/16"-18 x 3/4"
11	GD14592	1	Spring
12	GB0358	1	Cap
	G11173	1	Hex Socket Head Cap Screw, No. 10-24 x 3/8", Stainless Steel
13	GD15663	1	Brush Adjustment Lever
14	GA12848	1	Singulator Brush
15	GD17162	3	Push Nut, 1/8" I.D.
16	GD17047	1	Air Inlet Screen
17	G10260	1	Hex Socket Head Cap Screw, 1/4"-20 x 1/2"
18	G11172	4	Hex Socket Head Shoulder Screw, 1/4"-20 x 3/8", Stainless Steel
19	G10603	1	Spring Pin, 1/4" x 1 1/4"
20	G10602	1	Spring Pin, 1/4" x 1 1/2"
21	GD17104	1	Seed Baffle (Used With 60 Cell Milo/Grain Sorghum Disc, 60 Cell Soybean Disc, 120 Cell High-Rate Soybean Disc, 39 Cell And 24 Cell Popcorn Discs, and 80 Cell Sugar Beet Disc)
22	G11210	1	Rib Neck Bolt, 1/4"-20 x 3/4"
	G10323	1	Hex Flange Nut, 1/4"-20, No Serrations
23	GA12133	1	Cleanout Brush (Used With 60 Cell Milo/Grain Sorghum Disc)
24	GA12154	-	Cleanout Brush W/Ball-Type Ejector (Used With 20 Cell Hill-Drop Acid-Delinted Cotton Discs And 54 Cell Acid-Delinted Cotton/Small Dry Edible Bean And Small Cotton/Sunflower Discs)
25	GD15700	1	Shank Cover, EdgeVac Meter
A	G8158X	-	EdgeVac Meter Assembly (Includes Items 1, 3-20, 22, and 25)

(METR14d)



ITEM	PART NO.	QTY. (Per Row)	DESCRIPTION
1	G11387	3	Flat Washer, 3/8" SAE
2	GD2971-10	1	Sleeve, 9/16" Long
3	GD11219	1	Spring
4	G10201	1	Special Washer, 3/8" x 1 1/2" O.D.
5	GD1026	1	Sleeve, 1 3/16" Long
6	GD11962	1	Idler
7	G10108	1	Lock Nut, 3/8"-16
8	G10670	2	Hair Pin Clip, No. 3
9	GD1059L	1	Support, L.H. (Shown)
	GD1059R	1	Support, R.H.
10	G10002	4	Hex Head Cap Screw, 3/8"-16 x 3/4"
	G10229	4	Lock Washer, 3/8"
11	G10312	8	Carriage Bolt, 5/16"-18 x 3/4"
	G10620	8	Serrated Flange Nut, 5/16"-18
12	G10325	1	Hex Head Cap Screw, 3/8"-16 x 2 3/4"
13	G10567	3	External Retaining Ring, 5/8"
14	GD11305	1	Plate
15	A10759	1	Hopper Panel Extension (Non-Stock Item) (Sub Wholegoods Order Code 700-01099)
16	GD11424	4	Block
17	G10023	2	Hex Head Cap Screw, 1/4"-20 x 3/4"
	G10621	2	Serrated Flange Nut, 1/4"-20
18	GD1060	1	Hinge
19	GA8371	1	Hopper
20	GA4444	1	Lid
21	GD11239	1	Knob
22	G10602	1	Spring Pin, 1/4" x 1 1/2"

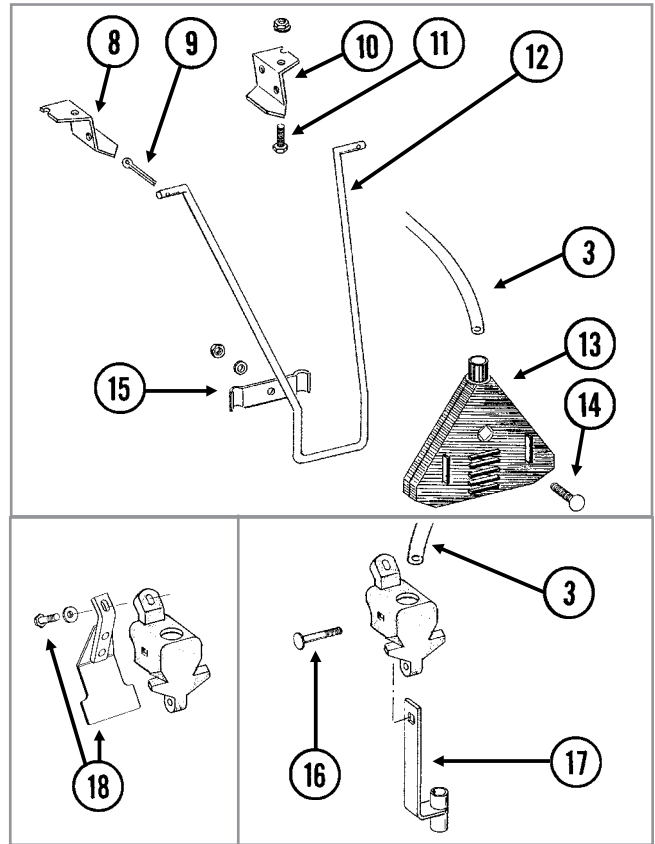
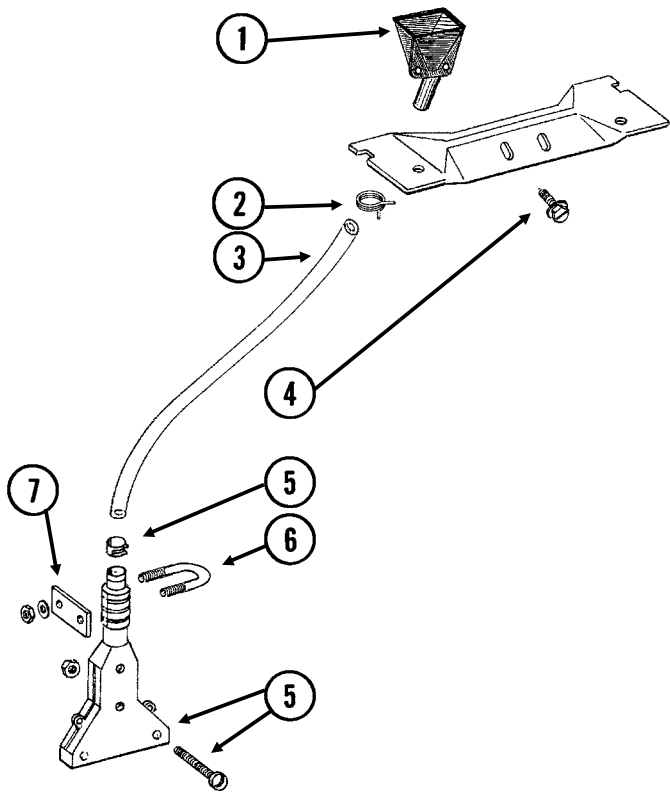
RUA051/RUB028(RU91a)



ITEM	PART NO.	QTY. (Per Row)	DESCRIPTION
1	G10567	3	External Retaining Ring, 5/8"
2	GD11239	1	Knob
3	G10602	1	Spring Pin, 1/4" x 1 1/2"
4	---	-	See "Granular Chemical Hopper and Hopper Panel Extension" on page P27
5	GA8364	1	Sprocket And Bearing, Drive Clutch, 24 Tooth
6	GD11413	1	Spring
7	GD11240	1	Shaft
8	GB0278	1	Coupler
9	G10546	2	Spring Pin, 3/16" x 1 1/4"
10	GD11297	1	Shaft
11	G10921	4	Hex Socket Head Cap Screw, No. 10-24 x 7/8"
	G10257	4	Lock Washer, No. 10
12	GD7148	1	Feed Roller, Hex Bore
13	GB0115	2	Bearing
14	GD7258	2	Hex Bushing
15	G3303-108	1	Chain, No. 41, 108 Pitch Including Connector Link (EdgeVac)
	G3303-114	-	Chain, No. 41, 114 Pitch Including Connector Link (Mechanical)
	GR0196	1	Connector Link, No. 41
16	G10660	1	Wave Washer, 1/2"
17	G11385	1	Flat Washer, 1/4" SAE
18	G10570	1	Slotted Hex Self-Tapping Screw, 1/4"-20 x 3/4"
19	G11073	2	Slotted Hex Self-Tapping Screw, No. 10 x 3/8"
20	GD1061	1	Support Strap
21	GD1063	1	Metering Gate
22	GB0116	1	Granular Housing
A	GA8326	-	Granular Chemical Meter Complete (Items 1, 9, 10, 12-14, and 16-22)
B	GA8366	-	Granular Chemical Meter Clutch (Items 1-3 and 5-9)

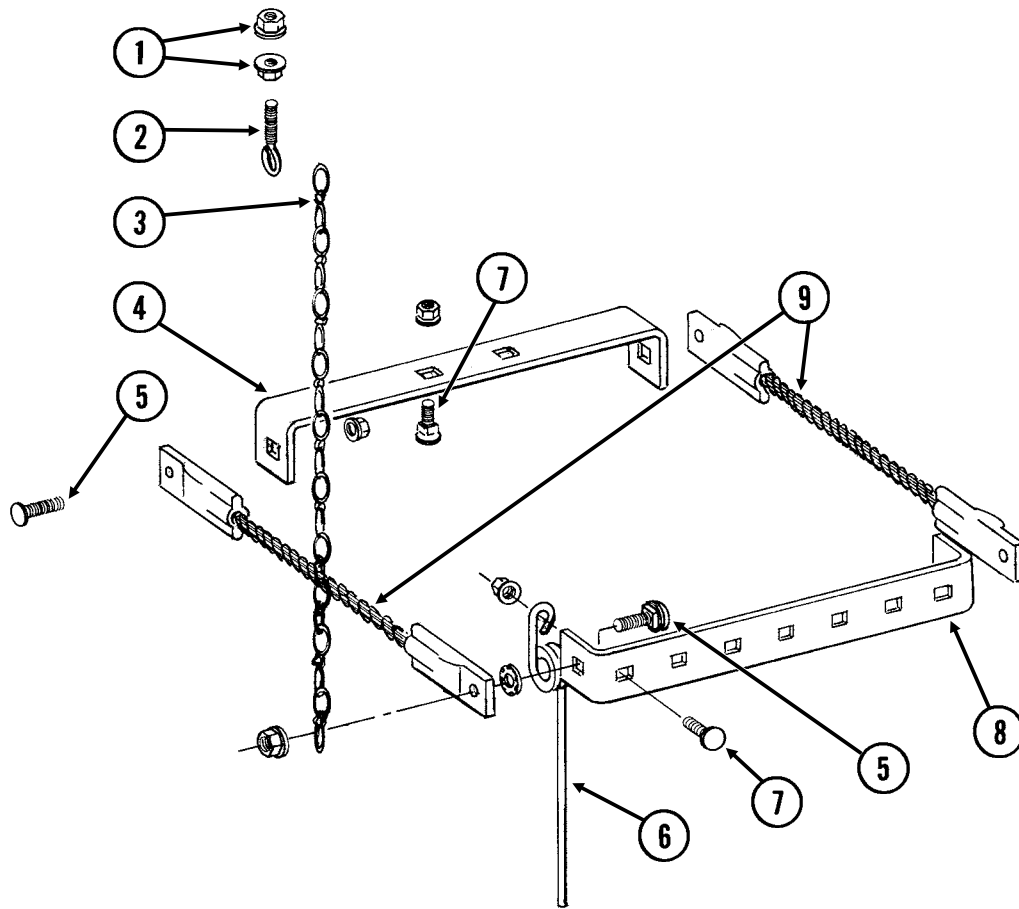
This page left blank intentionally.

RUA061/RUA073(RU101mm/RU83m)



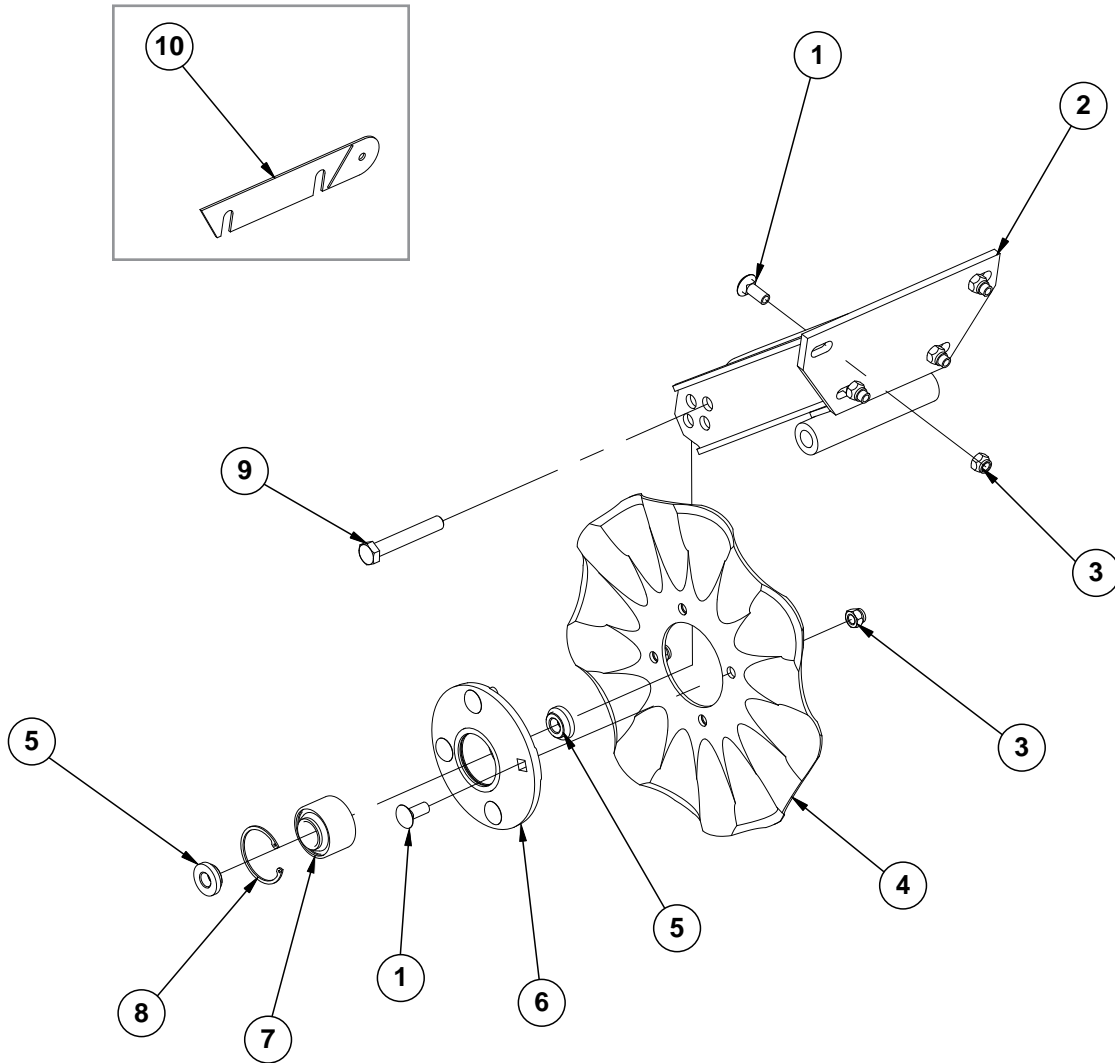
ITEM	PART NO.	QTY.	DESCRIPTION
1	GD2423	1	Funnel
2	G11209	1	Wire Hose Clamp, ¾"
3	GD2947	1	Hose, 7/16" x 28"
4	G10523	2	Slotted Pan Head Self-Tapping Screw, No. 10 x ½"
5	GA6907	1	Slope-Compensating Bander W/Hardware (4½" Band Width)
	G10864	1	Uni-Clamp
	G10757	2	Pan Head Screw, No. 10-32 x 1¼"
	G10758	2	Hex Nut, No. 10-32
6	GD10963	1	U-Bolt, 1½" x 1⅝" x ¼"-20
	G11385	2	Flat Washer, ¼" SAE
	G10110	2	Lock Nut, ¼"-20, Grade B
7	GD10984	1	Spacer
8	GD1115L	-	Hanger Bracket, L.H.
9	G10452	-	Cotter Pin, ⅛" x ½"
10	GD1115R	-	Hanger Bracket, R.H.
11	G10310	-	Carriage Bolt, ¼"-20 x ¾", Grade 2
	G10227	-	Lock Washer, ¼"
	G10103	-	Hex Nut, ¼"-20
12	GD1116	-	Hanger
13	GA2075	-	Diffuser, 14" Band
14	G10306	-	Carriage Bolt, ⅜"-16 x 2"
	G10229	-	Lock Washer, ⅜"
	G10101	-	Hex Nut, ⅜"-16
15	GD1118	-	Clamp
16	G10315	1	Carriage Bolt, ½"-13 x 2½" (Replaces Existing ½" x 2¼" Hardware)
17	GA6741	1	Bracket (Straight Drop In-Furrow)
18	G1K385	-	Bander Shield Kit W/Hardware And Instruction
	G10003	1	Hex Head Cap Screw, ⅜"-16 x 1½"
	G11387	1	Flat Washer, ⅜" SAE

RUA055(RU95)



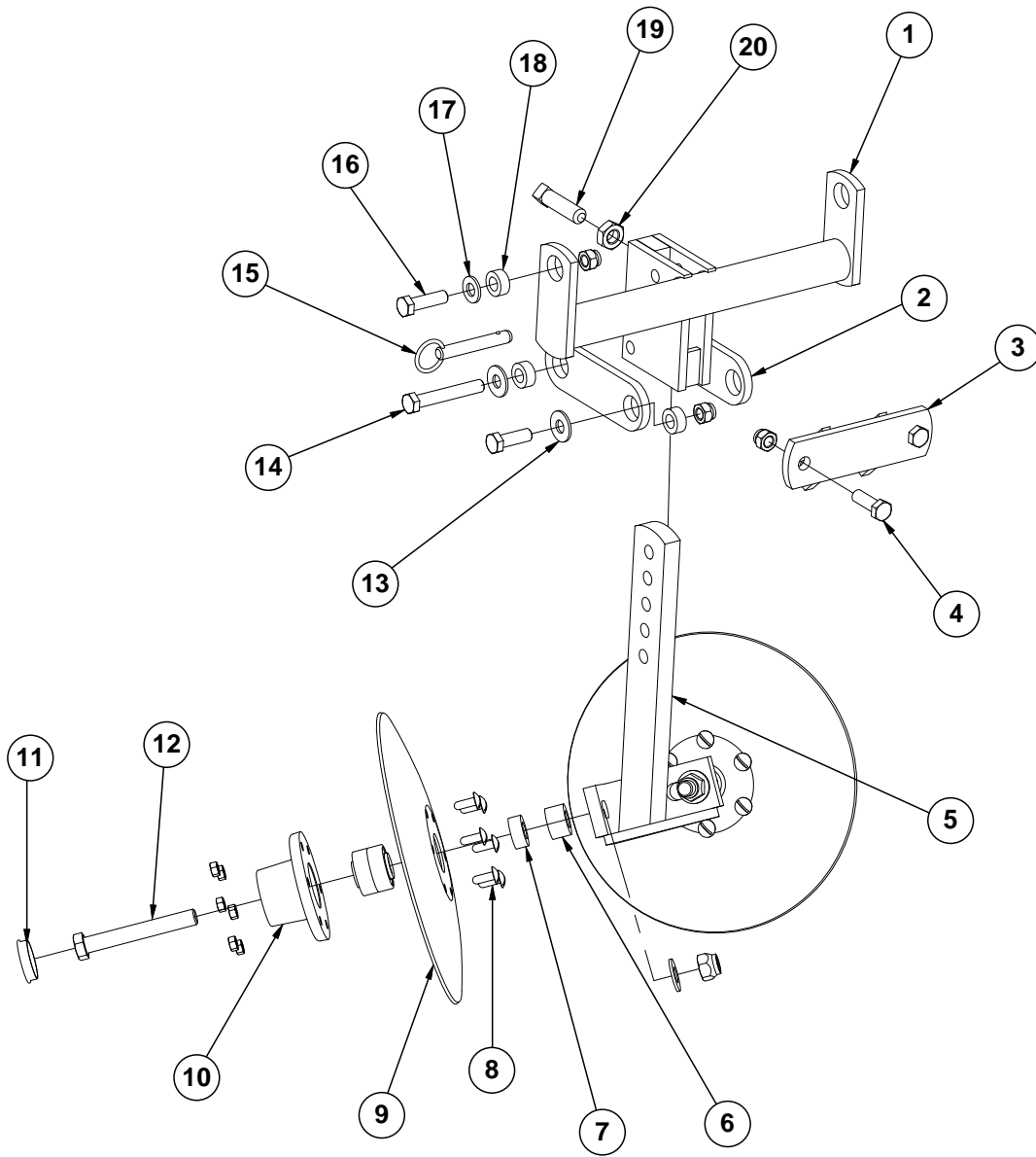
ITEM	PART NO.	QTY. (Per Row)	DESCRIPTION
1	G10621	4	Serrated Flange Nut, 1/4"-20
2	GD2460	2	Eyebolt, 1/4"-20
3	G3305-01	2	Twin Loop Chain, 9 Links
4	GD1143	1	Front Bracket
5	G10305	4	Carriage Bolt, 3/8"-16 x 1"
	G10529	4	External Tooth Lock Washer, 3/8"
	G10622	4	Serrated Flange Nut, 3/8"-16
6	GD1145	7	Spring Tooth
7	G10305	9	Carriage Bolt, 3/8"-16 x 1"
	G10622	9	Serrated Flange Nut, 3/8"-16
8	GD1144	1	Rear Bracket
9	GA2094	2	Cable Assembly

(IP1279)



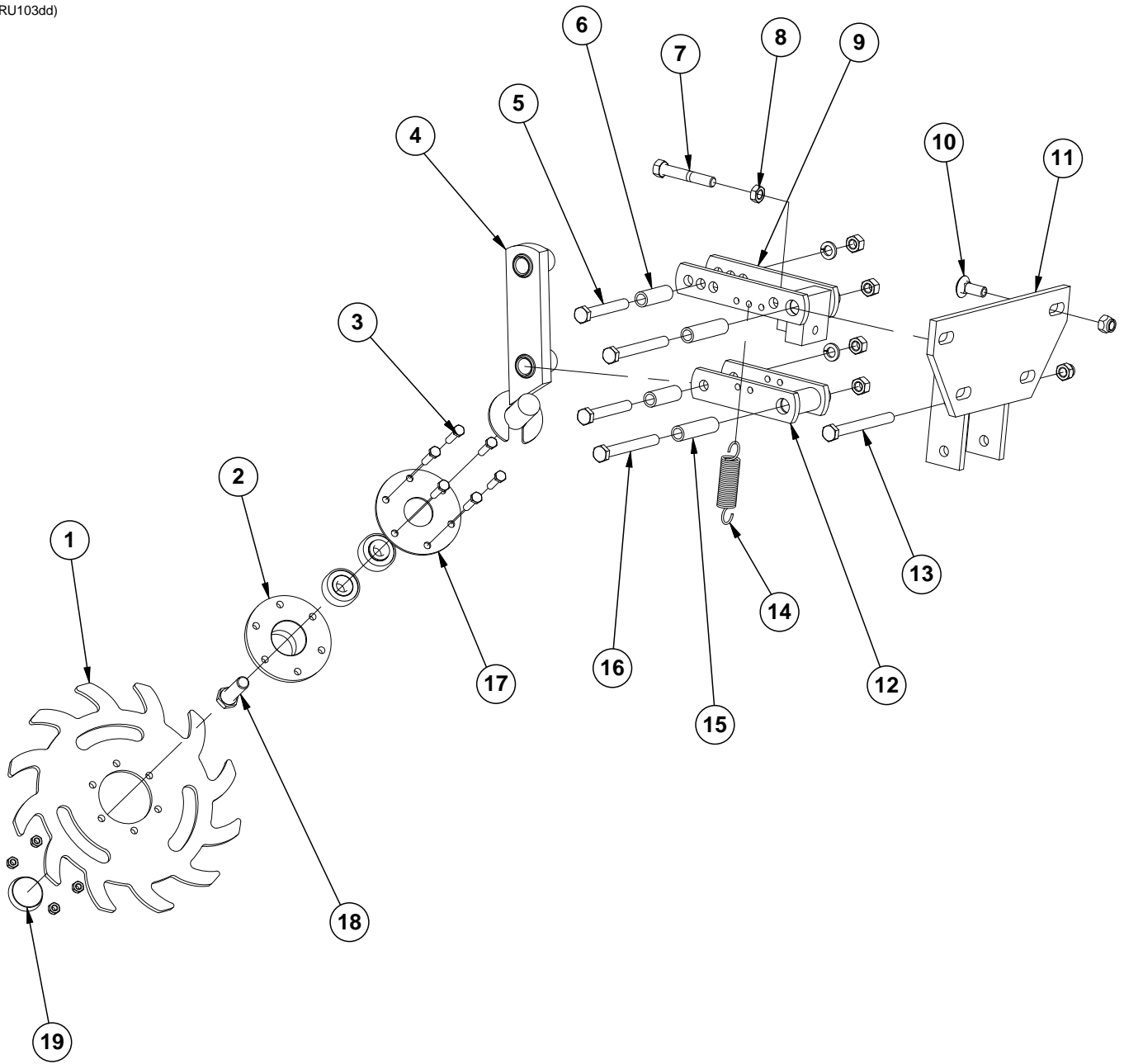
ITEM	PART NO.	QTY. (Per Row)	DESCRIPTION
1	G10574	8	Carriage Bolt, 1/2"-13 x 1 1/4"
2	GA11520	1	Arm
3	G10111	8	Lock Nut, 1/2"-13
4	GD7803	1	Disc Blade, Fluted, 1", 8 Flutes (Shown)
	GD7804	-	Disc Blade, Bubbled, 1"
	GD9254	-	Disc Blade, Fluted, 3/4", 13 Flutes
5	GD11677	2	Adapter
6	GA8641	1	Hub W/Bearing And Retaining Ring (Includes items 7 and 8)
7	GA8603	1	Bearing, Double Row
8	GD19292	1	Retaining Ring (Square), 27/16"
9	G10036	1	Hex Head Cap Screw, 5/8"-11 x 4"
	G10107	1	Lock Nut, 5/8"-11
10	GD14398	1	Spacer

(IP1284)



ITEM	PART NO.	QTY. (Per Row)	DESCRIPTION
1	GA5719	1	Mounting Bracket
2	GD7890	2	Link
3	GA5715	1	Anchor
4	G10017	2	Hex Head Cap Screw, 1/2"-13 x 1 1/2"
	G10111	2	Lock Nut, 1/2"-13
5	GA5718	1	Support Arm
6	GD7817-01	2	Spacer, 1 1/16" I.D. x 3/4" Long
7	GD7817-04	2	Spacer, 1 1/16" I.D. x 1/2" Long
8	G10572	12	Truss Head Slotted Machine Screw, 5/16"-18 x 7/8"
	G10106	12	Hex Nut, 5/16"-18
9	GD7823	-	Disc Blade, Solid, 12" (Shown)
	GD8307	-	Disc Blade, Notched, 12"
10	GA5654	2	Hub W/Bearings
	GA2014	-	Bearing
11	GD1132	2	Dust Cap
12	G10318	2	Hex Head Cap Screw, 5/8"-11 x 4 1/2"
	G10107	2	Lock Nut, 5/8"-11
	G11391	2	Flat Washer, 5/8" SAE
13	G11389	2	Flat Washer, 1/2" SAE
	G10017	2	Hex Head Cap Screw, 1/2"-13 x 1 1/2"
	G10111	2	Lock Nut, 1/2"-13
14	G10585	1	Hex Head Cap Screw, 1/2"-13 x 3 1/4"
	G11389	2	Flat Washer, 1/2" SAE
	G10111	1	Lock Nut, 1/2"-13
15	G10536	1	Detent Pin, 1/2" x 2 1/2" Grip
16	G10039	2	Hex Head Cap Screw, 1/2"-13 x 1 3/4"
	G10111	2	Lock Nut, 1/2"-13
17	G11389	2	Flat Washer, 1/2" SAE
18	GD7889	6	Bushing, 1" O.D. x 9/16" I.D. x 7/16" Long
19	G10597	1	Square Head Set Screw, 5/8"-11 x 2 1/4"
20	G10503	1	Hex Jam Nut, 5/8"-11, Grade 2

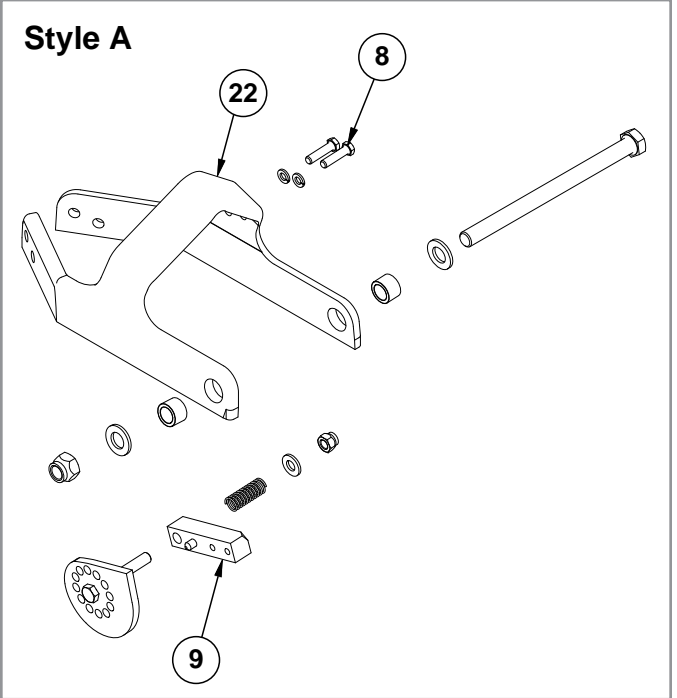
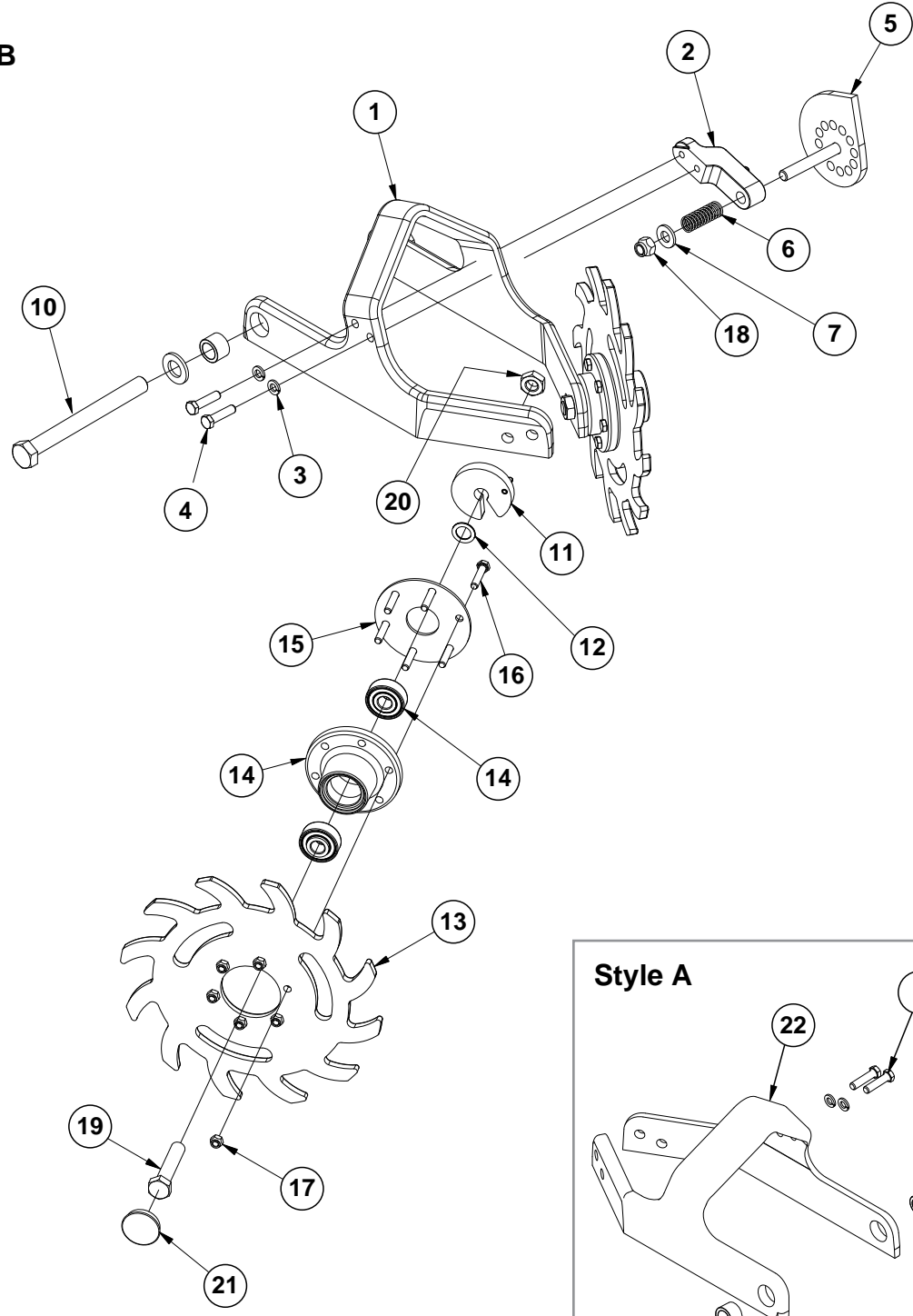
(RU103dd)



ITEM	PART NO.	QTY. (Per Row)	DESCRIPTION
1	GB0387	1	Wheel, 12 Tine, 3/8" x 12"
2	GA5654	1	Hub W/Bearings
	GA2014	-	Bearing
3	G10133	6	Hex Head Cap Screw, 5/16"-18 x 1 1/2"
	G10109	6	Lock Nut, 5/16"-18, Grade 8
4	GA6838	1	Wheel Mount
5	G10033	2	Hex Head Cap Screw, 1/2"-13 x 3 1/2"
	G10228	2	Lock Washer, 1/2"
	G10102	2	Hex Nut, 1/2"-13
6	GD9720	2	Spacer, 1/2" x 2 3/16" Long
7	G10371	1	Hex Head Cap Screw, 1/2"-13 x 3", Full Thread
8	G10501	1	Hex Jam Nut, 1/2"-13, Grade 2
9	GA6833	1	Upper Link
10	G10574	4	Carriage Bolt, 1/2"-13 x 1 1/4"
	G10111	4	Lock Nut, 1/2"-13
11	GA6832	1	Mount
12	GA6834	1	Lower Link
13	G10348	1	Hex Head Cap Screw, 1/2"-13 x 5" (Lockup Bolt)
	G10111	1	Lock Nut, 1/2"-13
14	GD5857	2	Spring
15	GD9715	2	Spacer, 1/2" x 3" Long
16	G10045	2	Hex Head Cap Screw, 1/2"-13 x 4 1/2"
	G10228	2	Lock Washer, 1/2"
	G10102	2	Hex Nut, 1/2"-13
17	GD9724	1	Backing Plate
18	G10006	1	Hex Head Cap Screw, 5/8"-11 x 2 1/4"
19	GD1132	1	Dust Cap
A	GA12236	-	Wheel Assembly, 12 Tine, R.H. (Items 1-3 and 18)

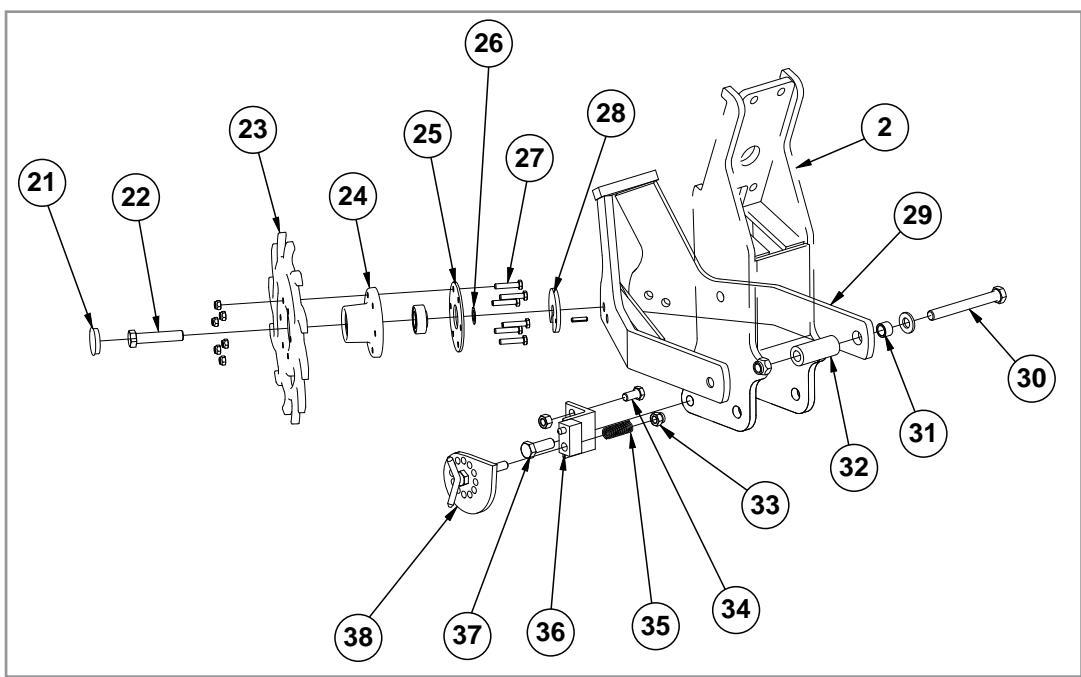
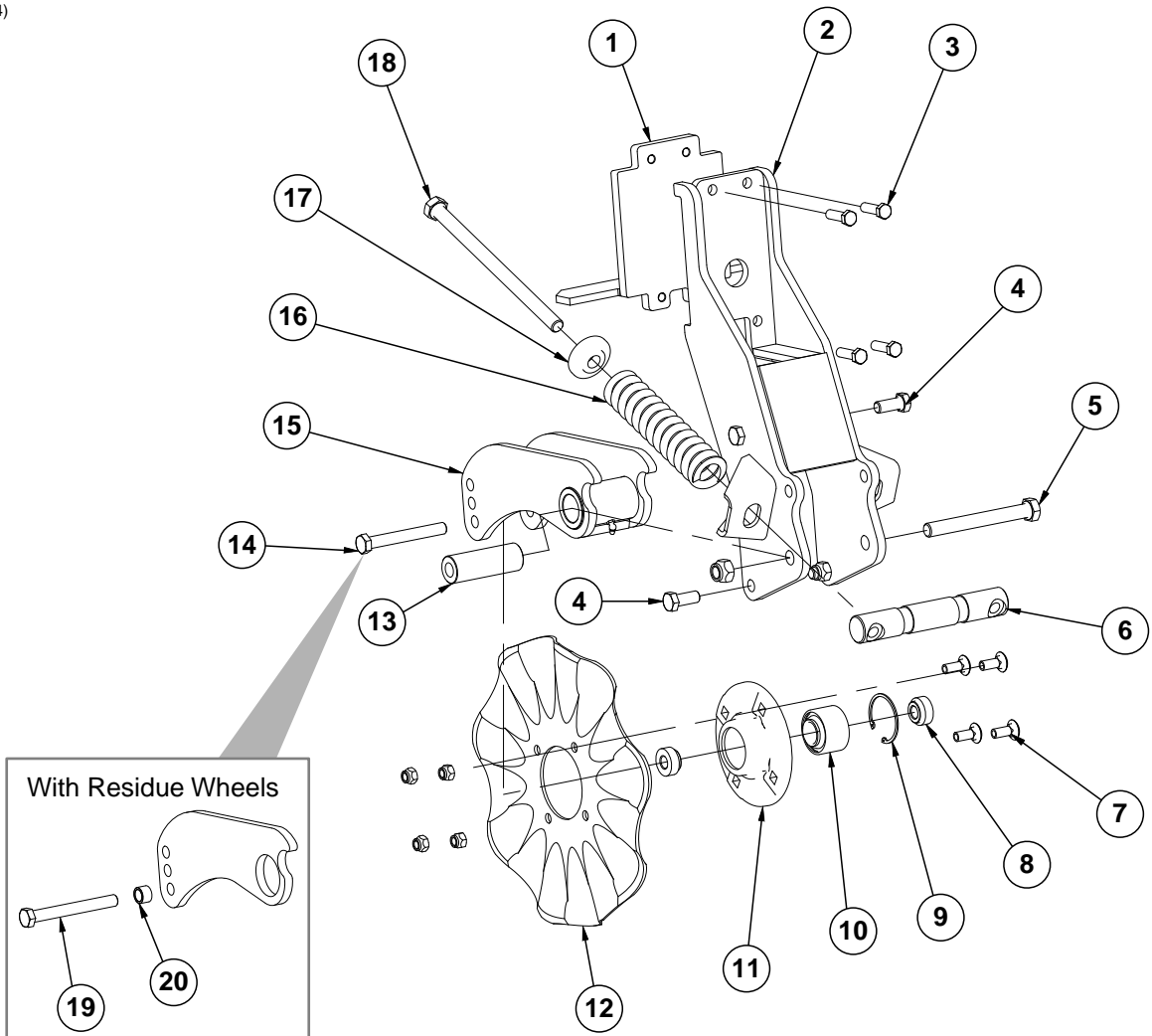
(IP1468)

Style B

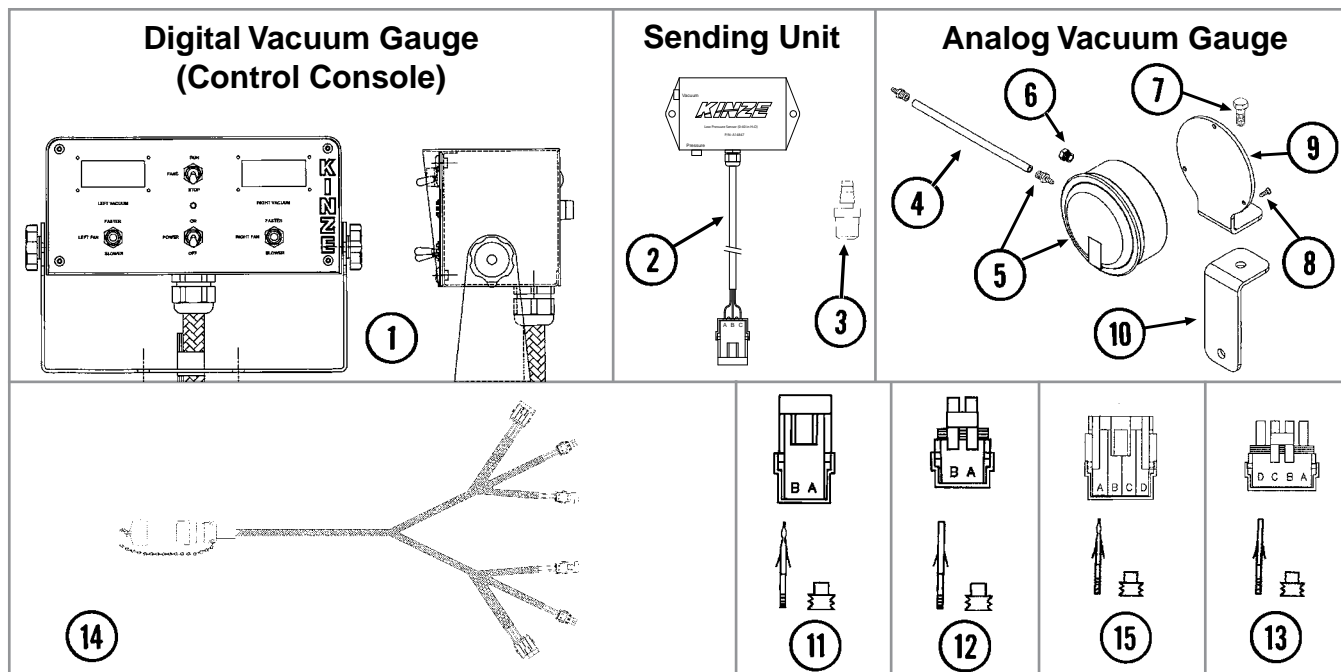


ITEM	PART NO.	QTY. (Per Row)	DESCRIPTION
1	GB0464	1	Residue Wheel Mount
2	GD26793	1	Cam Locking Pin
3	G10229	2	Lock Washer, 3/8"
4	G10004	2	Hex Head Cap Screw, 3/8"-16 x 1 1/4"
5	GA14251	1	Cam
6	GD10519	1	Spring
7	G11389	1	Flat Washer, 1/2" Plated SAE
8	G10003	2	Hex Head Cap Screw, 3/8"-16 x 1 1/2"
	G10229	2	Lock Washer, 3/8"
9	GA14250	1	Locking Pin
10	G11236	1	Hex Head Cap Screw, 3/4"-10 x 10 1/2"
	G11392	2	Flat Washer, 3/4" SAE
	GB0383	2	Bushing, 1 1/8" O.D. x 25/32" I.D. x 3/4" Long
	G11228	1	Lock Nut, 3/4"-10
11	GA8760	2	Weed Guard W/Spring Pin
	G10765	-	Spring Pin, 1/4" x 1"
12	G10213	4	Machine Bushing, 5/8" (.030" Thick)
13	GB0387	2	Wheel, 12 Tine, 3/8" x 12"
14	GA5654	2	Hub W/Bearings
	GA2014	-	Bearing
15	GD9724	2	Backing Plate
16	G10133	12	Hex Head Cap Screw, 5/16"-18 x 1 1/2"
17	G10109	12	Lock Nut, 5/16"-18, Grade 8
18	G10974	1	Lock Nut W/Nylon Insert, 1/2"-13
19	G10010	2	Hex Head Cap Screw, 5/8"-11 x 3"
20	G10503	2	Hex Jam Nut, 5/8"-11, Grade 2
21	GD1132	2	Dust Cap
22	GB0464	1	Residue Wheel Mount
A	GA12235	-	L.H. Residue Wheel (Items 13-17)
B	GA12236	-	R.H. Residue Wheel (Items 13-17)

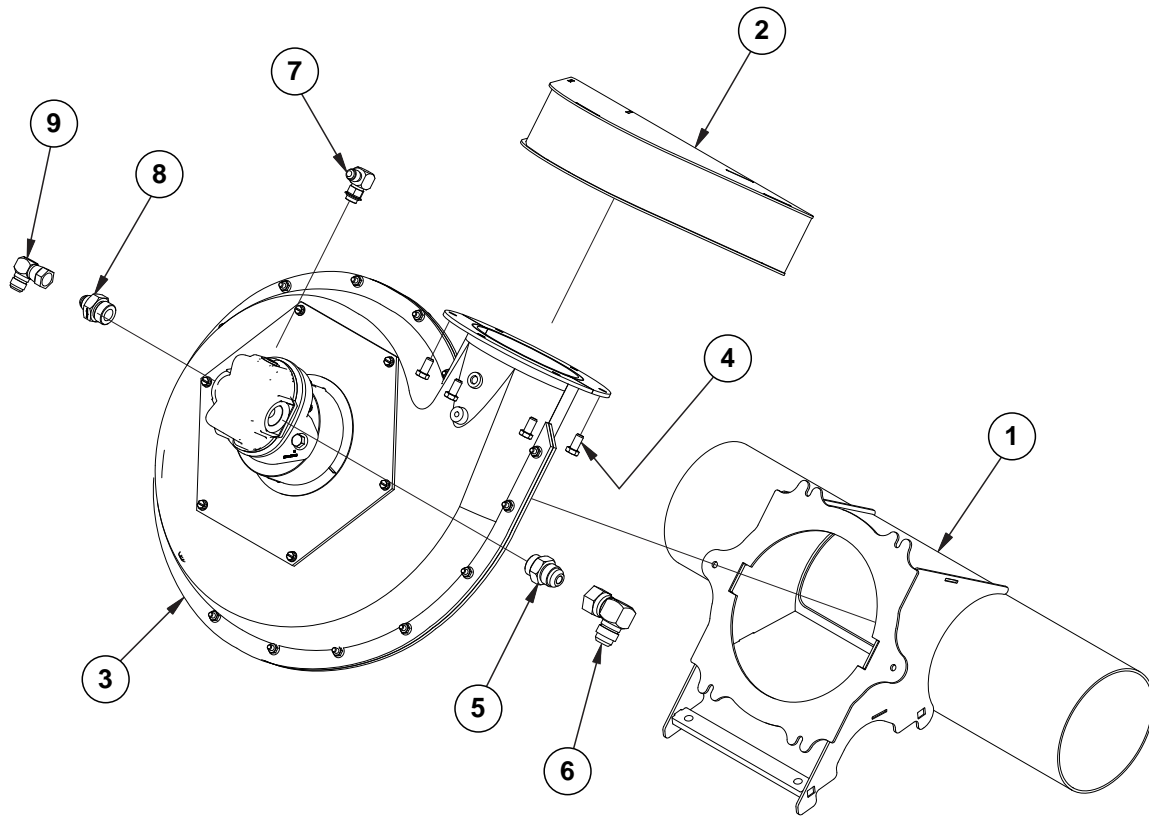
(IP1292/IP1294)



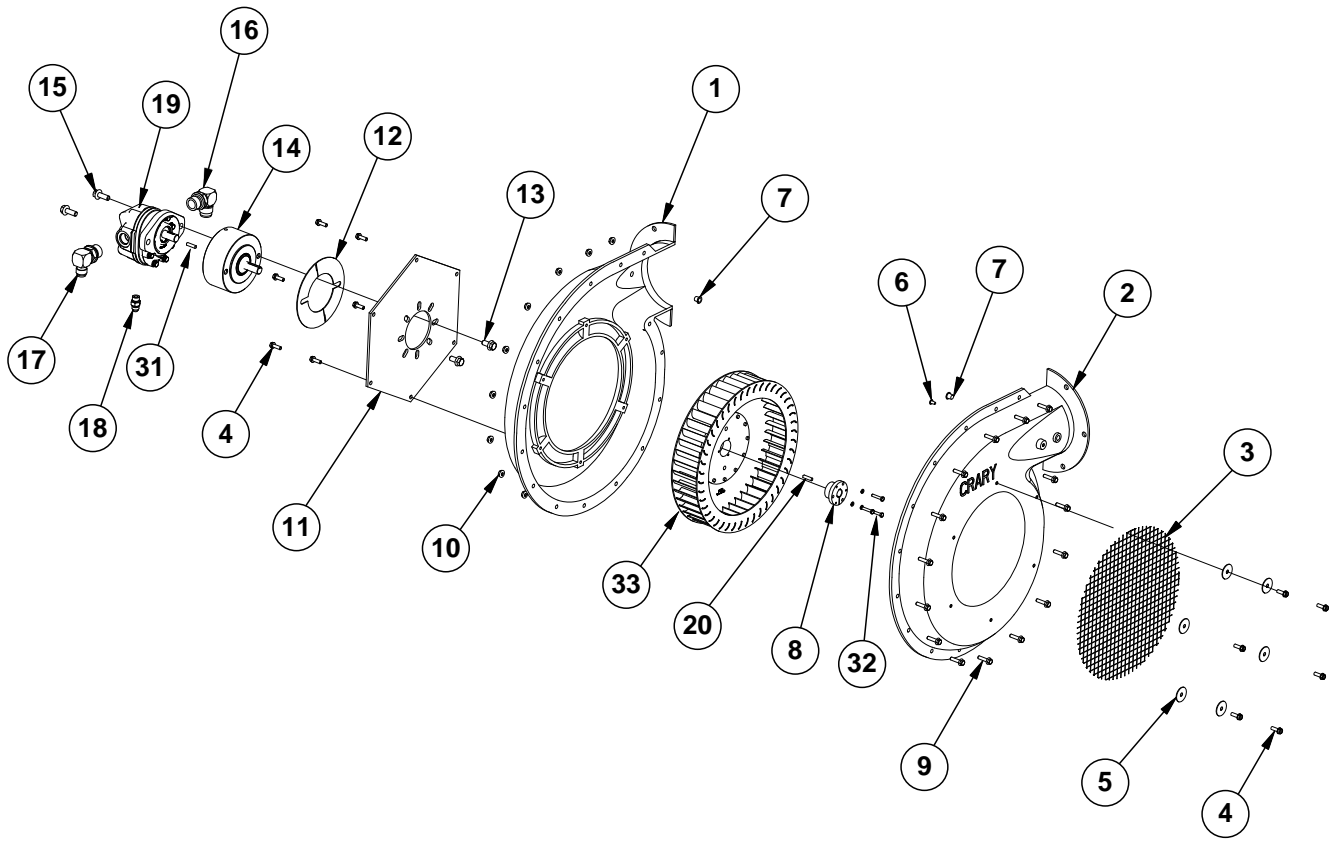
ITEM	PART NO.	QTY. (Per Row)	DESCRIPTION
1	GA9844	1	Plate W/Angle
2	GA9131	1	Coulter Frame
3	G10039	4	Hex Head Cap Screw, 1/2"-13 x 1 3/4"
4	G10007	4	Hex Head Cap Screw, 5/8"-11 x 1 1/2"
	G10107	4	Lock Nut, 5/8"-11
5	G10400	1	Hex Head Cap Screw, 3/4"-10 x 6 1/2"
	G10112	1	Lock Nut, 3/4"-10
6	GD12826	1	Spring Anchor Bar
7	G10574	4	Carriage Bolt, 1/2"-13 x 1 1/4"
	G10111	4	Lock Nut, 1/2"-13
8	GD12827	2	Adapter
9	GD19292	1	Retaining Ring, 2 7/16"
10	GA8603	1	Bearing, Double Row
11	GB0291	1	Coulter Hub
12	GD7803	1	Disc Blade, Fluted, 1", 8 Flutes (Shown)
	GD7804	-	Disc Blade, Bubbled, 1"
	GD9254	-	Disc Blade, Fluted, 3/4", 13 Flutes
13	GD12829	1	Sleeve
14	G10046	1	Hex Head Cap Screw, 5/8"-11 x 5"
	G10107	1	Lock Nut, 5/8"-11
15	GA9845	1	Coulter Arm W/Grease Fitting
	G10643	-	Grease Fitting, 45°, 1/4"-28
16	GD12817	2	Compression Spring
17	GB0213	2	Spring Seat
18	G11010	2	Hex Head Cap Screw, 3/4"-10 x 12"
19	G10011	1	Hex Head Cap Screw, 5/8"-11 x 5 1/2"
20	GB0218	1	Bushing, 2 1/32" I.D. x 7/8" O.D. x 1 9/32" Long
21	GD1132	2	Dust Cap
22	G10010	2	Hex Head Cap Screw, 5/8"-11 x 3"
	G10503	2	Hex Jam Nut, 5/8"-11, Grade 2
23	GB0387	2	Wheel, 12 Tine, 3/8" x 12"
24	GA5654	2	Hub W/Bearings
	GA2014	2	Bearing
25	GD9724	2	Backing Plate
26	G10213	2	Machine Bushing, 5/8" (.030" Thick)
27	G10133	12	Hex Head Cap Screw, 5/16"-18 x 1 1/2"
	G10109	12	Lock Nut, 5/16"-18, Grade 8
28	GA9862	2	Weed Guard W/Spring Pin
	G10765	1	Spring Pin, 1/4" x 1"
29	GA9865	1	Mount
30	G10011	2	Hex Head Cap Screw, 5/8"-11 x 5 1/2"
	G11391	2	Flat Washer, 5/8" SAE
	G10730	2	Lock Nut W/Nylon Insert, 5/8"-11
31	GB0218	2	Bushing, 2 1/32" I.D. x 7/8" O.D. x 1 9/32" Long
32	GD14170	2	Sleeve, 3"
34	G10014	1	Hex Head Cap Screw, 1/2"-13 x 1"
	G10102	1	Hex Nut, 1/2"-13
33	G10974	1	Lock Nut W/Nylon Insert, 1/2"-13
35	GD10519	1	Spring
36	GA15312	1	Support
37	G10005	1	Hex Head Cap Screw, 5/8"-11 x 1 3/4"
	G10107	1	Lock Nut, 5/8"-11
38	GA9861	1	Cam
A	GA12236	-	Wheel Assembly, 12 Tine, R.H. (Items 23-25 and 27) (Shown)
	GA12235	-	Wheel Assembly, 12 Tine, L.H. (Items 23-25 and 27)
B	GA8641	1	Hub W/Bearing And Retaining Ring (Items 9-11)



ITEM	PART NO.	QTY.	DESCRIPTION
1	G8081X	1	Backlite Control Console Assembly W/Mounting Brackets, Harness W/Dust Cap And Power Cable
	GD14640	-	Mounting Bracket
	GA6975	-	Knob
	GD2829	-	Fuse, 15 Amp, Type AGC
2	GA14847	1	Low Pressure Sensor (0-40 IN H ₂ O)
	GD17151-20	-	Tubing, 1/4" x 10'
	GA9964	-	Strain Relief
3	GR1736	1	Hose Barb, 1/8" Male NPT To Barb
4	GD15849-02	1	Clear Tube, 5/16" O.D. x 3/16" I.D. x 120"
5	GA10765	1	Analog Vacuum Gauge W/Hose Barb
	GR1777	-	Hose Barb, 1/8" Male NPT To 3/16" Barb
6	GA10799	1	Breather, 1/8" Male NPT
7	G10001	1	Hex Head Cap Screw, 3/8"-16 x 1"
	G11387	1	Flat Washer, 3/8" SAE
	G10108	1	Lock Nut, 3/8"-16
8	G11215	3	Hex Socket Head Cap Screw, No. 6-32 x 3/8", Grade 8
9	GD15804	1	Mount
10	GD15803	1	Support
11	G1K321	-	2-Pin Female Connector Kit (Black), Includes: (3) 2-Pin Female Housings, (6) Pin Contacts, (6) Seals
12	G1K320	-	2-Pin Male Connector Kit (Black), Includes: (3) 2-Pin Male Housings, (6) Socket Contacts, (6) Seals
13	GA8329	1	4-Pin Male Connector Kit, Includes: (1) 4-Pin Male Housing, (4) Seals, (4) Sockets
14	GA11691	-	Harness, 519", 24 Row 30" And 36 Row 20"
15	GA8328	-	4-Pin Female Connector Kit, Includes: (1) 4-Pin Female Housing, (4) Seals, (4) Pin Contacts



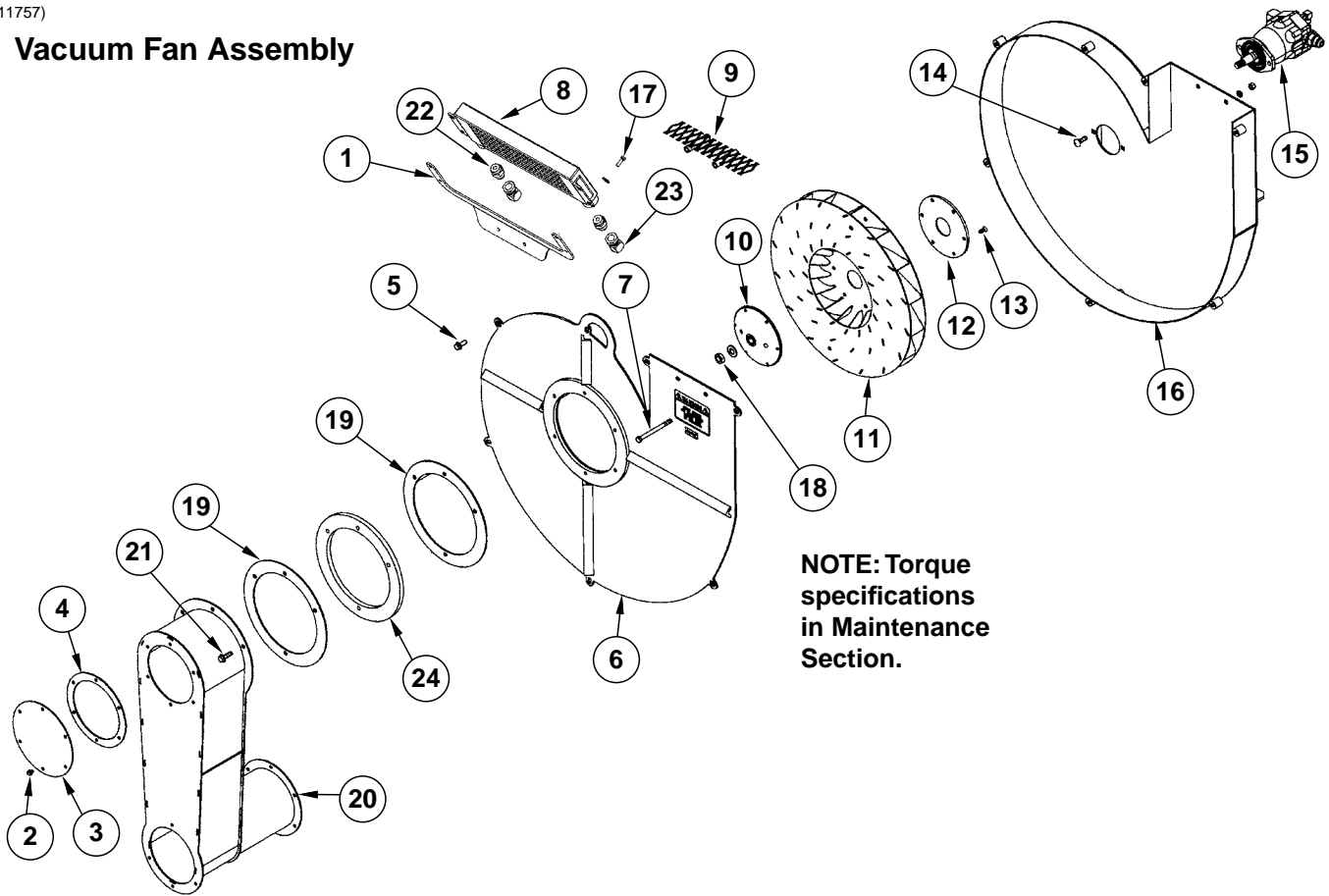
ITEM	PART NO.	QTY.	DESCRIPTION
1	GA16654	1	Fan Mount
2	GA16817	1	Fan Baffle
3	---	1	See "Vacuum Fan Assembly, 24 Row 20" and 24 Row 22" on page P46
4	G10002	6	Hex Head Cap Screw, $\frac{3}{8}$ "-16 x $\frac{3}{4}$ "
5	G6400-12	1	Connector, W/O-Ring, $1\frac{1}{16}$ "-12 Male JIC To O-Ring
6	G6500-12	1	Swivel Elbow, 90°, $1\frac{1}{16}$ "-12 Male JIC To Female
7	G6801-06 GR1037	1 -	Elbow W/O-Ring, 90°, $\frac{9}{16}$ "-18 Male JIC To O-Ring O-Ring
8	G6400-08-12	1	Connector, W/O-Ring, $\frac{3}{4}$ "-16 Male JIC to $1\frac{1}{16}$ "-12 O-Ring
9	G6500-08	1	Swivel Elbow, 90°, $\frac{3}{4}$ "-16 Male JIC To Female



ITEM	PART NO.	QTY.	DESCRIPTION
1	GR1971	1	Flanged Inner Case
2	GR1970	1	Flanged Outer Case
3	GR1967	1	Screen
4	GR1976	12	Hex Flange Self Tapping Screw, 1/4" x 3/4"
5	GR1977	6	Fender Washer, 1/4"
6	GR1978	1	Plastic Plug, 1/4"
7	GR1979	2	Plastic Plug, 7/16"
8	GR1961	1	Bushing, 5/8"
9	G11409	15	Hex Serrated Flanged Cap Screw, 1/4"-20 x 1"
10	G10621	15	Serrated Flange Nut, 1/4"-20
11	GR1969	2	Backing Plate
12	GR1968	2	Cover Plate
13	G11123	2	Hex Serrated Flange Cap Screw, 3/8"-16 x 3/4"
14	GA15452	1	Overhung Load Adapter
15	G11124	2	Hex Serrated Flange Cap Screw, 3/8"-16 x 1"
16	G6801-12	1	Elbow W/O-Ring, 90°, 1 1/16"-12 Male JIC To O-Ring
17	G6801-10-12	1	Elbow W/O-Ring, 90°, 7/8"-14 Male JIC To 1 1/16"-12 O-Ring
18	G6400-06	1	Connector W/O-Ring, 9/16"-18 Male JIC To O-Ring
19	GA17287	1	Hydraulic Motor
20	GD21300	1	Key Stock, 3/16" x 3/4"
21	GD15849-02	1	Clear Plastic Tubing, 5/16" O.D. x 3/16" I.D. x 120"
22	GA10765	1	Analog Vacuum Gauge W/Hose Barb
	GR1777	-	Hose Barb, 1/8" Male NPT To 3/16" Barb
23	GA10799	1	Breather, 1/8" Male NPT
24	G10001	1	Hex Head Cap Screw, 3/8"-16 x 1"
	G10108	1	Lock Nut, 3/8"-16
25	G11215	3	Hex Socket Head Cap Screw, No. 6-32 x 3/8", Grade 8
26	GD15804	1	Mount
27	GD15945	1	Support
28	GA14847	1	Low Pressure Sensor (0-40 IN H ₂ O)
	GD17151-20	-	Tubing, 1/4" x 10'
	GA9964	-	Strain Relief
29	GR1736	1	Hose Barb, 1/8" Male NPT To Barb
30	GA12812	1	Hall Effect Adapter
31	GR2000	1	Hydraulic Motor Key
32	G11518	3	Hex Head Machine Screw, #10-24 x 1"
	G10243	3	Washer, No. 10 SAE
33	GR2109	-	Impeller
A	GR1960	-	ASD Fan Motor Seal Kit
B	GA14573	-	ASD Fan Assembly (Flanged) (Items 1-7 and 9-12)

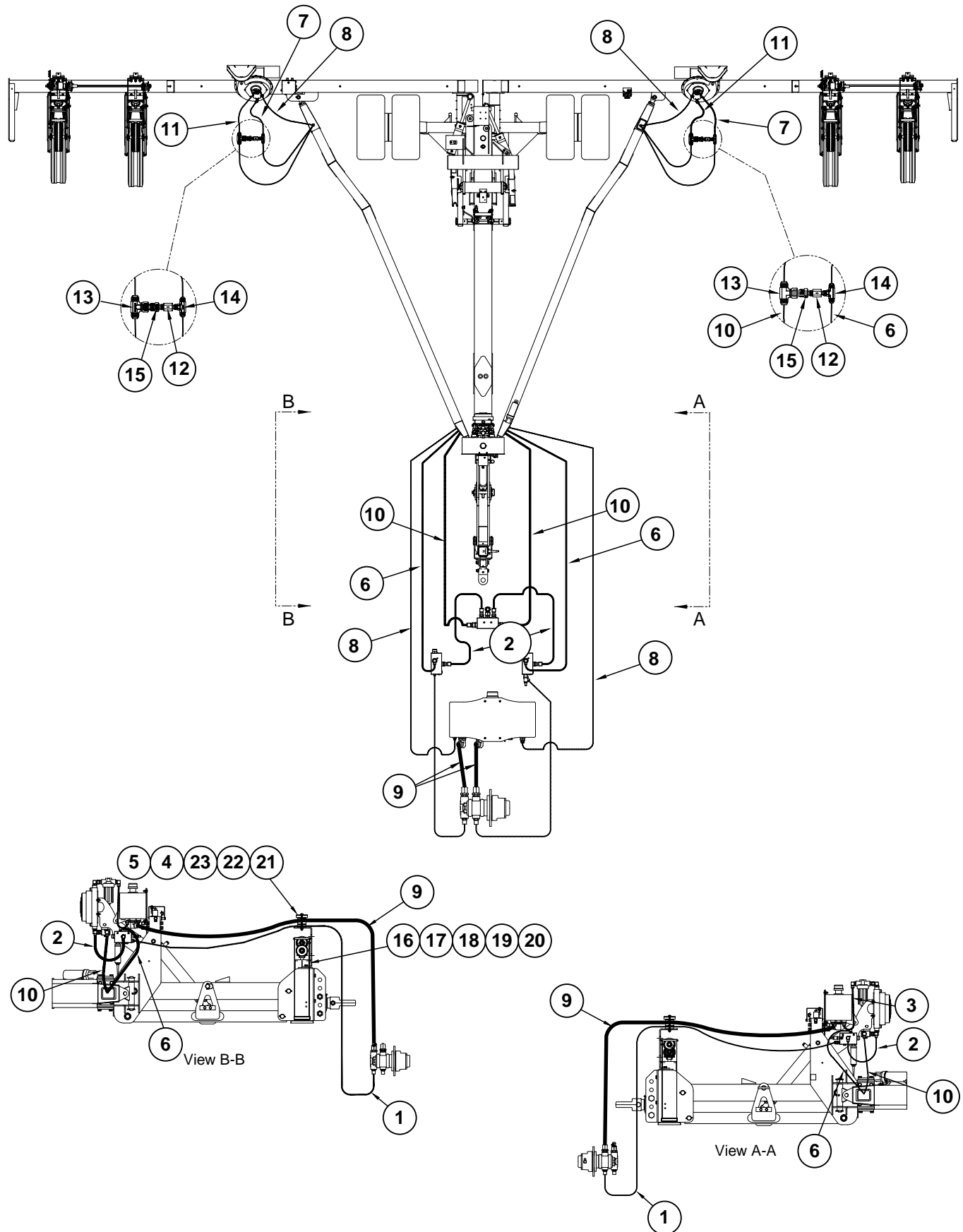
(A11757)

Vacuum Fan Assembly



NOTE: Torque specifications in Maintenance Section.

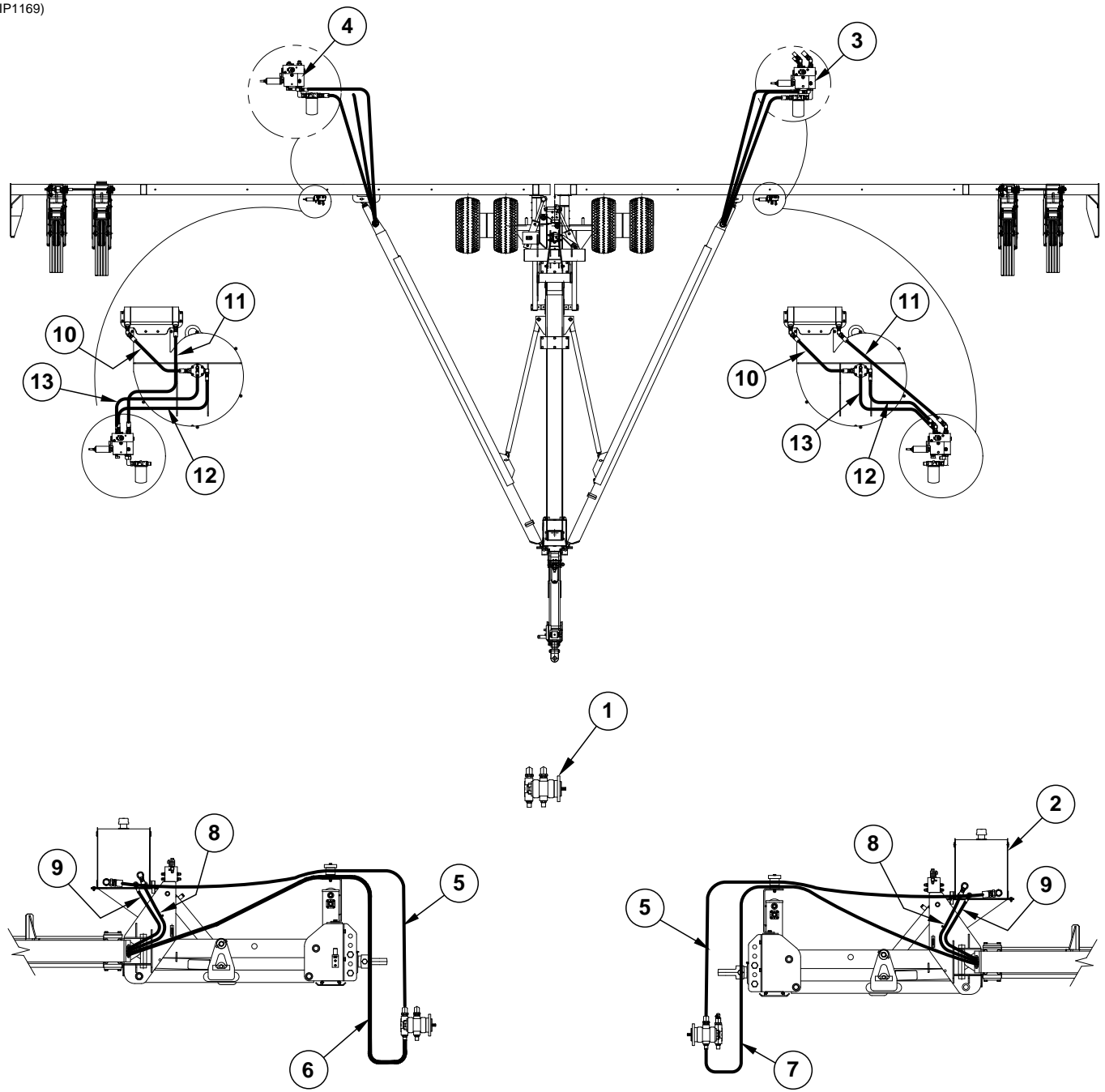
ITEM	PART NO.	QTY.	DESCRIPTION
1	GD16608	1	Bracket
2	G11166	6	Whiz Lock Bolt, ¼"-20 x ¾"
3	GD16840	1	Cover
4	GD16991	1	Cover Gasket, ⅛" x 8¾" (6½" I.D.)
5	G11124	7	Whiz Lock Bolt, ⅜"-18 x 1"
6	GA10752	1	Cover
7	G10063	2	Hex Head Cap Screw, ⅜"-16 x 4"
	G11387	2	Flat Washer, ⅜" SAE
	G10108	2	Lock Nut, ⅜"-16
8	GA10917	1	Oil Cooler
9	GA11987	2	Screen
10	GD15790	1	Hub
11	GA10635	1	Impeller
12	GD15789	1	Backing Plate
13	G11133	6	Hex Socket Head Cap Screw, ⅝"-18 x ¾", Grade 8
14	G10599	2	Carriage Bolt, ⅜"-16 x 1¼"
	G10229	2	Lock Washer, ⅜"
	G10101	2	Hex Nut, ⅜"-16
15	---	-	See "Vacuum Fan Hydraulic Motor Assembly" on page P188
16	GA10148	1	Shroud
17	G10019	4	Hex Head Cap Screw, ⅝"-18 x 1"
	G11386	4	Flat Washer, ⅝" SAE
	G10109	4	Lock Nut, ⅝"-18, Grade B
18	G11391	1	Flat Washer, ⅜" SAE
	G10499	1	Hex Jam Nut, ⅝"-18, Grade 2
19	GD16992	2	Gasket, ⅛" x 11⅞"
20	GA11651	1	Outlet, 31 ¹¹ / ₁₆ "
	GA12457	-	Outlet, 35 ¹¹ / ₁₆ "
21	GD19246-01	4	Stud, ⅜"-16
	G10901	4	Lock Nut, ⅜"-16
	G11387	4	Flat Washer, ⅜" SAE
22	G6400-12	2	Connector W/O-Ring, 1½"-12 Male JIC To O-Ring
	GR1467	-	O-Ring
23	G6502-12	1-2	Swivel Elbow, 45°, 1½"-12 Male JIC To Female
24	GD16839	1	Spacer, ½" x 12"
A	GA11757	-	Vacuum Fan Assembly (Items 13, 20-22, 24-31, and 33)



ITEM	PART NO.	QTY.	DESCRIPTION
1	*A11459	2	Hose Assembly, 5/8" x 123"
2	*A8273	2	Hose Assembly, 1/2" x 21"
3	*A3391	1	Hose Assembly, 3/4" x 44"
4	G10980	1	Hex Head Cap Screw, 1/2"-13 x 5 1/2"
5	G10111	1	Lock Nut, 1/2"-13
6	*A12776	2	Hose Assembly, 1/2" x 252"
7	*A12775	2	Hose Assembly, 1/2" x 48"
8	*A12031	2	Hose Assembly, 3/8" x 284"
9	*A11800	2	Hose Assembly, 1 1/4" x 123"
10	*A11461	2	Hose Assembly, 5/8" x 240"
11	*A11460	2	Hose Assembly, 5/8" x 48"
12	GA19432	2	Inline Check Valve
13	G6600-12	2	Swivel Tee, 1 1/16"-12 JIC
14	G2603-08	2	Tee, 3/4"-16 Male JIC
15	G2406-08-12	2	Reducer, 3/4"-16 JIC x 1 1/16"-12
16	GD16922	1	Support
17	G10006	2	Hex Head Cap Screw, 5/8"-11 x 2 1/4"
18	G11391	2	Flat Washer, 5/8" SAE
19	G10230	2	Lock Washer, 5/8"
20	G10104	2	Hex Nut, 5/8"-11
21	GD8188	1	Hose Clamp, 7/8" x 3" x 5 3/8"
22	GD17024	1	Hose Clamp, 2" x 3" x 4 3/4"
23	GD0740	1	Hose Clamp, 3/4" x 4" x 3 1/2"

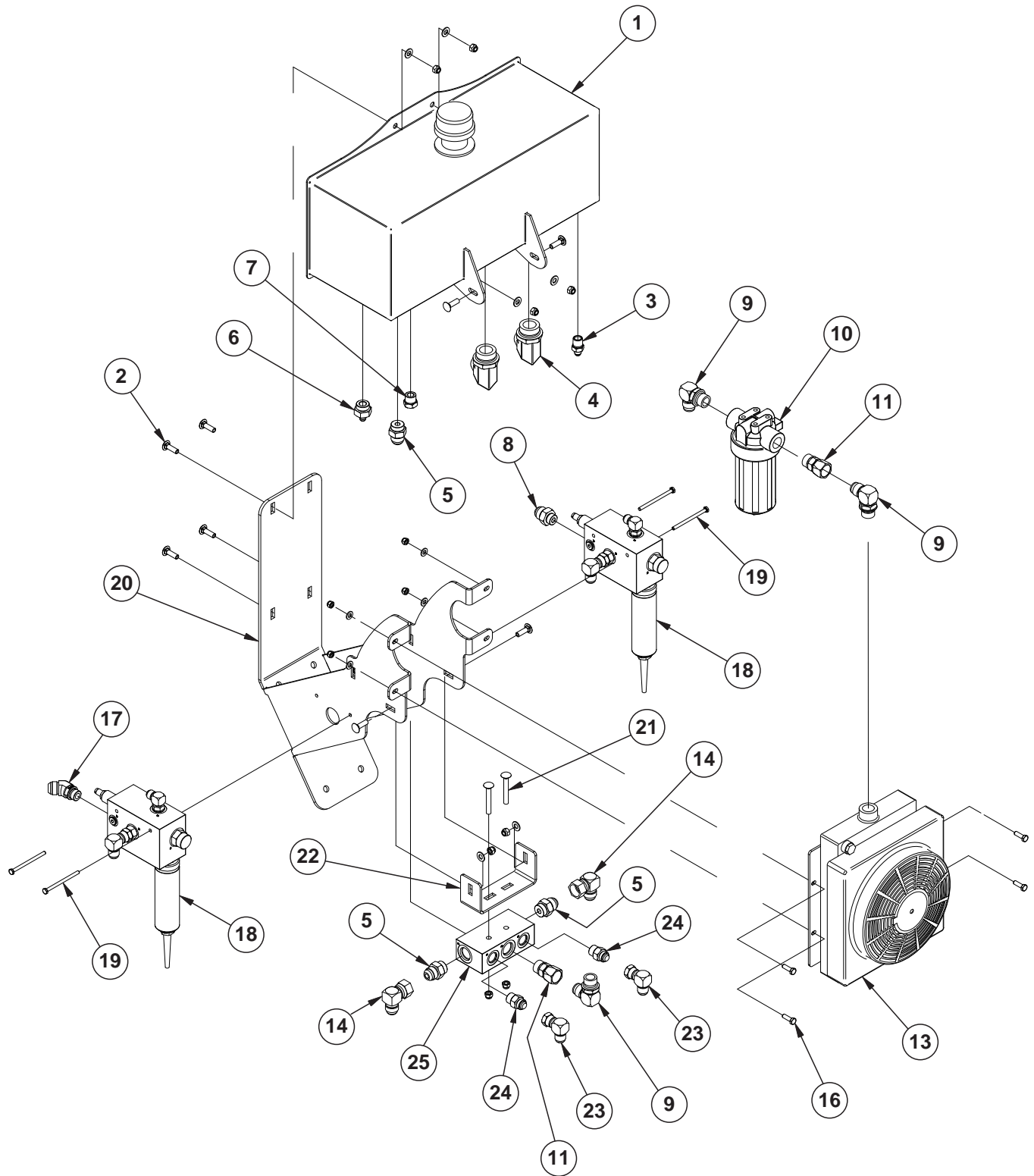
* Hydraulic hose is not stocked by Kinze Repair Parts, but can be made available on a special order basis. Call for quote.

(IP1169)



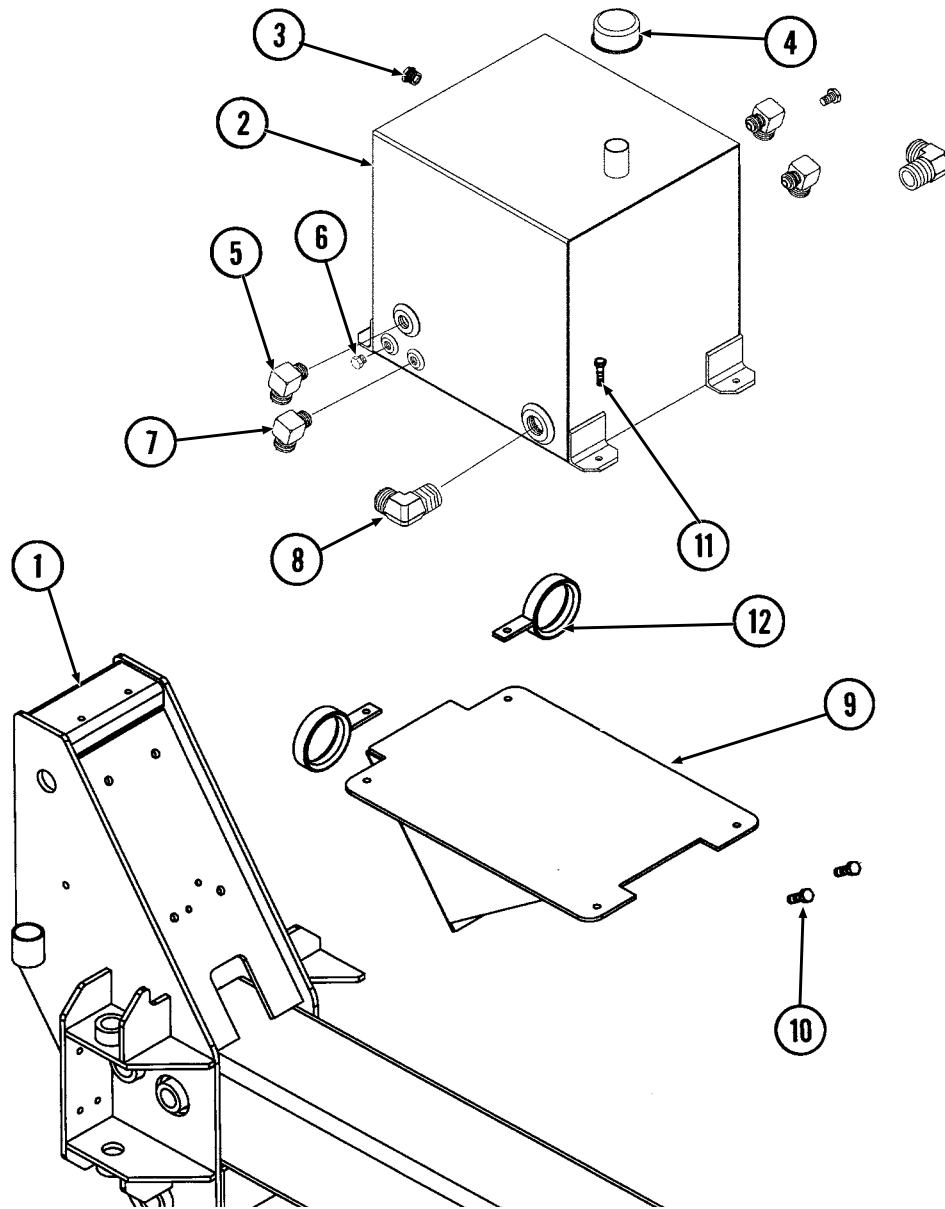
ITEM	PART NO.	QTY.	DESCRIPTION
1	---	-	See "PTO Pump Assembly" on page P71
2	---	-	See "Vacuum Fan Reservoir Assembly, 24 Row 30" and 36 Row 20"" on page P55
3	---	-	See "Vacuum Fan Motor Valve Block Assembly, 24 Row 30" and 36 Row 20"" on page P189
4	---	-	See "Vacuum Fan Motor Valve Block Assembly, 24 Row 30" and 36 Row 20"" on page P189
5	*A11800	2	Hose Assembly, 1¼" x 123"
6	*A11433	-	Hose Assembly, 5/8" x 424"
7	*A11432	-	Hose Assembly, 5/8" x 412"
8	*A12904	-	Hose Assembly, 3/4" x 330"
9	*A12052	-	Hose Assembly, 3/8" x 340"
10	*A3381	2	Hose Assembly, 3/4" x 26"
11	*A3292	1	Hose Assembly, 3/8" x 22"
12	*A11431	2	Hose Assembly, 5/8" x 34"
13	*A12051	2	Hose Assembly, 3/8" x 36"

* Hydraulic hose is not stocked by Kinze Repair Parts, but can be made available on a special order basis. Call for quote.



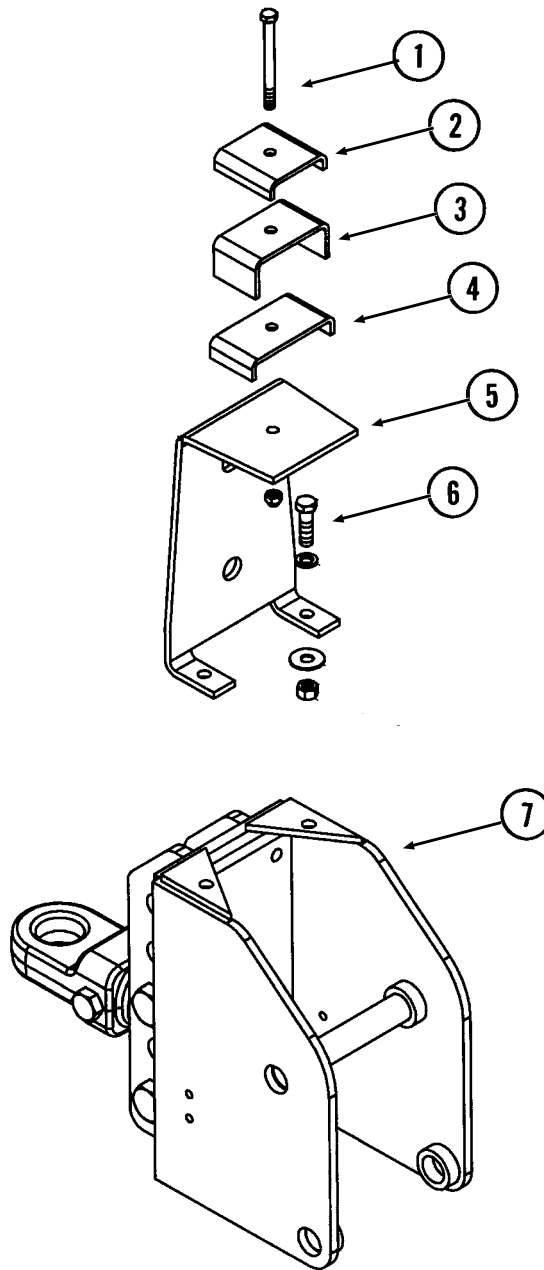
ITEM	PART NO.	QTY.	DESCRIPTION
1	GA12845	1	Tank, 8 Gallon
2	G10599	6	Carriage Bolt, 3/8"-16 x 1 1/4"
	G11387	6	Flat Washer, 3/8" SAE
	G10108	6	Lock Nut, 3/8"-16
3	G2404-06-08	1	Male Adapter, 9/16"-18 JIC x 1/2" NPT
4	G6801-20	2	Elbow W/O-Ring, 90°, 1 5/8"-12 Male JIC To O-Ring
5	G6400-12	3	Connector, W/O-Ring, 1 1/16"-12 Male JIC To O-Ring
	GR1467	-	O-Ring
6	G6400-06-12	1	Connector, W/O-Ring, 9/16"-18 Male JIC To O-Ring
7	G6408-10	1	Plug W/O-Ring, 7/8"-14 O-Ring
	GR1466	-	O-Ring
8	G6400-12-10	1	Connector W/O-Ring, 1 1/16"-12 JIC To 7/8"-14 O-Ring
9	G6801-12	3	Elbow W/O-Ring, 90°, 1 1/16"-12 Male JIC To O-Ring
	GR1467	-	O-Ring
10	GA17114	1	Filter Assembly
	GA18857	-	Filter Element
11	G6402-12-12	2	Connector, 1 1/16"-12 Female JIC
12	---	-	---
13	GA17113	1	Fan and Cooler
	GR2180	-	Fan Shroud
	GR2181	-	9" Fan Assembly
	GA17115	1	Tempature Sensor
14	G6500-12	2	Swivel Elbow, 90°, 1 1/16"-12 Male JIC To Female
16	G10019	4	Hex Head Cap Screw, 5/16"-18 x 1"
	G11386	4	Flat Washer, 5/16" SAE
	G10109	4	Lock Nut, 5/16"-18
17	G6802-12-10	1	Elbow W/O-Ring, 45°, 1 1/16" Male JIC to 7/8"-14 O-Ring
18	---	2	See "Vacuum Fan Motor Valve Block Assembly, 24 Row 20" and 24 Row 22" on page P187
19	G11135	4	Hex Head Cap Screw, 1/4"-20 X 3 3/4"
	G11385	4	Flat Washer, 1/4" SAE
	G10110	4	Lock Nut, 1/4"-20, Grade B
20	GA17448	1	Tank/Cooler Mount
	G10599	2	Carriage Bolt, 3/8"-16 x 1 1/4"
	G11387	2	Flat Washer, 3/8" SAE
	G10108	2	Lock Nut, 3/8"-16
21	G10898	2	Carriage Bolt, 3/8"-16 x 2 3/4"
	G10108	2	Lock Nut, 3/8"-16
22	GD24885	1	Hydraulic Block Mount
23	G6500-10	2	Swivel Elbow, 90°, 7/8"-14 Male JIC To Female
24	G6400-10	2	Connector W/O-Ring, 7/8"-14 Male JIC To O-Ring
	GR1466	-	O-Ring
25	GD24884	1	Hydraulic Block

(FF105a)



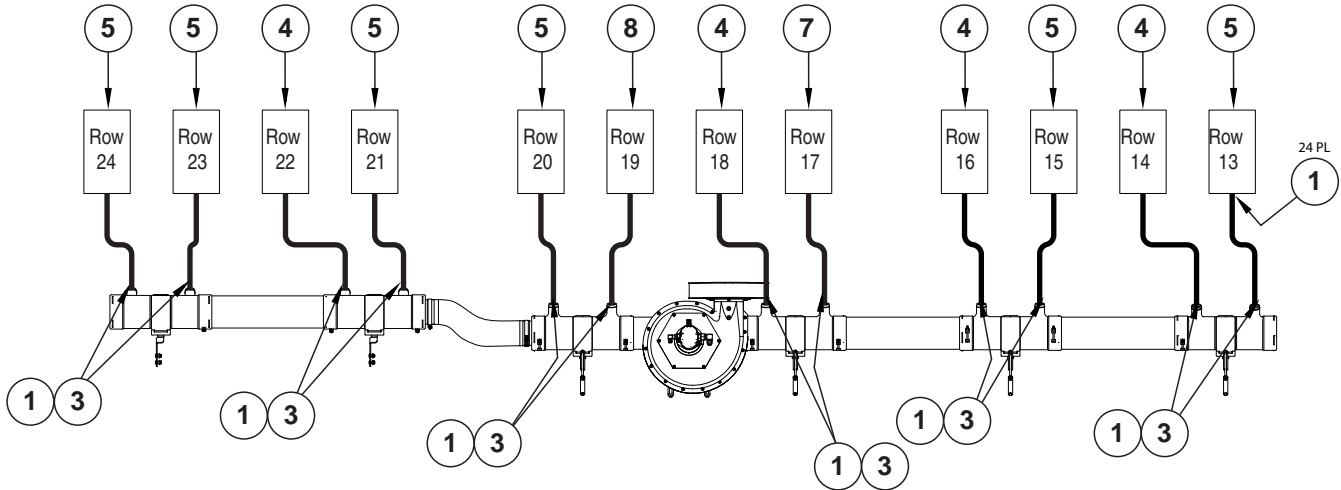

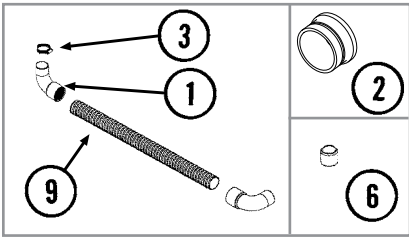
ITEM	PART NO.	QTY.	DESCRIPTION
1	---	-	See "Front Hitch Assembly (Rear Section)" on page P113
2	GA13696	1	Reservoir
3	GD17091	1	Liquid Level Sight
4	GR1834	1	Breather
5	G2501-12-16	2	Elbow, 90°, 1 1/16"-12 Male JIC To 1" NPT
6	G5406-08P	2	Plug, 1/2" NPT Hex Head
7	G2501-06-08	2	Elbow, 90°, 9/16"-18 Male JIC To 1/2" NPT
8	G2501-20-16	2	Elbow, 90°, 1 5/8"-12 Male JIC To 1" NPT
9	GA11695	1	Mount
10	G10017	4	Hex Head Cap Screw, 1/2"-13 x 1 1/2"
	G10111	4	Lock Nut, 1/2"-13
11	G10003	6	Hex Head Cap Screw, 3/8"-16 x 1 1/2"
	G10108	6	Lock Nut, 3/8"-16
12	GA11697	2	Hose Guide

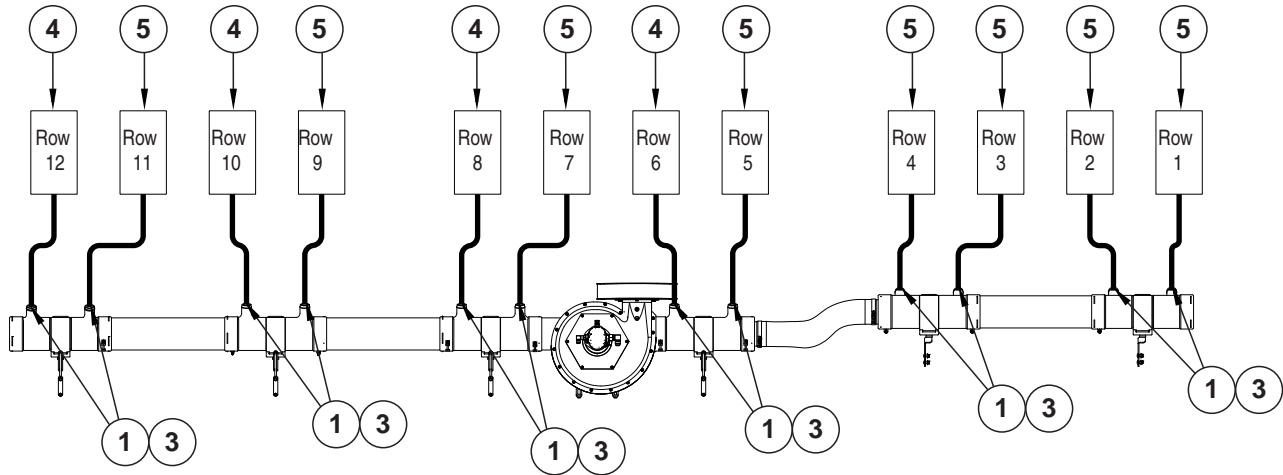
(FF105c)



ITEM	PART NO.	QTY.	DESCRIPTION
1	G10980	1	Hex Head Cap Screw, 1/2"-13 x 5 1/2"
	G10111	1	Lock Nut, 1/2"-13
2	GD0740	1	Hose Clamp, 3/4" x 4" x 3 1/2"
3	GD17024	1	Hose Clamp, 2" x 3" x 4 3/4"
4	GD8188	1	Hose Clamp, 7/8" x 3" x 5 3/8"
5	GD16922	1	Support
6	G10006	2	Hex Head Cap Screw, 5/8"-11 x 2 1/4"
	G10230	2	Lock Washer, 5/8"
	G11391	2	Flat Washer, 5/8" SAE
	G10104	2	Hex Nut, 5/8"-11
7	---	-	See "Front Hitch Assembly/Safety Chain" on page P107

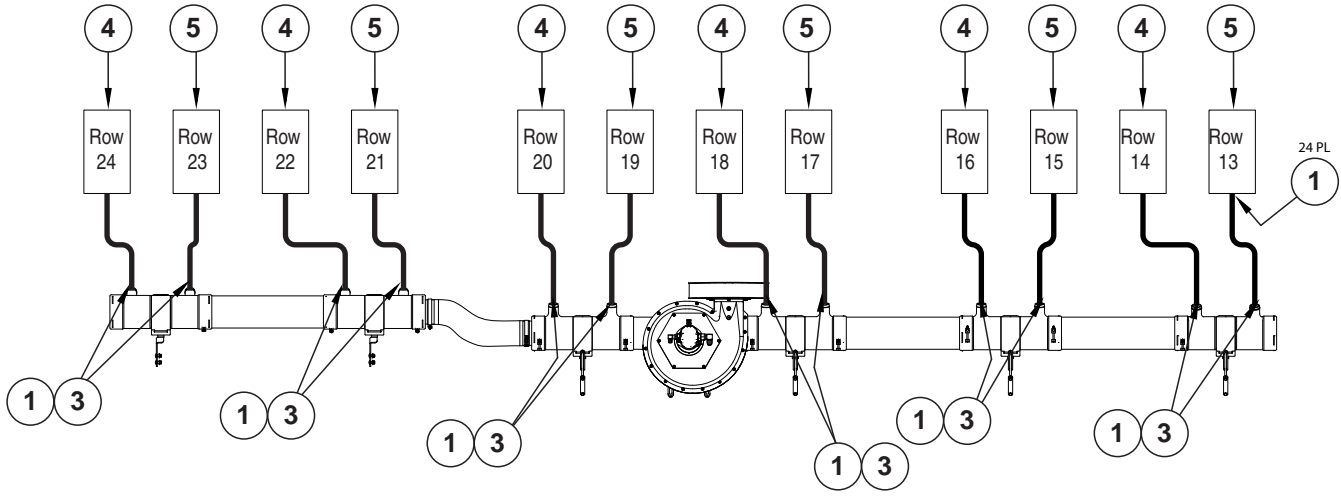
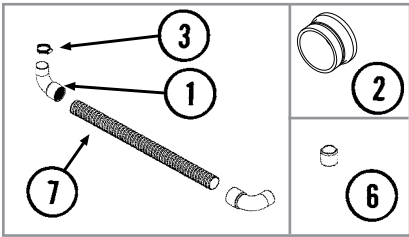
(IP1425)

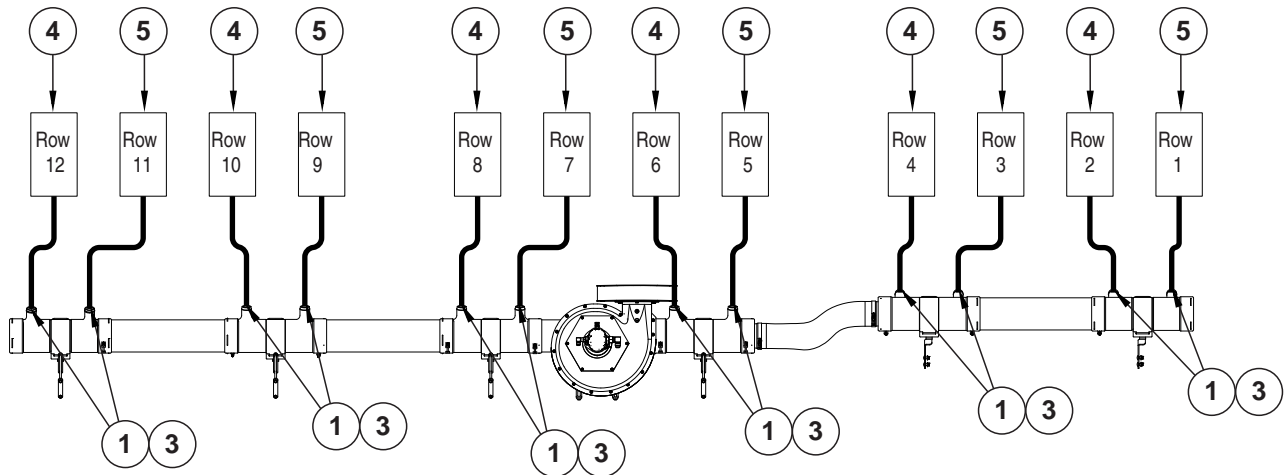




ITEM	PART NO.	QTY.	DESCRIPTION
1	GD14626	40	Elbow, 90°, 2"
2	GD17052	-	Vacuum Plug
3	G10676	24	Hose Clamp, No. 36, Stainless Steel
4	GD15792-02	16	Hose, 2" x 23"
5	GD15792-19	8	Hose, 2" x 26"
6	G11147	-	Cap, 2"
7	GD15792-20	1	Hose, 2" x 32"
8	GD15792-23	1	Hose, 2" x 34"
9	---	-	See items 4 and 5
10	GD15792-18	-	Vacuum Hose, 2" x 50'

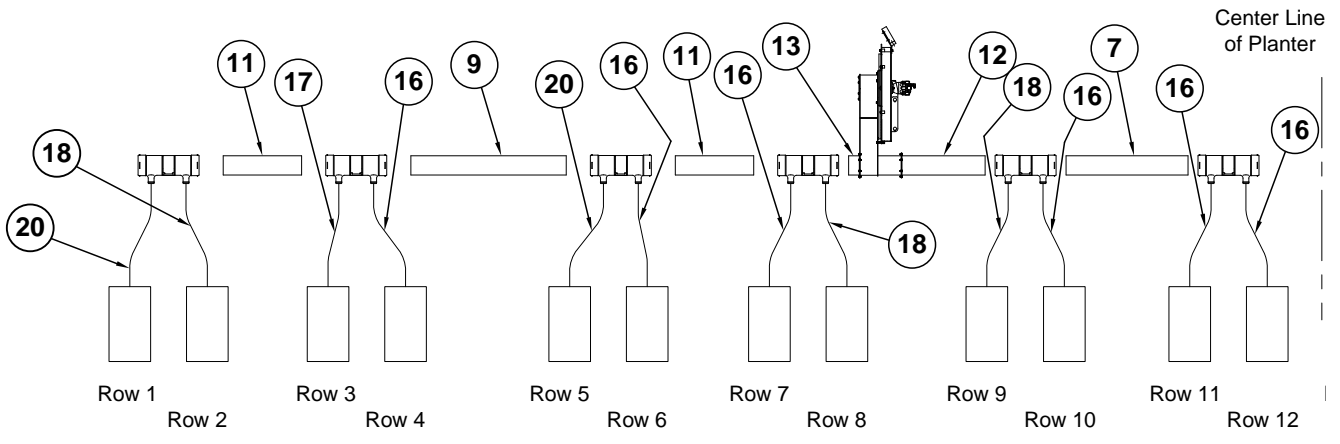

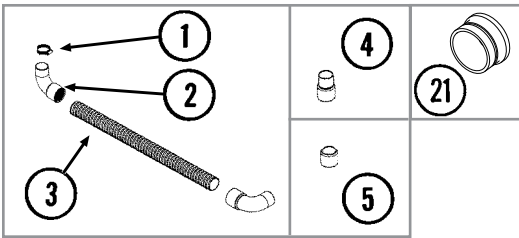
(IP1425)

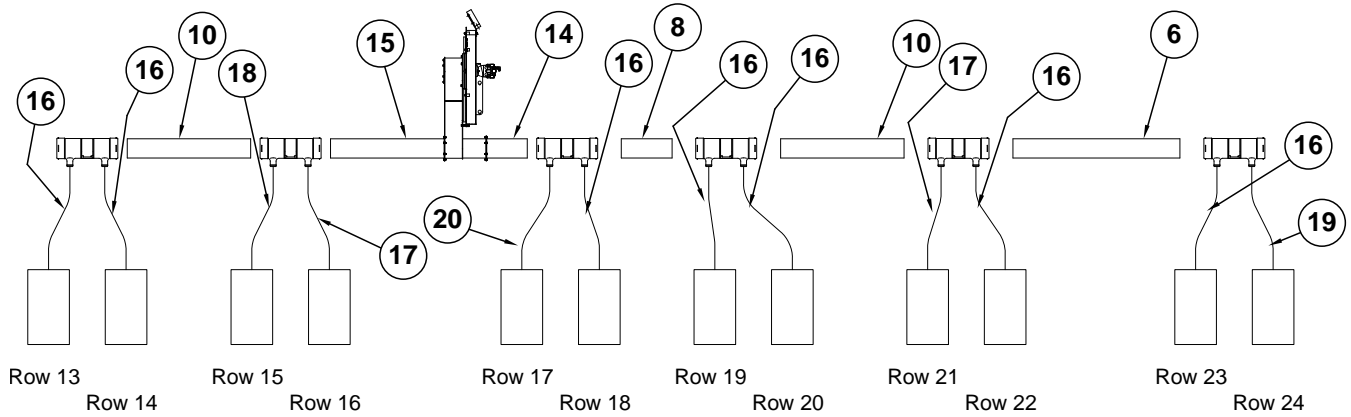




ITEM	PART NO.	QTY.	DESCRIPTION
1	GD14626	40	Elbow, 90°, 2"
2	GD17052	-	Vacuum Plug
3	G10676	24	Hose Clamp, No. 36, Stainless Steel
4	GD15792-02	16	Hose, 2" x 23"
5	GD15792-19	8	Hose, 2" x 26"
6	G11147	-	Cap, 2"
7	---	-	See items 4 and 5
8	GD15792-18	-	Vacuum Hose, 2" x 50'

(FF112/IP1161)

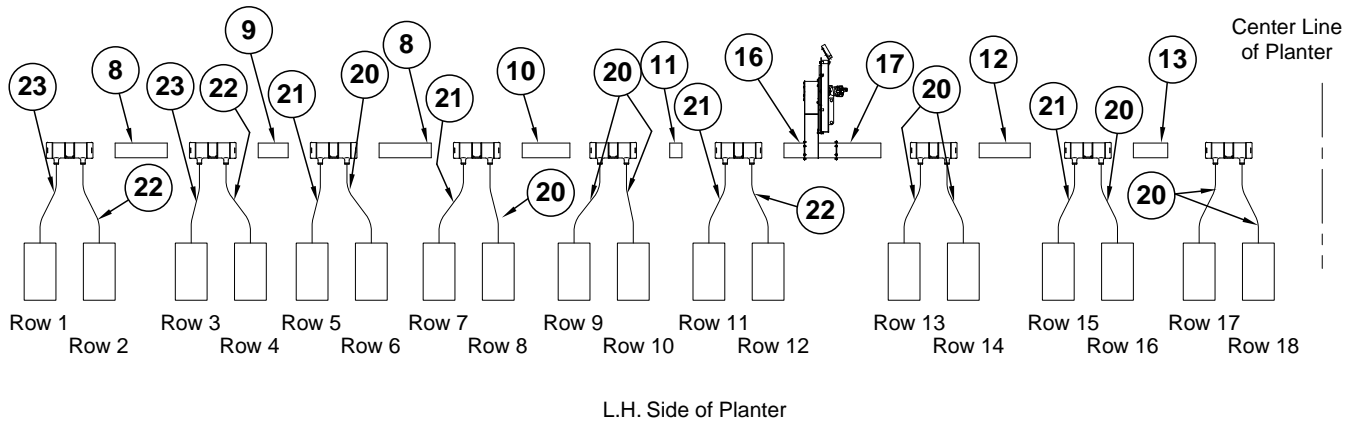

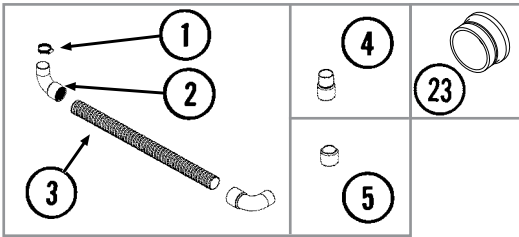


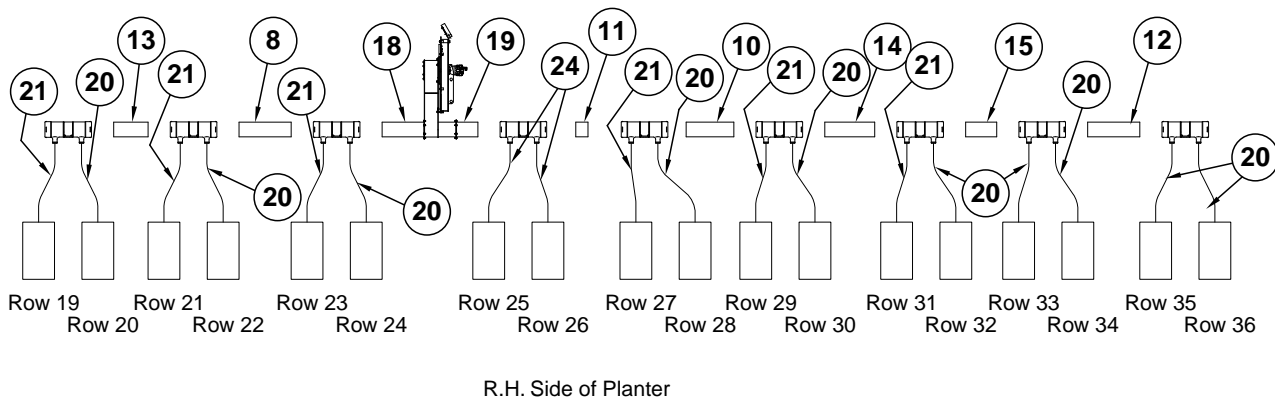


R.H. Side of Planter

ITEM	PART NO.	QTY.	DESCRIPTION
1	G10676	24	Hose Clamp, No. 36, Stainless Steel
2	GD14626	32	Elbow, 90°, 2"
3	---	-	See items 16-19
4	GD14627	16	Coupler, 2"
5	G11147	-	Cap, 2"
6	GD15856-37	1	Pipe, 6" x 57½"
7	GD15856-07	1	Pipe, 6" x 42"
8	GD15856-05	1	Pipe, 6" x 17½"
9	GD15856-18	1	Pipe, 6" x 53½"
10	GD15856-32	2	Pipe, 6" x 42½"
11	GD15856-26	2	Pipe, 6" x 27"
12	GA13194	1	Manifold Flange, 29"
13	GA13195	1	Manifold Flange, 4"
14	GA13192	1	Manifold Flange, 14"
15	GA13193	1	Manifold Flange, 39¼"
16	GD15792-20	13	Hose, 2" x 32"
17	GD15792-23	3	Hose, 2" x 34"
18	GD15792-04	4	Hose, 2" x 36"
19	GD15792-24	1	Hose, 2" x 40"
20	GD15792-14	3	Hose, 2" x 46"
21	GD17052	-	Vacuum Plug
22	GD15792-18	-	Vacuum Hose, 2" x 50'

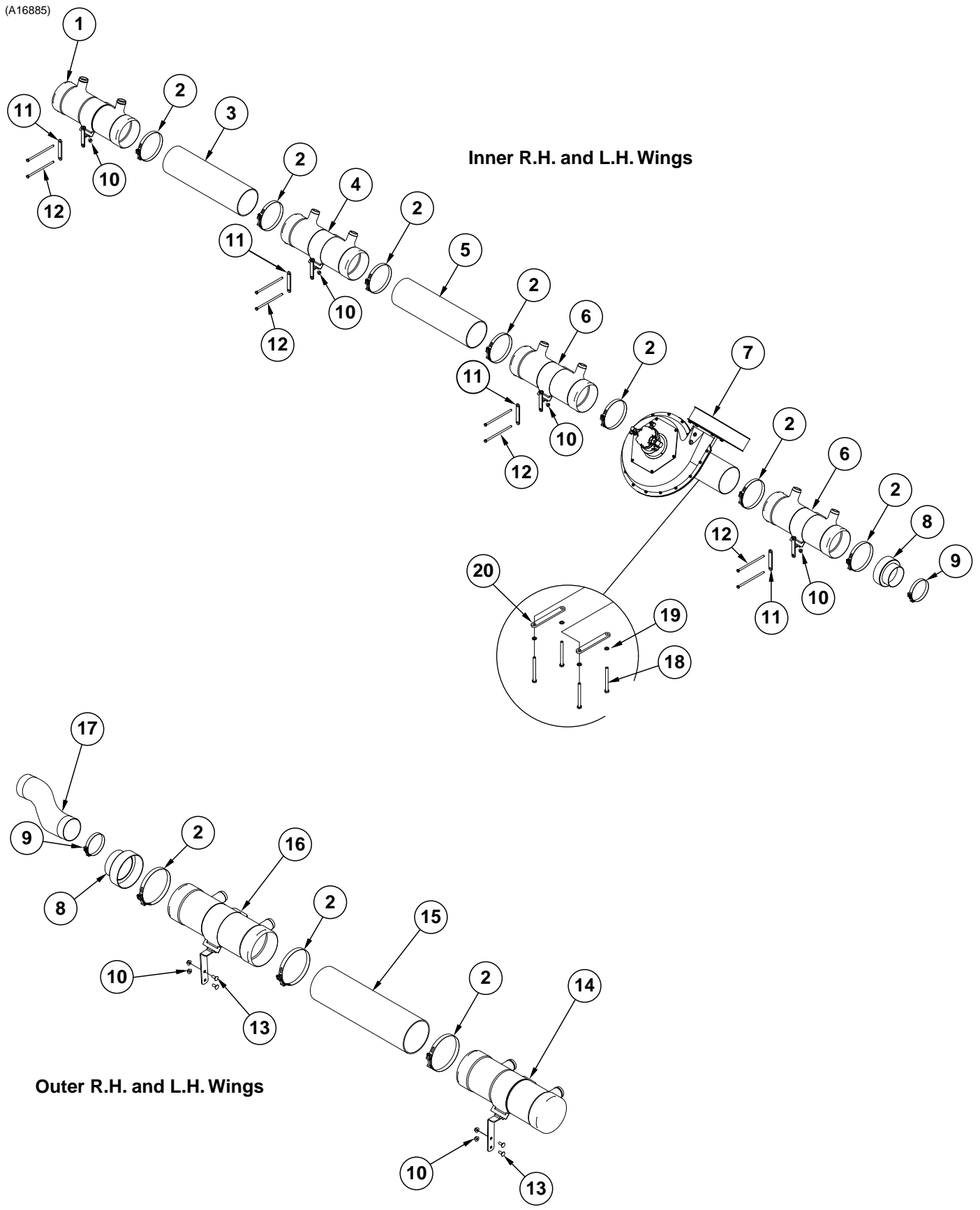
(FF112/IP1162)





ITEM	PART NO.	QTY.	DESCRIPTION
1	G10676	24	Hose Clamp, No. 36, Stainless Steel
2	GD14626	32	Elbow, 90°, 2"
3	---	-	See items 18-22
4	GD14627	16	Coupler, 2"
5	G11147	-	Cap, 2"
6	GD15856-23	3	Hose, 2" x 34"
7	GD15856-14	1	Hose, 2" x 46"
8	GD15856-21	2	Pipe, 6" x 21½"
9	GD15856-22	2	Hose, 2" x 58"
10	GD15856-15	2	Pipe, 6" x 23"
11	GD15856-24	2	Pipe, 6" x 15½"
12	GD15856-20	1	Pipe, 6" x 22¼"
13	GD15856-01	1	Pipe, 6" x 14"
14	GA12100	1	Manifold Flange, 9¼"
15	GA12101	1	Manifold Flange, 20"
16	GA11999	1	Manifold Flange, 19"
17	GA11998	1	Manifold Flange, 9¾"
18	GD15792-20	19	Hose, 2" x 32"
19	GD15792-23	10	Hose, 2" x 34"
20	GD15792-04	3	Hose, 2" x 36"
21	GD15792-24	2	Hose, 2" x 40"
22	GD15792-14	2	Hose, 2" x 46"
23	GD17052	-	Vacuum Plug
24	GD15792-18	-	Vacuum Hose, 2" x 50'

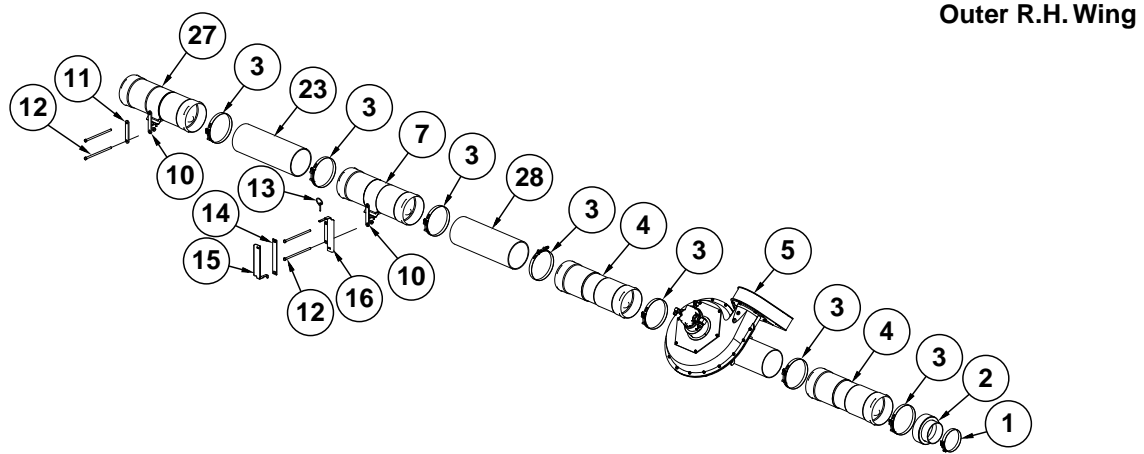
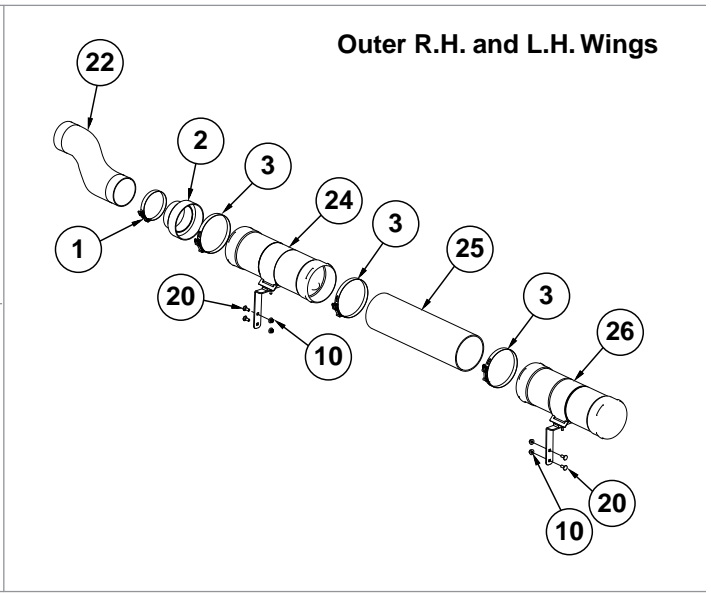
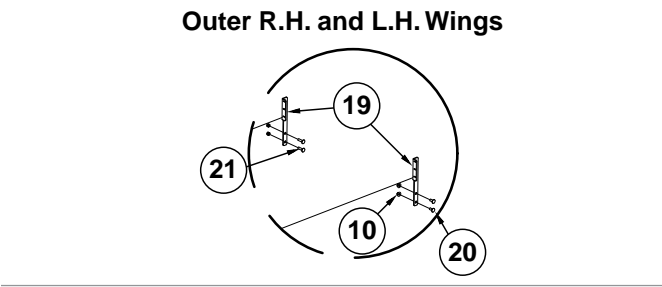
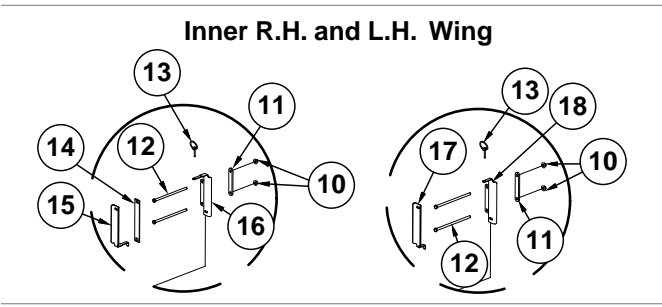
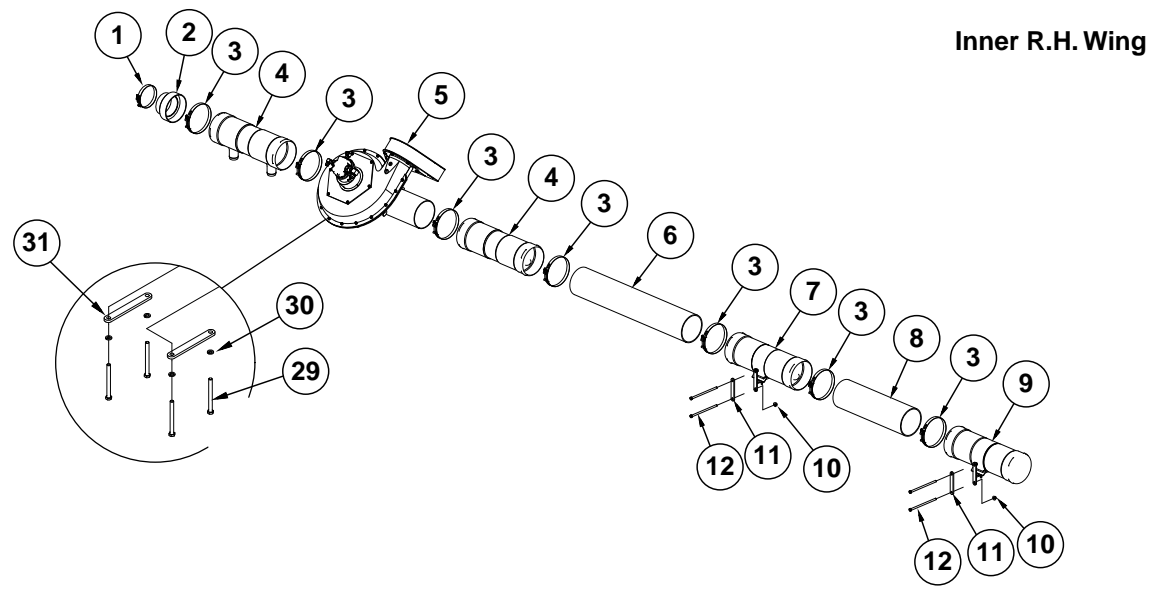
(A16885)



Vacuum Fan Manifolds, 24 Row 20"/24 Row 22" (EdgeVac/Conventional)

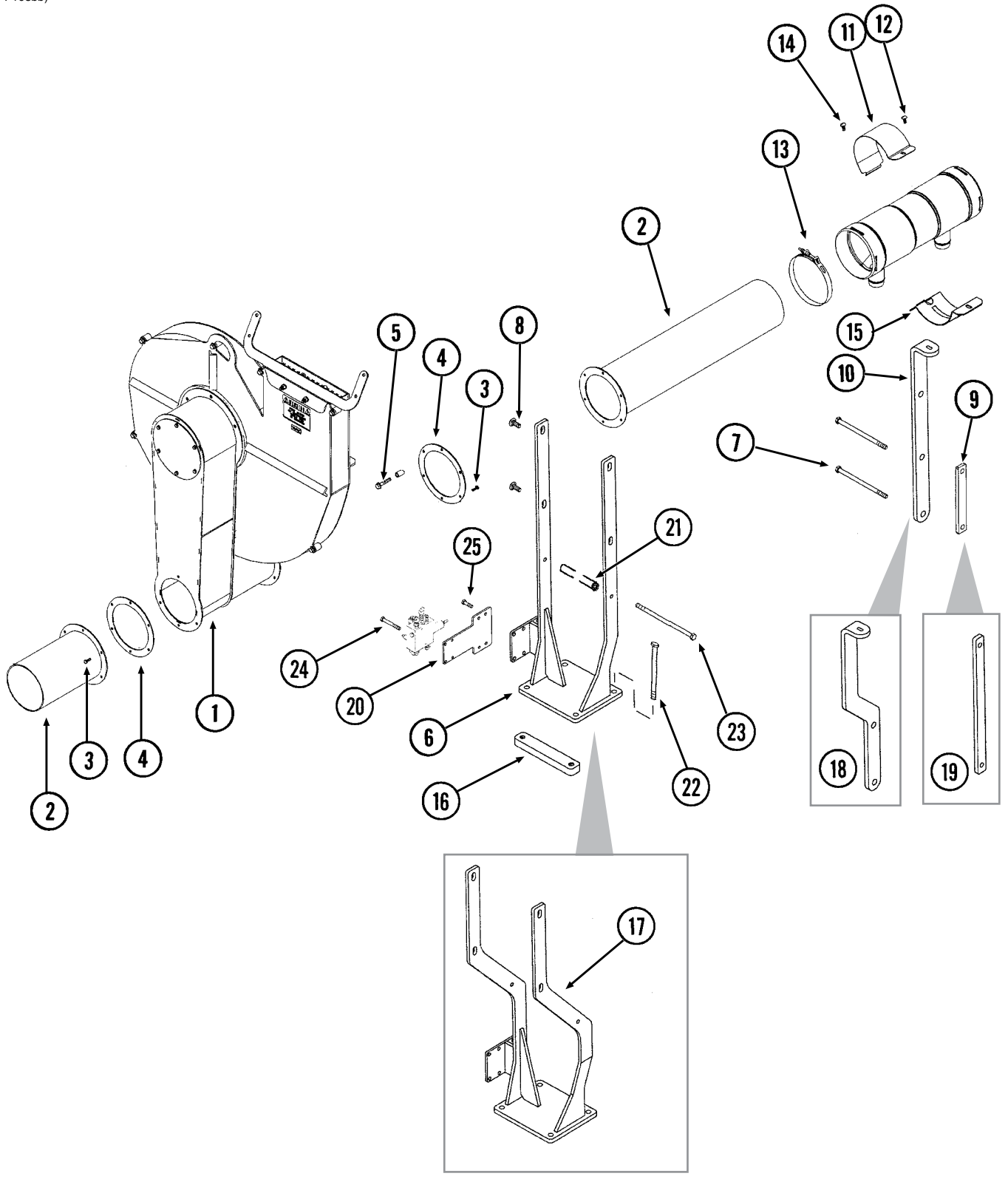
ITEM	PART NO.	QTY.	DESCRIPTION
1	GA17801 GA17802	-	L.H. Inner Manifold End R.H. Inner Manifold End
2	G11145		T-Bolt Clamp, 7"
3	GD15856-21 GD15856-41 GD15856-35 GD15856-16	1 1 1 1	Pipe, 6" x 21½", 24 Row 20" (R.H. Only) Pipe, 6" x 18½", 24 Row 20" (L.H. Only) Pipe, 6" x 30", 24 Row 22" (R.H. Only) Pipe, 6" x 27½", 24 Row 22" (L.H. Only)
4	GD15799 GA16705 GA11164 GD15854 G10338 G10133 G10620	1 1 1 1 1 1 2	Manifold, 21" (Open Both Ends) Manifold Bracket Mount Clamp Carriage Bolt, 5/16"-18 x 1¼" Hex Head Cap Screw, 5/16"-18 x 1½" Serrated Flange Nut, 5/16"-18
5	GD15856-28 GD15856-41 GD15856-38 GD15856-23		Pipe, 6" x 35½", 24 Row 20" (R.H. Only) Pipe, 6" x 18½", 24 Row 20" (L.H. Only) Pipe, 6" x 26½", 24 Row 22" (R.H. Only) Pipe, 6" x 23½", 24 Row 22" (L.H. Only)
6	GD15799		Manifold, 21" (Open Both Ends)
7	---	-	See "Vacuum Fan System, 24 Row 20" and 24 Row 22"" on page P44
8	GA16818		Outlet End, 5" Diameter
9	G11188		T-Bolt Clamp, 5¼"
10	G11091		Serrated Flange Nut, 3/8"-16
11	GD23768		Bracket Mount
12	G10686		Hex Head Cap Screw, 3/8"-16 x 8"
13	G10305		Carriage Bolt, 3/8"-16 x 1"
14	GA17804 GA17803		R.H. Outer Manifold End L.H. Outer Manifold End
15	GD15856-01 GD15856-15 GD15856-26 GD15856-38	1 1 1 1	Pipe, 6" x 14", 24 Row 20" (R.H. Only) Pipe, 6" x 23", 24 Row 20" (L.H. Only) Pipe, 6" x 27", 24 Row 22" (R.H. Only) Pipe, 6" x 26 ½", 24 Row 22" (L.H. Only)
16	GD15799 GA11164 GD24305 GD15854 G10338 G10133 G10620	1 1 1 1 1 1 2	Manifold, 21" (Open Both Ends) Mount Extended Manifold Bracket Clamp Carriage Bolt, 5/16"-18 x 1¼" Hex Head Cap Screw, 5/16"-18 x 1½" Serrated Flange Nut, 5/16"-18
17	GD15867-14 GD15867-12		Hose, 5" x 25" Hose, 5" x 18"
18	G10348		Hex Head Cap Screw, ½"-13 x 5"
19	G10228		Lock Washer, ½"
20	GD24088		Clamp Bar

(A16686)



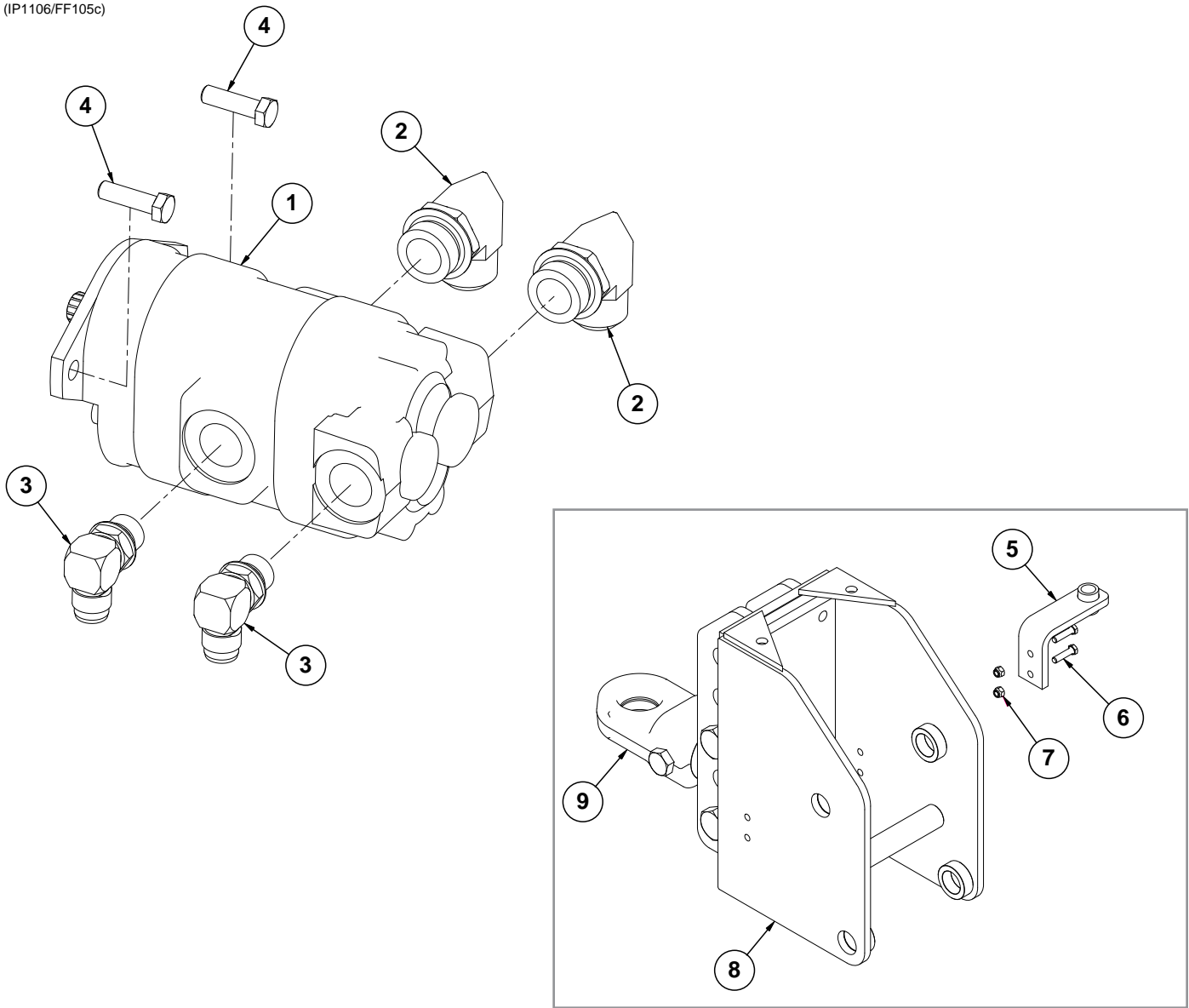
ITEM	PART NO.	QTY.	DESCRIPTION
1	G11188	-	T-Bolt Clamp, 5¼"
2	GA16818	4	Outlet End, 5" Diameter
3	G11145	-	T-Bolt Clamp, 7"
4	GD15799	4	Manifold, 21" (Open Both Ends)
5	---	-	See "Vacuum Fan System, 24 Row 20" and 24 Row 22" " on page P44
6	GD15856-28	1	Pipe, 6" x 35½"
7	GA16705	1	Manifold Bracket
	GA11164	1	Mount
	GD15854	1	Clamp
	GD15799	1	Manifold, 21" (Open Both Ends)
	G10338	1	Carriage Bolt, ⅝"-18 x 1¼"
	G10133	1	Hex Head Cap Screw, ⅝"-18 x 1½"
	G10620	2	Serrated Flange Nut, ⅝"-18
8	GD15856-21	1	Pipe, 6" x 21½", 24 Row 20"
	GD15856-35	1	
9	GA17802	1	R.H. Inner Manifold End
10	G11091	-	Serrated Flange Nut, ⅜"-16
11	GD23768	5	Bracket Mount
12	G10686	-	Hex Head Cap Screw, ⅜"-16 x 8"
13	GD5625	3	Lynch Pin, ⅜"
14	GD24299	2	Separator Plate
15	GD26145	2	Short Double Wide Hose Holder Mount
16	GD26147	2	Double Wide Base Holder
17	GD20595	1	Hose Holder Short Mount
18	GD24297	1	Holder Base
19	GD20114	2	Seed Hose Support Bracket
20	G10305	-	Carriage Bolt, ⅜"-16 x 1"
21	G10301	-	Carriage Bolt, ⅜"-16 x 1½"
22	GD15867-14	1	Hose, 5" x 25"
	GD15867-12	1	Hose, 5" x 18"
23	GD15856-41	2	Pipe, 6" x 18½", 24 Row 20"
	GD15856-16	1	Pipe, 6" x 27½", 24 Row 22"
24	GA11164	1	Mount
	GD24305	1	Extended Manifold Bracket
	GD15854	1	Clamp
	GD15799	1	Manifold, 21" (Open Both Ends)
	G10338	1	Carriage Bolt, ⅝"-18 x 1¼"
	G10133	1	Hex Head Cap Screw, ⅝"-18 x 1½"
	G10620	2	Serrated Flange Nut, ⅝"-18
25	GD15856-01	1	Pipe, 6" x 14", 24 Row 20" (R.H. Only)
	GD15856-15	1	Pipe, 6" x 23", 24 Row 20" (L.H. Only)
	GD15856-26	1	Pipe, 6" x 27", 24 Row 22" (R.H. Only)
	GD15856-38	1	Pipe, 6" x 26½", 24 Row 22" (L.H. Only)
26	GA17804	1	R.H. Outer Manifold End
	GA17803	1	L.H. Outer Manifold End
27	GA17801	1	L.H. Inner Manifold End
28	GD15856-41	1	Pipe, 6" x 18½", 24 Row 20"
	GD15856-23	1	Pipe, 6" x 23½", 24 Row 22"
29	G10348	-	Hex Head Cap Screw, ½"-13 x 5"
30	G10228	-	Lock Washer, ½"
31	GD24088	-	Clamp Bar

(FF108bb)



ITEM	PART NO.	QTY.	DESCRIPTION
1	---	-	See "Vacuum Fan Assembly, 24 Row 30" and 36 Row 20" on page P47
2	---	-	See "Manifolds and Distribution Hoses, 24 Row 30" on page P61 See "Manifolds and Distribution Hoses, 36 Row 20" on page P63
3	G10023	-	Hex Head Cap Screw, 1/4"-20 x 3/4"
	G10110	-	Lock Nut, 1/4"-20, Grade B
4	GD16842	2	Manifold Gasket, 1/8" x 8 3/8" (6 5/8" I.D.)
5	G11199	1	Whiz Lock Bolt, 3/8"-16 x 2"
	GD8893-07	1	Sleeve, 1" Long
6	GA13181	1	Support
7	G10341	-	Hex Head Cap Screw, 5/8"-11 x 8"
	G10152	-	Hex Head Cap Screw, 5/8"-11 x 9"
8	G10574	4	Carriage Bolt, 1/2"-13 x 1 1/4"
	G10071	4	Serrated Flange Nut, 1/2"-13
9	GD18628	-	Tap Plate, Short
10	GD18626	-	Support
11	GD15854	1	Clamp
12	G10338	-	Carriage Bolt, 5/16"-18 x 1 1/4"
	G10620	-	Serrated Flange Nut, 5/16"-18
13	G11145	-	T-Bolt Clamp, 7"
14	G10133	-	Hex Head Cap Screw, 5/16"-18 x 1 1/2"
	G10232	-	Lock Washer, 5/16"
	G10106	-	Hex Nut, 5/16"-18
15	GA11164	-	Mount
16	GD18624	-	Tap Block
17	GA13203	-	Offset Support
18	GD18625	-	Offset Support
19	GD18627	-	Tap Block, Long
20	GD18622	-	Block Support Plate
21	GD8893-10	-	Sleeve, 9 13/16" Long
22	G10980	-	Hex Head Cap Screw, 1/2"-13 x 5 1/2"
	GD18623	-	Cap Screw, 1/2"-13 x 17"
23	G11257	-	Hex Head Cap Screw, 3/8"-16 x 11 1/2"
	G10108	-	Lock Nut, 3/8"-16
24	G10063	-	Hex Head Cap Screw, 3/8"-16 x 4"
	G10753	-	Hex Head Cap Screw, 3/8"-16 x 4 1/2"
	G10229	-	Lock Washer, 3/8"
	G10101	-	Hex Nut, 3/8"-16
25	G10001	-	Hex Head Cap Screw, 3/8"-16 x 1"
	G10108	-	Lock Nut, 3/8"-16

(IP1106/FF105c)

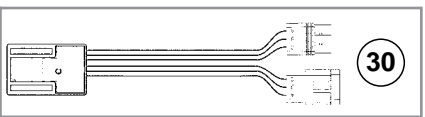
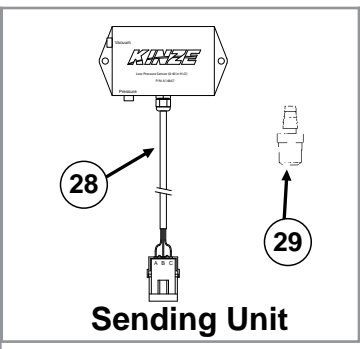
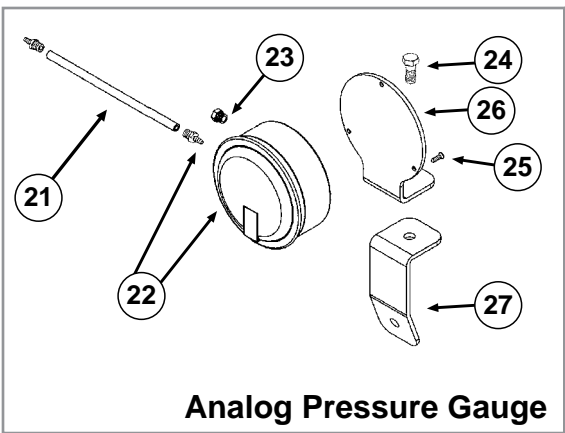
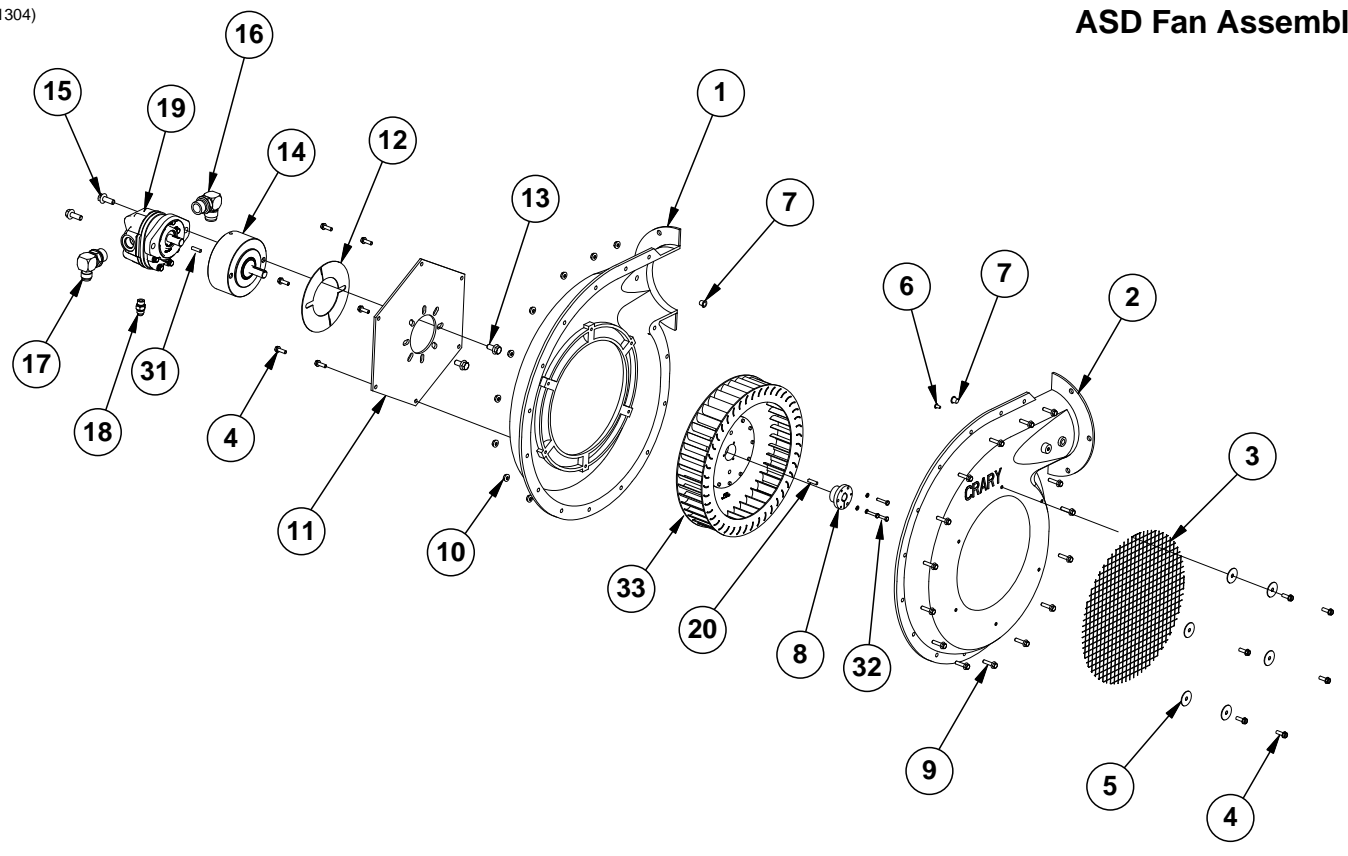


ITEM	PART NO.	QTY.	DESCRIPTION
1	GA13793	1	PTO Pump
2	G6801-20	2	Elbow W/O-Ring, 90°, 1 ⁵ / ₈ "-12 Male JIC To O-Ring
	GR1787	-	O-Ring
3	G6801-12	2	Elbow W/O-Ring, 90°, 1 ¹ / ₁₆ "-12 Male JIC To O-Ring
	GR1467	-	O-Ring
4	G11264	2	Hex Head Cap Screw, 1/2"-13, Grade 8
5	A13917	1	Pump Storage
6	G10003	2	Hex Head Cap Screw, 3/8"-16 x 1 1/2"
7	G10108	2	Lock Nut, 3/8"-16
8	---	-	See "Front Hitch Assembly/Safety Chain" on page P107
9	---	-	See "Front Hitch Assembly/Safety Chain" on page P107
10	GA13793		
A	GR1946	-	Seal Kit

This page left blank intentionally.

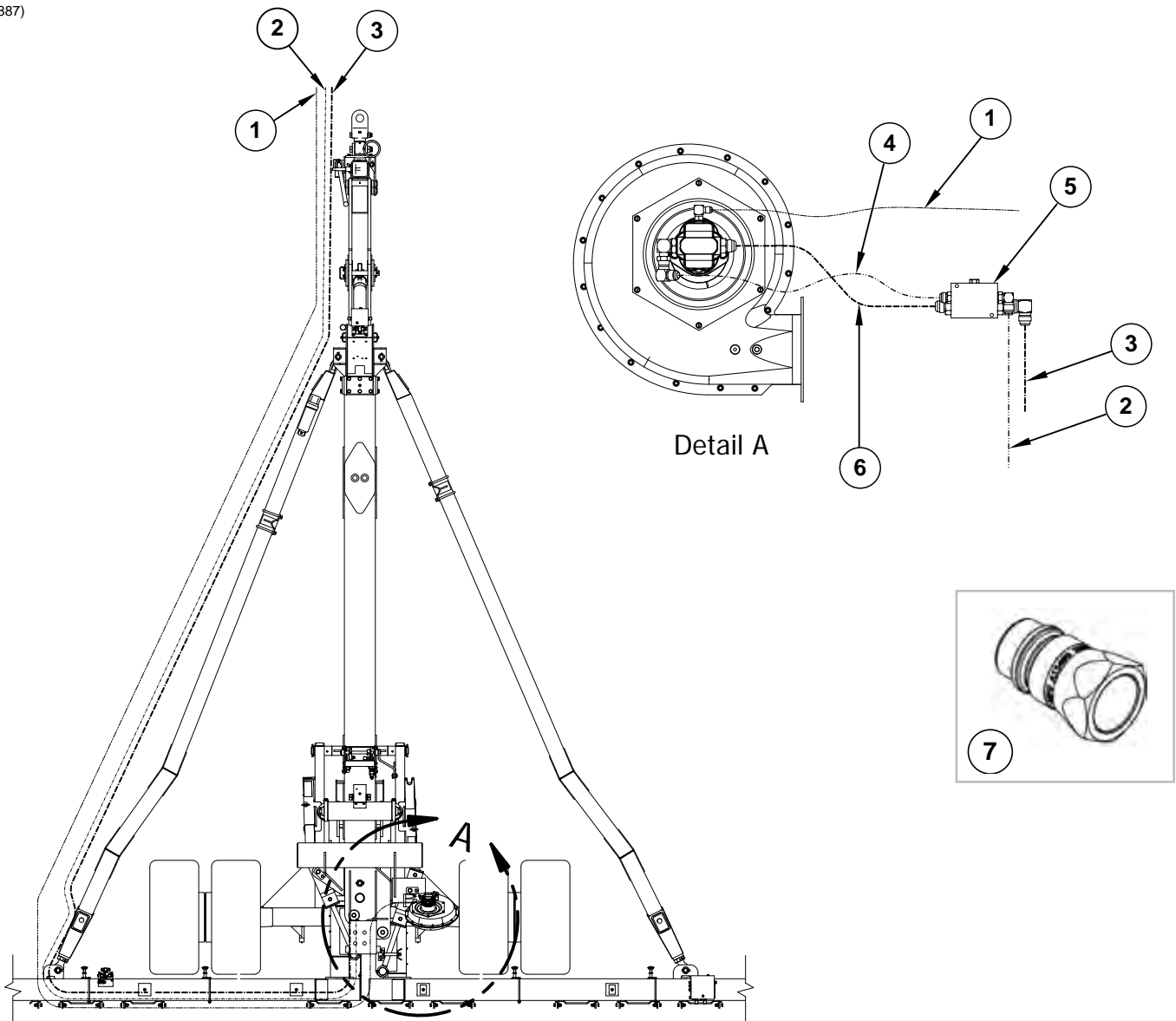
(IP1304)

ASD Fan Assembly



ITEM	PART NO.	QTY.	DESCRIPTION
1	GR1971	1	Flanged Inner Case
2	GR1970	1	Flanged Outer Case
3	GR1967	1	Screen
4	GR1976	12	Hex Flange Self Tapping Screw, 1/4" x 3/4"
5	GR1977	6	Fender Washer, 1/4"
6	GR1978	1	Plastic Plug, 1/4"
7	GR1979	2	Plastic Plug, 7/16"
8	GR1961	1	Bushing, 5/8"
9	G11409	15	Hex Serrated Flanged Cap Screw, 1/4"-20 x 1"
10	G10621	15	Serrated Flange Nut, 1/4"-20
11	GR1969	2	Backing Plate
12	GR1968	2	Cover Plate
13	G11123	2	Hex Serrated Flange Cap Screw, 3/8"-16 x 3/4"
14	GA14575	1	Overhung Load Adapter
15	G11124	2	Hex Serrated Flange Cap Screw, 3/8"-16 x 1"
16	G6801-12	1	Elbow W/O-Ring, 90°, 1 1/16"-12 Male JIC To O-Ring
17	G6801-10-12	1	Elbow W/O-Ring, 90°, 7/8"-14 Male JIC To 1 1/16"-12 O-Ring
18	G6400-06	1	Connector W/O-Ring, 9/16"-18 Male JIC To O-Ring
19	GA14574	1	Hydraulic Motor
20	GD21300	1	Key Stock, 3/16" x 3/4"
21	GD15849-02	1	Clear Plastic Tubing, 5/16" O.D. x 3/16" I.D. x 120"
22	GA10765	1	Analog Vacuum Gauge W/Hose Barb
	GR1777	-	Hose Barb, 1/8" Male NPT To 3/16" Barb
23	GA10799	1	Breather, 1/8" Male NPT
24	G10001	1	Hex Head Cap Screw, 3/8"-16 x 1"
	G10108	1	Lock Nut, 3/8"-16
25	G11215	3	Hex Socket Head Cap Screw, No. 6-32 x 3/8", Grade 8
26	GD15804	1	Mount
27	GD15945	1	Support
28	GA14847	1	Low Pressure Sensor (0-40 IN H ₂ O)
	GD17151-20	-	Tubing, 1/4" x 10'
	GA9964	-	Strain Relief
29	GR1736	1	Hose Barb, 1/8" Male NPT To Barb
30	GA12812	1	Hall Effect Adapter
31	GR2000	1	Hydraulic Motor Key
32	G11518	3	Hex Head Machine Screw, #10-24 x 1"
	G10243	3	Washer, No. 10 SAE
33	GR2109	-	Impeller
A	GR1960	-	ASD Fan Motor Seal Kit
B	GA14573	-	ASD Fan Assembly (Flanged) (Items 1-7 and 9-12)
C	GR2179	-	Motor Seal Kit (Shaft)

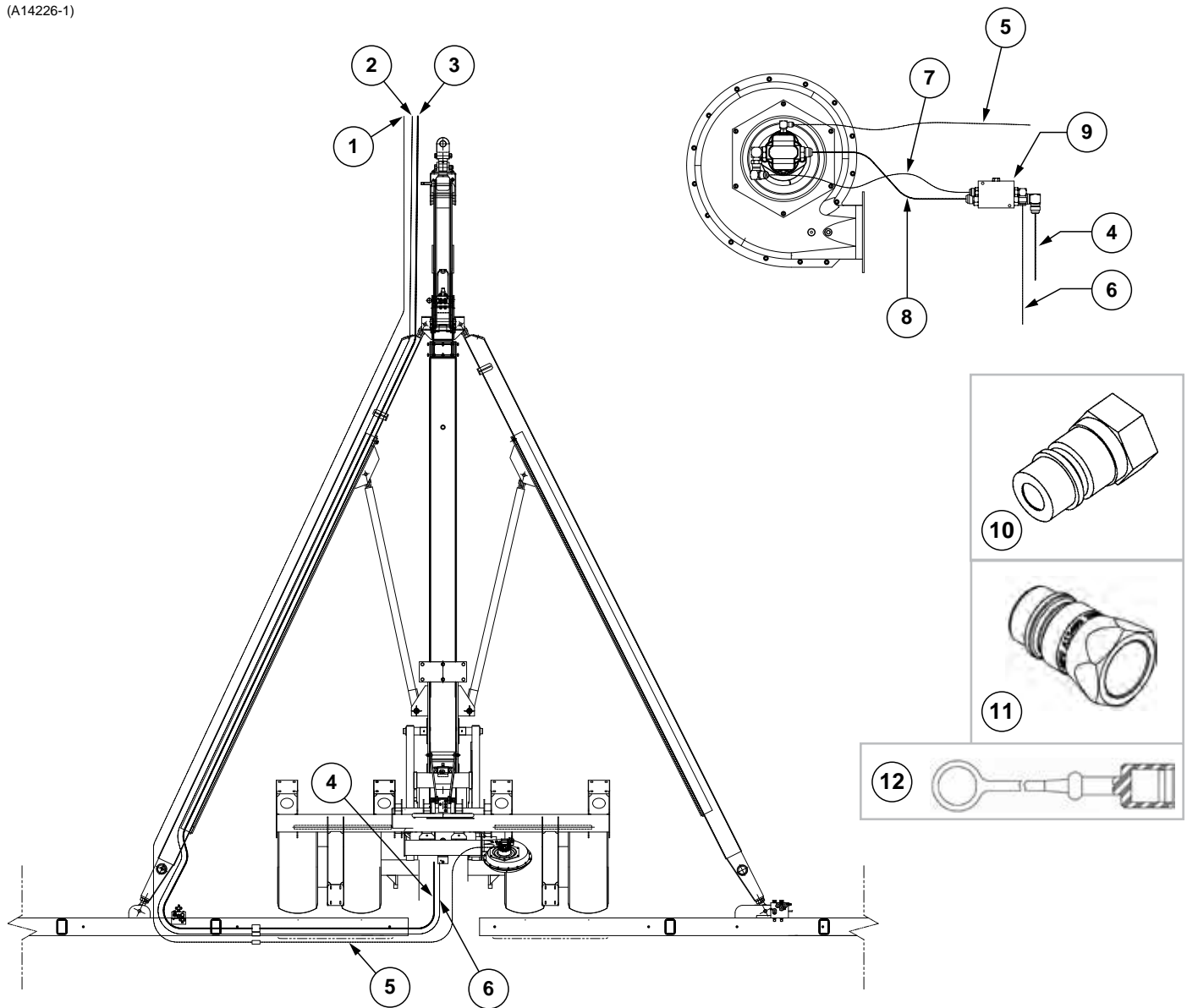
(A17887)



ITEM	PART NO.	QTY.	DESCRIPTION
1	*A15030	1	Hose Assembly, 3/8" x 550" (06F-1/2M)
2	*A18622	1	Hose Assembly W/Tip, 1/2" x 516" (10F-1/2M)
3	*A11474	1	Hose Assembly W/Tip, 5/8" x 516" (12F-1/2M)
4	*A1458	1	Hose Assembly, 1/2" x 34"
5	---	-	See "ASD Fan System" on page P73
6	*A11475	1	Hose Assembly, 5/8" x 34" (12F-12F)
7	GA15499	-	Special Pioneer Coupler, Zero Pressure Return
	GD25522	-	Hydraulic Tip Cover

*Hydraulic hose is not stocked by Kinze Repair Parts, but can be made available on a special order basis. Call for quote.

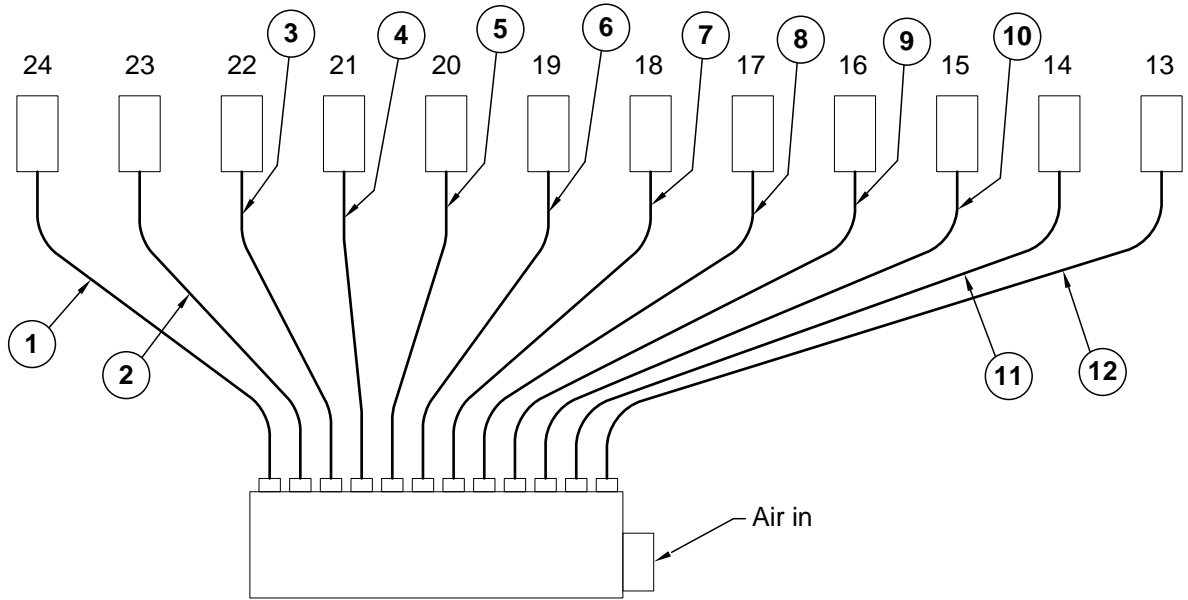
(A14226-1)



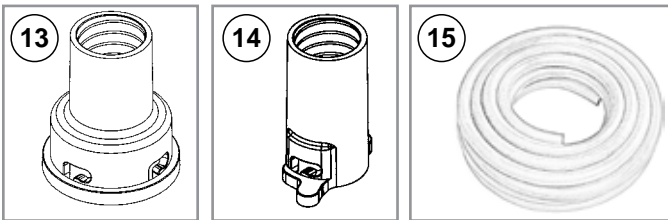
ITEM	PART NO.	QTY.	DESCRIPTION
1	*A15003	1	Hose Assembly, 3/8" x 510"
2	*A8286	1	Hose Assembly, 1/2" x 510"
3	*A12901	1	Hose Assembly, 3/4" x 510"
4	*A3368	1	Hose Assembly, 3/4" x 86"
5	*A15004	1	Hose Assembly, 3/8" x 120"
6	*A8274	1	Hose Assembly, 1/2" x 86"
7	*A1424	1	Hose Assembly, 1/2" x 30"
8	*A3353	1	Hose Assembly, 3/4" x 33"
9	---	-	See "ASD Fan System" on page P73
10	GD4086	-	ISO Coupler
11	GA15499	-	Special Pioneer Coupler, Zero Pressure Return
12	GD25522	-	Hydraulic Tip Cover

*Hydraulic hose is not stocked by Kinze Repair Parts, but can be made available on a special order basis. Call for quote.

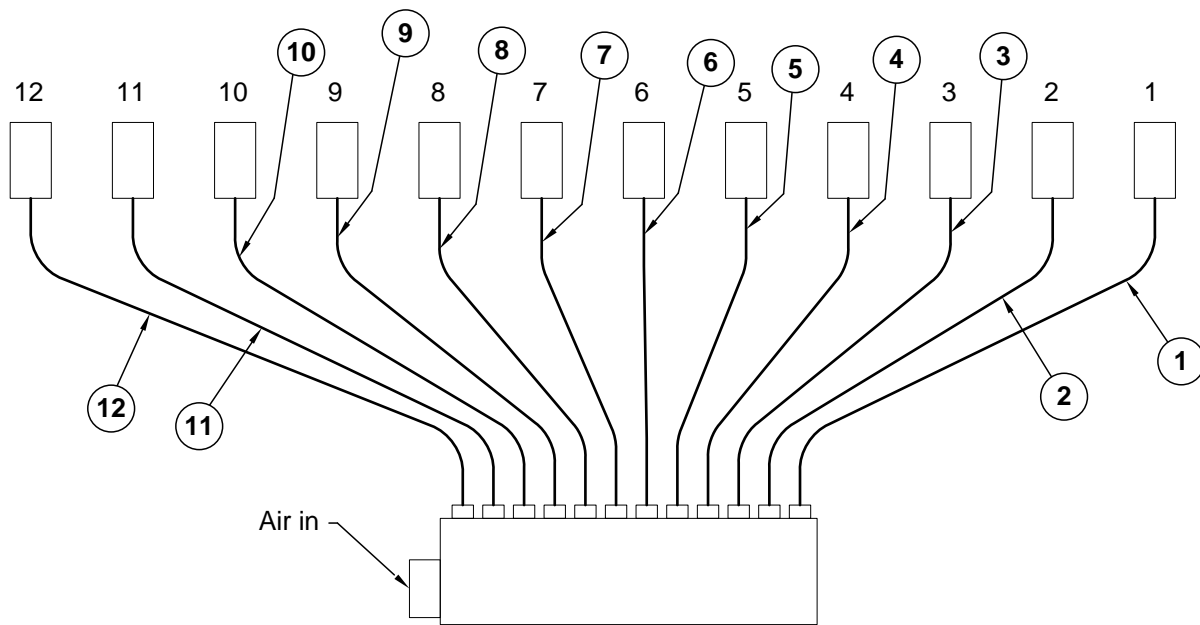
R.H. Rear of Machine



R.H. Entrainment



L.H. Rear of Machine

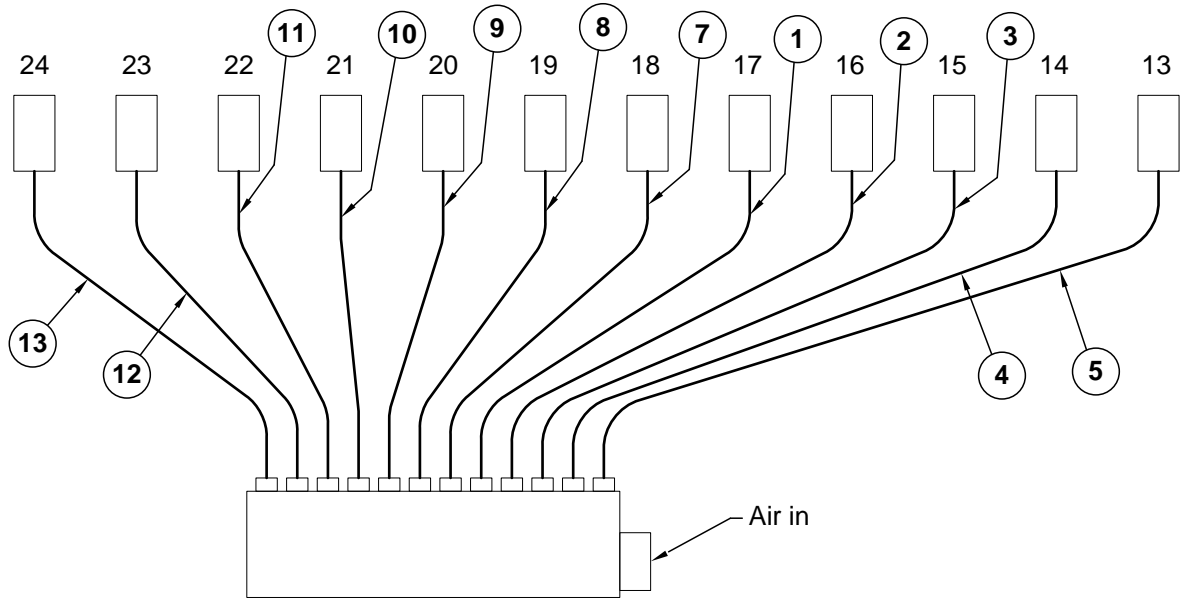


L.H. Entrainment

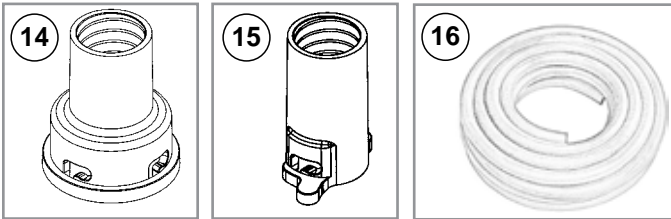
ITEM	PART NO.	QTY.	DESCRIPTION
1	GA13830	2	Hose Assembly, 1¼" x 320", 24 Row 20"
	GA13813	-	Hose Assembly, 1¼" x 326", 24 Row 22"
2	GA13829	2	Hose Assembly, 1¼" x 302", 24 Row 20"
	GA13819	-	Hose Assembly, 1¼" x 313", 24 Row 22"
3	GA13818	2	Hose Assembly, 1¼" x 280"
4	GA13828	2	Hose Assembly, 1¼" x 262", 24 Row 20"
	GA13836	-	Hose Assembly, 1¼" x 269", 24 Row 22"
5	GA13827	2	Hose Assembly, 1¼" x 235", 24 Row 20"
	GA13817	-	Hose Assembly, 1¼" x 246", 24 Row 22"
6	GA13800	2	Hose Assembly, 1¼" x 218", 24 Row 20"
	GA13827	-	Hose Assembly, 1¼" x 235", 24 Row 22"
7	GA13801	2	Hose Assembly, 1¼" x 192", 24 Row 20"
	GA13809	-	Hose Assembly, 1¼" x 205", 24 Row 22"
8	GA13826	2	Hose Assembly, 1¼" x 176", 24 Row 20"
	GA13835	-	Hose Assembly, 1¼" x 168", 24 Row 22"
9	GA13802	2	Hose Assembly, 1¼" x 161"
10	GA13803	2	Hose Assembly, 1¼" x 133", 24 Row 20"
	GA13834	-	Hose Assembly, 1¼" x 125", 24 Row 22"
11	GA13824	2	Hose Assembly, 1¼" x 103"
12	GA13804	2	Hose Assembly, 1¼" x 101"
13	GB0425	-	Dissipator Quick Coupler
14	GB0429	-	Seed Entrainer Quick Coupler
15	GR1947	-	Bulk Fill Hose, 1" I.D. x 1¼" O.D. x 100'

(IP1144)

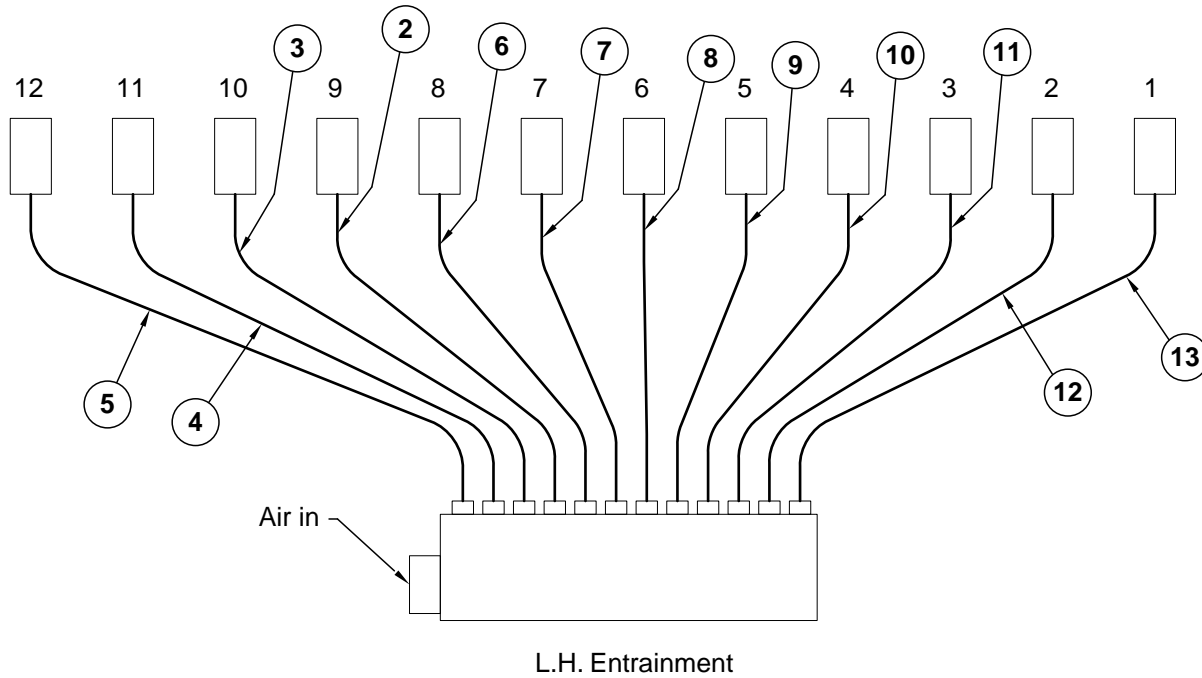
R.H. Rear of Machine



R.H. Entrainment



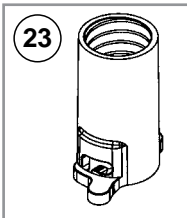
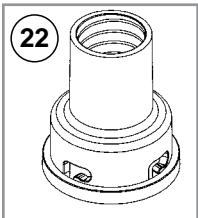
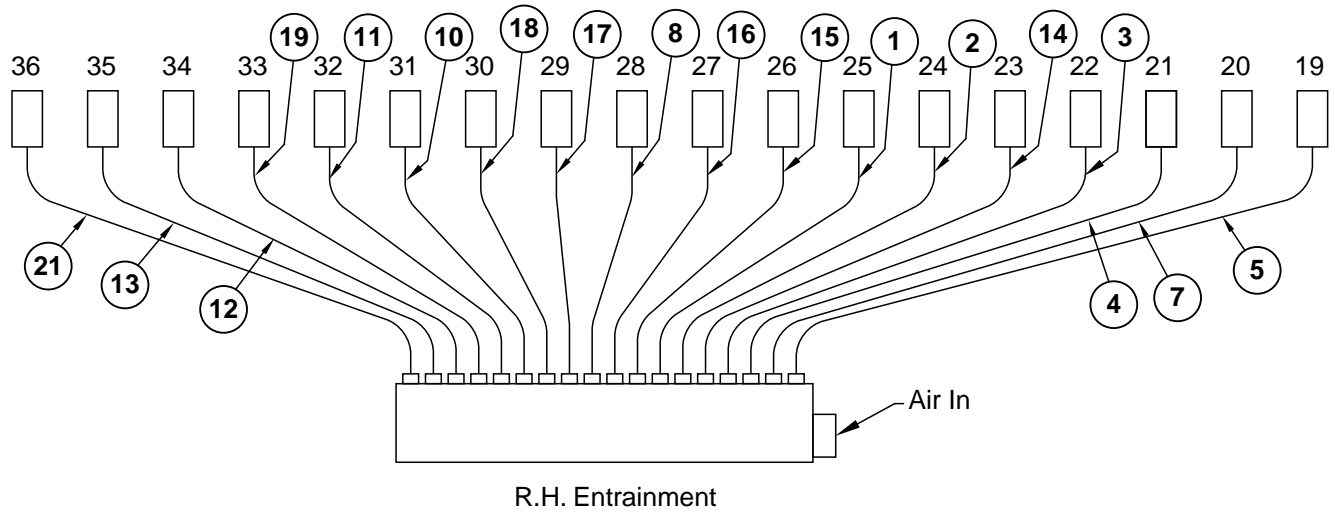
L.H. Rear of Machine

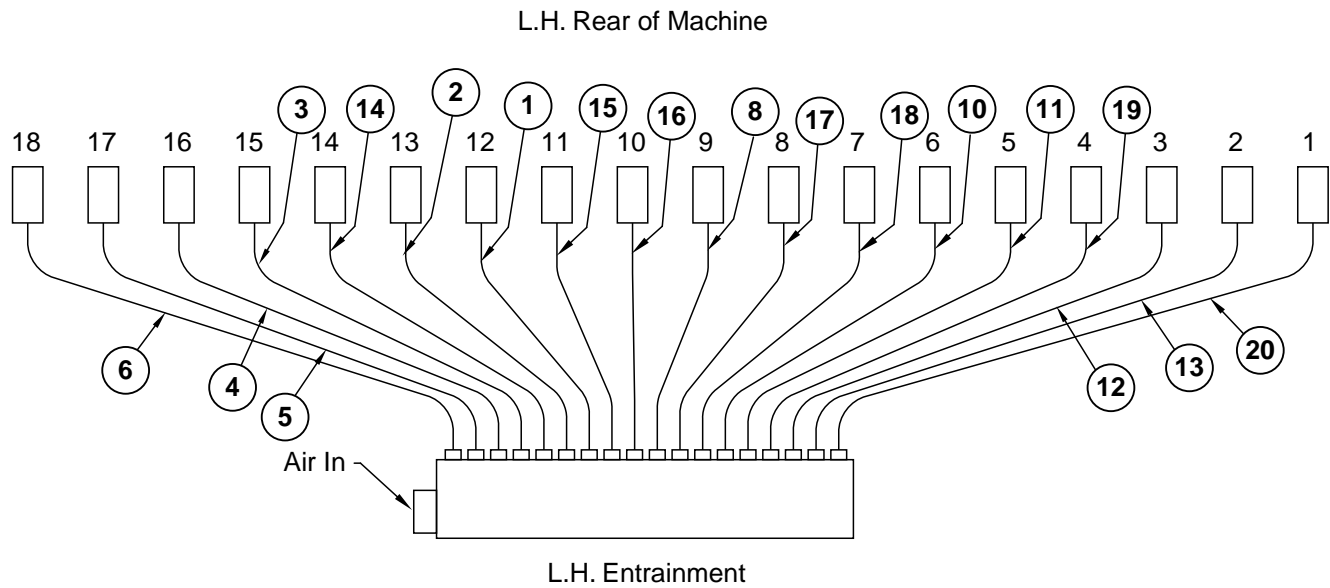


ITEM	PART NO.	QTY.	DESCRIPTION
1	GA13800	1	Seed Hose Assembly, 1¼" x 218"
2	GA13801	2	Seed Hose Assembly, 1¼" x 192"
3	GA13802	2	Seed Hose Assembly, 1¼" x 161"
4	GA13803	2	Seed Hose Assembly, 1¼" x 133"
5	GA13804	2	Seed Hose Assembly, 1¼" x 101"
6	GA13810	1	Seed Hose Assembly, 1¼" x 225"
7	GA13817	2	Seed Hose Assembly, 1¼" x 246"
8	GA13818	2	Seed Hose Assembly, 1¼" x 280"
9	GA13819	2	Seed Hose Assembly, 1¼" x 313"
10	GA13820	2	Seed Hose Assembly, 1¼" x 340"
11	GA13821	2	Seed Hose Assembly, 1¼" x 371"
12	GA13822	2	Seed Hose Assembly, 1¼" x 403"
13	GA13823	2	Seed Hose Assembly, 1¼" x 428"
14	GB0425	-	Dissipator Quick Coupler
15	GB0429	-	Seed Entrainer Quick Coupler
16	GR1947	-	Bulk Fill Hose, 1" I.D. x 1¼" O.D. x 100'

(IP1153)

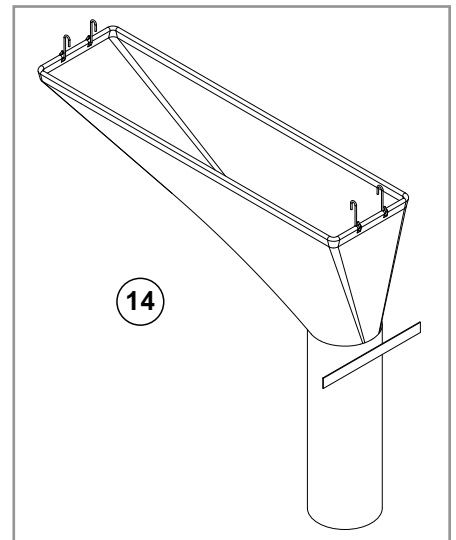
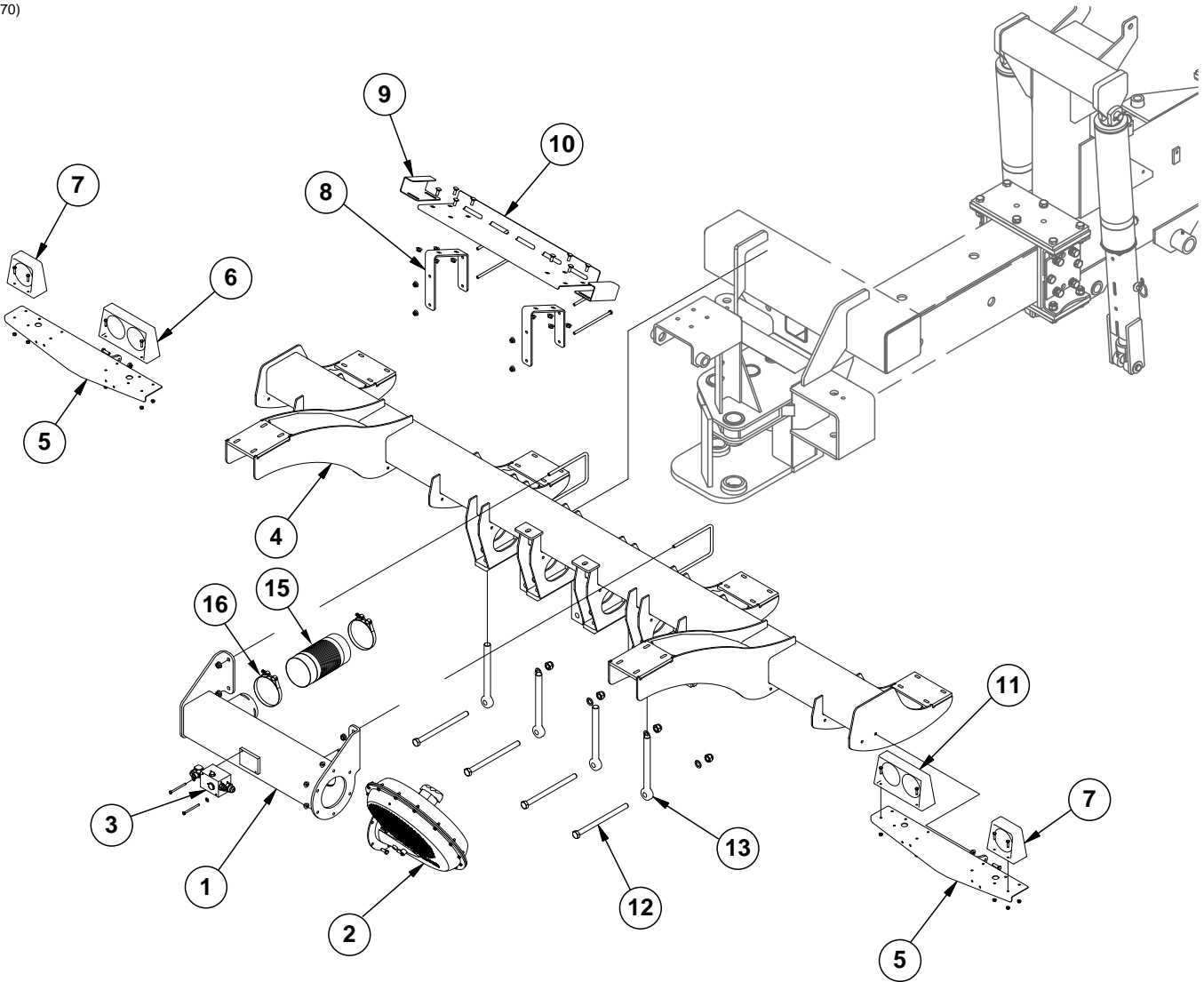
R.H. Rear of Machine





ITEM	PART NO.	QTY.	DESCRIPTION
1	GA13800	2	Seed Hose Assembly, 1 1/4" x 218"
2	GA13801	2	Seed Hose Assembly, 1 1/4" x 192"
3	GA13802	2	Seed Hose Assembly, 1 1/4" x 161"
4	GA13803	2	Seed Hose Assembly, 1 1/4" x 133"
5	GA13804	2	Seed Hose Assembly, 1 1/4" x 101"
6	GA13824	1	Seed Hose Assembly, 1 1/4" x 103"
7	GA13825	1	Seed Hose Assembly, 1 1/4" x 116"
8	GA13818	2	Seed Hose Assembly, 1 1/4" x 280"
9	GA13819	2	Seed Hose Assembly, 1 1/4" x 313"
10	GA13820	2	Seed Hose Assembly, 1 1/4" x 340"
11	GA13821	2	Seed Hose Assembly, 1 1/4" x 371"
12	GA13822	2	Seed Hose Assembly, 1 1/4" x 403"
13	GA13823	2	Seed Hose Assembly, 1 1/4" x 428"
14	GA13826	2	Seed Hose Assembly, 1 1/4" x 176"
15	GA13827	2	Seed Hose Assembly, 1 1/4" x 235"
16	GA13828	2	Seed Hose Assembly, 1 1/4" x 262"
17	GA13829	2	Seed Hose Assembly, 1 1/4" x 301"
18	GA13830	2	Seed Hose Assembly, 1 1/4" x 320"
19	GA13831	2	Seed Hose Assembly, 1 1/4" x 380"
20	GA13832	1	Seed Hose Assembly, 1 1/4" x 438"
21	GA13833	1	Seed Hose Assembly, 1 1/4" x 450"
22	GB0425	-	Dissipator Quick Coupler
23	GB0429	-	Seed Entrainer Quick Coupler
24	GR1947	-	Bulk Fill Hose, 1" I.D. x 1 1/4" O.D. x 100'

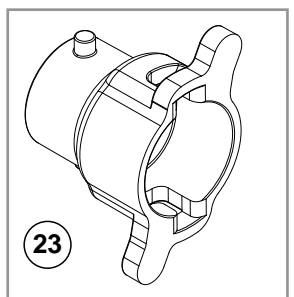
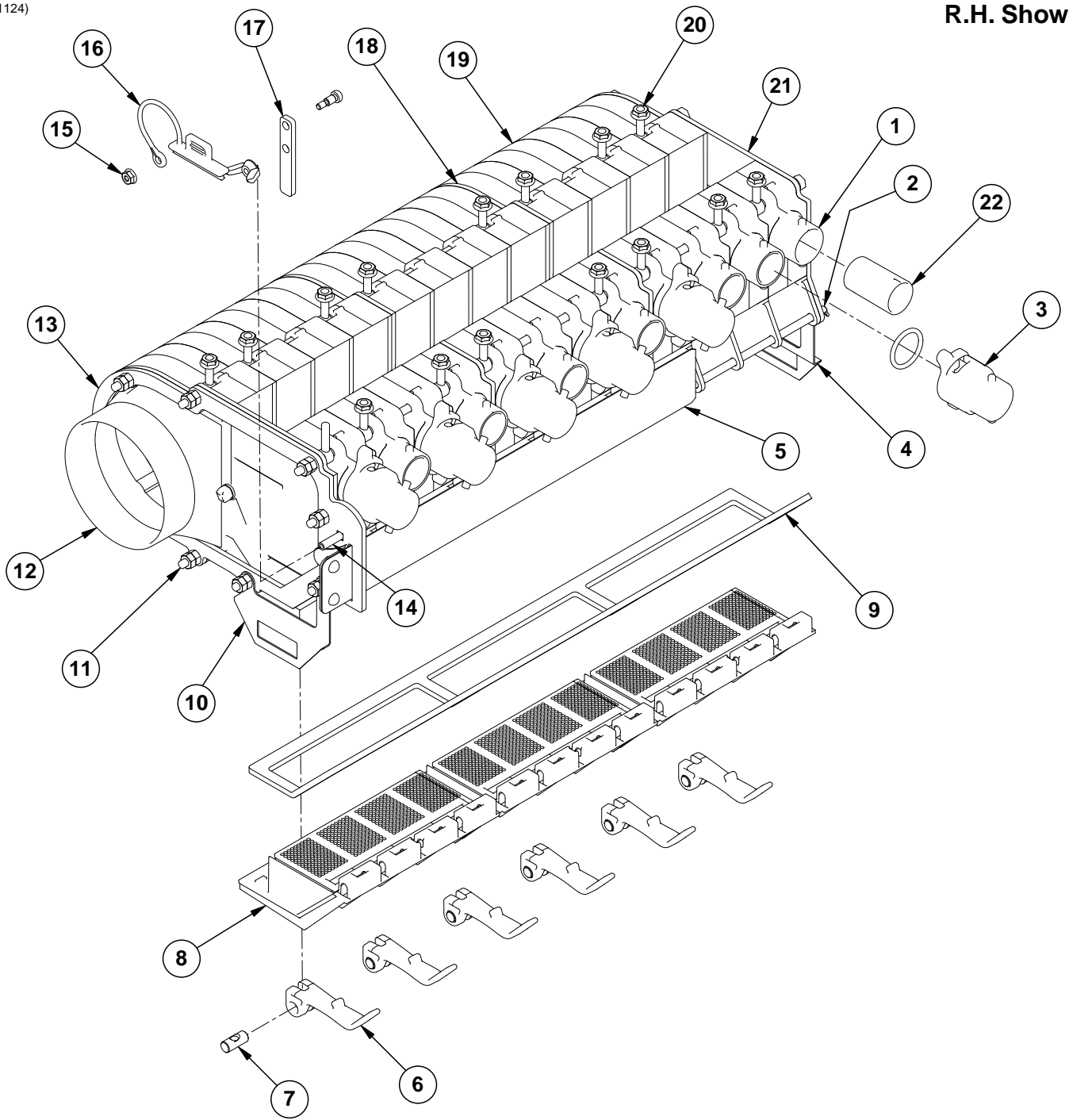
(IP1170)



ITEM	PART NO.	QTY.	DESCRIPTION
1	GA14082	1	Fan Mount
	GD8306	2	U-Bolt, 7" x 5" x 1/2"-13
	G10071	4	Serrated Flange Nut, 1/2"-13
2	---	1	See "ASD Fan System" on page P73
	G11091	6	Serrated Flange Nut, 3/8"-16
	G10001	6	Hex Head Cap Screw, 3/8"-16 x 1"
	GR1777	1	Hose Barb, 1/8" Male NPT To 3/16" Barb
3	GA13421	1	ASD Fan Block
	G10211	2	Washer, 1/4" SAE
	G10162	2	Hex Head Cap Screw, 1/4"-20 x 3/4"
4	GA14084	1	Tank Frame
5	GA14403	2	Light Bracket
	G10004	4	Hex Head Cap Screw, 3/8"-16 x 1 1/4"
	G11091	4	Serrated Flange Nut, 3/8"-16
6	---	1	See "Electrical Components" on page P199
	G10621	4	Serrated Flange Nut, 1/4"-20
	G10064	4	Hex Head Cap Screw, 1/4"-20 x 1"
7	---	2	See "Electrical Components" on page P199
	G10621	8	Serrated Flange Nut, 1/4"-20
	G10064	8	Hex Head Cap Screw, 1/4"-20 x 1"
8	GD20195	2	Mounting Bracket
	G10686	4	Hex Head Cap Screw, 3/8"-16 x 8"
	G11091	4	Serrated Flange Nut, 3/8"-16
9	GD20196	2	Clean Out Chute Clip
	G10305	4	Carriage Bolt, 3/8"-16 x 1"
	G11091	4	Serrated Flange Nut, 3/8"-16
10	GD20194	1	Clean Out Chute Plate
	G10305	4	Carriage Bolt, 3/8"-16 x 1"
	G11091	4	Serrated Flange Nut, 3/8"-16
11	---	1	See "Electrical Components" on page P199
	G10621	4	Serrated Flange Nut, 1/4"-20
	G10064	4	Hex Head Cap Screw, 1/4"-20 x 1"
12	G10541	4	Hex Head Cap Screw, 3/4"-10 x 11"
	GD2169	4	Special Washer, 25/32" I.D. x 1 1/4" O.D., Hardened
	G10112	4	Lock Nut, 3/4"-10
13	GD20275	4	Eye Bolt, 1-14" x 11"
	G11394	4	Flat Washer, 1" SAE
	G11108	4	Lock Nut, 1"-14
14	GA14078	-	Cleanout Chute, 24 Row
	GA14128	-	Cleanout Chute, 36 Row
15	GD19659-03	2	Hose, 4 1/2" x 49"
16	G11360	4	T-Bolt Hose Clamp, 4 1/2"

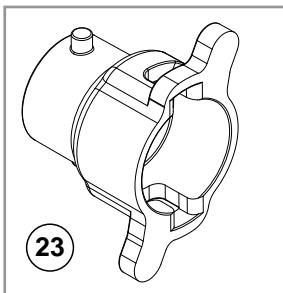
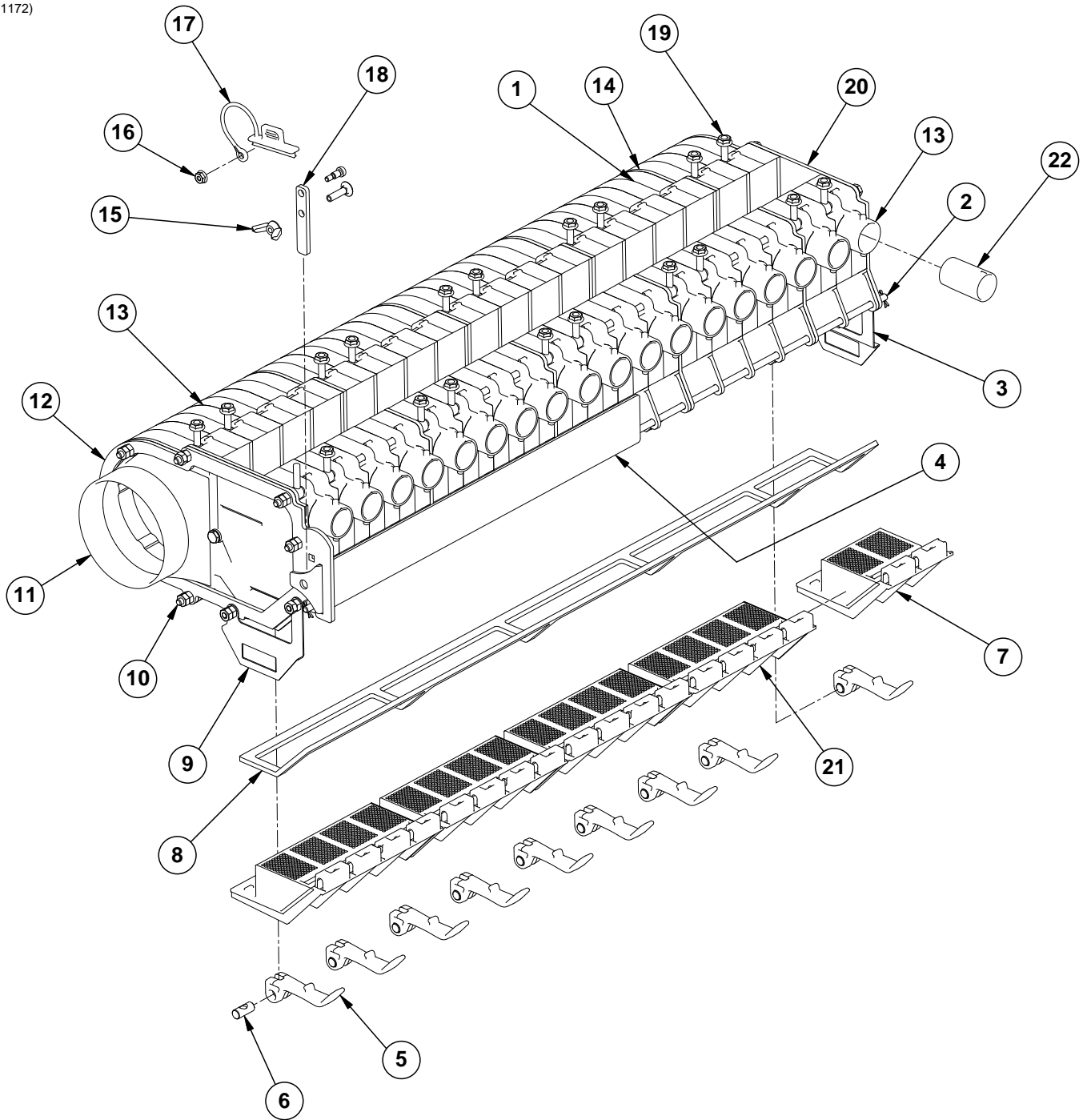
(IP1124)

R.H. Shown



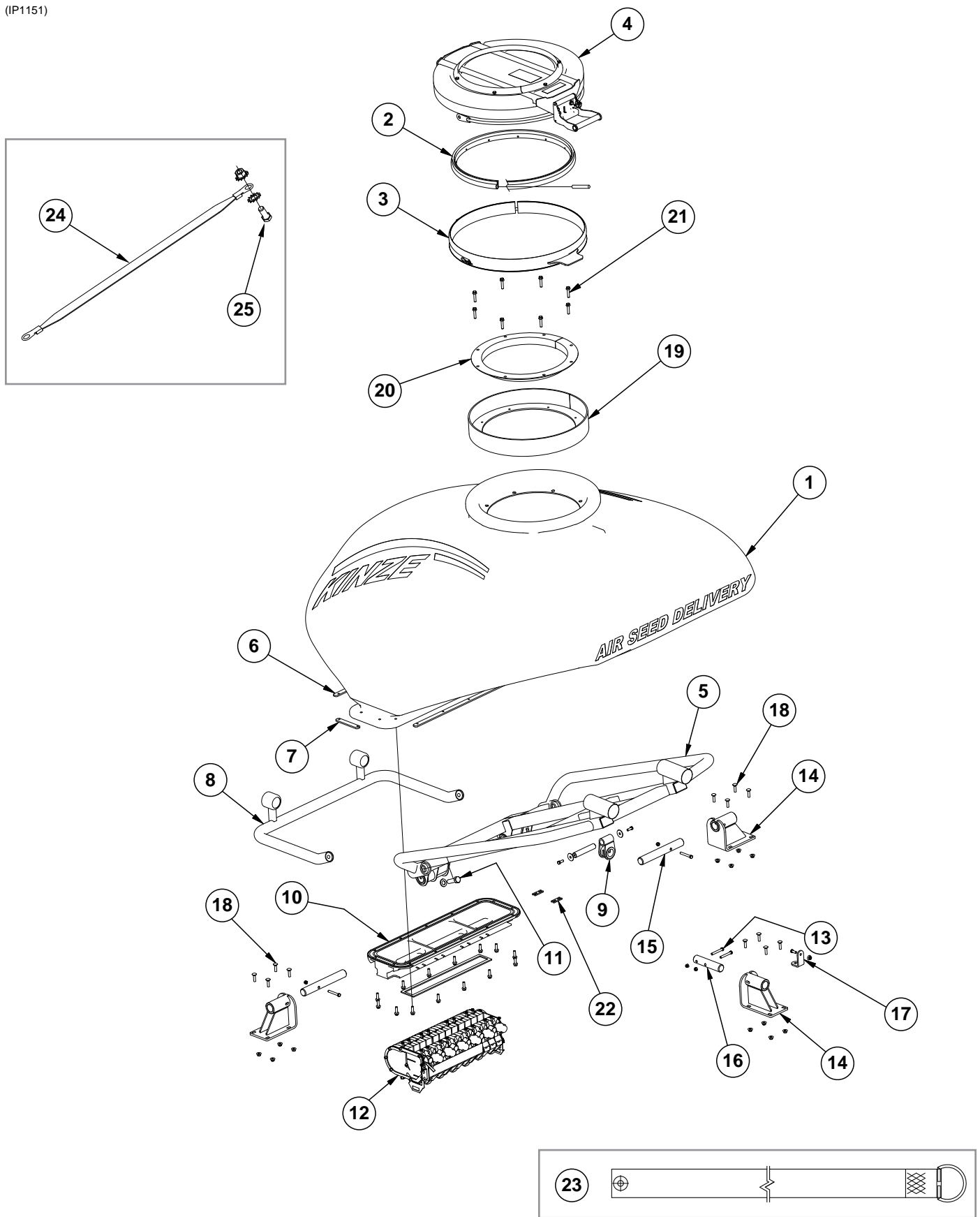
ITEM	PART NO.	QTY.	DESCRIPTION
1	GB0433	3	ASD Seed Entrainer Door Section
2	GD19854	1	ASD Cleanout Door Hinge Rod, 12 Row
	G10455	2	Cotter Pin, 1/16" x 1/2"
3	GB0431	6	ASD Small Cap (If Applicable)
	GD19508	6	Small O-Ring
4	GD19698	1	ASD Chute Hanger, R.H.
5	GA14942	1	ASD Shutoff Door
6	GB0501	6	Latch Handle
	GD19864	6	Eye Bolt, 1/4"-20 x 1.83"
7	GD21080	6	Cam Nut, 1/4"-20
8	GB0502	3	ASD Cleanout Door
9	GD19863	1	ASD Cleanout Door Gasket, 12 Row
10	GD19699	1	ASD Chute Hanger, L.H.
11	GD19852	10	Hex Head Cap Screw, 1/4"-20 x 22"
	G11328	11	Washer, 1/4"
	G10103	21	Lock Nut, 1/4"-20, Grade B
12	GB0436	1	ASD Seed Entrainer Air Inlet, R.H. (Shown)
	GB0435	-	ASD Seed Entrainer Air Inlet, L.H.
13	GD19635	1	ASD Retainment Ring
14	G10316	1	Carriage Bolt, 1/4"-20 x 1"
	G11464	1	Wing Nut, 1/4"-20
15	G10992	1	Serrated Flange Nut, No. 10-24
	G11332	1	Hex Socket Head Set Screw, 1/4" x No. 10-24 x 3/8"
	G11302	1	Hex Nut, 1/4"-20
16	GB0444	2	ASD Shutoff Door Plug
17	GD19695	1	ASD Slide Latch
18	GD19665	2	ASD Spacer Plate
19	GB0427	9	ASD Seed Entrainer
20	GD19865	16	Eye Bolt, 1/4"-20 x 1.47"
	G10621	16	Serrated Flange Nut, 1/4"-20
21	GB0434	1	ASD Seed Entrainer End Cap
22	GB0438	12	Air Orifice By-Pass
23	GB0430	-	ASD Large Cap
A	GA14004	-	ASD Entrainer Assembly, R.H. (Shown) (Items 1-22)
B	GA14005	-	ASD Entrainer Assembly, L.H. (Items 1-22)

(IP1172)



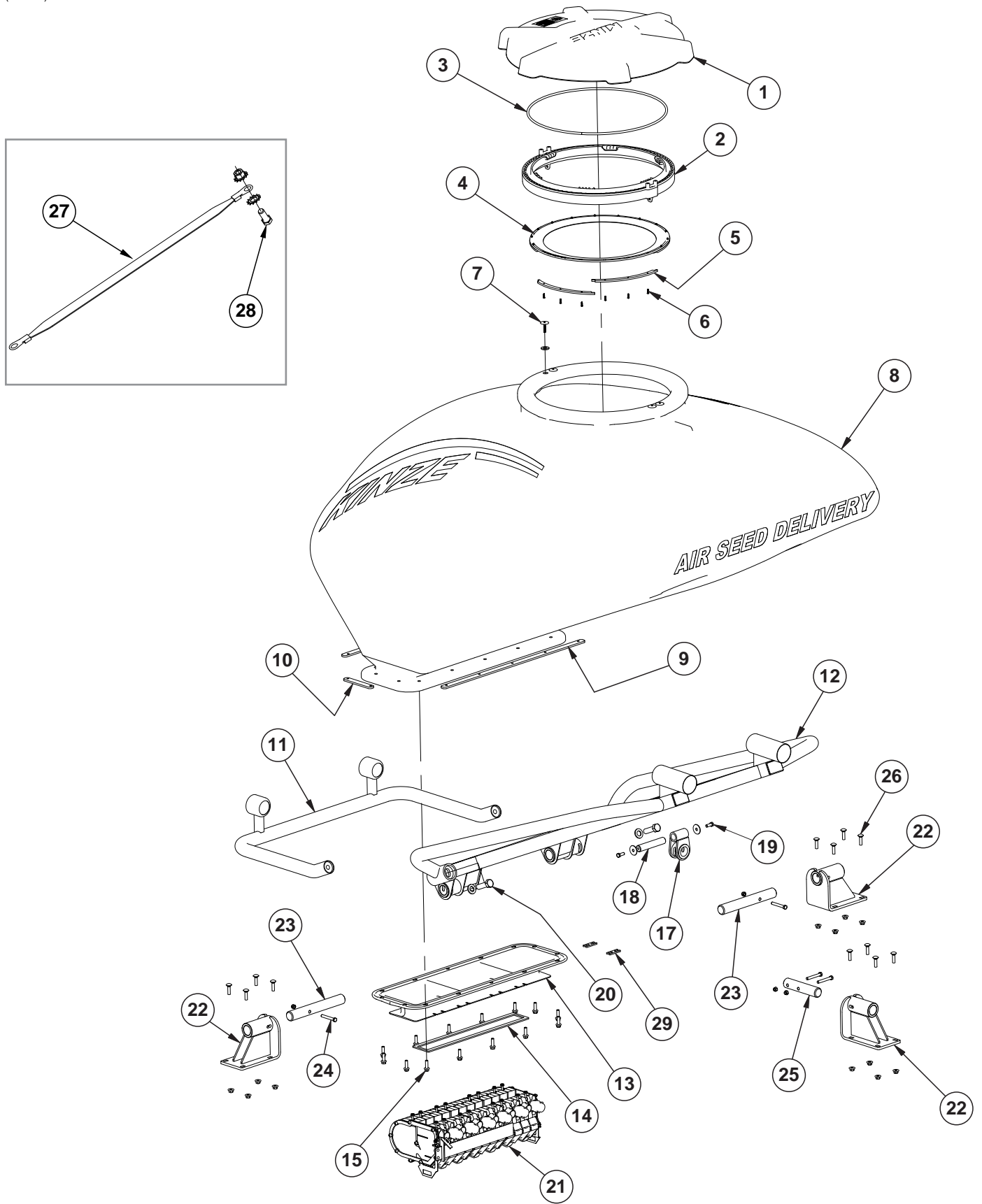
ITEM	PART NO.	QTY.	DESCRIPTION
1	GB0433	4	ASD Seed Entrainer Door Section
2	GD19855	1	ASD Cleanout Door Hinge Rod, 18 Row
	G10455	2	Cotter Pin, 1/16" x 1/2"
3	GD19698	1	ASD Chute Hanger, R.H.
4	GD20145	1	ASD Shutoff Door
5	GB0501	9	Latch Handle
	GD19864	9	Eye Bolt, 1/4"-20 x 1.83"
6	GD21080	9	Cam Nut, 1/4"-20
7	GD21186	1	ASD Cleanout Door, Half
8	GD20041	1	ASD Cleanout Door Gasket, 18 Row
9	GD19699	1	ASD Chute Hanger, L.H.
10	GD19853	10	Hex Head Cap Screw, 1/4"-20 x 32 1/2"
	G11328	11	Washer, 1/4"
	G10103	21	Hex Nut, 1/4"-20
11	GB0436	1	ASD Seed Entrainer Air Inlet, R.H. (Shown)
	GB0435	-	ASD Seed Entrainer Air Inlet, L.H.
12	GD19635	1	ASD Retainment Ring
13	GB0427	14	ASD Seed Entrainer
14	GD19665	4	ASD Spacer Plate
15	G11464	1	Wing Nut, 1/4"-20
	G10316	1	Carriage Bolt, 1/4"-20 x 1"
16	G10992	1	Serrated Flange Nut, No. 10-24
	G11332	1	Hex Socket Head Set Screw, 1/4" x No. 10-24 x 3/8"
17	GB0444	2	ASD Shutoff Door Plug
18	GD19695	1	ASD Slide Latch
19	G10621	20	Serrated Flange Nut, 1/4"-20
	GD19865	20	Eye Bolt, 1/4"-20 x 1.47"
20	GB0434	1	ASD Seed Entrainer End Cap
21	GB0502	4	ASD Cleanout Door
22	GB0438	18	Air Orifice By-Pass
23	GB0430	-	ASD Large Cap
A	GA14108	-	ASD Entrainer Assembly, R.H. (Shown) (Items 1-22)
B	GA14109	-	ASD Entrainer Assembly, L.H. (Items 1-22)

(IP1151)



ITEM	PART NO.	QTY.	DESCRIPTION
1	GD19894	1	ASD Tank
2	GD21081	1	ASD Tank Lid Seal
	GD21140	1	Foam Seal Connector
3	GA14092	1	ASD Lid Rim
	G10592	2	Hair Pin Clip, No. 11
	G10053	1	Hex Head Cap Screw, 1/2"-13 x 2 1/2"
	G10111	1	Lock Nut, 1/2"-13
4	GA14707	1	ASD Lid Assembly (also includes item no. 2)
	GA14089	1	Latch Handle
	GD20022	1	Latch Mount Bracket
	GD20030	1	Pivot Bail Bracket
	G10328	2	Hex Head Cap Screw, 3/8"-16 x 5/8"
	G11387	2	Flat Washer, 3/8" SAE
5	GA14037	1	ASD Rear Tank Frame
6	GD20922	2	Entrainer Mount Tap Block, Long
7	GD20923	2	Entrainer Mount Tap Block, Short
8	GA14038	1	ASD Front Tank Frame
9	GA14040	1	ASD Rear Tank Mount
	GD20037	1	Pin, 1" x 5 3/8"
	G10201	2	Special Washer, 3/8" x 1 1/2" O.D.
	G10001	2	Hex Head Cap Screw, 3/8"-16 x 1"
10	GB0634	1	ASD Entrainment Mounting Plate, 12 Row (Shown)
	GD19958	-	ASD Entrainment Mounting Plate, 18 Row
	GD19893	1	ASD Tank Mount Gasket, 12 Row
	GD20040	-	ASD Tank Mount Gasket, 18 Row
	GD19690-03	1	Ribbon Sealer, 6 1/2'
	GD19690-04	1	Ribbon Sealer, 7'
	G11204	14	Flanged Whiz Lock Screw, 3/8"-16 x 1 1/4", Serrated
11	G10027	2	Hex Head Cap Screw, 3/4"-10 x 2 1/2"
	G11392	2	Flat Washer, 3/4" SAE
12	---	1	See "ASD Entrainer Assembly, 24 Row 30" on page P86 See "ASD Entrainer Assembly, 36 Row 20" on page P87
13	G10325	4	Hex Head Cap Screw, 3/8"-16 x 2 3/4"
	G10108	4	Lock Nut, 3/8"-16
14	GA15420	3	ASD Tank Mount
15	GD20035	2	Pin, 1 1/2" x 1 1/4"
16	GD20036	1	Pin, 1 1/2" x 7"
17	GD20248	1	Seed Hose Strap Bracket
	G10001	1	Hex Head Cap Screw, 3/8"-16 x 1"
	G11091	13	Serrated Flange Nut, 3/8"-16
18	G10301	12	Carriage Bolt, 3/8"-16 x 1 1/2"
19	GA14839	1	Clamp Ring
20	GD21174	1	Outer Clamp Ring
21	G11411	8	Hex Serrated Flange Cap Screw, 3/8"-16 x 1 3/4"
22	GD21308	2	Bolt Holder
23	GA14152	-	Seed Hose Strap
24	GD27607	2	Ground Strap
25	G11204	1	Hex Serrated Flange Cap Screw, 3/8"-16 x 1 1/4", Grade 5
	G10529	1	External Tooth Lock Washer, 3/8"
	G11249	1	External Tooth Washer, 1/4"
	G11528	1	Hex Nut W/External Tooth Washer, 1/4"-20
A	GA14003	-	ASD Tank Assembly, 12 Row (Items 1-11 and 19-21)
B	GA14236	-	ASD Tank Assembly, 18 Row (Items 1-11 and 19-21)

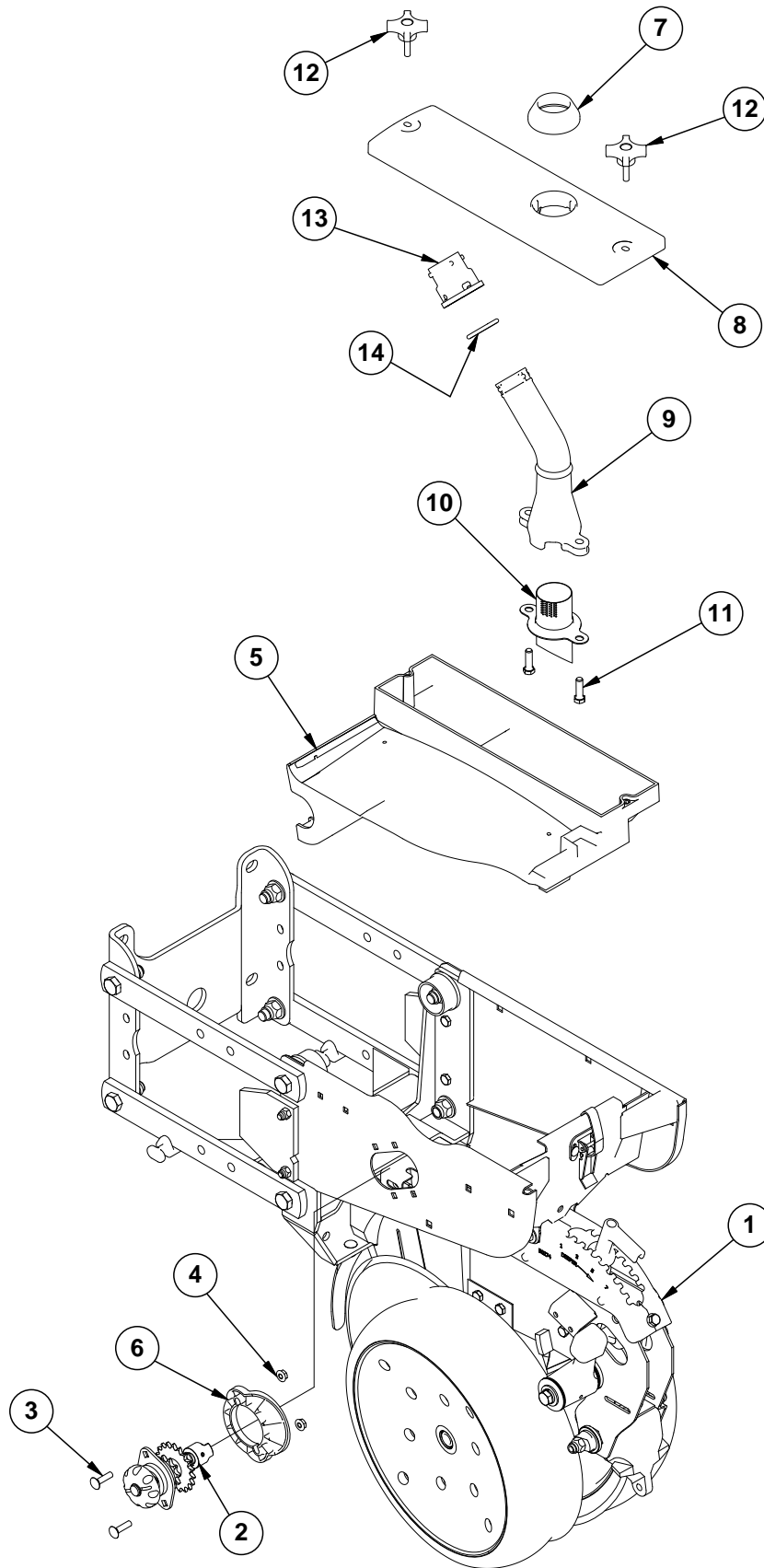
(IP1418)



ITEM	PART NO.	QTY.	DESCRIPTION
1	GB0673	1	ASD Tank Lid
	GD24879-01	-	Rope Tether, 36"
2	GB0674	1	ASD Tank Latch Ring
3	GD24385-01	1	Ribbon Sealer, 66½"
4	GB0675	1	ASD Tank Lid Seal
5	GD24386	6	ASD Lid Seal Ring Segment
6	G11522	18	Phillip Pan Head Tapping Screw, #8-18 x 5/8"
7	GD24753	4	Hex Socket Head Machine Screw, ¼"-20 x 1½", Grade 2
	GD24754	4	Foam Seal
8	GD24388	1	ASD Bulk Seed Tank, 55 Bushel
9	GD20922	2	Entrainer Mount Tap Block, Long
10	GD20923	2	Entrainer Mount Tap Block, Short
11	GA14038	1	ASD Front Tank Frame
12	GA14037	1	ASD Rear Tank Frame
13	GB0634	1	ASD Entrainment Mounting Plate, 12 Row
	GD19958	1	ASD Entrainment Mount Plate, 18 Row
	GD19690-04	1	Ribbon Sealer, 7'
	GD19690-03	1	Ribbon Sealer, 6½'
14	GD19893	1	ASD Tank Mount Gasket, 12 Row
	GD19620	1	ASD Tank Mount Gasket, 16 Row
15	G11204	14	Flanged Whiz Lock Screw, 3/8"-16 x 1¼", Serrated
17	GA14040	1	Rear ASD Tank Mount
18	GD20037	1	Pin, 1" x 53/8"
19	G10001	2	Hex Head Cap Screw, 3/8"-16 x 1"
	G10201	2	Special Washer, 3/8" x 1½" O.D.
20	G10027	2	Hex Head Cap Screw, 3/4"-10 x 2½"
	G11392	2	Flat Washer, 3/4" SAE
21	---	-	See "ASD Entrainer Assembly, 24 Row 30" on page P85 See "ASD Entrainer Assembly, 36 Row 20" on page P87
22	GA15420	3	ASD Tank Mount
23	GD20035	2	Pin, 1½" x 11¼"
24	G10325	4	Hex Head Cap Screw, 3/8"-16 x 2¾"
	G10108	4	Lock Nut, 3/8"-16
25	GD20036	1	Pin, 1½" x 7"
26	G10301	12	Carriage Bolt, 3/8"-16 x 1½"
27	GD27607	2	Ground Strap
28	G11204	1	Hex Serrated Flange Cap Screw, 3/8"-16 x 1¼", Grade 5
	G10529	1	External Tooth Lock Washer, 3/8"
	G11249	1	External Tooth Washer, ¼"
	G11528	1	Hex Nut W/External Tooth Washer, ¼"-20
29	GD21308	2	Bolt Holder
A	GA16997	-	ASD Lid Seal Assembly, (Items 2 and 4-6)

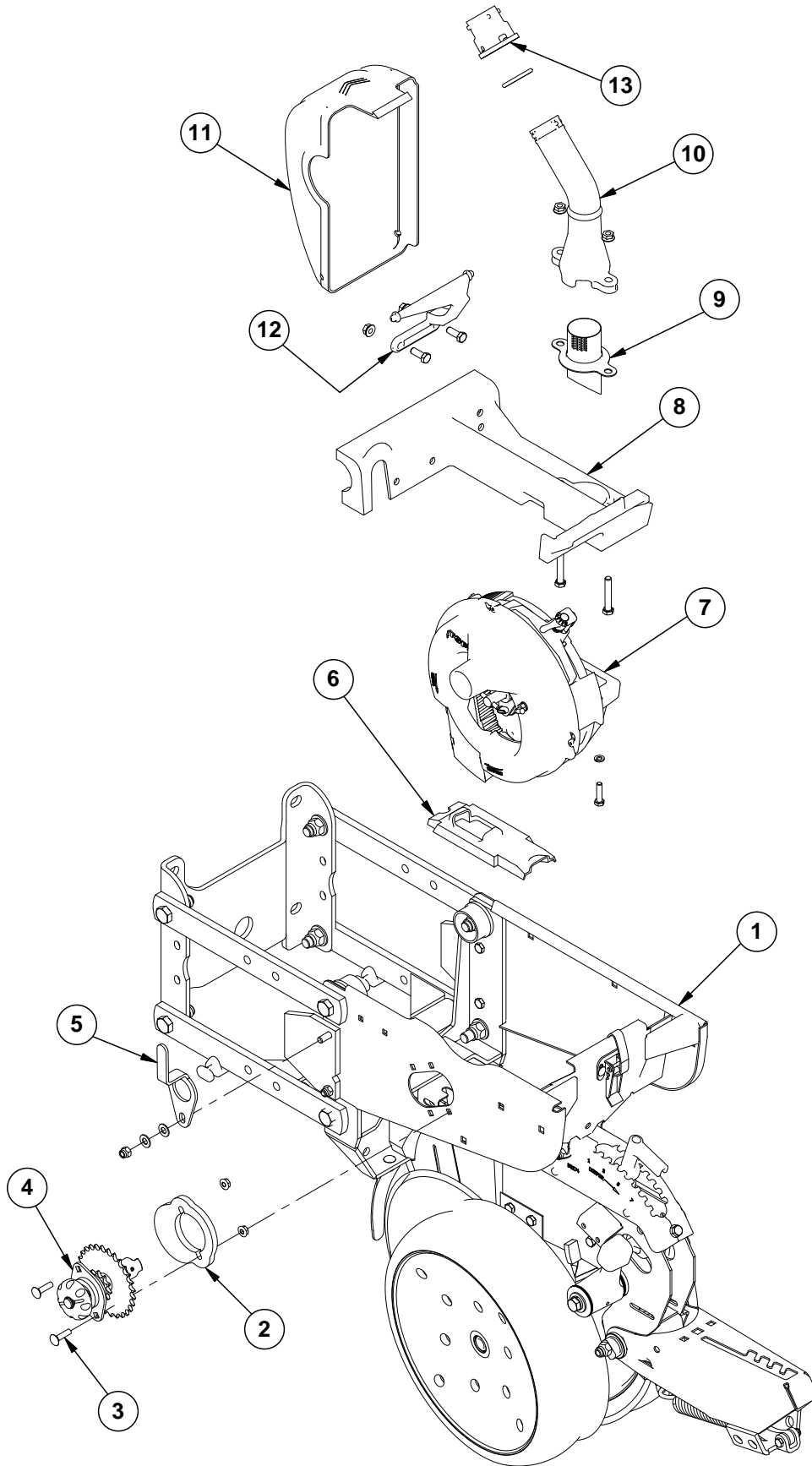
ITEM	PART NO.	QTY.	DESCRIPTION
1	GA14135	6	Load Cell
2	GA14136	1	Scale Module
3	GA14129	1	Power Cable
4	GA14133	1	ASD Scale Display
5	GD26264	1	Scale Module Mounting
6	G10857	2	Hex Head Cap Screw, ¼"-20 x 1¼"
7	G10023	2	Hex Head Cap Screw, ¼"-20 x ¾"
8	G10621	4	Serrated Flange Nut, ¼"-20
9	GA12403	1	Mounting Bracket Assembly, Includes: (2) Mounting Brackets, (2) Connector Halves, (1) Compression Spring, (1) Tension Knob, (1) ¼"-20 x 1¾" Hex Head Cap Screw, (1) ¼" Plastic Washer, (1) ¼" Steel Washer
10	GD20282	1	U-Bolt, #10-32
	G11284	2	Serrated Flange Nut, #10-32
11	G11216	2	Phillips Pan Head Machine Screw, No. 10-32 x ½", Stainless Steel

(IP1156)

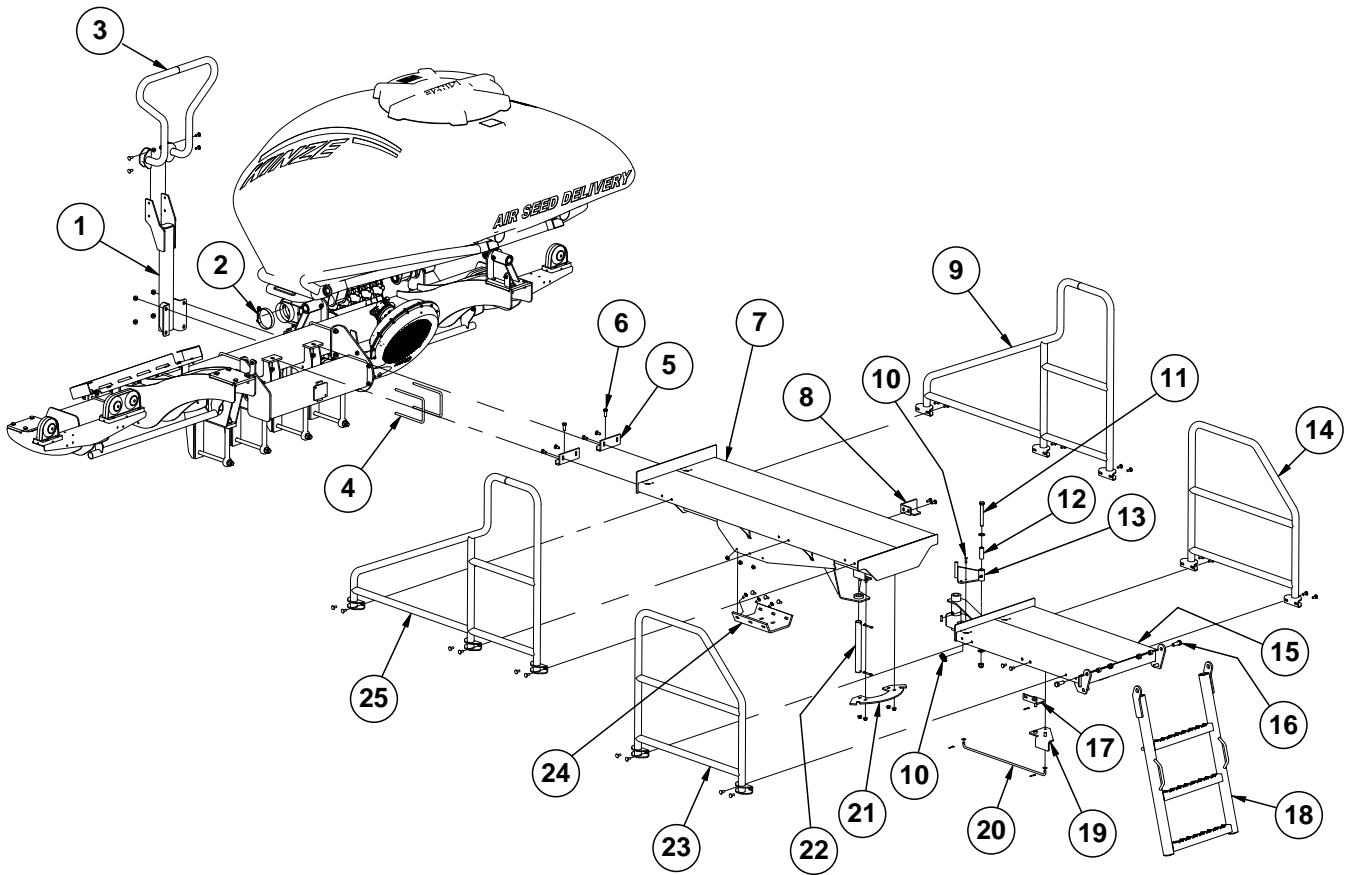


ITEM	PART NO.	QTY.	DESCRIPTION
1	---	-	See "Shank Assembly, Seed Tube, and Depth Adjustment" on page P1 See "Parallel Arms, Mounting Support Plate, and Quick Adjustable Down Forces Springs Option" on page P7 See "Hopper Support and Meter Drive" on page P17
2	GA10151	1	Meter Drive Assembly Complete, 11/19 Tooth
3	G10338	2	Carriage Bolt, 5/16"-18 x 1 1/4"
4	G10620	2	Serrated Flange Nut, 5/16"-18
5	GA9547	1	Mini Hopper
	GD12561	-	Threaded Insert, 5/16"-18
6	GB0331	1	Clutch Adapter Plate
	GA14031	1	ASD Mechanical Meter Cover
7	GB0446	1	ASD Mechanical Meter Cover Seal
8	GB0445	1	ASD Mechanical Meter Cover
9	GB0455	1	ASD Air Pressure Dissipator
10	GB0574	1	Air Dissipator Screen
11	G10004	2	Hex Head Cap Screw, 3/8"-16 x 1 1/4"
12	GD29339	2	Knob, 5/16"-18 x 1 1/4"
13	GB0430	1	ASD Large Cap
14	GD19509	1	O-Ring, Large
A	GA14031	-	ASD Mechanical Meter Cover Assembly (Items 7-11)

(IP1097a)

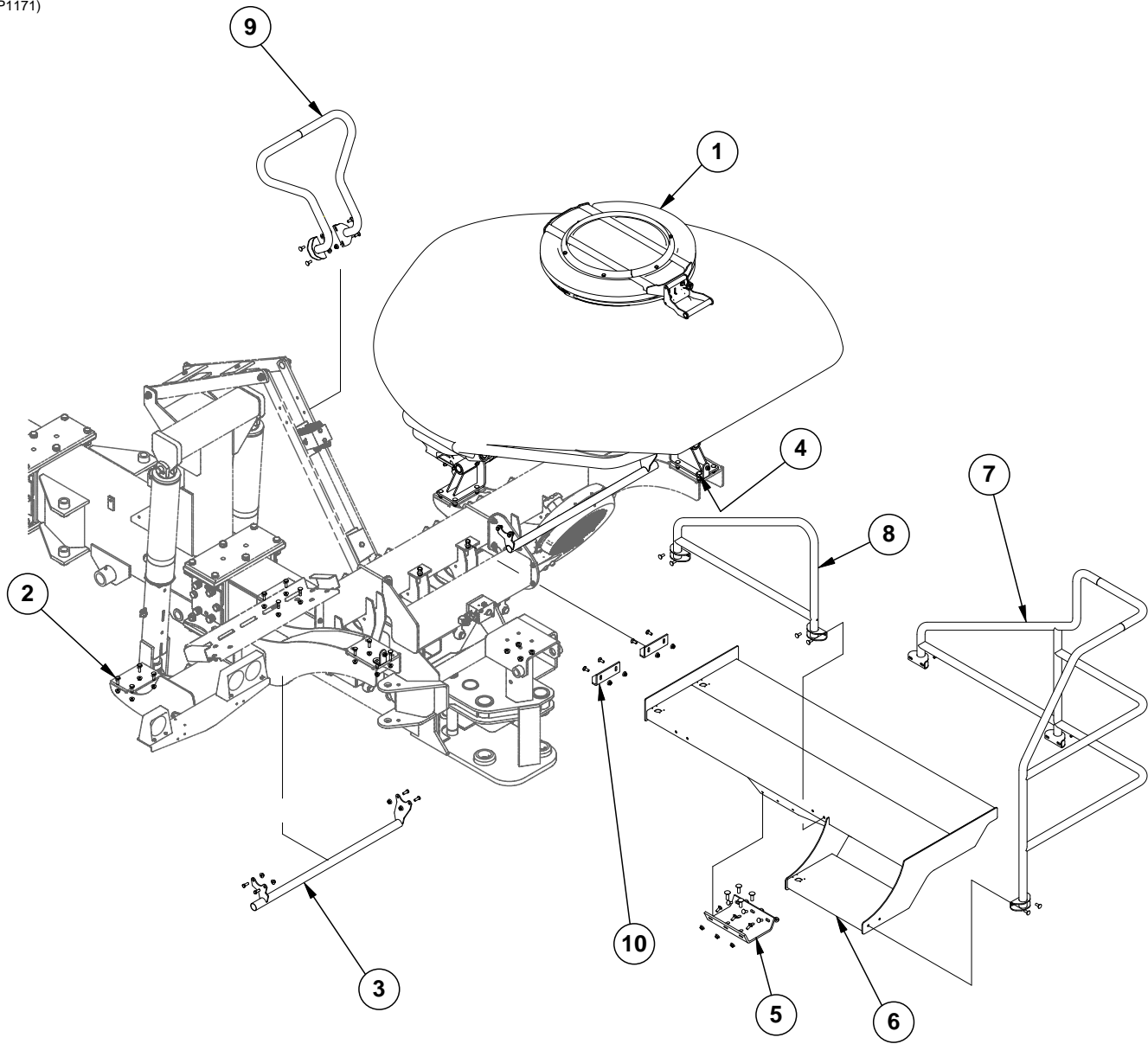


ITEM	PART NO.	QTY.	DESCRIPTION
1	---	-	See "Shank Assembly, Seed Tube, and Depth Adjustment" on page P1 See "Parallel Arms, Mounting Support Plate, and Quick Adjustable Down Forces Springs Option" on page P7 See "Hopper Support and Meter Drive" on page P17
2	GB0331	1	Clutch Adapter Plate
3	G10620	2	Serrated Flange Nut, 5/16"-18
	G10338	2	Carriage Bolt, 5/16"-18 x 1 1/4"
4	GA12144	1	Meter Drive Assembly, 11/28 Tooth
	G3303-108	-	Chain, No. 41, 108 Pitch Including Connector Link
	G3303-120	-	Chain, No. 41, 120 Pitch Including Connector Link (Center 4 Rows)
	GR0196	-	Connector Link, No. 41
5	GD17014	1	Hose Guide
	G11387	2	Flat Washer, 3/8" SAE
	G10047	1	Hex Head Cap Screw, 3/8"-16 x 1 3/4"
6	---	-	See "EdgeVac Seed Meter" on page P25
7	---	-	See "EdgeVac Seed Meter" on page P25
	G10232	2	Lock Washer, 5/16"
	G10171	2	Hex Head Cap Screw, 5/16"-18 x 1 1/4"
8	GA17077	1	Meter Mount W/Inserts (2013 production and on)
	GA13733	-	Meter Mount W/Inserts (prior to 2013 production)
	GD16561	-	Threaded Insert, 5/16"-18
9	GB0574	1	Air Dissipator Screen
	G10939	2	Hex Head Cap Screw, 3/8"-16 x 2 1/4"
10	GB0455	1	ASD Air Pressure Dissipator
	G11091	2	Serrated Flange Nut, 3/8"-16
11	GB0428	1	EdgeVac Meter Cover
12	GB0717	1	EdgeVac Meter Cover Hinge (2013 production and on)
	GB0447	-	EdgeVac Meter Cover Hinge (prior to 2013 production)
	G10001	2	Hex Head Cap Screw, 3/8"-16 x 1"
	G10622	2	Serrated Flange Nut, 3/8"-16
13	GB0430	1	ASD Large Cap
	GD19509	1	O-Ring, Large



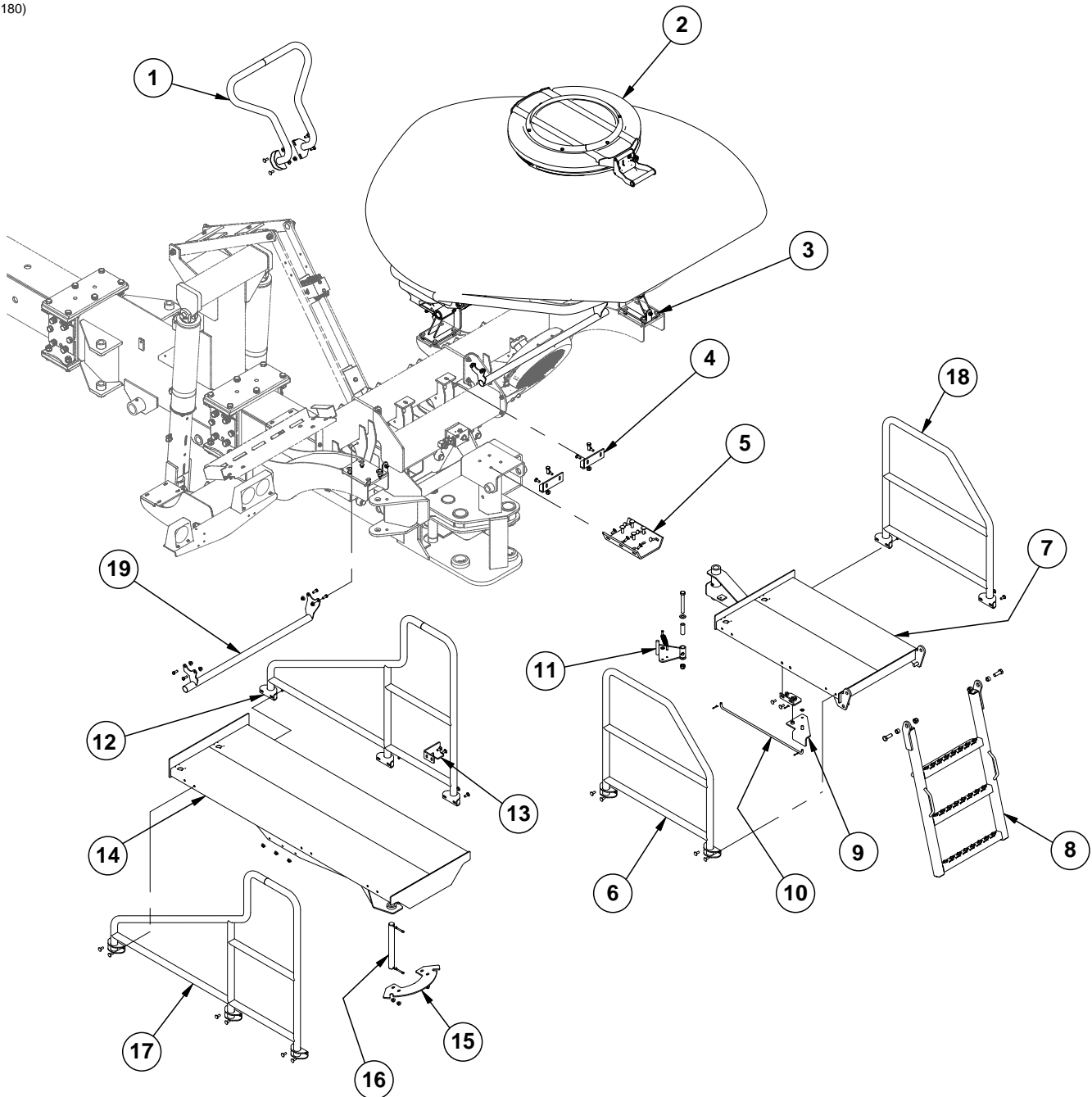
ITEM	PART NO.	QTY.	DESCRIPTION
1	GA16693	1	Front Hand Rail Post
2	G11360	4	T-Bolt Hose Clamp, 4½"
3	GA14097	1	Front Handrail
	G10305	4	Carriage Bolt, ⅜"-16 x 1"
	G11091	4	Serrated Flange Nut, ⅜"-16
4	GD8306	2	U-Bolt, 7" x 5" x ½"-13
	G10071	4	Serrated Flange Nut, ½"-13
5	GD19972	2	Front Catwalk Mount Plate
	G10305	4	Carriage Bolt, ⅜"-16 x 1"
	G11091	4	Serrated Flange Nut, ⅜"-16
6	G10037	2	Hex Head Cap Screw, ½"-13 X 1¼"
	G10071	2	Serrated Flange Nut, ½"-13
7	GA14246	1	Front Catwalk
8	GD20356	1	Ladder Latch
	G10305	4	Carriage Bolt, ⅜"-16 x 1"
	G11091	4	Serrated Flange Nut, ⅜"-16
9	GA14224	1	R.H. Front Handrail
	G10305	6	Carriage Bolt, ⅜"-16 x 1"
	G11091	6	Serrated Flange Nut, ⅜"-16
10	G10478	2	Clevis Pin, ⅝" x 1"
	GD5857	1	Spring
11	G10046	1	Hex Head Cap Screw, ⅝"-11 x 5"
	G10205	2	Washer, ⅝" SAE
	G10107	1	Lock Nut, ⅝"-11
12	GD3180-32	1	Sleeve, ⅞" O.D. x .635 I.D. x 2½"
13	GA14242	1	Latch
14	GA14222	1	R.H. Rear Handrail
	G10305	4	Carriage Bolt, ⅜"-16 x 1"
	G11091	4	Serrated Flange Nut, ⅜"-16
15	GA14244	1	Rear Catwalk
16	G10005	2	Hex Head Cap Screw, ⅝"-11 x 1 ¾"
	GB0218	2	Bushing, 2½" I.D. x ⅞" O.D. x 1⅞" Long
	G10107	2	Lock Nut, ⅝"-11
17	GA14240	1	Latch Mount
	G10451	1	Cotter Pin, ⅛" x 1"
	G10305	2	Carriage Bolt, ⅜"-16 x 1"
	G11091	2	Serrated Flange Nut, ⅜"-16
18	GA14243	1	Ladder
19	GA14241	1	Latch Handle
20	GD20252	1	Latch Stabilizer
	G10451	2	Cotter Pin, ⅛" x 1"
	G10203	2	Washer, ⅜" SAE
21	GD20270	1	Latch Plate
22	GD9542-05	1	Pin, 1¼" x 11¾"
	G10460	2	Cotter Pin, ¼" x 2"
23	GA14223	1	L.H. Rear Handrail
	G10305	4	Carriage Bolt, ⅜"-16 x 1"
	G11091	4	Serrated Flange Nut, ⅜"-16
24	GD19971	1	Rear Catwalk Mount Plate
	G10305	6	Carriage Bolt, ⅜"-16 x 1"
	G11091	6	Serrated Flange Nut, ⅜"-16
25	GA14225	1	L.H. Front Handrail
	G10305	6	Carriage Bolt, ⅜"-16 x 1"
	G11091	6	Serrated Flange Nut, ⅜"-16

(IP1171)



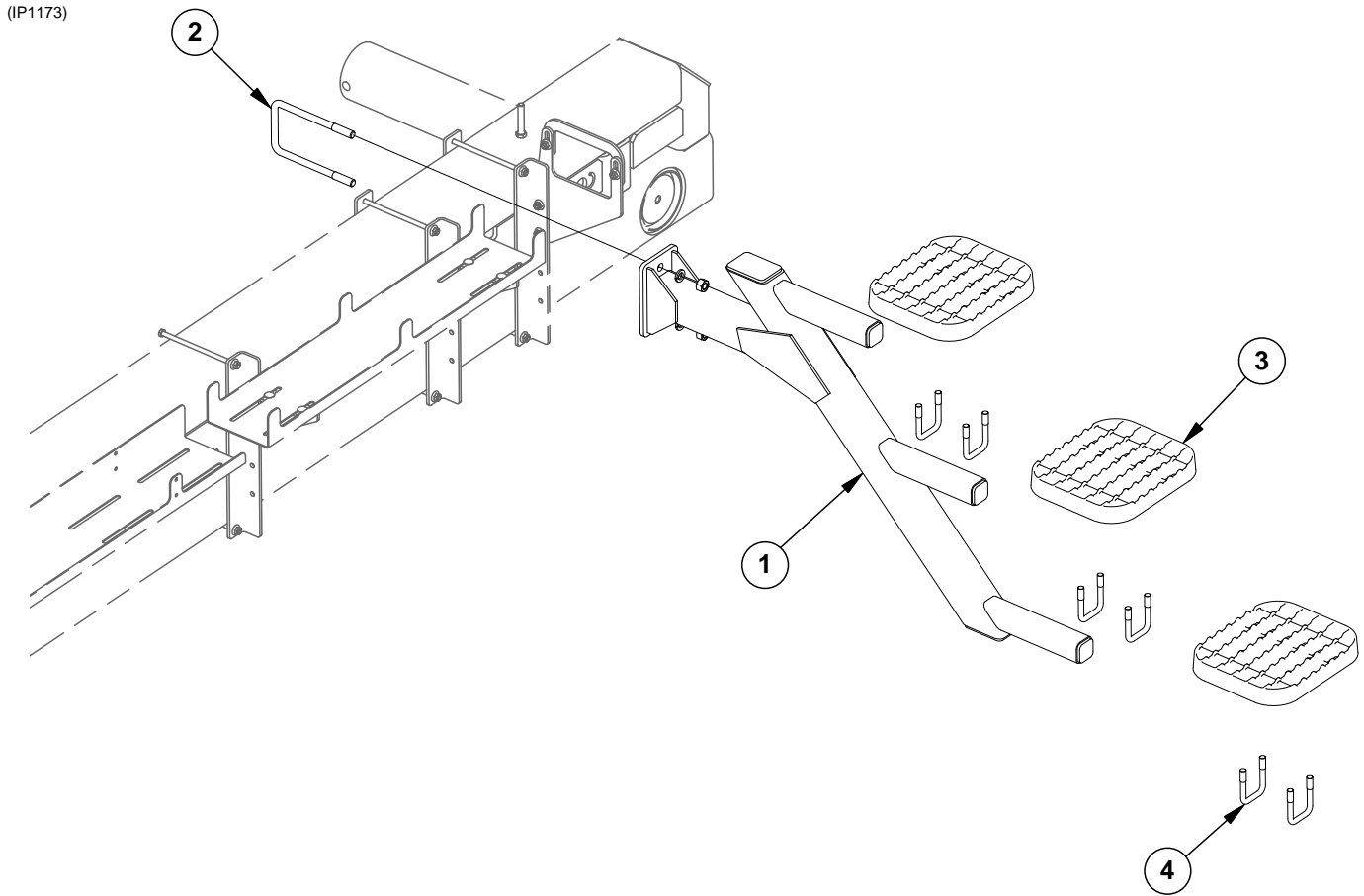
ITEM	PART NO.	QTY.	DESCRIPTION
1	---	-	See "ASD Tank Assembly (Prior to 2013 Production)" on page P89 See "ASD Tank Assembly (2013 Production and on)" on page P91
2	G10301	22	Carriage Bolt, 3/8"-16 x 1 1/2"
	G11091	22	Serrated Flange Nut, 3/8"-16
3	GA14110	2	Hose Hanger
	G10001	8	Hex Head Cap Screw, 3/8"-16 x 1"
	G11091	8	Serrated Flange Nut, 3/8"-16
4	G10306	2	Carriage Bolt, 3/8"-16 x 2"
	G11091	2	Serrated Flange Nut, 3/8"-16
5	GD19971	1	Rear Catwalk Mount Plate
	G10305	6	Carriage Bolt, 3/8"-16 x 1"
	G11091	6	Serrated Flange Nut, 3/8"-16
	G10636	4	Carriage Bolt, 1/2"-13 x 1 1/2"
	G10071	4	Serrated Flange Nut, 1/2"-13
6	GA14071	1	Catwalk
7	GA14080	1	R.H. Handrail
	G10305	6	Carriage Bolt, 3/8"-16 x 1"
	G11091	6	Serrated Flange Nut, 3/8"-16
8	GA14079	1	L.H. Handrail
	G10305	4	Carriage Bolt, 3/8"-16 x 1"
	G11091	4	Serrated Flange Nut, 3/8"-16
9	GA14097	1	Front Handrail
	G10305	4	Carriage Bolt, 3/8"-16 x 1"
	G11091	4	Serrated Flange Nut, 3/8"-16
10	GD19972	2	Front Catwalk Mount Plate
	G10037	2	Hex Head Cap Screw, 1/2"-13 X 1 1/4"
	G10071	2	Serrated Flange Nut, 1/2"-13
	G10305	4	Carriage Bolt, 3/8"-16 x 1"
	G11091	4	Serrated Flange Nut, 3/8"-16

(IP1180)



ITEM	PART NO.	QTY.	DESCRIPTION
1	GA14097	1	Front Handrail
	G10305	4	Carriage Bolt, 3/8"-16 x 1"
	G11091	4	Serrated Flange Nut, 3/8"-16
2	---	-	See "ASD Tank Assembly (Prior to 2013 Production)" on page P89 See "ASD Tank Assembly (2013 Production and on)" on page P91
3	G10301	22	Carriage Bolt, 3/8"-16 x 1 1/2"
	G11091	22	Serrated Flange Nut, 3/8"-16
4	GD19972	2	Front Catwalk Mount Plate
	G10037	2	Hex Head Cap Screw, 1/2"-13 X 1 1/4"
	G10071	2	Serrated Flange Nut, 1/2"-13
	G10305	4	Carriage Bolt, 3/8"-16 x 1"
	G11091	4	Serrated Flange Nut, 3/8"-16

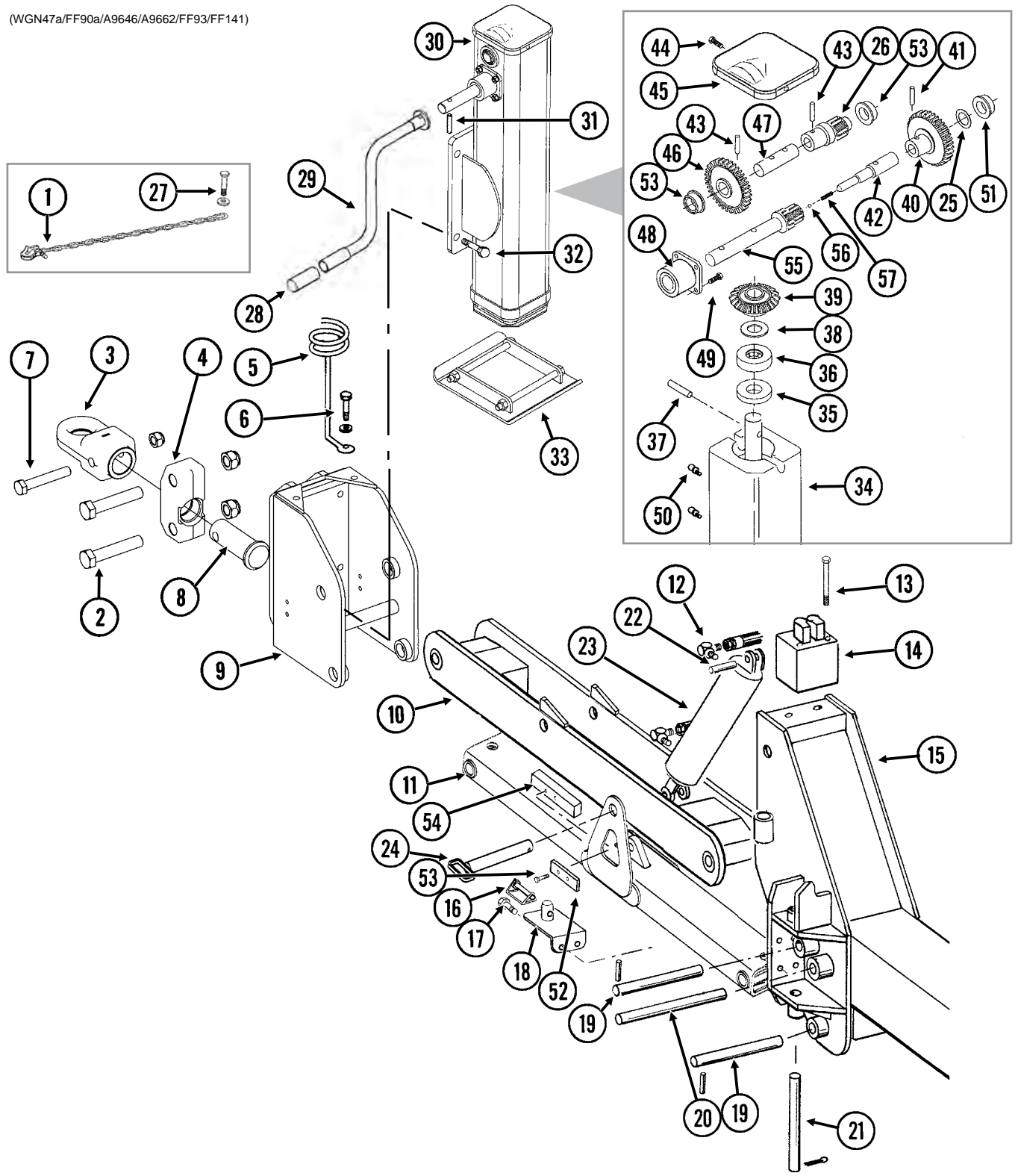
ITEM	PART NO.	QTY.	DESCRIPTION
5	GD19971	1	Rear Catwalk Mount Plate
	G10636	4	Carriage Bolt, 1/2"-13 x 1 1/2"
	G10071	4	Serrated Flange Nut, 1/2"-13
	G10305	6	Carriage Bolt, 3/8"-16 x 1"
	G11091	6	Serrated Flange Nut, 3/8"-16
6	GA14223	1	Rear L.H. Handrail
	G10305	4	Carriage Bolt, 3/8"-16 x 1"
	G11091	4	Serrated Flange Nut, 3/8"-16
7	GA14244	1	Rear Catwalk
8	GA14243	1	Ladder
	G10005	2	Hex Head Cap Screw, 5/8"-11 x 1 3/4"
	GB0218	2	Bushing, 2 1/32" I.D. x 7/8" O.D. x 1 9/32" Long
	G10107	2	Lock Nut, 5/8"-11
9	GA14241	1	Latch Handle
	G11387	2	Flat Washer, 3/8" SAE
	G10305	2	Carriage Bolt, 3/8"-16 x 1"
	G11091	2	Serrated Flange Nut, 3/8"-16
	G10451	1	Cotter Pin, 1/8" x 1"
	GA14240	1	Latch Mount
10	GD20252	1	Latch Stabilizer
	G10451	2	Cotter Pin, 1/8" x 1"
11	GA14242	1	Latch
	GD5857	1	Spring
	G10478	2	Clevis Pin, 5/16" x 1"
	G11391	2	Flat Washer, 5/8" SAE
	G10046	1	Hex Head Cap Screw, 5/8"-11 x 5"
	G10107	1	Lock Nut, 5/8"-11
	GD3180-32	1	Sleeve, 7/8" O.D. x 2 1/2"
12	GA14224	1	Front R.H. Handrail
	G10305	6	Carriage Bolt, 3/8"-16 x 1"
	G11091	6	Serrated Flange Nut, 3/8"-16
	G11091	6	Serrated Flange Nut, 3/8"-16
13	GD20356	1	Ladder Latch
	G10305	2	Carriage Bolt, 3/8"-16 x 1"
	G11091	2	Serrated Flange Nut, 3/8"-16
14	GA14246	1	Front Catwalk
15	GD20270	1	Latch Plate
	G10305	4	Carriage Bolt, 3/8"-16 x 1"
	G11091	4	Serrated Flange Nut, 3/8"-16
16	GD9542-05	1	Pin, 1 1/4" x 11 3/4"
	G10460	2	Cotter Pin, 1/4" x 2"
17	GA14225	1	Front L.H. Handrail
	G10305	6	Carriage Bolt, 3/8"-16 x 1"
	G11091	6	Serrated Flange Nut, 3/8"-16
18	GA14222	1	Rear R.H. Handrail
	G10305	4	Carriage Bolt, 3/8"-16 x 1"
	G11091	4	Serrated Flange Nut, 3/8"-16
19	GA14110	2	Hose Hanger
	G10001	8	Hex Head Cap Screw, 3/8"-16 x 1"
	G11091	8	Serrated Flange Nut, 3/8"-16



ITEM	PART NO.	QTY.	DESCRIPTION
1	GA14072	1	Step Bracket
2	GD20286	1	U-Bolt, 7" x 7" x 5/8"-11
	G10104	2	Hex Nut, 5/8"-11
	G10230	2	Lock Washer, 5/8"
3	GB0315	3	Step
4	GD2721	6	U-Bolt, 2" x 2" x 1/2"-13
	G10111	12	Lock Nut, 1/2"-13
	G11389	12	Flat Washer, 1/2" SAE

This page left blank intentionally.

(WGN47a/FF90a/A9646/A9662/FF93/FF141)

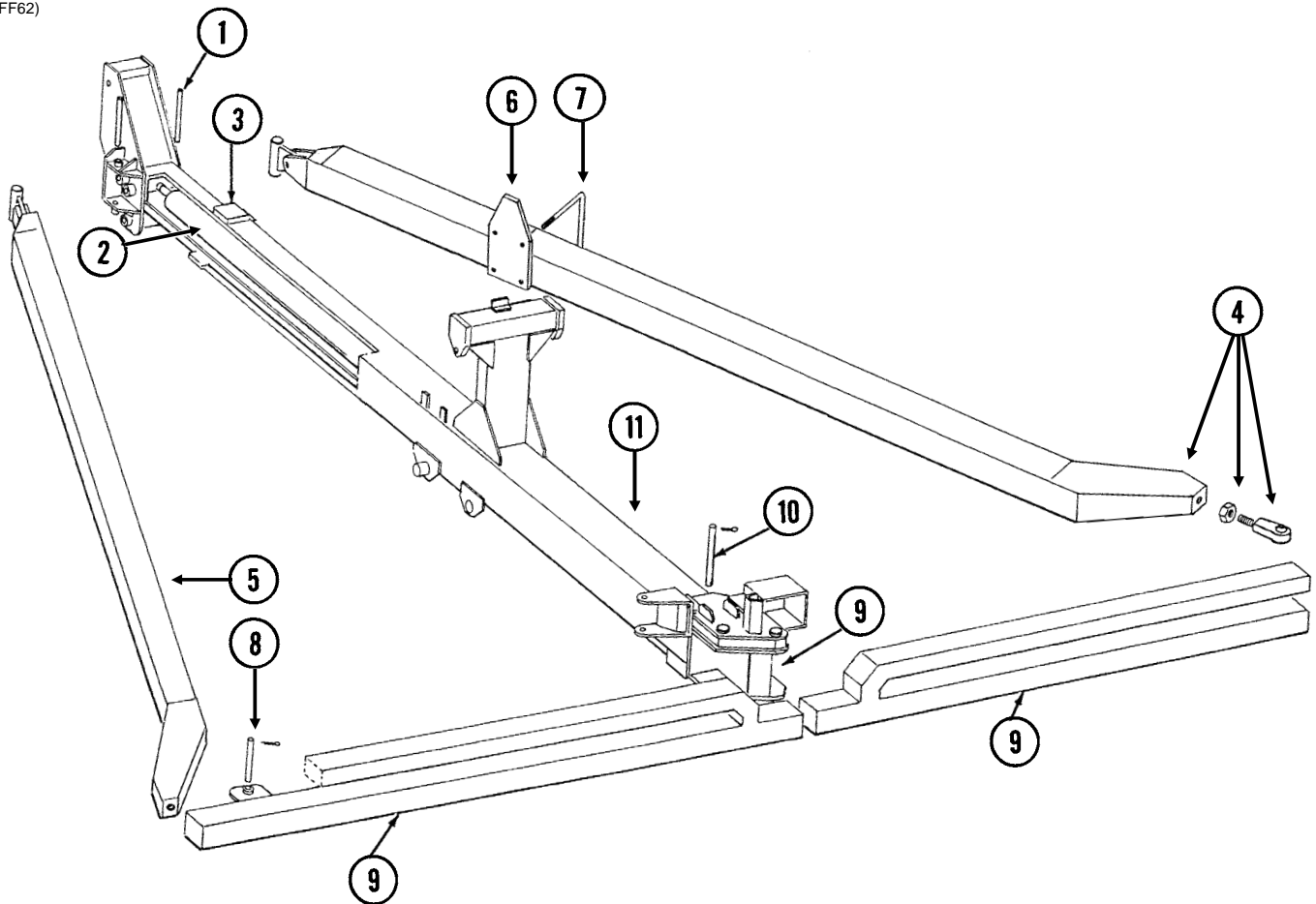


ITEM	PART NO.	QTY.	DESCRIPTION
1	GA9856 G1K413	- -	Safety Chain, 5/8" Safety Chain Repair Kit, Includes: (1) Hook, (1) Flat Washer, (1) Latch Pin, (1) Safety Latch, (1) Spring, (1) Retaining Ring
2	G10042 G10157	2 2	Hex Head Cap Screw, 1 1/4"-7 x 6 1/2" Lock Nut, 1 1/4"-7
3	GB0361	1	Single Clevis, Swivel Hitch
4	GA9526 G10643	1 -	Swivel Block W/Grease Fitting Grease Fitting, 45°, 1/4"-28
5	GD9349	1	Hose Holder
6	G10006 G10230 G11391 G10104	1 1 1 1	Hex Head Cap Screw, 5/8"-11 x 2 1/4" Lock Washer, 5/8" Flat Washer, 5/8" SAE (If Applicable) Hex Nut, 5/8"-11
7	G11186 G10396	2 2	Hex Head Cap Screw, 1"-8 x 6 1/2" Lock Nut, 1"-8
8	GD13377	1	Spindle
9	GA9459	1	Hitch Cap
10	GA9894 G10640	1 -	Upper Hitch Link W/Grease Fittings Grease Fitting, 1/4"-28
11	GA10043 G10640	1 -	Lower Hitch Link W/Grease Fittings Grease Fitting, 1/4"-28
12	G6801-08 GR1037	2 -	Elbow W/O-Ring, 90°, 3/4"-16 Male JIC To O-Ring O-Ring
13	G10756 G11387 G10108	2 2 2	Hex Head Cap Screw, 3/8"-16 x 6" Flat Washer, 3/8" SAE Lock Nut, 3/8"-16
14	---	-	See "Valve Block on Front Hitch" on page P173
15	---	-	See "Front Hitch Assembly (Rear Section)" on page P113
16	GD10705	1	Locking Clip Pin, 1/4" x 2 1/2"
17	G10019 G10232 G10106 G10004 G10108	2 2 2 2 2	Hex Head Cap Screw, 5/16"-18 x 1", 24 Row 30" and 36 Row 20" Lock Washer, 5/16", 24 Row 30" and 36 Row 20" Hex Nut, 5/16"-18, 24 Row 30" and 36 Row 20" Hex Head Cap Screw, 3/8"-18 x 1 1/4", 24 Row 20" and 24 Row 22" Lock Nut, 3/8"-16, 24 Row 20" and 24 Row 22"
18	GA9654 GA17460	1 -	Handle Mount, 24 Row 30" and 36 Row 20" Jack Handle Storage, 24 Row 20" and 24 Row 22"
19	GD9464-01 G10475	4 8	Pin, 1 1/2" x 1 1/4" Spring Pin, 1/4" x 2 1/4"
20	GD0671 G10460	1 2	Pin, 1 1/4" x 10 3/4" Cotter Pin, 1/4" x 2"
21	GD4014 G10460	2 4	Pin, 1 1/4" x 12" Cotter Pin, 1/4" x 2"
22	GR0717 GR0193	2 -	Pin W/Clip Hair Pin Clip
23	---	-	See "Hitch Paralled Linkage Cylinder" on page P166
24	GA6813 GD14217	1 1	Parallel Linkage Lock Pin Tab Lock Pin, 7/16" x 1 1/2"
25	G11032	1	Shim
26	GD13605	1	Output Spur Gear
27	G10494 GD21307 G10157	1 1 1	Hex Head Cap Screw, 1 1/4"-7 x 3 1/2" Washer, 3 3/4" Lock Nut, 1 1/4"-7
28	G11012	1	Cover

Continued on the next page.

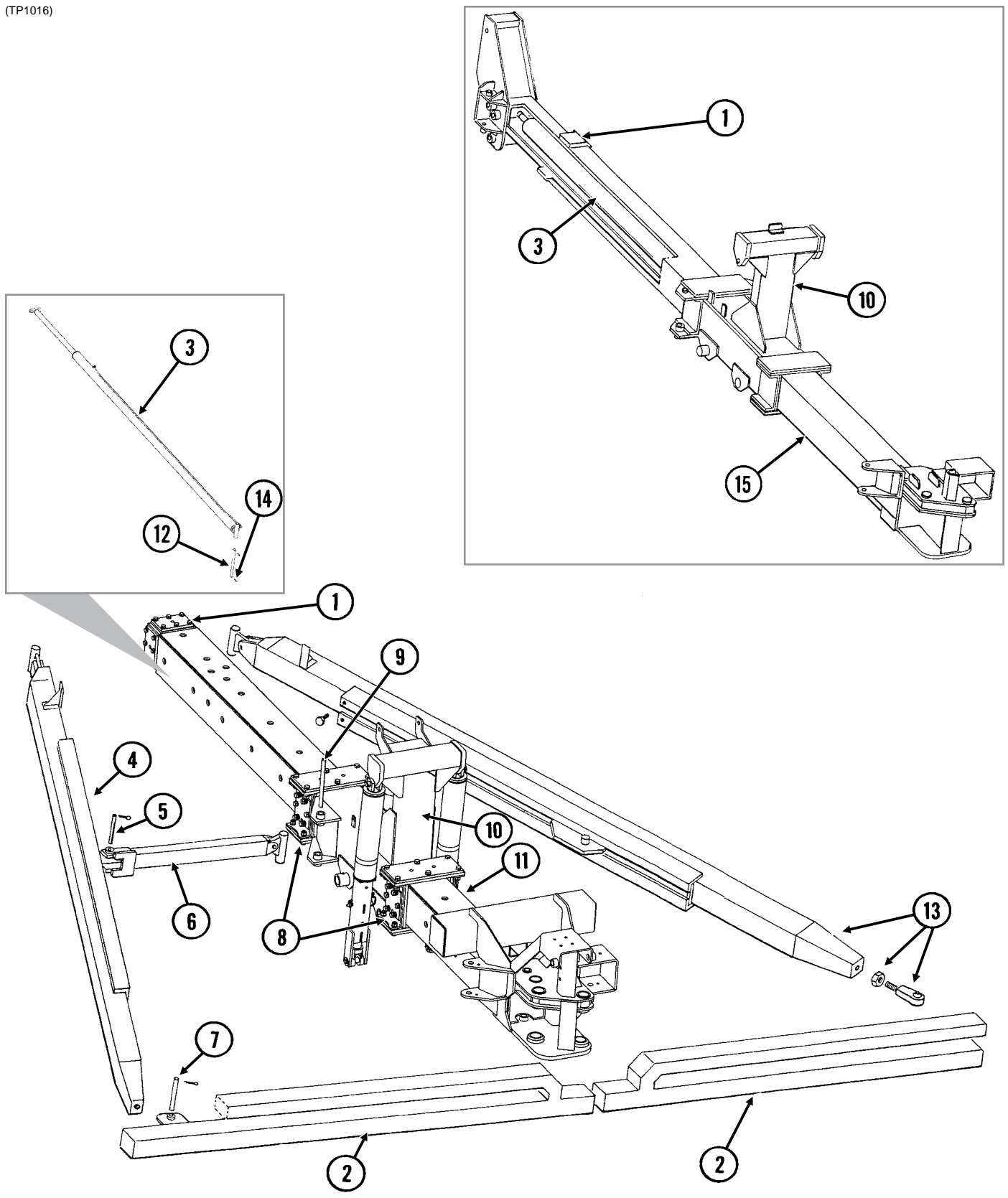
ITEM	PART NO.	QTY.	DESCRIPTION
29	GA9655	1	Handle
30	GA9646	1	2-Speed Jack Assembly, Less Handle And Foot Assembly
31	G11076	1	Spring Pin, M10 x 50 (Metric)
32	G10006	4	Hex Head Cap Screw, 5/8"-11 x 2 1/4"
	G10230	4	Lock Washer, 5/8"
	G10104	4	Hex Nut, 5/8"-11
33	GA9662	1	Jack Foot Assembly W/Hardware
	G11034	-	Hex Head Cap Screw, 1/2"-13 x 7"
	G10111	-	Lock Nut, 1/2"-13
34	GA9663	1	Lower Leg Assembly
35	GD13598	1	Collar
36	GA9665	1	Thrust Bearing
37	G10840	1	Dowel Pin, 3/8" x 1 3/4"
38	GD13600	1	Thrust Washer
39	GD13601	1	Bevel Gear
40	GD13602	1	Output Cluster Gear
41	G11030	1	Spring Pin, 3/8" x 1 3/4"
42	GD13603	1	Output Shaft
43	G11031	2	Spring Pin, 5/16" x 1 1/2"
44	G10960	2	Flanged Whiz-Lock Screw, 1/4"-20 x 5/8", No Serration
45	GD13607	1	Cover
46	GD13606	1	Input Spur Gear
47	GD13608	1	Output Shaft
48	GA14992	1	Shaft Housing Assembly
49	G10019	4	Hex Head Cap Screw, 5/16"-18 x 1"
	G10109	4	Lock Nut, 5/16"-18, Grade 8
50	G10641	2	Grease Fitting, 1/8" NPT
51	GD13604	3	Bushing
52	GD15785	2	Mount, 1 1/2" x 5 1/2"
53	G10017	4	Hex Head Cap Screw, 1/2"-13 x 1 1/2"
	G10228	4	Lock Washer, 1/2"
54	GD15787	2	Stop Block, 1 1/2" x 8"
55	GD13611	1	Input Shaft
56	GD13609	2	Detent Ball
57	GD13610	1	Detent Spring
A	GA9504	-	2-Speed Jack/Mount Sub-Assembly (Items 2-9, 30, 31 And 33)
B	G7786x	-	Safety Chain Package (Items: 1 and 27)

(FF62)



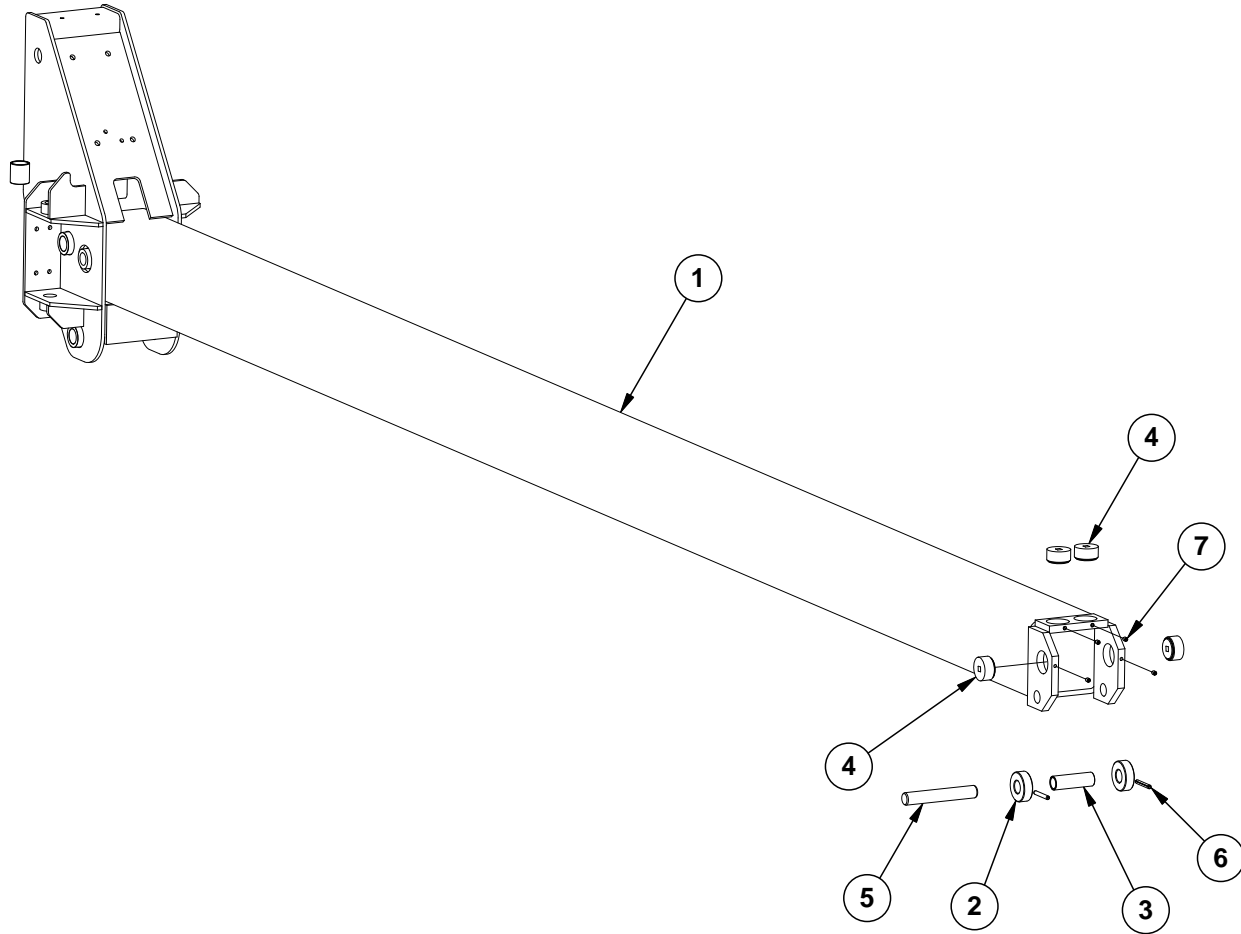
ITEM	PART NO.	QTY.	DESCRIPTION
1	---	-	See "Front Hitch Assembly/Safety Chain" on page P107
2	---	-	See "Tongue Cylinder, 24 Row 20" and 24 Row 22" on page P170
3	---	-	See "Front Wear Pads" on page P114
4	GA16842 GD10230 G10831 GA6660	1 - - -	R.H. Draft Link W/Split Locking Nut, Socket Head Screw And Joint Split Locking Nut, 2"-12, Grade 2 Socket Head Screw, 1/4"-20 x 5/8" Joint
5	GA16841 GD10230 G10831 GA6660	1 - - -	L.H. Draft Link W/Split Locking Nut, Socket Head Screw And Joint Split Locking Nut, 2"-12, Grade 2 Socket Head Screw, 1/4"-20 x 5/8" Joint
6	GA7490	2	Stop
7	GD1113 G10230 G10104	4 8 4	U-Bolt, 5" x 7" x 5/8"-11 Lock Washer, 5/8" Hex Nut, 5/8"-11
8	GD3421 G10460	2 4	Pin, 1 1/4" x 8 3/4" Cotter Pin, 1/4" x 2"
9	---	-	See "Hinge and Wing Assemblies" on page P122
10	GD5506 G10460	1 2	Pin, 1 1/4" x 16" Cotter Pin, 1/4" x 2"
11	A7473	1	Rear Hitch (Non-Stock Item)

(TP1016)



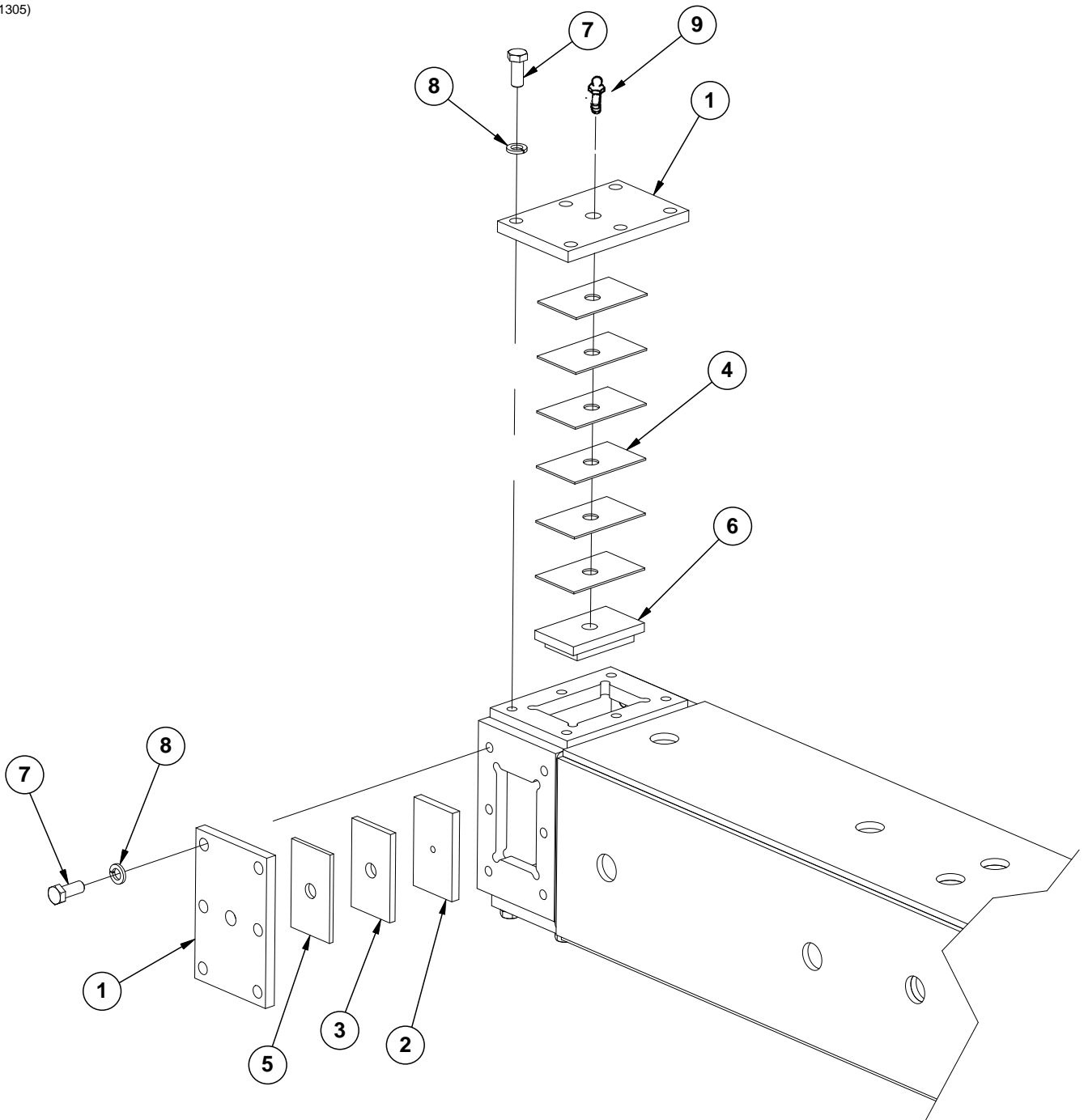
ITEM	PART NO.	QTY.	DESCRIPTION
1	---	-	See "Front Wear Pads" on page P114
2	---	-	See "Hinge and Wing Assemblies" on page P121
3	---	-	See "Tongue Cylinder, 24 Row 30" and 36 Row 20"" on page P171
4	GA7453 GD10230 G10831 GA6660 GA6649	1 - - -	L.H. Draft Link W/Split Locking Nut, Socket Head Screw And Joint Split Locking Nut, 2"-12, Grade 2 Hex Socket Head Screw, 1/4"-20 x 5/8" Joint Axle Link Slide
5	GD9542-03 G10460	2 4	Pin, 1 1/4" x 6 1/8" Cotter Pin, 1/4" x 2"
6	GA6654	2	Axle Link
7	GD3421 G10460	2 4	Pin, 1 1/4" x 8 3/4" Cotter Pin, 1/4" x 2"
8	---	-	See "Tower Assembly, 24 Row 30" and 36 Row 20"" on page P117
9	GD9542-04 G10460	2 4	Pin, 1 1/4" x 15" Cotter Pin, 1/4" x 2"
10	---	-	See "Tower Assembly, 24 Row 30" and 36 Row 20"" on page P117
11	A14702	1	Rear Hitch (See item 15 for 24 Row 70cm machines) (Non-Stock Item)
12	GD5506 G10460	1 2	Pin, 1 1/4" x 16" Cotter Pin, 1/4" x 2"
13	GA7454 GD10230 G10831 GA6660 GA6649	1 - - - -	R.H. Draft Link W/Split Locking Nut, Socket Head Screw And Joint Split Locking Nut, 2"-12, Grade 2 Hex Socket Head Screw, 1/4"-20 x 5/8" Joint Axle Link Slide
14	G10460	2	Cotter Pin, 1/4" x 2"
15	A12535		Rear Hitch (24 Row 70cm only) (Non-Stock Item)

(IP1306)



ITEM	PART NO.	QTY.	DESCRIPTION
1	A14700	1	Front Hitch, 199 5/8" (Non-Stock Item) , 24 Row 30"
	A8973	1	Front Hitch, 166 5/8" (Non-Stock Item) , 24 Row 20"
2	GD9366	2	Roller
3	GD9367	1	Sleeve
4	GD21000	4	Bronze Adjusting Plug
5	GD9362	1	Mounting Pin
6	G10769	2	Spring Pin, 3/8" x 2 3/4"
7	G10760	4	Hex Socket Set Screw, 3/8"-16 x 1/2"

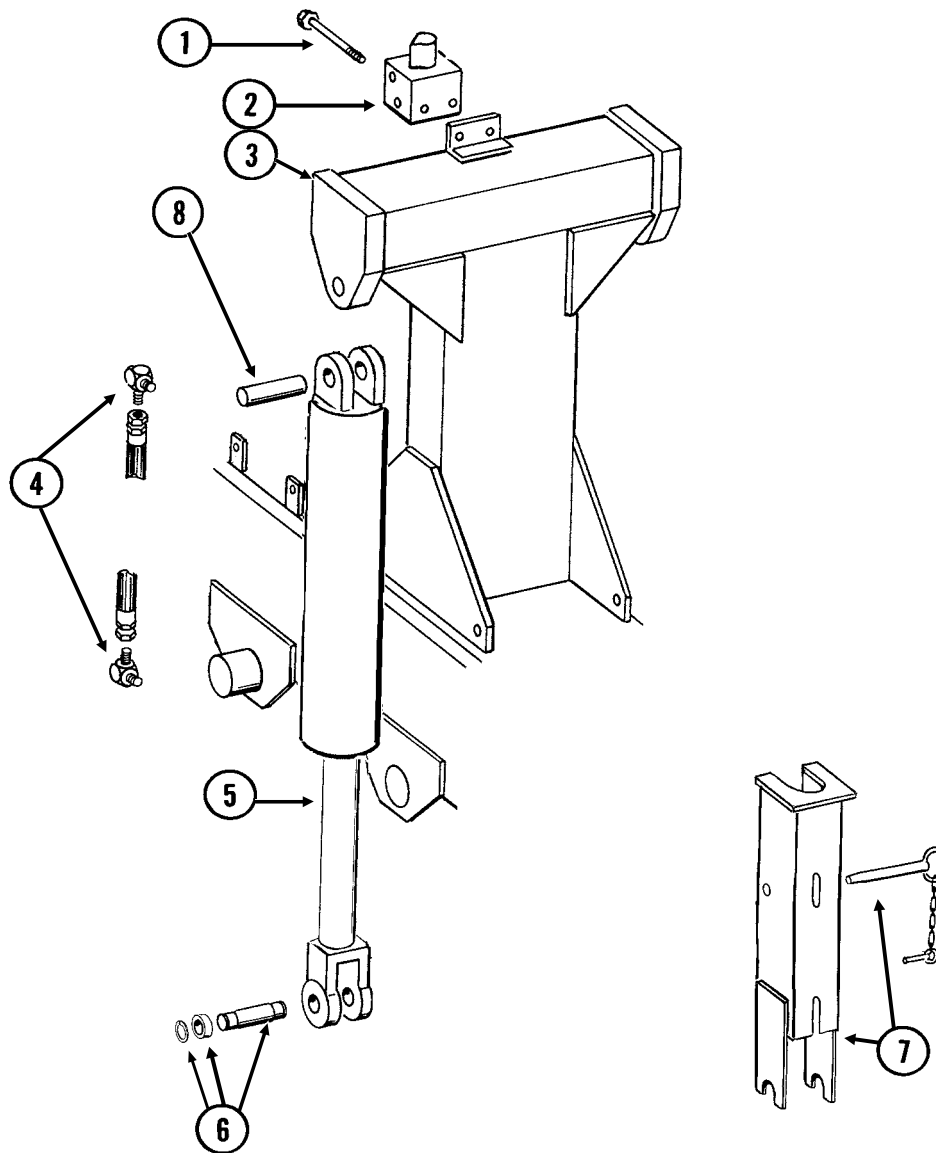
(IP1305)



ITEM	PART NO.	QTY.	DESCRIPTION
1	GD9467	4	Cap
2	GD9468	2	Bearing Pad
3	GD9465	2	Shim, 3/8"
4	GD9498	12	Shim, 12 Gauge
5	GD10981	2	Shim, 1/4" (As Required)
6	GA6655	2	Retainer Pad
7	G10007	24	Hex Head Cap Screw, 5/8"-11 x 1 1/2"
8	G10230	24	Lock Washer, 5/8"
9	G10763	4	Grease Fitting, Extended, 1/8"-27

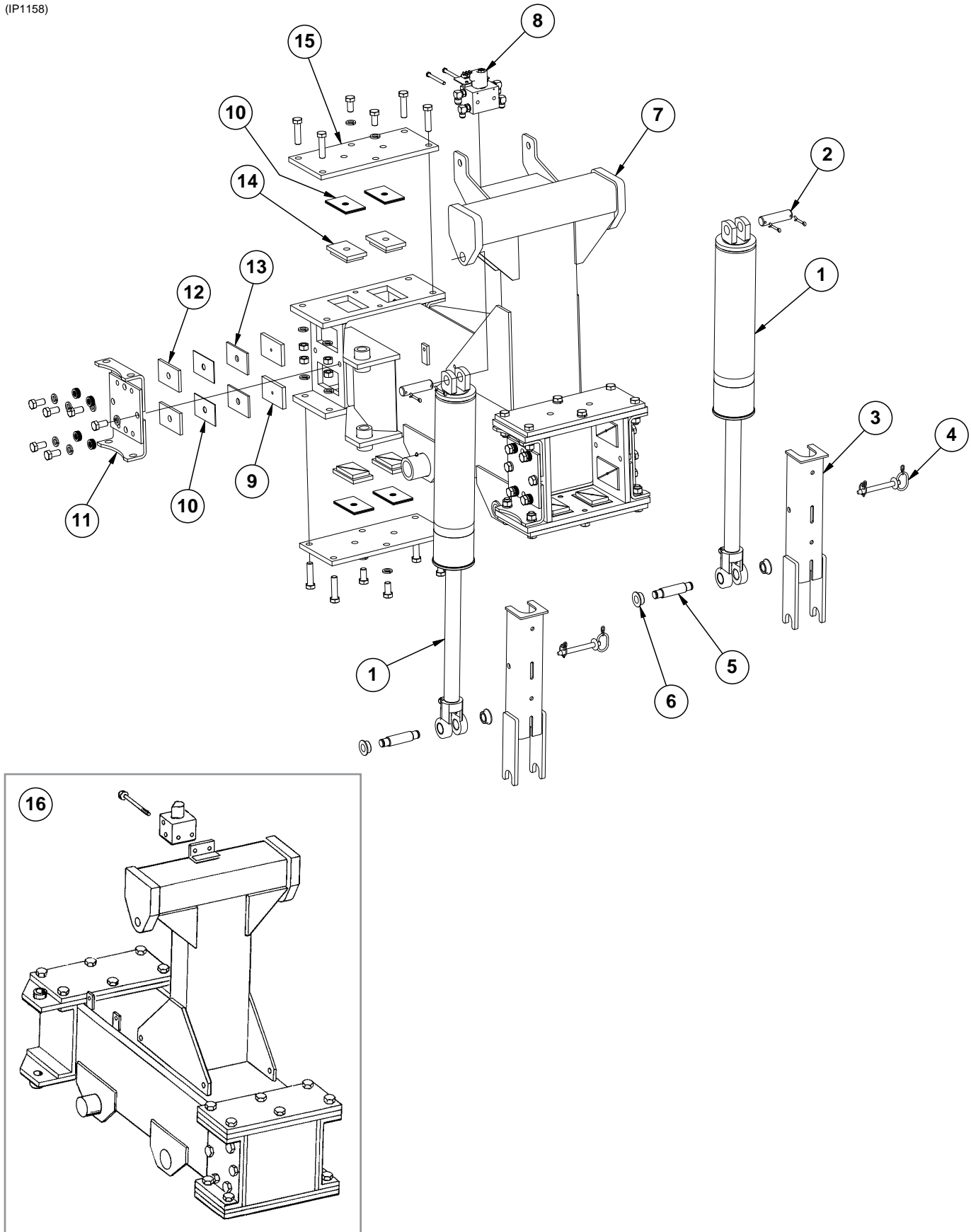
This page left blank intentionally.

(FF63b)



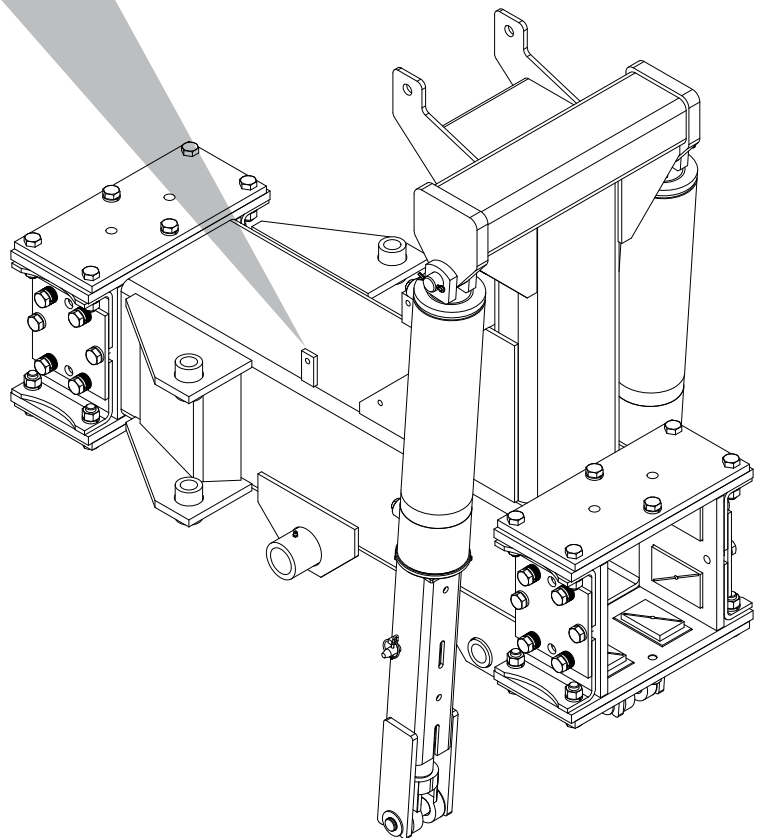
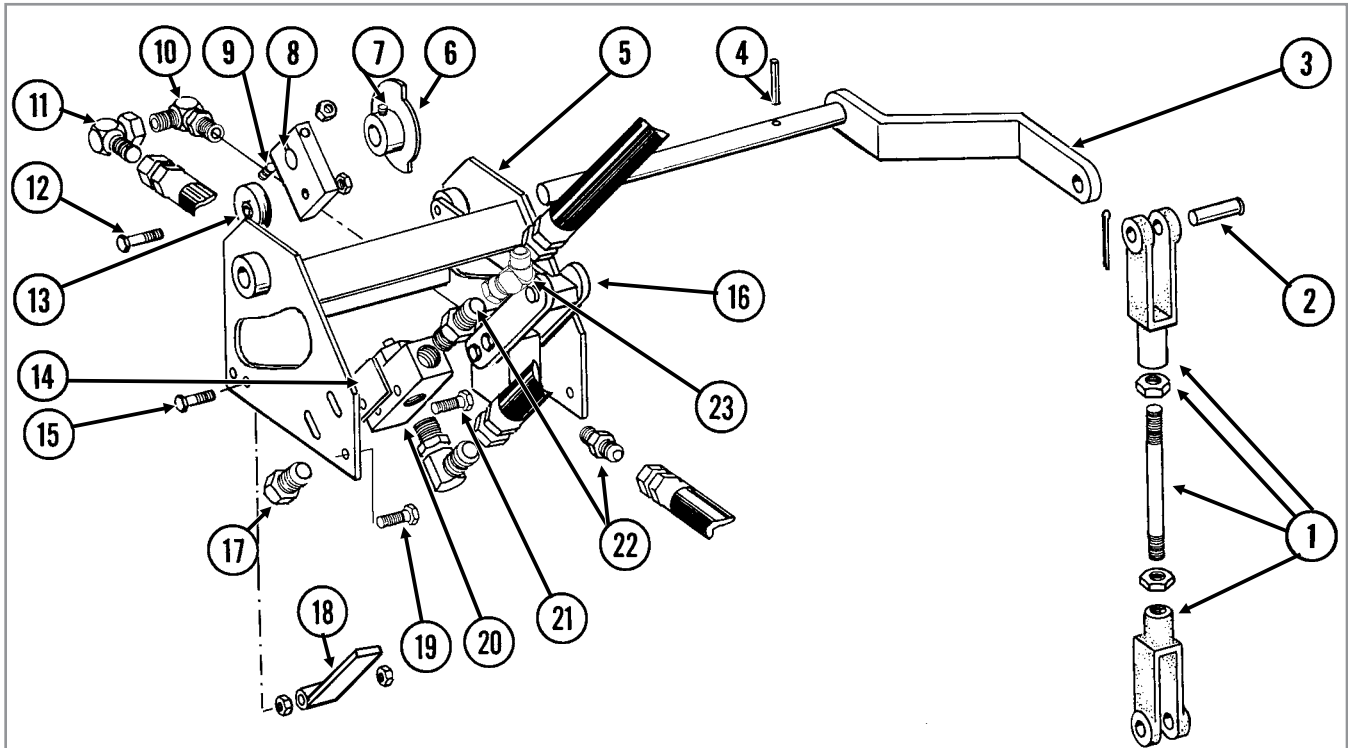
ITEM	PART NO.	QTY.	DESCRIPTION
1	G10326	2	Hex Head Cap Screw, 3/8"-16 x 3 3/4"
	G10229	2	Lock Washer, 3/8"
	G10101	2	Hex Nut, 3/8"-16
2	---	-	See "Valve Block on Tower Assembly" on page P174
3	---	-	See "Hitch and Linkage Assembly, 24 Row 20" and 24 Row 22" on page P110
4	G6801-08	4	Elbow W/O-Ring, 90°, 3/4"-16 Male JIC To O-Ring
	GR1037	-	O-Ring
5	---	-	See "Slave Cylinders" on page P165
6	GD12545	2	Pin, 1 1/4" x 5 1/2"
	GD12535	4	Special Bushing, 2" O.D. x 1" I.D. x 3/4" Long
	G10982	4	HD External Retaining Ring, 1"
7	GA8971	1	Cylinder Lockup Bracket W/Pin Assembly
	GA8312	-	Pin W/Lynch Pin, 5 1/2"
8	GD12585	2	Pin, 1 1/4" x 4 1/2"
	G10460	4	Cotter Pin, 1/4" x 2"

(IP1158)



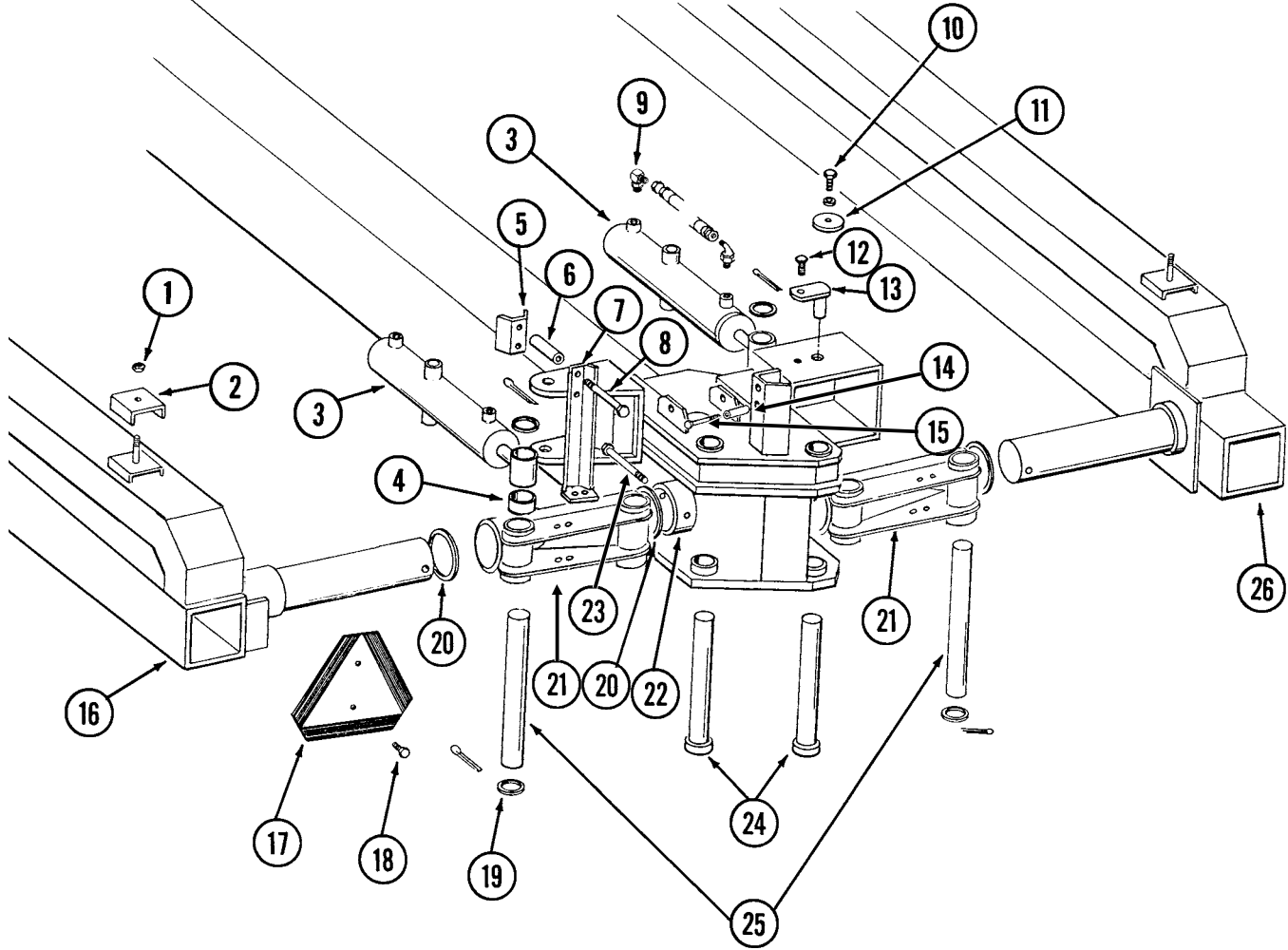
ITEM	PART NO.	QTY.	DESCRIPTION
1	---	2	See "Slave Cylinders" on page P165
2	GD12585	2	Pin, 1¼" x 4½"
	G10460	4	Cotter Pin, ¼" x 2"
3	GA8971	2	Cylinder Lockup Bracket W/Pin Assembly
	GA8963	1	Cylinder Lockup
4	GA8312	1	Pin W/Lynch Pin, 5½"
5	GD12545	2	Pin, 1¼" x 5½"
	G10982	4	HD External Retaining Ring, 1"
6	GD12535	4	Special Bushing, 2" O.D. x 1" I.D. x ¾" Long
7	A14022	1	Axle Mount (See Item 16 For 24 Row 70cm machine) (Non-Stock Item)
8	---	1	See "Valve Block on Tower Assembly" on page P174
	G10324	2	Hex Head Cap Screw, ⅜"-16 x 3¾"
9	GD9468	8	Bearing Pad
10	GD9498	32	Shim, 12 Gauge
11	GA12595	4	Retainer
	G10231	24	Lock Washer, ¾"
	G10215	112	Machine Bushing, ¾", 14 Gauge
	G10025	24	Hex Head Cap Screw, ¾"-10 x 1½"
12	GD9465	8	Shim, ⅝"
13	GD10981	8	Shim, ¼"
14	GA6655	8	Retainer Pad
15	GD18328	4	Retainer, 8" x 18¾"
	G10763	16	Grease Fitting, Extended, ⅛"-27
	G10105	16	Hex Nut, ¾"-10
	G10028	16	Hex Head Cap Screw, ¾"-10 x 3"
	G10231	24	Lock Washer, ¾"
	G10025	8	Hex Head Cap Screw, ¾"-10 x 1½"
16	A12531	-	Axle Mount (24 Row 70cm only) (Non-Stock Item)

(FF8g)



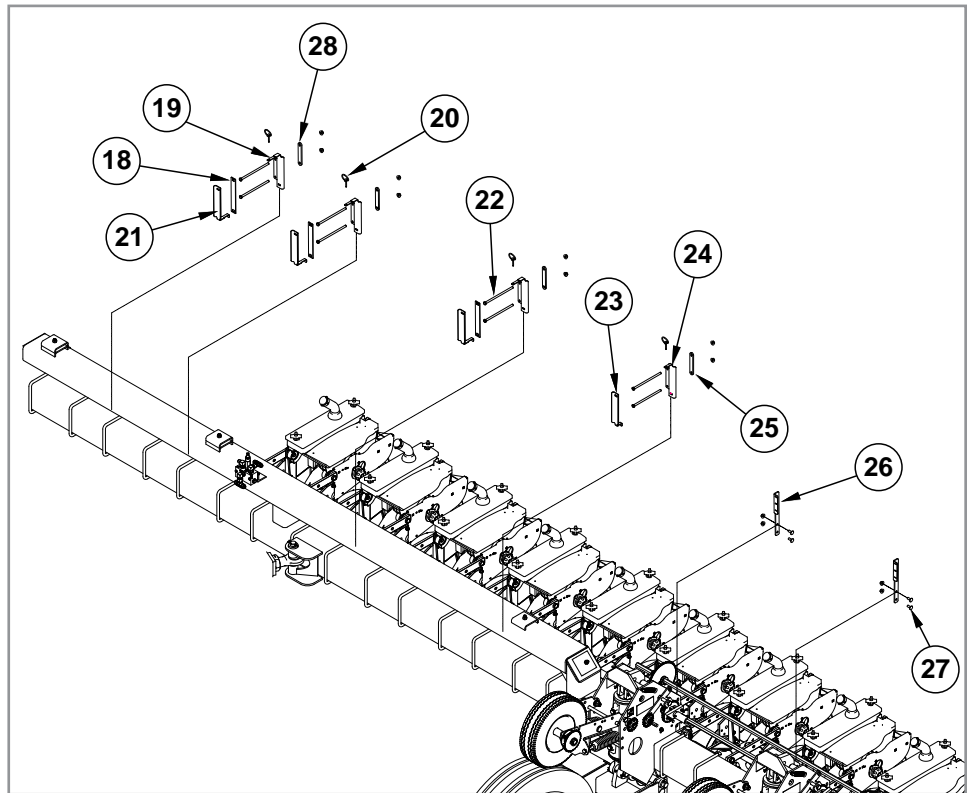
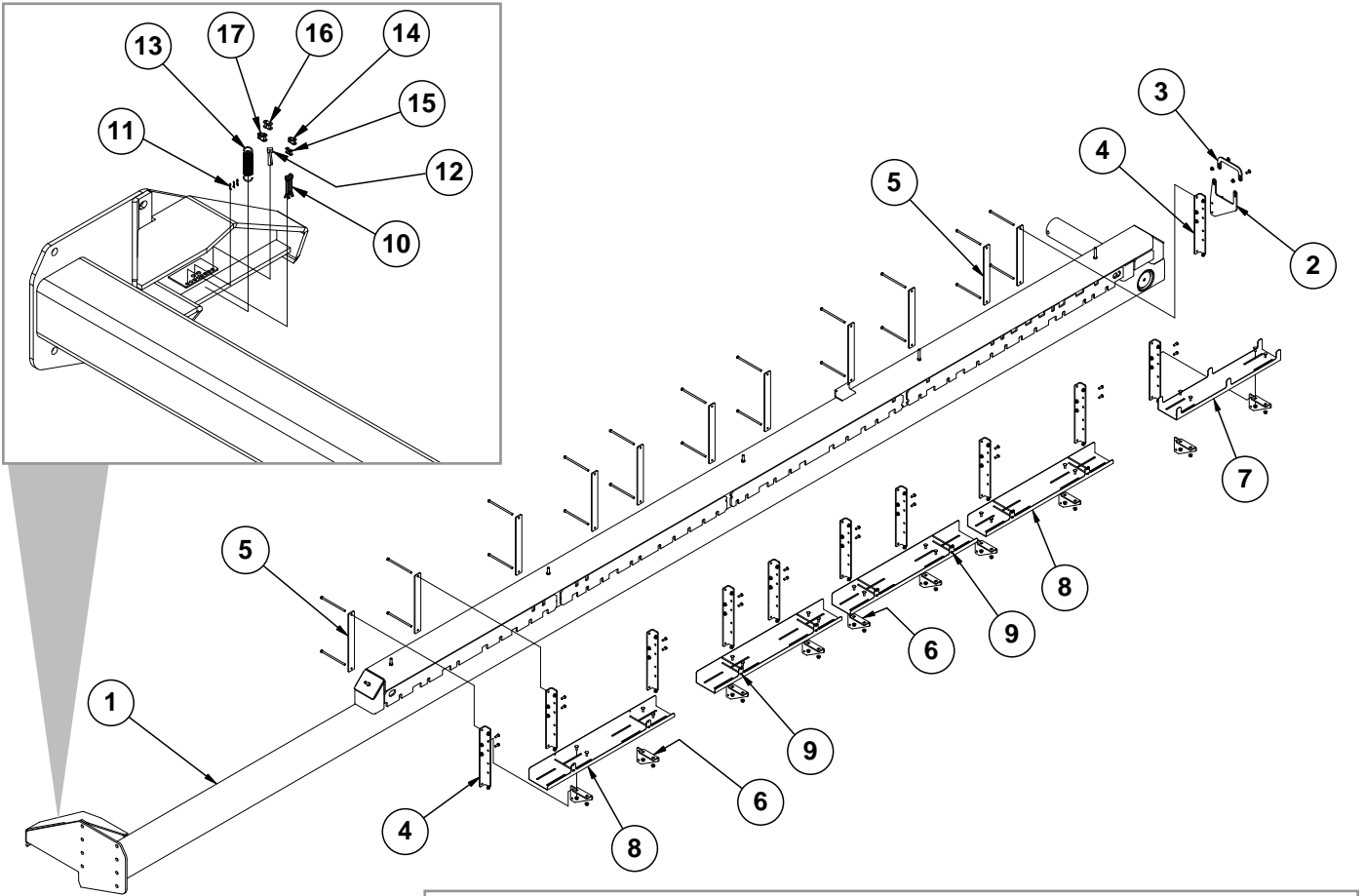
ITEM	PART NO.	QTY.	DESCRIPTION
1	GA6646	1	Rod Assembly
	GD8218	-	Yoke
	GD9499	-	Stud
	G10104	-	Hex Nut, 5/8"-11
2	G10560	2	Clevis Pin, 1/2" x 1 3/4"
	G10451	2	Cotter Pin, 1/8" x 1"
3	GA6685	1	Cam Activator
4	G10606	1	Spring Pin, 1/4" x 2"
5	GA6687	1	Housing
6	GA6686	1	Cam
7	G10120	2	Hex Socket Set Screw, 3/8"-16 x 1/2"
8	GD9511	1	Detent Arm
9	G10048	1	Hex Head Cap Screw, 3/8"-16 x 2"
	G10108	1	Lock Nut, 3/8"-16
10	G6801-10-08	1	Elbow W/O-Ring, 90°, 7/8"-14 Male JIC To 3/4"-16 O-Ring
	GR1037	-	O-Ring
11	G6500-10	1	Swivel Elbow, 90°, 7/8"-14 Male JIC To Female
12	G10009	1	Hex Head Cap Screw, 5/8"-11 x 2 1/2"
	G10107	1	Lock Nut, 5/8"-11
13	GA2014	1	Bearing
14	GD10714	-	Spacer
15	G10048	1	Hex Head Cap Screw, 3/8"-16 x 2"
	G10101	2	Hex Nut, 3/8"-16
16	---	-	See "Detent Lever Valve" on page P180
17	G6408-08	1	Plug W/O-Ring, 3/4"-16 O-Ring
	GR1037	-	O-Ring
18	GA7153	1	Stroke Limiter Arm (If Applicable)
19	G10004	4	Hex Head Cap Screw, 3/8"-16 x 1 1/4"
	G10229	4	Lock Washer, 3/8"
	G10101	4	Hex Nut, 3/8"-16
20	---	-	See "Stroke Limiter Valve" on page P181
21	G10069	2	Hex Head Cap Screw, 5/16"-18 x 2 1/4"
	G10109	2	Lock Nut, 5/16"-18
	G11386	2	Flat Washer, 5/16" SAE
22	G6400-10-08	1	Connector W/O-Ring, 7/8"-14 Male JIC To 3/4"-16 O-Ring
	GR1037	-	O-Ring
23	G6502-10	-	Swivel Elbow, 45°, 7/8"-14 Male JIC To Female

PFA062/PFA052(FF9c)



ITEM	PART NO.	QTY.	DESCRIPTION
1	G10111	-	Lock Nut, 1/2"-13
2	GD0740	18	Hose Clamp, 3/4" x 4" x 3 1/2"
	GD0776	2	Hose Clamp, 3/4" x 2" x 2 1/2"
3	---	-	See "Helper Cylinder, All Sizes" on page P169
4	GD9727	2	Spacer
5	GD9361	2	Hose Guide
6	GD3180-13	4	Sleeve, 5/8" I.D. x 7/8" O.D. x 4" Long
7	GA6640	1	Bracket
8	G10011	2	Hex Head Cap Screw, 5/8"-11 x 5 1/2"
	G10230	2	Lock Washer, 5/8"
	G10104	2	Hex Nut, 5/8"-11
9	G6801-06-08	4	Elbow W/O-Ring, 90°, 9/16"-18 Male JIC To 3/4"-16 O-Ring
	GR1037	-	O-Ring
10	G10026	2	Hex Head Cap Screw, 3/4"-10 x 2"
	G10231	2	Lock Washer, 3/4"
11	GD9516	2	Pivot Washer
12	G10017	4	Hex Head Cap Screw, 1/2"-13 x 1 1/2"
	G10228	4	Lock Washer, 1/2"
	G10102	4	Hex Nut, 1/2"-13
13	GA6761	4	Pin
14	GD3180-06	2	Sleeve, 5/8" I.D. x 7/8" O.D. x 1 3/4" Long
15	G10013	2	Hex Head Cap Screw, 5/8"-11 x 3 1/2"
	G10036	-	Hex Head Cap Screw, 5/8"-11 x 4"
	G10230	2	Lock Washer, 5/8"
	G10104	2	Hex Nut, 5/8"-11
16	GA9031	1	See "Wing Frame, 24 Row" on page P123 See "Wing Frame, 36 Row 20" on page P125
17	GD2199	1	SMV Sign
18	G10022	2	Hex Head Cap Screw, 1/4"-20 x 1/2"
	G10227	2	Lock Washer, 1/4"
	G10103	2	Hex Nut, 1/4"-20
19	G10360	4	Machine Bushing, 2 1/2", 10 Gauge
20	GD9462	6	Washer
21	GA8138	-	Knuckle
	G10640	3	Grease Fitting, 1/4"-28
22	GD9463	2	Washer
23	G10057	2	Hex Head Cap Screw, 3/4"-10 x 7"
	G10231	2	Lock Washer, 3/4"
	G10105	2	Hex Nut, 3/4"-10
24	GA8994	-	Vertical Pin
	G10360	-	Machine Bushing, 2 1/2", 10 Gauge (As Required)
	G10359	-	Machine Bushing, 2 1/2", 18 Gauge (As Required)
	GD12692	-	Pin, 3/8" x 3 1/2"
25	GD9726	2	Pin, 2 1/2" x 13 1/8"
	G10461	4	Cotter Pin, 3/8" x 3"
26	GA9032	1	See "Wing Frame, 24 Row" on page P123 See "Wing Frame, 36 Row 20" on page P125

(IP1165)

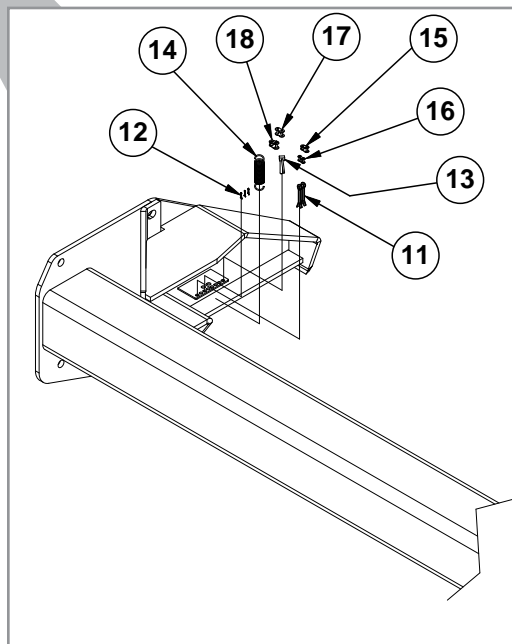
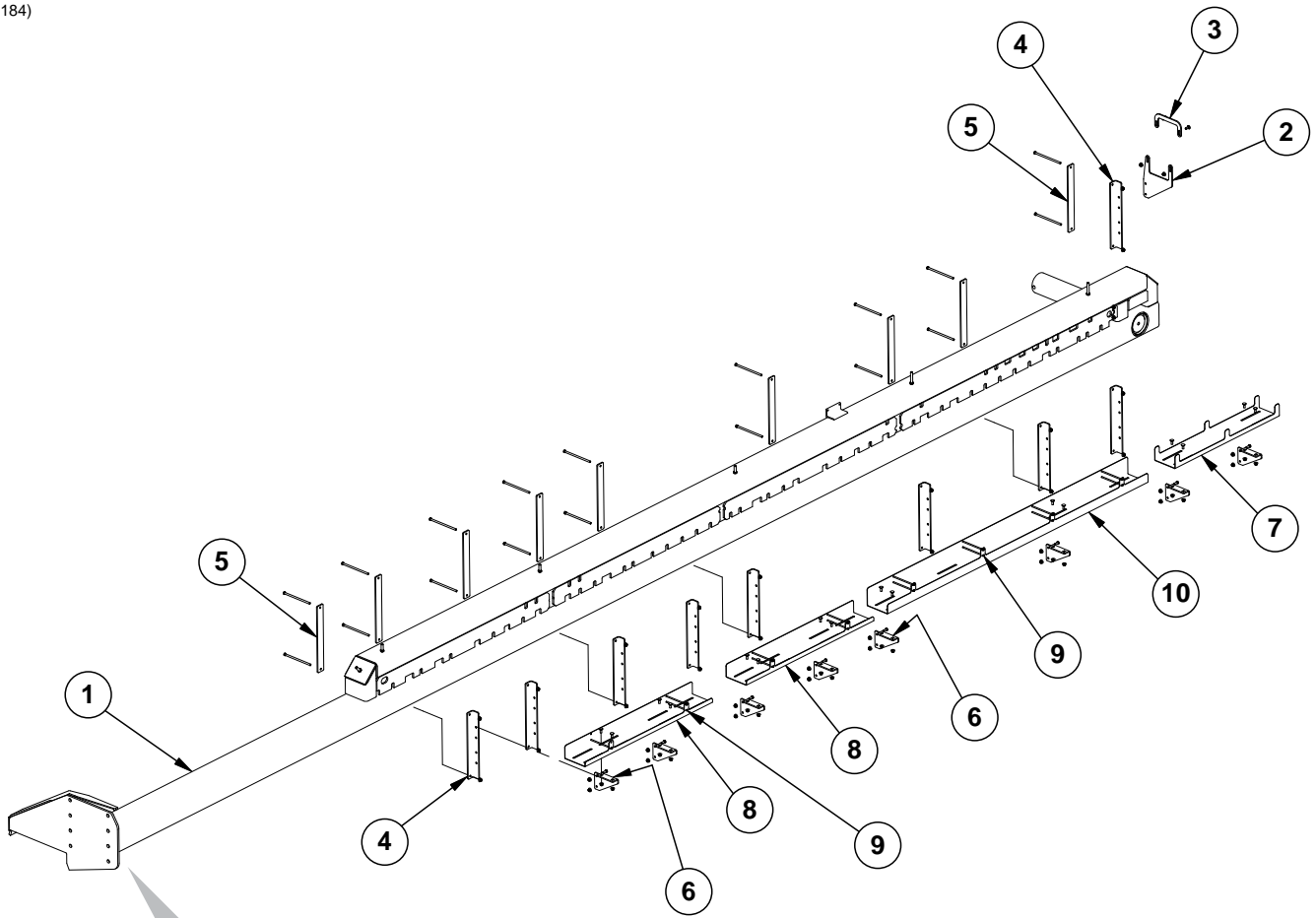


ITEM	PART NO.	QTY.	DESCRIPTION
1	GA9031	1	L.H. Wing, 360", 24 Row 30" (Shown)
	GA9032	1	R.H. Wing, 357", 24 Row 30"
	GA16916	-	R.H. Wing, 267", 24 Row 22"
	GA8847	-	L.H. Wing, 270 $\frac{3}{8}$ ", 24 Row 22"
	GA16914	-	R.H. Wing, 243", 24 Row 20"
	GA7459	-	L.H. Wing, 246 $\frac{3}{8}$ ", 24 Row 20"
*2	GD20113	1	Center Seed Hose Bracket
	G10001	2	Hex Head Cap Screw, $\frac{3}{8}$ "-16 x 1"
	G11091	2	Serrated Flange Nut, $\frac{3}{8}$ "-16
*3	GD20115	1	Center Bracket
	G10305	2	Carriage Bolt, $\frac{3}{8}$ "-16 x 1"
	G11091	2	Serrated Flange Nut, $\frac{3}{8}$ "-16
*4	GD20062	11	Manifold Support
*5	GD20091	11	Front Mount Plate
	G10686	22	Hex Head Cap Screw, $\frac{3}{8}$ "-16 x 8"
	G11091	22	Serrated Flange Nut, $\frac{3}{8}$ "-16
*6	GD20119	10	Hose Tray Support Bracket
	G10001	20	Hex Head Cap Screw, $\frac{3}{8}$ "-16 x 1"
	G11091	20	Serrated Flange Nut, $\frac{3}{8}$ "-16
*7	GD20063	1	Front Hose Tray
	G10305	4	Carriage Bolt, $\frac{3}{8}$ "-16 x 1"
	G11091	4	Serrated Flange Nut, $\frac{3}{8}$ "-16
*8	GD20174	4	End Hose Tray
	G10305	16	Carriage Bolt, $\frac{3}{8}$ "-16 x 1"
	G11091	16	Serrated Flange Nut, $\frac{3}{8}$ "-16
*9	GD20069	14	Pin, $\frac{1}{4}$ " x 7"
	G10669	28	Hair Pin Clip, No. 22
10	G10460	2	Cotter Pin, $\frac{1}{4}$ " x 2" (Toolbox)
	G10670	3	Hair Pin Clip, No. 3 (Toolbox)
11	G10455	3	Cotter Pin, $\frac{1}{16}$ " x $\frac{1}{2}$ " (Toolbox)
	G10478	2	Clevis Pin, $\frac{9}{16}$ " x 1" (Toolbox)
12	GD2558	1	Lynch Pin, $\frac{1}{4}$ " (Toolbox)
	G10821	3	Clevis Pin, $\frac{9}{16}$ " x 2" (Toolbox)
13	GD5857	1	Spring (Toolbox)
14	GR0201	1	Offset Link, No. 41 (Toolbox)
15	GR0196	1	Connector Link, No. 41 (Toolbox)
16	GR0912	1	Connector Link, No. 40 (Toolbox)
17	GR0911	1	Offset Link, No. 40 (Toolbox)
**18	GD24299	-	Separator Plate
**19	GD24147	-	Double Wide Base Holder
**20	GD5625	-	Lynch Pin, $\frac{3}{16}$ "
**21	GD26145	-	Short Double Wide Hose Holder
**22	G10686	-	Hex Head Cap Screw, $\frac{3}{8}$ "-16 x 8"
	G11091	-	Serrated Flange Nut, $\frac{3}{8}$ "-16
**23	GD20595	-	Hose Holder Short Mount
**24	GD24297	-	Holder Base
**25	GD23768	-	Bracket Mount
**26	GD20114	-	Seed Hose Support Bracket
**27	G10305	-	Carriage Bolt, $\frac{3}{8}$ "-16 x 1"
	G11091	-	Serrated Flange Nut, $\frac{3}{8}$ "-16
**28	GD23768	-	Bracket Mount

*Items 2-9 are for 24 Row 30" ASD models only.

**Items 18-28 are for 24 Row 20" and 24 Row 22" ASD models only.

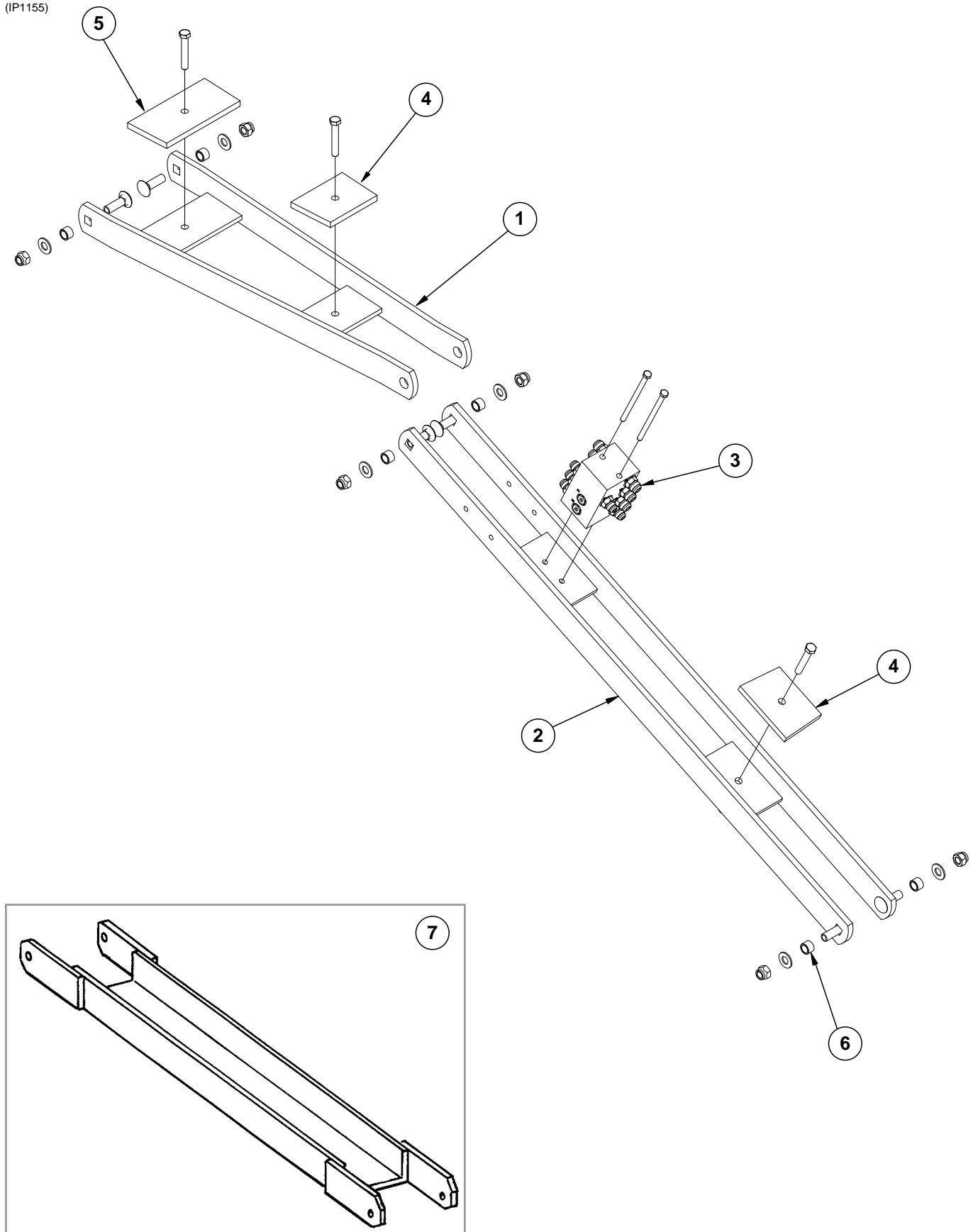
(IP1184)



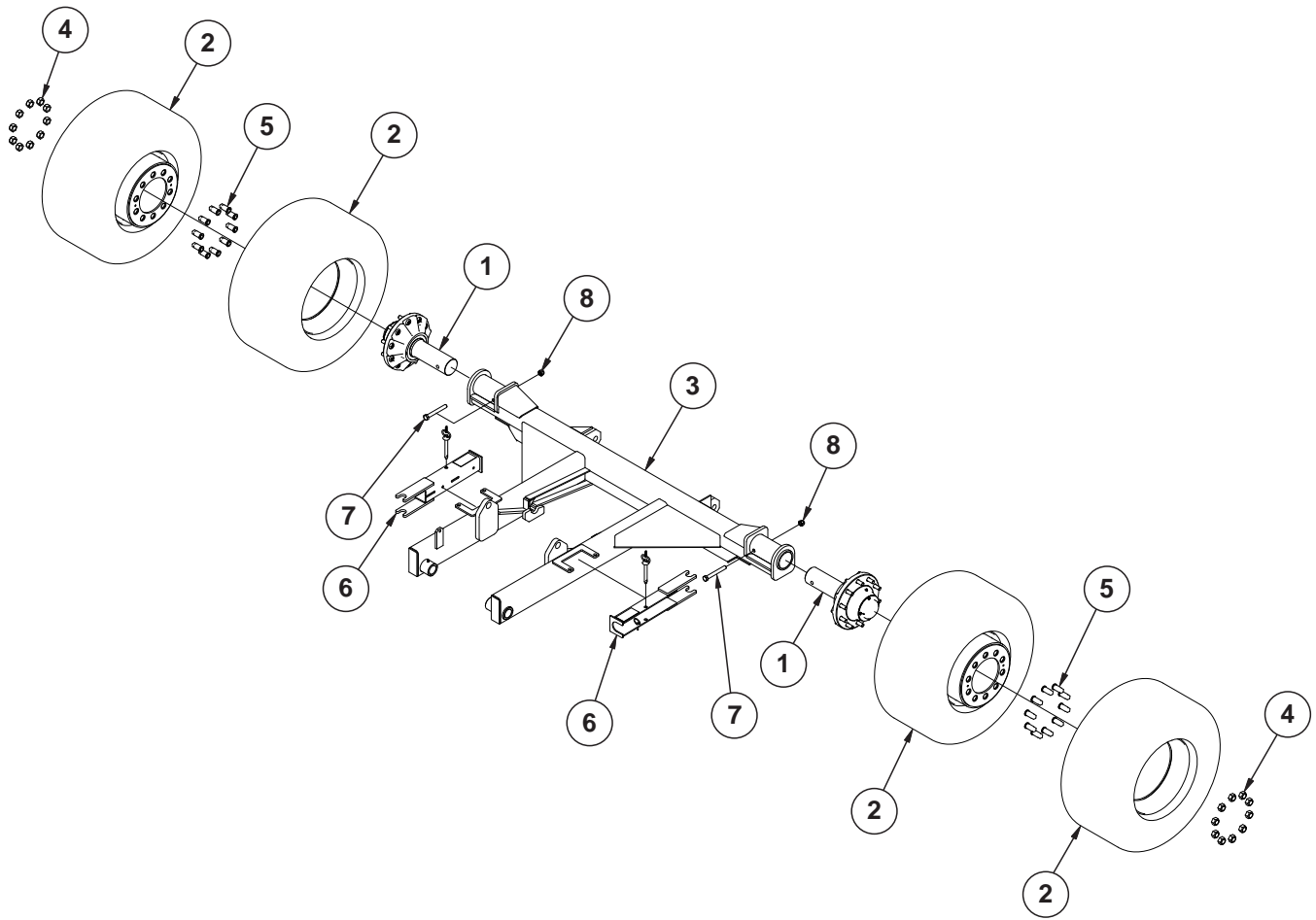
ITEM	PART NO.	QTY.	DESCRIPTION
1	GA9031	1	L.H. Wing (Shown)
	GA9032	1	R.H. Wing
*2	GD20113	1	Center Seed Hose Bracket
	G10001	2	Hex Head Cap Screw, 3/8"-16 x 1"
	G11091	2	Serrated Flange Nut, 3/8"-16
*3	GD20115	1	Center Bracket
	G10305	2	Carriage Bolt, 3/8"-16 x 1"
	G11091	2	Serrated Flange Nut, 3/8"-16
*4	GD20062	9	Manifold Support
*5	GD20091	9	Front Mount Plate
	G10686	18	Hex Head Cap Screw, 3/8"-16 x 8"
	G11091	18	Serrated Flange Nut, 3/8"-16
*6	GD20119	8	Hose Tray Support Bracket
	G10001	16	Hex Head Cap Screw, 3/8"-16 x 1"
	G11091	16	Serrated Flange Nut, 3/8"-16
*7	GD20063	1	Front Hose Tray
	G10305	4	Carriage Bolt, 3/8"-16 x 1"
	G11091	4	Serrated Flange Nut, 3/8"-16
*8	GD20174	2	End Hose Tray
	G10305	8	Carriage Bolt, 3/8"-16 x 1"
	G11091	8	Serrated Flange Nut, 3/8"-16
*9	GD20069	15	Pin, 1/4" x 7"
	G10669	30	Hair Pin Clip, No. 22
10	GD20173	1	Middle Hose Tray
	G10305	4	Carriage Bolt, 3/8"-16 x 1"
	G11091	4	Serrated Flange Nut, 3/8"-16
11	G10460	2	Cotter Pin, 1/4" x 2" (Toolbox)
	G10670	3	Hair Pin Clip, No. 3 (Toolbox)
12	G10455	3	Cotter Pin, 1/16" x 1/2" (Toolbox)
	G10478	2	Clevis Pin, 5/16" x 1" (Toolbox)
13	GD2558	1	Lynch Pin, 1/4" (Toolbox)
	G10821	3	Clevis Pin, 3/16" x 2" (Toolbox)
14	GD5857	1	Spring (Toolbox)
15	GR0201	1	Offset Link, No. 41 (Toolbox)
16	GR0196	1	Connector Link, No. 41 (Toolbox)
17	GR0912	1	Connector Link, No. 40 (Toolbox)
18	GR0911	1	Offset Link, No. 40 (Toolbox)

*Items 2-9 are for ASD models only.

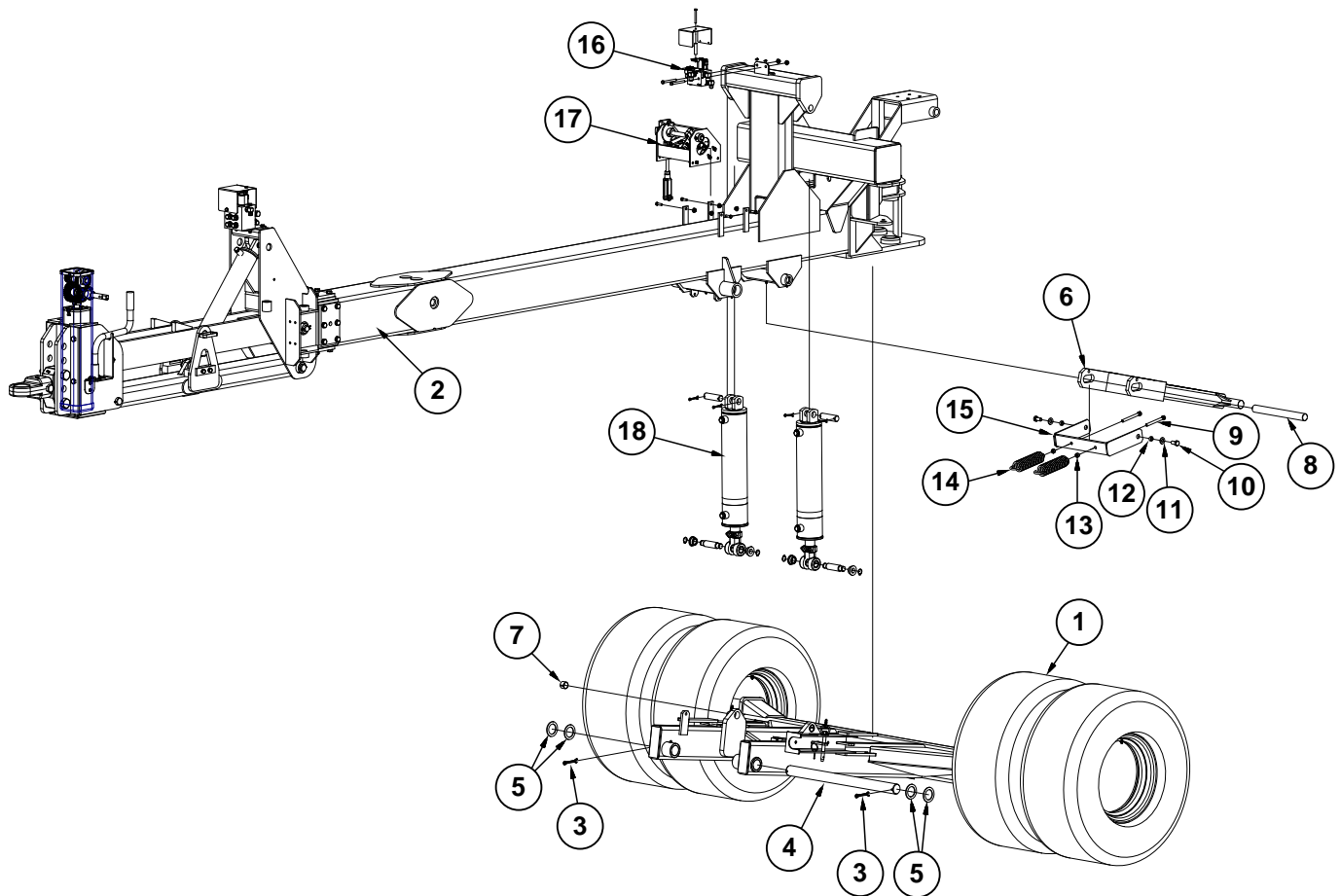
(IP1155)



ITEM	PART NO.	QTY.	DESCRIPTION
1	GA14026	1	Front Hose Take-Up
	GA6656	-	Front Hose Take-Up (24 Row 70cm only)
2	GA14027	1	Rear Hose Take-Up (See Item 7 for 24 Row 70cm machine)
3	---	1	See "Junction Block on Hose Take-Up" on page P179
	G10756	2	Hex Head Cap Screw, 3/8"-16 x 6"
	G11091	2	Serrated Flange Nut, 3/8"-16
4	GD11894	2	Spacer, 4" x 5 1/2"
	G10038	2	Hex Head Cap Screw, 1/2"-13 x 3"
	G10111	2	Lock Nut, 1/2"-13
5	GD11895	1	Spacer, 4" x 8 1/4"
	G10038	1	Hex Head Cap Screw, 1/2"-13 x 3"
	G10111	1	Lock Nut, 1/2"-13
6	GB0218	6	Bushing, 2 1/32" I.D. x 7/8" O.D. x 1 9/32" Long
	G11391	6	Flat Washer, 5/8" SAE
	G10689	6	Carriage Bolt, 5/8"-11 x 2"
	G10107	6	Lock Nut, 5/8"-11
7	GA6657	1	Rear Hose Take-Up (24 Row 70cm only)



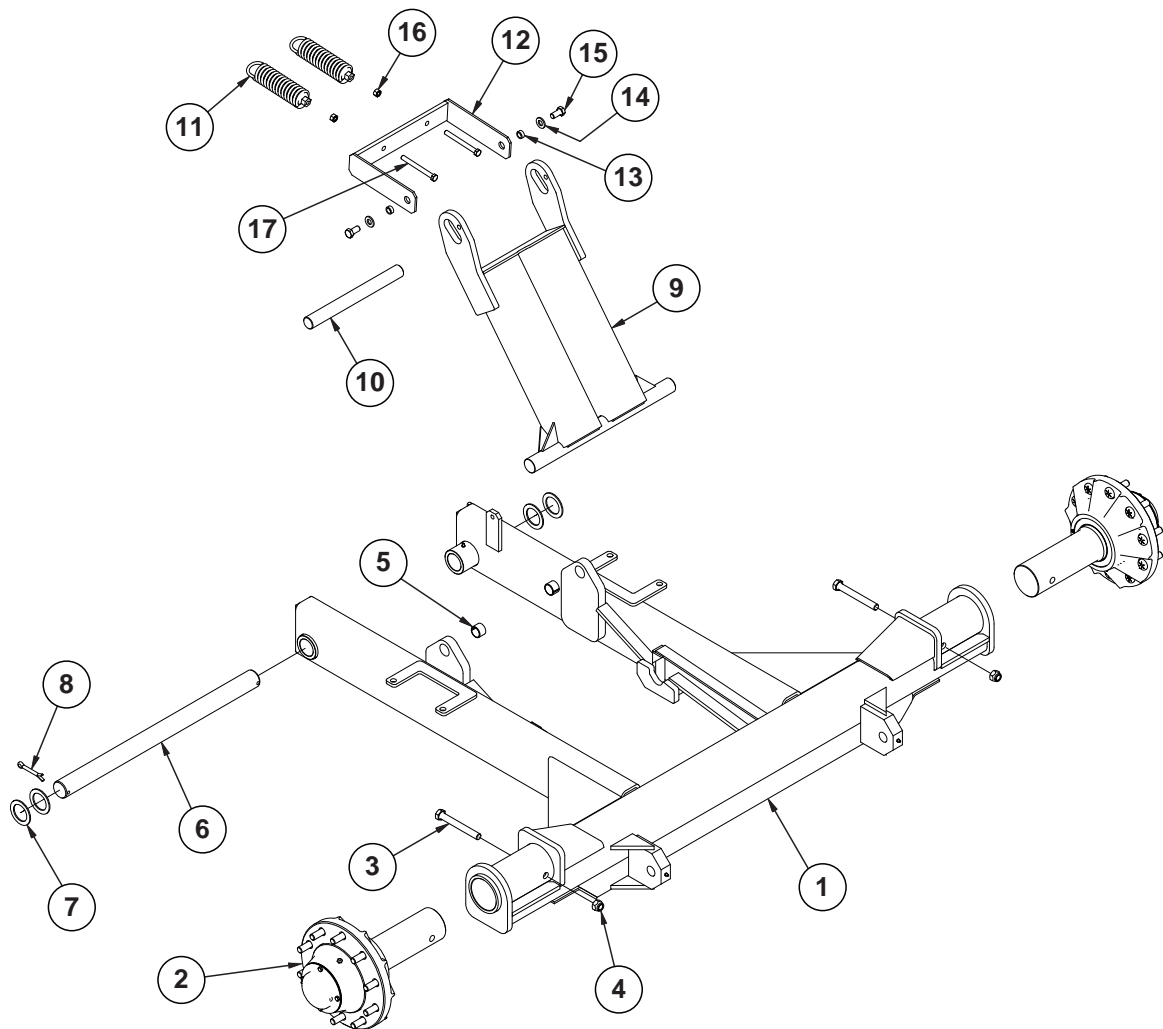
ITEM	PART NO.	QTY.	DESCRIPTION
1	---	2	See "Transport Wheel and Hub Assembly" on page P133
2	---	4	See "Transport Wheel and Hub Assembly" on page P133
3	GA16872	1	Axle, 24 Row 22" (Non-Stock Item) (Shown)
	GA16870	-	Axle, 24 Row 20" (Non-Stock Item)
4	GD9509	20	Outer Budd Nut
5	GD12567	20	Inner Budd Nut, 3/4"-16 x 1 1/8"-16, Grade 8
6	GA8971	2	Cylinder Lockup Bracket W/Pin Assembly
	GA8312		Pin W/Lynch Pin, 5 1/2"
7	G10440	2	Hex Head Cap Screw, 3/4"-10 x 6"
8	G10112	2	Lock Nut, 3/4"-10



ITEM	PART NO.	QTY.	DESCRIPTION
1	---	-	See "Axle, 24 Row 20" and 24 Row 22" on page P129
2	---	-	See "Hitch and Linkage Assembly, 24 Row 20" and 24 Row 22" on page P110
3	G10461	2	Cotter Pin, $\frac{3}{8}$ " x 3"
4	GD9566-01	1	Pin, $2\frac{1}{8}$ " x $31\frac{3}{8}$ "
5	G10234	4	Machine Bushing, $2\frac{1}{8}$ ", 10 Gauge (.1345")
6	GA6658	1	Automatic Safety Lock
7	GD11751	2	Steel Bushing, 1" Wide
8	GD11783	1	Transport Rod, $1\frac{1}{2}$ " x $14\frac{3}{4}$ "
9	G10015	2	Adjusting Bolt, $\frac{1}{2}$ "-13 x 5"
10	G10055	2	Hex Head Cap Screw, $\frac{5}{8}$ "-11 x $1\frac{1}{4}$ "
11	G11391	2	Flat Washer, $\frac{5}{8}$ " SAE
12	GD3180-24	2	Sleeve, $\frac{5}{8}$ " I.D. x $\frac{7}{8}$ " O.D. x $\frac{3}{8}$ " Long
13	G10102	2	Hex Nut, $\frac{1}{2}$ "-13
14	GA2068	2	Spring W/Plug
15	GA6725	1	Mechanical Trip Actuator
16	---	-	See "Tower Assembly, 24 Row 20" and 24 Row 22" on page P116
17	---	-	See "Stroke Limiter/Detent Valve Assembly and Linkage" on page P119
18	---	-	See "Tower Assembly, 24 Row 20" and 24 Row 22" on page P116

This page left blank intentionally.

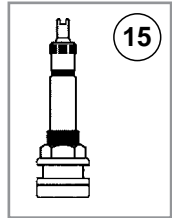
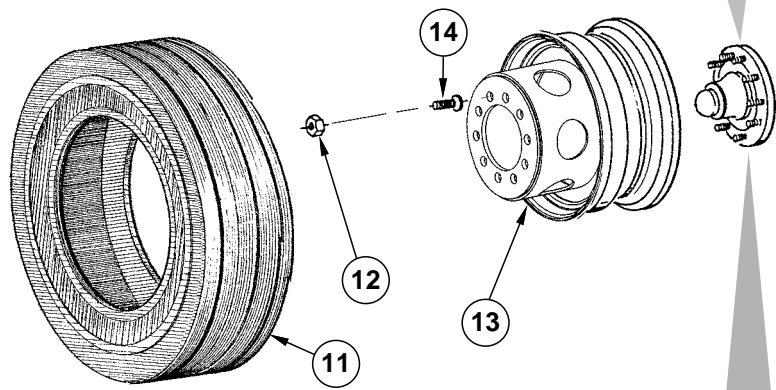
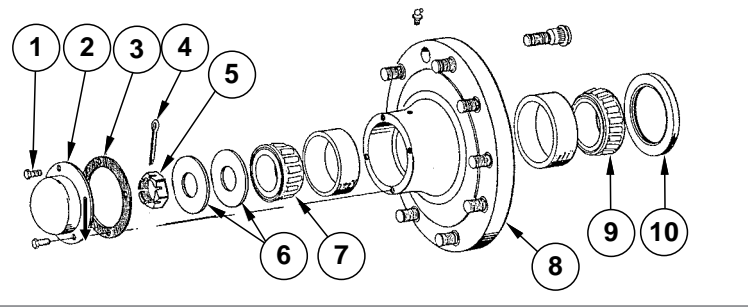
(IP1420)



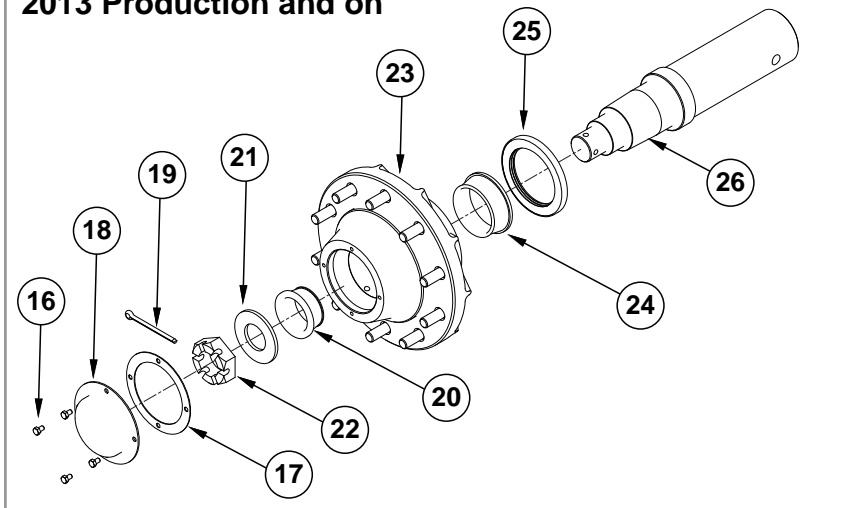
ITEM	PART NO.	QTY.	DESCRIPTION
1	GA16921 GA16870 G10640	1 - 4	Axle, 24 Row 30" (Non-Stock Item) Axle, 36 Row 20" (Non-Stock Item) Grease Fitting, 1/4"-28
2	---	2	See "Transport Wheel and Hub Assembly" on page P133
3	G10440	2	Hex Head Cap Screw, 3/4"-10 x 6"
4	G10112	2	Lock Nut, 3/4"-10
5	GD11751	2	Steel Bushing, 1" Wide
6	GD9566-01	1	Pin, 2 1/8" x 3 1/8"
7	G10234	4	Machine Bushing, 2 1/8", 10 Gauge
8	G10461	2	Cotter Pin, 3/8" x 3"
9	GA14086 GA6658	1 -	Transport Lockup Transport Lockup (24 Row 70cm only)
10	GD11783	1	Transport Rod, 1 1/2" x 14 3/4"
11	GA2068	2	Spring W/Plug
12	GA6725	1	Mechanical Trip Actuator
13	GD3180-24	2	Sleeve, 5/8" I.D. x 7/8" O.D. x 3/8" Long
14	G11391	2	Flat Washer, 5/8" SAE
15	G10055	2	Hex Head Cap Screw, 5/8"-11 x 1 1/4"
16	G10102	2	Hex Nut, 1/2"-13
17	G10348	2	Hex Head Cap Screw, 1/2"-13 x 5"

(FF11d/A7434)

Prior to 2013 Production



2013 Production and on

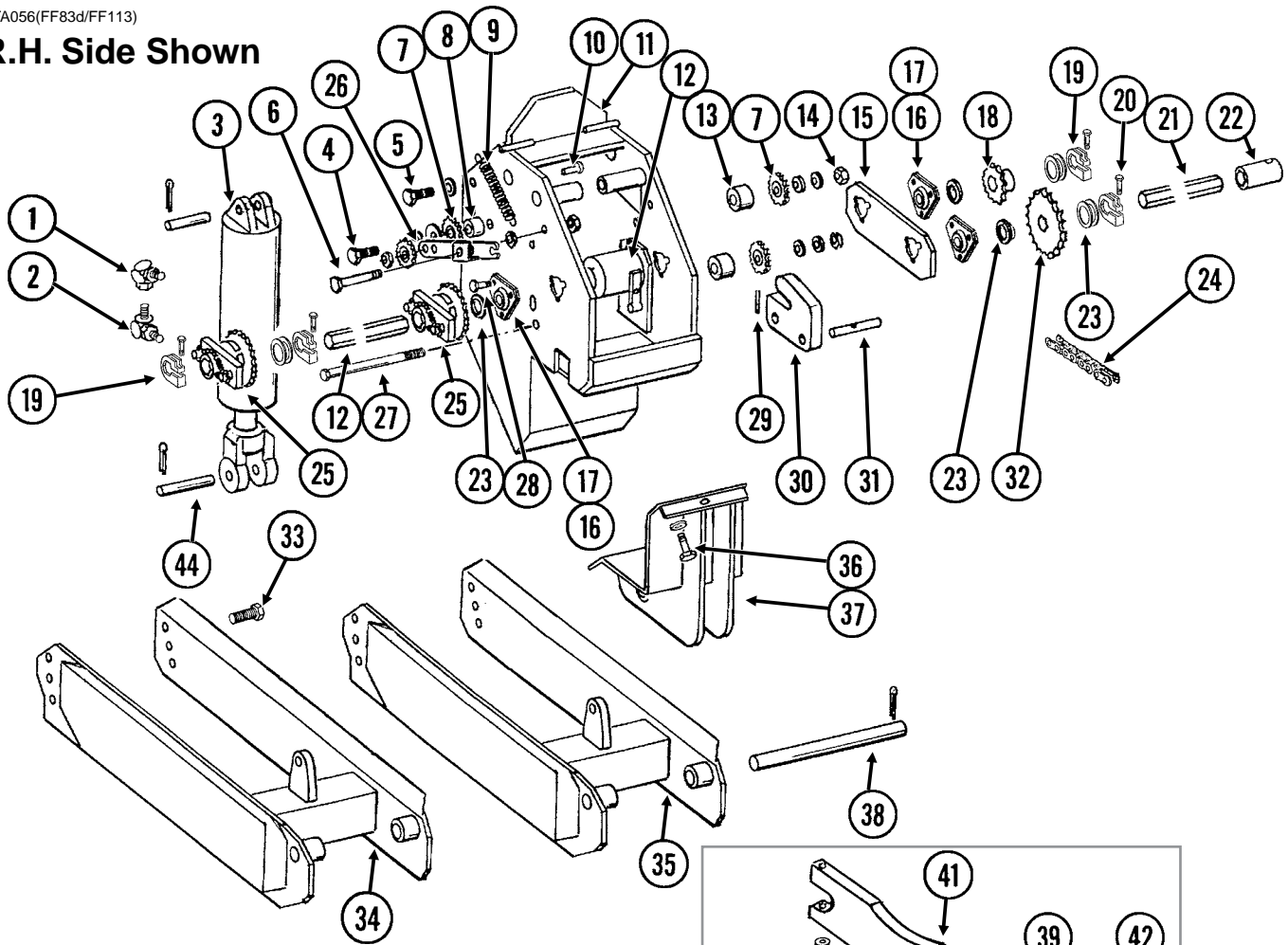


ITEM	PART NO.	QTY. (Per Assy.)	DESCRIPTION
1	G10376	4	Hex Head Cap Screw, 5/16"-18 x 3/4"
2	GD1529	1	Dust Cap
3	GD1536	1	Seal
4	G10460	1	Cotter Pin, 1/4" x 2"
5	G10070	1	Slotted Hex Nut, 1 1/4"-12
6	GD24082	2	Washer
7	GA0705	1	Outer Bearing
8	GA5965	1	Hub W/Cups, Grease Fitting And Stud Bolts (10 Bolt)
	GR0322	-	Outer Cup
	GD8532	-	Inner Cup
	G10373	-	Grease Fitting, 45°, 1/8"-27
	GR0257	-	Stud Bolt, 3/4"-16 x 2 1/2"
9	GA5987	1	Inner Bearing
10	GA5988	1	Seal
11	GD13352	-	Tire, 36" x 16" x 17.5", 14 Ply, Tubeless (Specify Brand*)
12	GD9509	10	Outer Budd Nut
13	GA6738	-	Rim, 18 1/2" Deep, 24 Row 30"
	GA7448	-	Rim, 16" Deep, 24 Row 20" and 24 Row 22"
14	GD9508	10	Inner Budd Nut, 2 1/4" Long
	GD12567	-	Inner Budd Nut, 2 5/8" Long
15	GA7434	1	Valve Stem
16	GR2079	4	Hex Bolt, 5/16" x 1/2"
17	GR2077	1	Hub Cap Gasket
18	GR2078	1	Hub Cap
19	GR2076	1	Cotter Pin, 5/16" x 4"
20	GR2072	1	Bearing Cone
21	GR2074	1	Washer, 4" x 2 1/16" x 1/4"
22	GR2075	1	Spindle Nut, 2 1/2"
23	GA16871	1	Hub W/Cups, Grease Fitting, and Stud Bolts (10 Bolt)
	GR2067	-	Bearing Cup
	GR2068	-	Bearing Cup
	GR2069	-	Stud Bolt, 3/4"-16 x 2 3/4"
	GR2070	-	Self Tapping Grease Fitting, 1/8"-27
24	GR2071	1	Bearing Cone
25	GR2073	1	Grease Seal
26	GD24448	1	Spindle

* Specific brand requests will be supplied only as available from current Kinze Repair Parts stock. If a specific brand requested is not in stock, the brand available will be supplied.

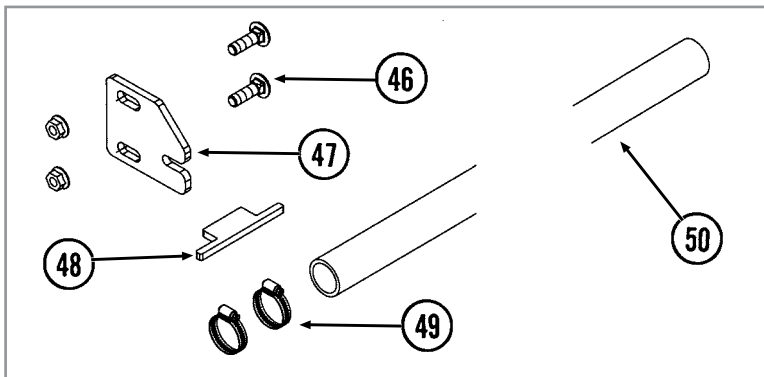
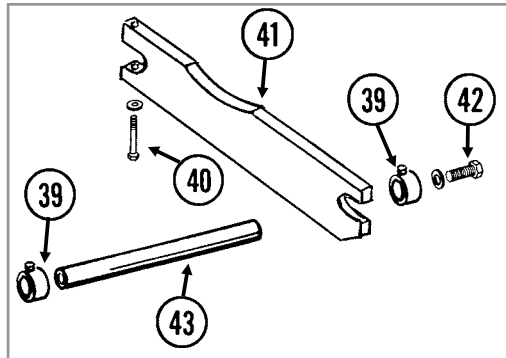
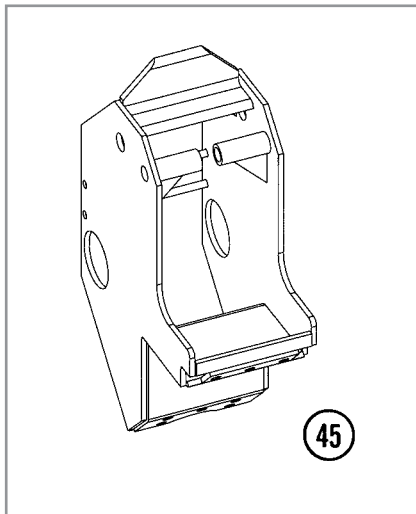
PFA056(FF83d/FF113)

R.H. Side Shown



Long Wheel Arm

Short Wheel Arm

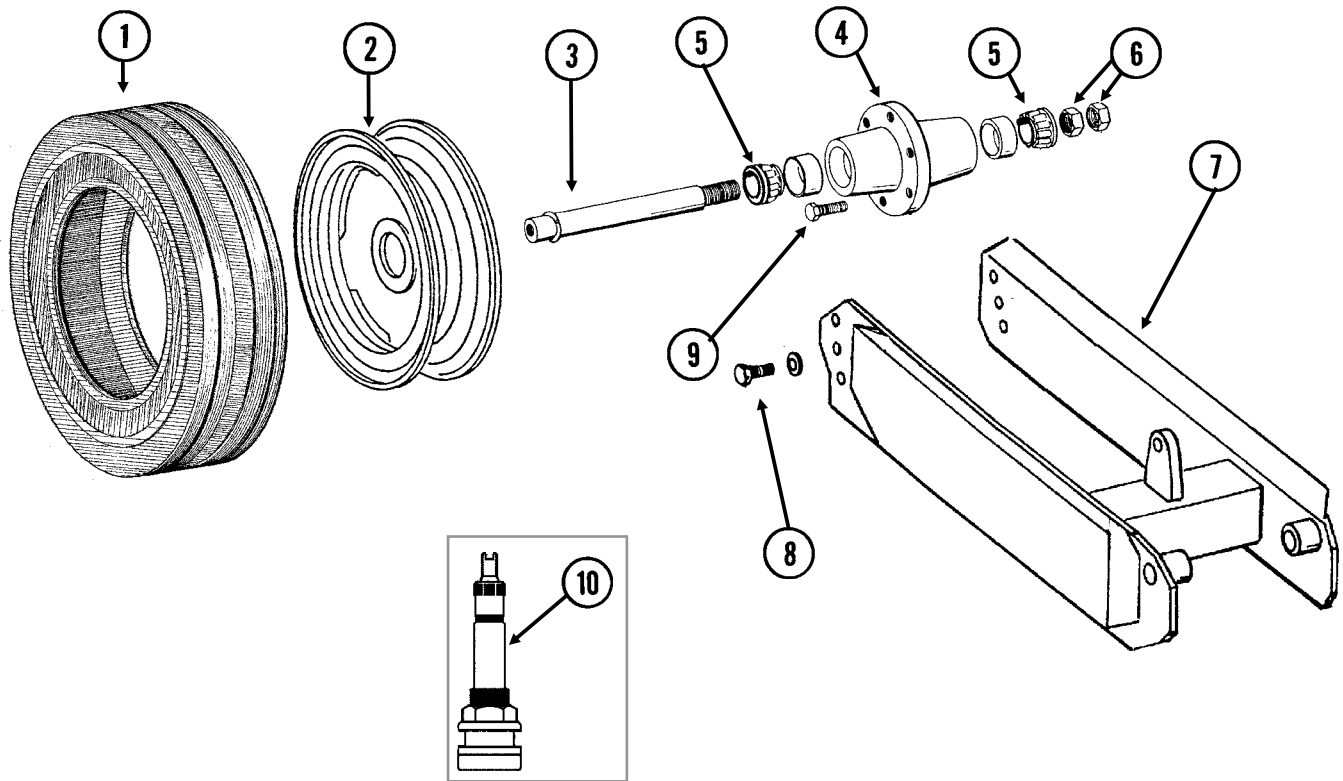


ITEM	PART NO.	QTY. (Per Machine)	DESCRIPTION
1	G6502-08	8	Swivel Elbow, 45°, ¾"-16 Male JIC To Female
2	G6801-08 GR1037	8 -	Elbow W/O-Ring, 90°, ¾"-16 Male JIC To O-Ring O-Ring
3	---	-	See "Master Cylinder" on page P165
4	G10397 G11389 G10111	4 4 4	Hex Head Cap Screw, ½"-13 x 2¾" Flat Washer, ½" SAE Lock Nut, ½"-13
5	---	-	See "Contact Wheel Assembly" on page P139
6	G10036 G10918 G10104 G10107	4 8 4 4	Hex Head Cap Screw, ⅝"-11 x 4" Machine Bushing, ⅝", 14 Gauge (If Applicable) Hex Nut, ⅝"-11 Lock Nut, ⅝"-11
7	GA7154	8	Sprocket W/Bearing, 18 Tooth
8	GB0258	4	Stepped Spacer, ⅞"
9	GD5857	4	Spring
10	G10860 G10166	4 4	Retaining Ring, ⅜" Clevis Pin, ⅜" x 1½"
11	A20273	-	Wheel Tower (Non-Stock Item)
12	---	-	See "Point Row Clutch" on page P141 See "Two-Speed Point Row Clutch" on page P143
13	GD10637	8	Stepped Spacer, ½"
14	G10053 G10235 G10228 G10102	8 16 8 8	Hex Head Cap Screw, ½"-13 x 2½" Machine Bushing, ⅞", 14 Gauge Lock Washer, ½" Hex Nut, ½"-13
15	GD9482	2	Plate
16	G2100-03	-	Bearing, ⅞" Hex Bore, Spherical
17	G3400-01	-	Flangette
18	GA5113 GA5107	- -	Sprocket, 28 Tooth Sprocket, 19 Tooth
19	GD11045	-	Lock Clamp
20	G10130 G10923	- -	Square Head Machine Bolt, ⅝"-18 x 1¾" Flange Nut, ⅝"-18, No Serration
21	GD0914-24 GD0914-63 GD0914-25 GD0914-72	1 1 - -	Hex Shaft, ⅞" x 24" (No Holes), 24 Row 22", 24 Row 30", and 36 Row 20" Hex Shaft, ⅞" x 63" (No Holes), 24 Row 20" and 24 Row 30" Hex Shaft, ⅞" x 25" (No Holes), 24 Row 20" Hex Shaft, ⅞" x 72" (No Holes), 24 Row 22" and 36 Row 20"
22	---	-	See "Seed Rate Transmission and Driveline" on page P156
23	G10233	-	Machine Bushing, 1", 10 Gauge (As Required)
24	G3310-82 GR0912	- -	Chain, No. 40, 82 Pitch Including Connector Link Connector Link, No. 40
25	---	2	See "Ratchet/Sprocket Assembly" on page P159
26	GA9554 GA7154 G10017 G10128 G10501	4 - - - -	Idler W/Sprocket And Hardware, R.H. Sprocket W/Bearing, 18 Tooth Hex Head Cap Screw, ½"-13 x 1½" Machine Bushing, ½", 14 Gauge Hex Jam Nut, ½"-13, Grade 2
27	G10595 G10875 G11387 G10108	2 2 4 2	Hex Head Cap Screw, ⅜"-16 x 10" Hex Head Cap Screw, ⅜"-16 x 11" Flat Washer, ⅜" SAE Lock Nut, ⅜"-16

Continued on the next page.

ITEM	PART NO.	QTY. (Per Machine)	DESCRIPTION
28	G10338	6	Carriage Bolt, 5/16"-18 x 1 1/4"
	G10303	18	Carriage Bolt, 5/16"-18 x 1"
	G10232	24	Lock Washer, 5/16"
	G10106	24	Hex Nut, 5/16"-18
29	G10606	4-6	Spring Pin, 1/4" x 2"
30	GD9514	4-6	Cylinder Pivot Mount
31	GD9515	4-6	Cylinder Anchor Pin, 1" x 6"
32	GA5194	-	Sprocket, 50 Tooth
33	---		See "Ground Drive Tire Assembly" on page P138
34	GA18348	-	Long Wheel Arm W/Grease Fitting (Inner)
	G10640	-	Grease Fitting, 1/4"-28
35	GA8714	-	Short Wheel Arm W/Grease Fitting (Outer) (Lift Assist For 36 Row 20" Only)
	G10640	-	Grease Fitting, 1/4"-28
36	G10006	-	Hex Head Cap Screw, 5/8"-11 x 2 1/4"
	G11391	-	Flat Washer, 5/8" SAE
	G10230	-	Lock Washer, 5/8"
	G10104	-	Hex Nut, 5/8"-11
37	GA7324	4	Bracket W/Grease Fittings
	G10640	-	Grease Fitting, 1/4"-28
38	GD11695	4-6	Pin, 1 1/4" x 13 1/4"
	G10610	8-12	Spring Pin, 3/8" x 2"
39	GD10686	-	Special Lock Collar, Less Set Screws
	G10145	-	Square Head Set Screw, 5/16"-18 x 1/2"
40	G10035	-	Hex Head Cap Screw, 1/2"-13 x 4"
	G10228	-	Lock Washer, 1/2"
41	GD10316	-	Plate, Special Row Spacing Only
42	G10017	-	Hex Head Cap Screw, 1/2"-13 x 1 1/2"
	G10228	-	Lock Washer, 1/2"
43	GD10317	-	Shaft, Special Row Spacing Only
44	GD12585	8-10	Pin, 1 1/4" x 4 1/2"
	G10460	16-20	Cotter Pin, 1/4" x 2"
45	A20274	-	Wheel Tower (Center Wheel Module On 36 Row 20" Only) (Non-Stock Item)
46	G10599	2	Carriage Bolt, 3/8"-16 x 1 1/4"
	G10622	2	Serrated Flange Nut, 3/8"-16
47	GD17023	1	Plate
48	GD14115	1	Catch
49	G10278	2	Hose Clamp, No. 16
50	GD13652-02	1	Pipe, 1" x 50", 24 Row 30"
	GD13652-04	-	Pipe, 1" x 55", 24 Row 20"
	GD13652-03	-	Pipe, 1" x 60", 24 Row 22" and 36 Row 20"
A	G1K269	-	Lock Clamp Kit (Items 19 And 20)

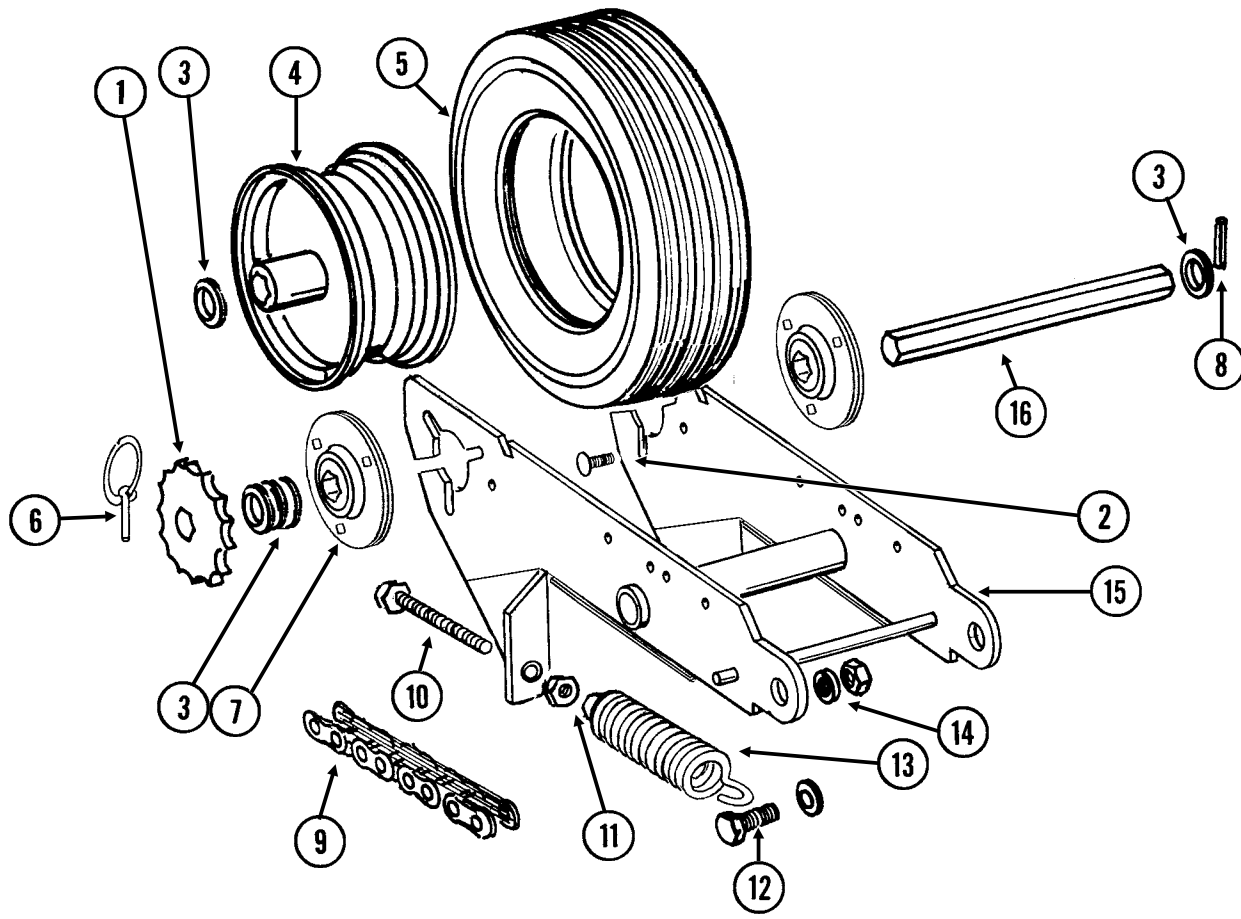
PFA056/PTD057(FF13e/A7434)



ITEM	PART NO.	QTY. (Per Assy.)	DESCRIPTION
1	GD13409	-	Tire, 255-70R 22.5" W/O Center Rib, Tubeless (Specify Brand*)
2	GA9619	-	Rim, 5.5" x 22.5"
3	GA4376	1	Spindle W/Round External Retaining Ring, 10"
	GD11490	-	Round External Retaining Ring
	GD11458	-	Spindle (Sub GA4376)
4	GA2148	1	Hub W/Cups, 6 Bolt
	GR0434	-	Cup
5	GA0895	2	Bearing
6	G11081	2	Hex Jam Nut, 1½"-12, Grade 2
7	---	-	See "Wheel Module Assembly" on page P135
8	G10026	2	Hex Head Cap Screw, ¾"-10 x 2"
	G10231	2	Lock Washer, ¾"
9	GR0270	6	Lug Bolt, 9/16"-18
10	GA7434	-	Valve Stem
A	GA9620	-	Tire And Rim Assembly W/O Center Rib (Items 1, 2 And 10) (Specify Brand*)
B	GA4377	-	Hub And Spindle Assembly (Items 3-6)

*Specific brand requests will be supplied only as available from current Kinze Repair Parts stock. If a specific brand requested is not in stock, the brand available will be supplied.

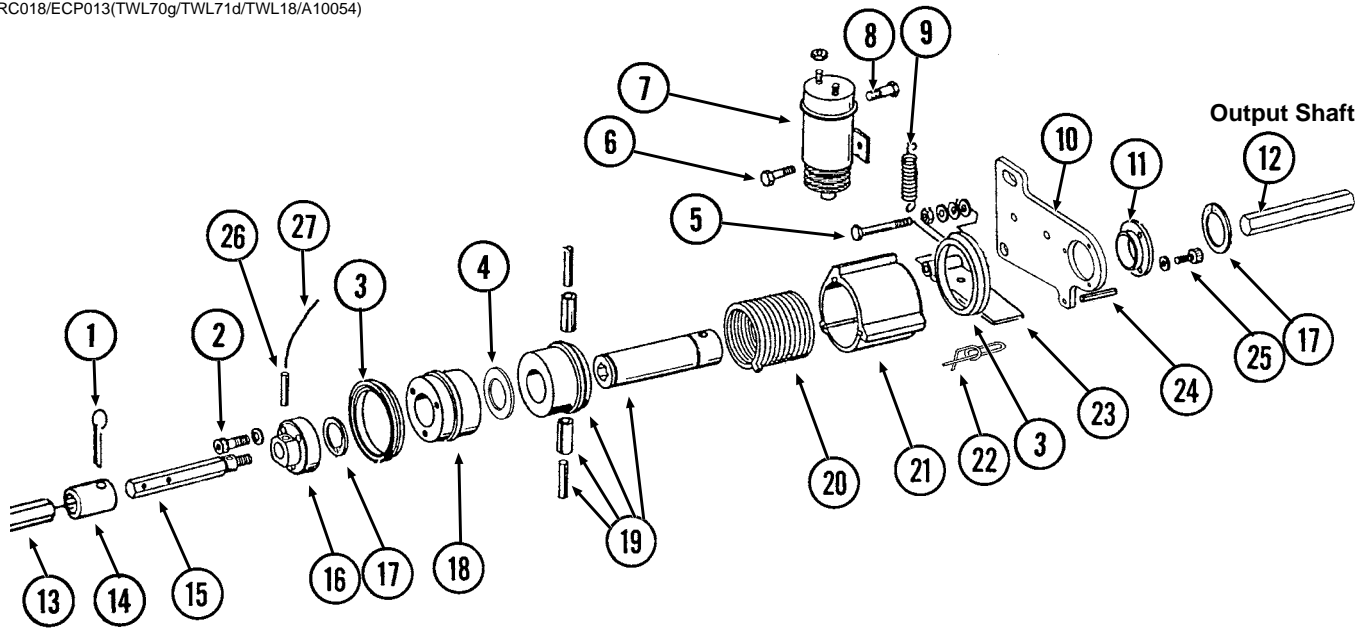
(FF43e)



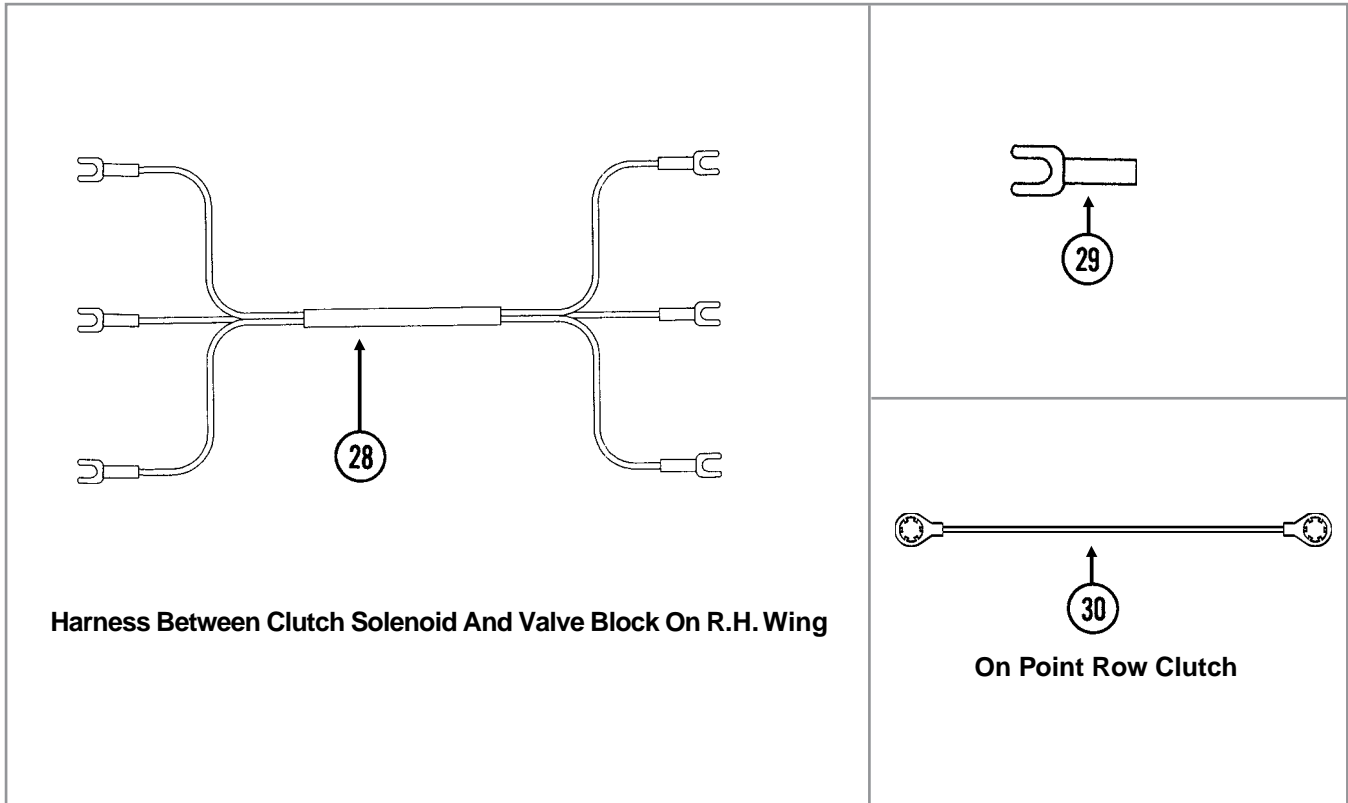
ITEM	PART NO.	QTY. (Per Assy.)	DESCRIPTION
1	GA12192	1	Sprocket, 22 Tooth
	GA5113	-	Sprocket, 28 Tooth
	GA12191	-	Sprocket, 44 Tooth
	GA5105	-	Sprocket, 15 Tooth
2	G10303	6	Carriage Bolt, 5/16"-18 x 1"
	G10620	6	Serrated Flange Nut, 5/16"-18
3	G10233	-	Machine Bushing, 1", 10 Gauge (As Required)
4	GA3553	1	Rim, 3.75" x 8"
	GD6989	1	Sleeve
5	GD4700	1	Tire, 4.80" x 8", 4 Ply, Rib Implement (Specify Brand*)
	GD4701	-	Valve Stem
6	GD2558	1	Lynch Pin, 1/4"
7	GA9846	2	Flanged Bearing, 7/8" Hex Bore
8	G10602	2	Spring Pin, 1/4" x 1 1/2"
9	G3310-148	1	Chain, No. 40, 148 Pitch Including Connector Link (Used With 22 Tooth Sprocket)
	G3310-150	1	Chain, No. 40, 150 Pitch Including Connector Link (Used With 28 Tooth Sprocket)
	G3310-158	1	Chain, No. 40, 158 Pitch Including Connector Link (Used With 44 Tooth Sprocket)
	G3310-144	1	Chain, No. 40, 144 Pitch Including Connector Link (Used With 15 Tooth Sprocket)
	GR0912	-	Connector Link, No. 40
10	G10890	2	Hex Head Adjusting Bolt, 1/2"-13 x 4", Grade 2
11	G10501	2	Hex Jam Nut, 1/2"-13, Grade 2
12	G10008	2	Hex Head Cap Screw, 5/8"-11 x 2"
	G10235	4	Machine Bushing, 7/8", 14 Gauge
	G11391	2	Flat Washer, 5/8" SAE
	G10107	2	Lock Nut, 5/8"-11
13	GA2068	2	Spring W/Plug
14	GB0218	2	Bushing, 2 1/32" I.D. x 7/8" O.D. x 1 9/32" Long
15	GA7372	1	Wheel Arm
16	GD6775	1	Hex Shaft, 7/8" x 11 3/4" (2 Holes)
A	GA3552	-	Tire And Rim Assembly (Items 4 And 5) (Specify Brand*)

* Specific brand requests will be supplied only as available from current Kinze Repair Parts stock. If a specific brand requested is not in stock, the brand available will be supplied. Different brand tires may have different diameters. Change in tire brand may affect rates. Field checks are recommended after any change in contact tires.

PRC018/ECP013(TWL70g/TWL71d/TWL18/A10054)



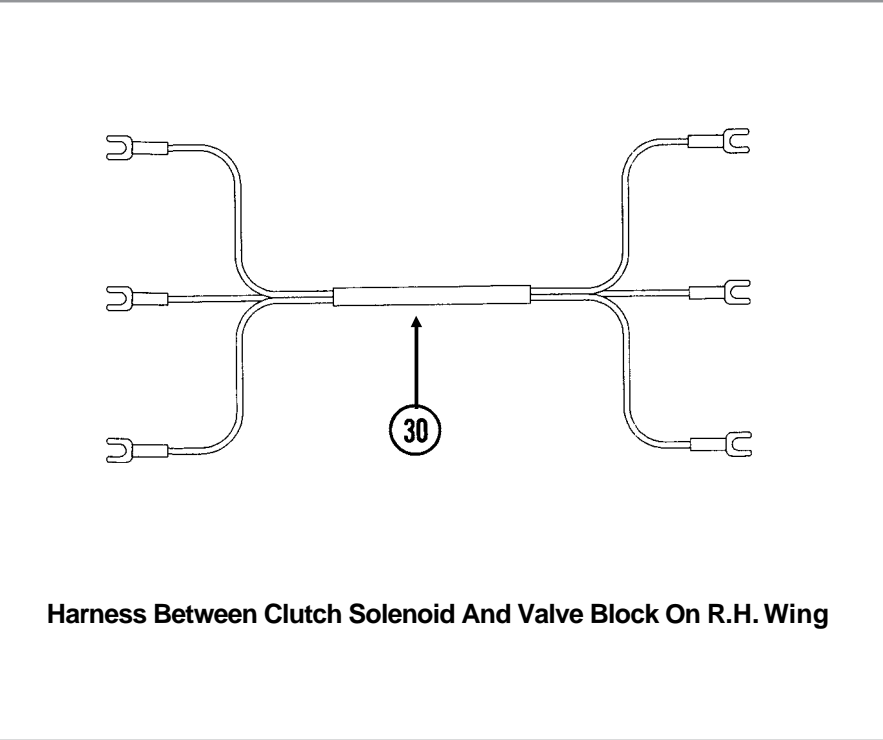
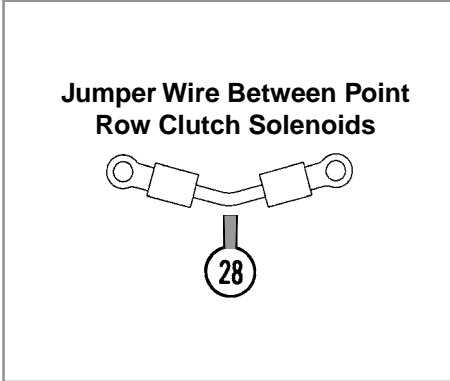
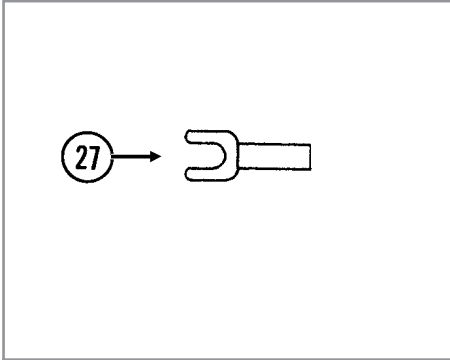
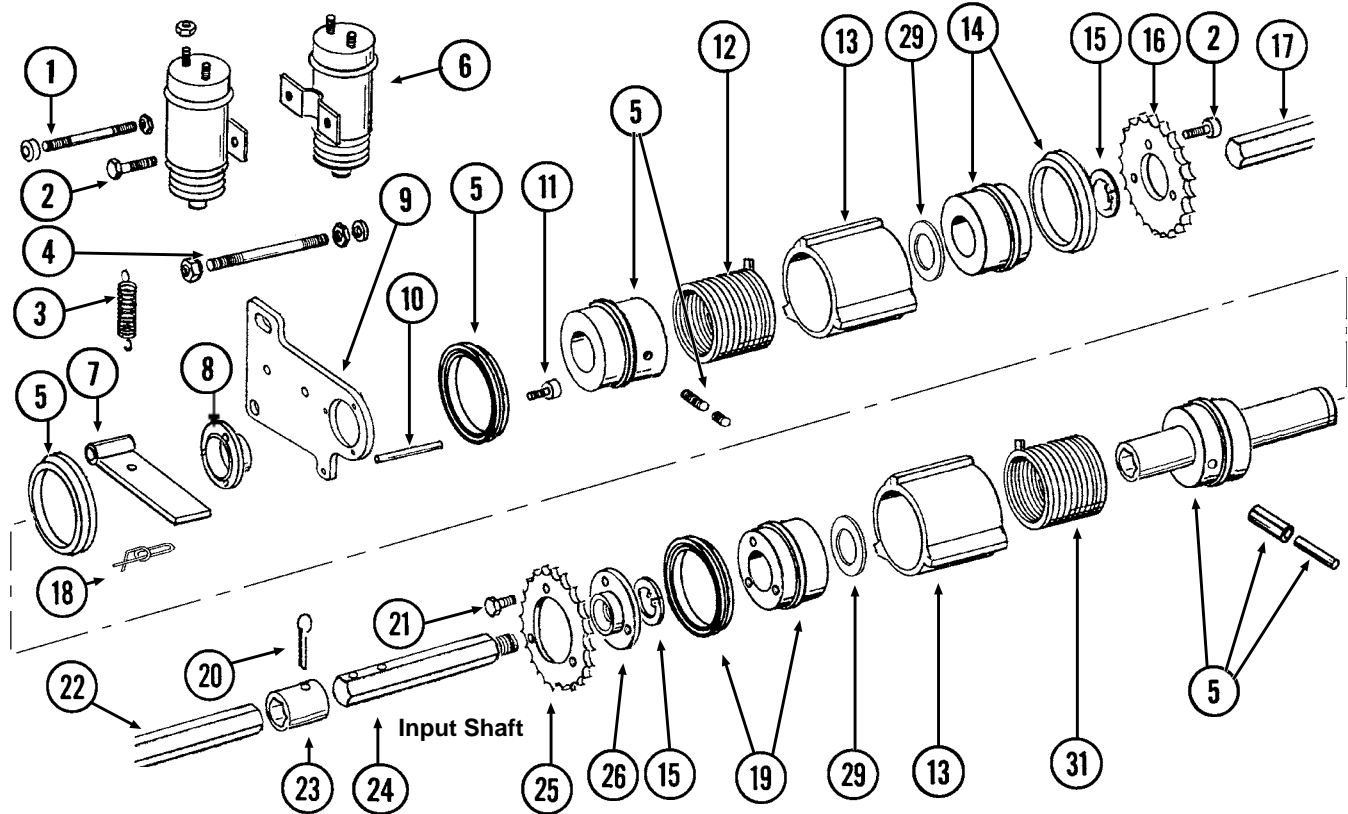
Input Shaft



ITEM	PART NO.	QTY. (Per Assy.)	DESCRIPTION
1	G10460	1	Cotter Pin, 1/4" x 2"
2	G10374	3	Hex Socket Head Cap Screw, 1/4"-20 x 1"
	G10227	3	Lock Washer, 1/4"
3	GD14512	2	V-Ring Seal
4	GD14513	1	Felt Washer
5	G10049	1	Hex Head Cap Screw, 3/8"-16 x 2 1/2"
	G10101	1	Hex Nut, 3/8"-16
	G11387	1	Flat Washer, 3/8" SAE
	G10229	2	Lock Washer, 3/8"
	G10497	1	Hex Jam Nut, 3/8"-16, Grade 2
6	G10023	1	Hex Head Cap Screw, 1/4"-20 x 3/4"
	G10227	1	Lock Washer, 1/4"
	G10103	1	Hex Nut, 1/4"-20
7	GA8393	1	Solenoid Complete
	GR1306	1	Snap Ring
	GR1303	1	Spring
	GR1304	1	Boot
	GR1305	1	Plunger
8	G10900	1	Hex Socket Head Cap Screw, 1/4"-20 x 1 3/4", Grade 8
	G10227	1	Lock Washer, 1/4"
	G10103	2	Hex Nut, 1/4"-20
9	GD10123	1	Spring
10	GD10103	1	Mounting Plate
11	GD9667	1	Bushing
12	GD0914-10	1	Hex Shaft, 7/8" x 10" (No Holes)
13	GD0914-32	1	Hex Shaft, 7/8" x 32" (No Holes), 24 Row 30"
	GD0914-40	-	Hex Shaft, 7/8" x 40" (No Holes), 24 Row 20"
	GD0914-44	-	Hex Shaft, 7/8" x 44" (No Holes), 24 Row 22"
	GD0914-42	-	Hex Shaft, 7/8" x 42" (No Holes), 36 Row 20"
14	GD7867	1	Coupler, 3"
15	GD10068	1	Input Shaft, R.H. Threads
16	GD10070	1	Coupler W/R.H. Threads
17	G10496	2	External Inverted Snap Ring, 1 1/2"
18	GD10104	1	Input Hub
19	GA7137	1	Hub/Sleeve Assembly W/Spring Pins
	G10765	-	Spring Pin, 1/4" x 1"
	G10804	-	Spring Pin, 5/32" x 7/8"
20	GD9671	-	Spring, L.H.
21	GD10102	1	Stop Collar
22	GD11120	1	Rue Ring Cotter, 5/16"
23	GD10510	1	Actuator Arm
24	G10859	1	Spring Pin, 3/16" x 2 1/4"
25	G10253	3	Hex Socket Head Screw, No. 10-32 x 1/2"
	G10257	3	Lock Washer, No. 10
26	G10546	1	Spring Pin, 3/16" x 1 1/4"
27	GD13524-01	1	Lock Wire, 10", Stainless Steel
28	GA9479	1	Wiring Harness, 228", R.H. Side Of Machine, 24 Row 20", 24 Row 22", and 24 Row 30"
	GA9483	-	Wiring Harness, 252", R.H. Side Of Machine, 36 Row 20"
	GA9512	-	Wiring Harness, 516", L.H. Side Of Machine, All Sizes
29	G10996	-	Fork Terminal
30	GA10054	-	Ground Cable, Green
A	GA7111	-	Point Row Clutch Assembly, L.H. (Items 2-11, 15-27, and 30)

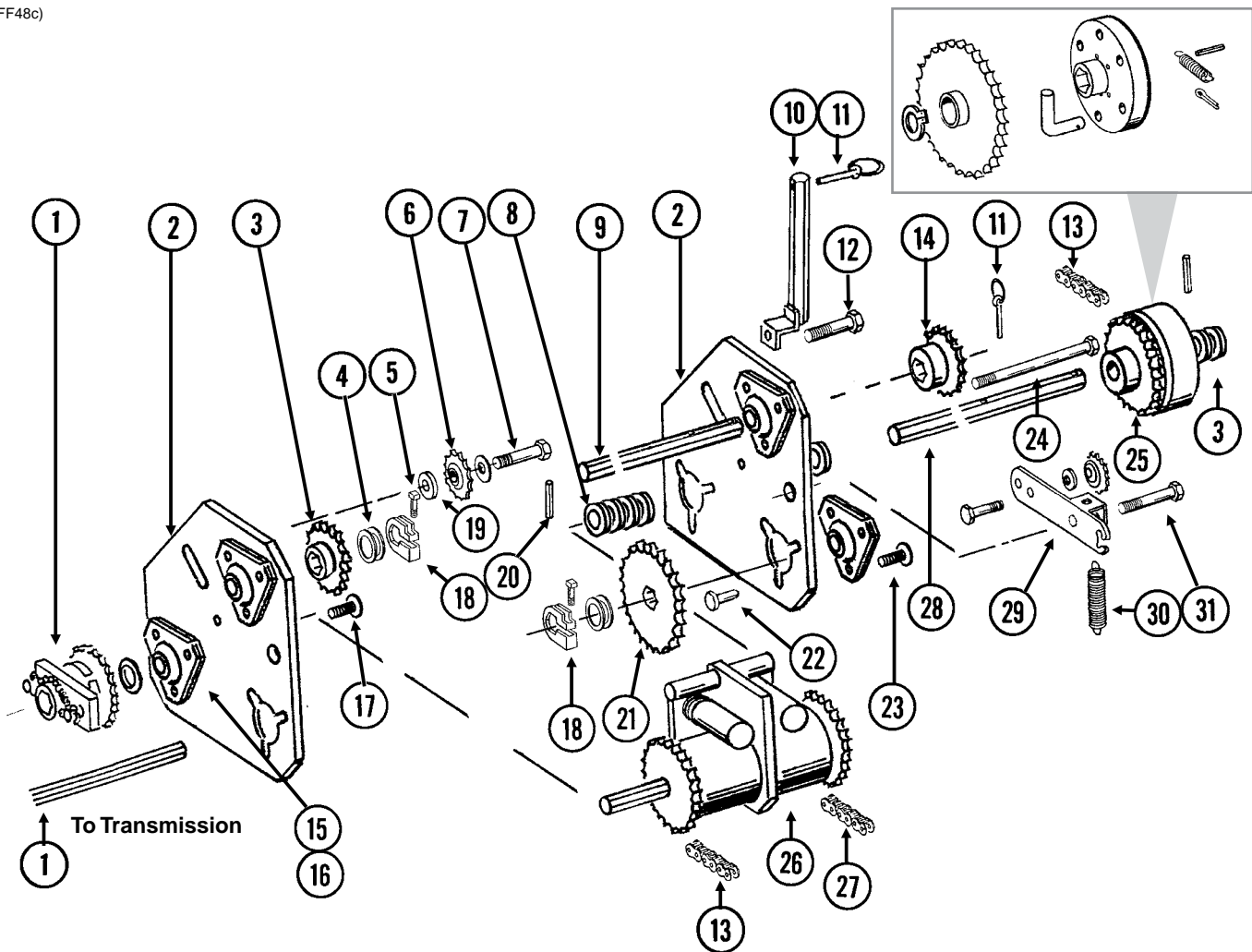
PRC023(FF47c/A7274/A10054)

Output Shaft



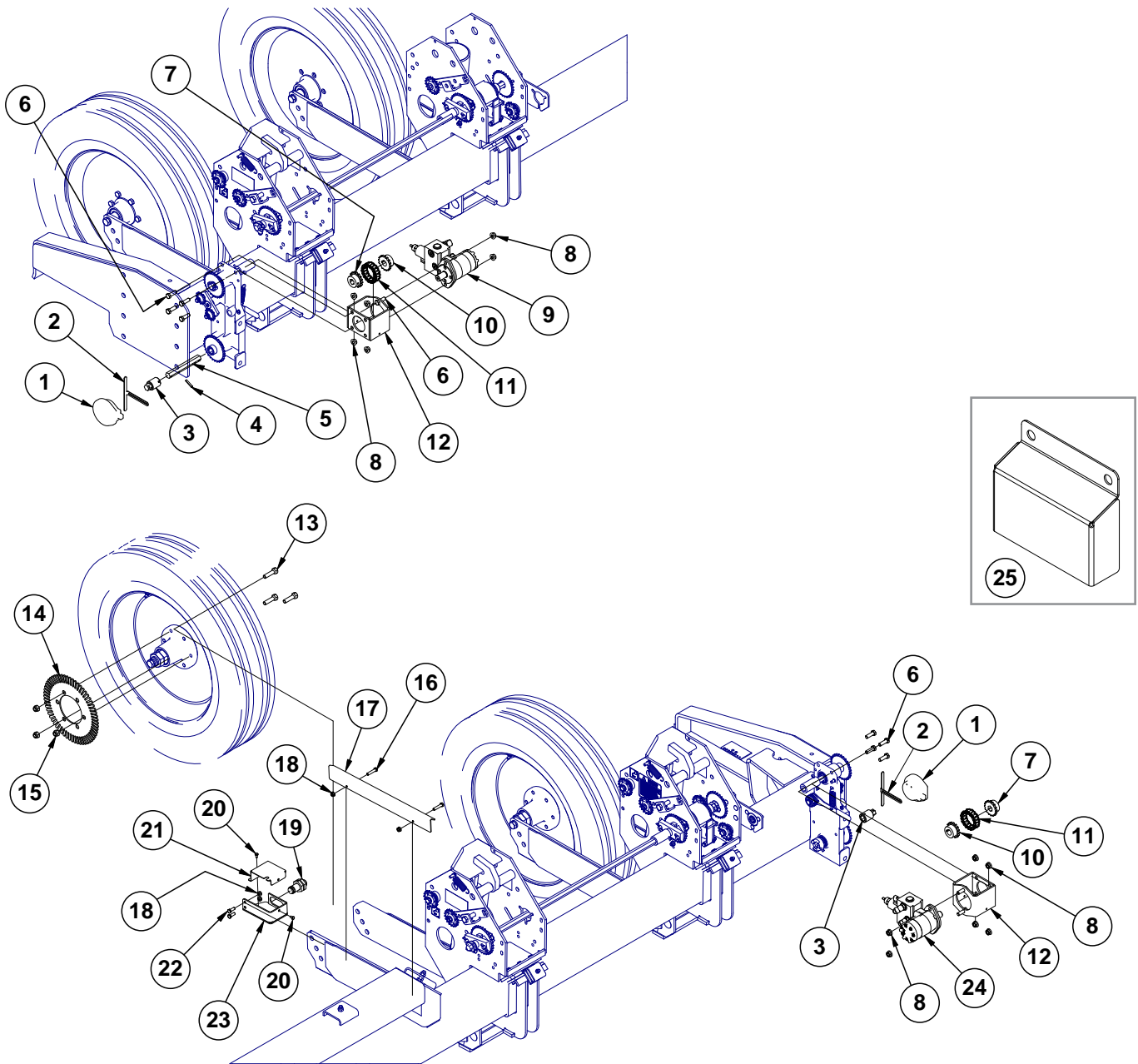
ITEM	PART NO.	QTY. (Per Assy.)	DESCRIPTION
1	GD10635	1	Threaded Rod, 1/4"-20 x 3 1/2"
	G10103	2	Hex Nut, 1/4"-20
	G10227	2	Lock Washer, 1/4"
	GD10282	2	Allen Nut, 1/4"-20
2	G10023	4	Hex Head Cap Screw, 1/4"-20 x 3/4"
	G10227	4	Lock Washer, 1/4"
	G10103	1	Hex Nut, 1/4"-20
3	GD10123	2	Spring
4	GD10636	1	Threaded Rod, 3/8"-16 x 4 1/4"
	G10108	2	Lock Nut, 3/8"-16
	G10229	2	Lock Washer, 3/8"
	G10101	2	Hex Nut, 3/8"-16
5	GA7463	1	Hub/Sleeve Assembly W/Seals, Sleeve, Pins And Screws
	GD10120	-	Seal
	GD10584	-	Sleeve
	G10873	-	Hex Socket Set Screw, 5/16"-18 x 3/4"
	G10872	-	Hex Socket Set Screw, 5/16"-18 x 1/4"
	G10804	-	Spring Pin, 5/32" x 7/8"
	G10765	-	Spring Pin, 1/4" x 1"
6	GA8393	2	Solenoid Complete
	GR1306	-	Snap Ring
	GR1303	-	Spring
	GR1304	-	Boot
	GR1305	-	Plunger
7	GD10510	2	Actuator Arm
8	GD10586	1	Bushing
9	GD10103	1	Mounting Plate
10	G10859	1	Spring Pin, 3/16" x 2 1/4"
11	G10876	3	Hex Socket Head Screw, No. 10-32 x 1/4"
12	GD9671	2	Spring, L.H.
13	GD10585	2	Stop Collar
14	GA9572	1	Hub W/Seal
	GD10120	-	Seal
15	G10496	2	External Inverted Snap Ring, 1 1/2"
16	GD10579	1	Output Sprocket, 28 Tooth
17	GD0914-10	1	Hex Shaft, 7/8" x 10" (No Holes)
18	GD11120	2	Rue Ring Cotter, 5/16"
19	GA9571	1	Hub W/Seal
	GD10120	-	Seal
20	G10460	1	Cotter Pin, 1/4" x 2"
21	G10374	3	Hex Socket Head Cap Screw, 1/4"-20 x 1"
	GD10588	3	Key
22	GD0914-32	1	Hex Shaft, 7/8" x 32" (No Holes), 24 Row 30"
	GD0914-40	-	Hex Shaft, 7/8" x 40" (No Holes), 24 Row 20"
	GD0914-44	-	Hex Shaft, 7/8" x 44" (No Holes), 24 Row 22"
	GD0914-42	-	Hex Shaft, 7/8" x 42" (No Holes), 36 Row 20"
23	GD7867	1	Coupler, 3"
24	GD10068	1	Input Shaft, R.H. Threads
25	GD10578	1	Input Sprocket, 28 Tooth
26	GD10638	1	Coupler W/R.H. Threads
27	G10996	-	Fork Terminal
28	GA7274	1	Jumper Wire W/Ring Terminals, 2 3/16"
29	GD14513	2	Felt Washer
30	GA9479	1	Wiring Harness, 228", R.H. Side Of Machine, 24 Row 20", 24 Row 22", and 24 Row 30"
	GA9483	-	Wiring Harness, 252", R.H. Side Of Machine, 36 Row 20"
	GA9512	-	Wiring Harness, 516", L.H. Side Of Machine, All Sizes
31	GD9672	-	Spring, R.H.

(FF48c)



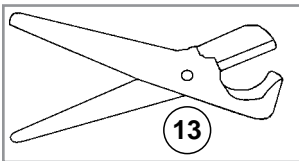
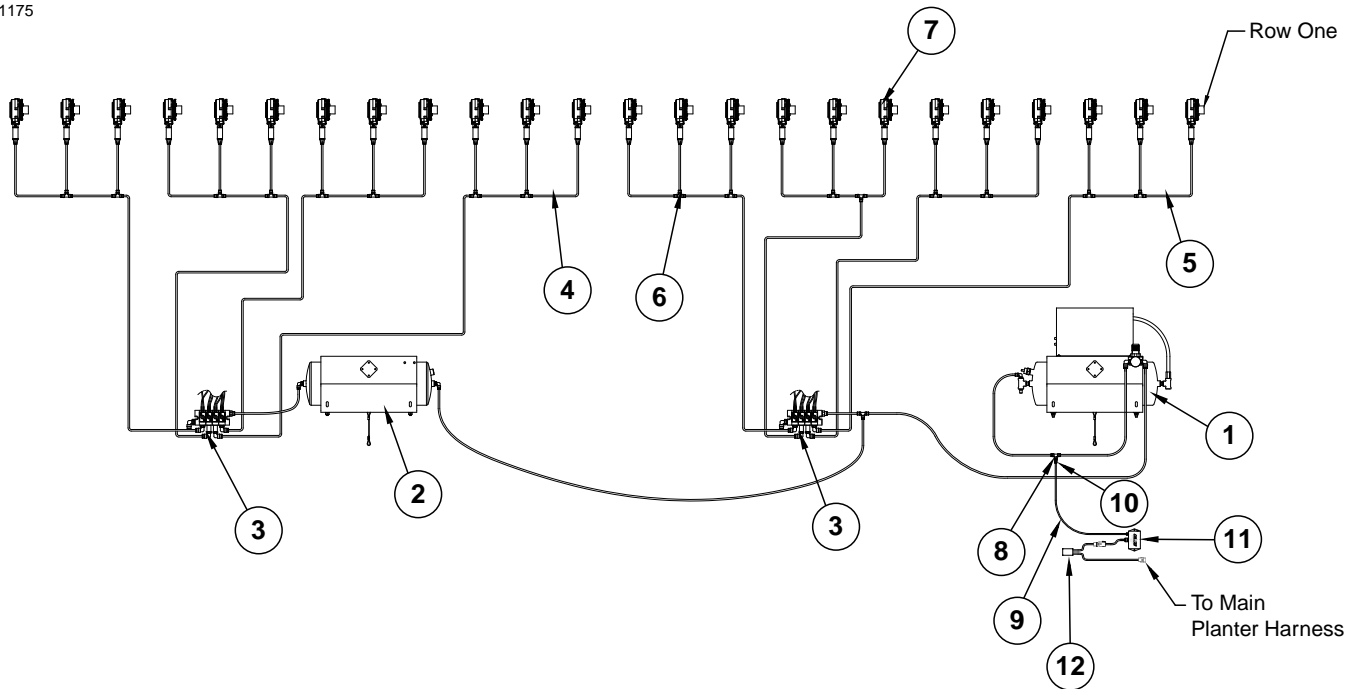
ITEM	PART NO.	QTY. (Per Assy.)	DESCRIPTION
1	---	-	See "Wheel Module Assembly" on page P135
2	GD10327	2	Extension Plate
3	GA5113	1	Sprocket, 28 Tooth
4	G10233	1	Machine Bushing, 1", 10 Gauge
5	G10130	1	Square Head Machine Bolt, 5/16"-18 x 1 3/4"
	G10923	1	Flange Nut, 5/16"-18, No Serration
6	GA7154	1	Sprocket W/Bearing, 18 Tooth
7	G10053	1	Hex Head Cap Screw, 1/2"-13 x 2 1/2"
	G10168	1	Machine Bushing, 1/2", 7 Gauge
	G11389	3	Flat Washer, 1/2" SAE
	G10228	1	Lock Washer, 1/2"
	G10102	1	Hex Nut, 1/2"-13
8	G10233	-	Machine Bushing, 1", 10 Gauge (As Required)
9	GD10547	1	Jack Shaft, 7/8" x 13"
10	GA7313	1	Sprocket Storage Rod
11	GD2558	2	Lynch Pin, 1/4"
12	G10037	1	Hex Head Cap Screw, 1/2"-13 x 1 1/4"
	G11389	1	Flat Washer, 1/2" SAE
	G10228	1	Lock Washer, 1/2"
	G10102	1	Hex Nut, 1/2"-13

ITEM	PART NO.	QTY. (Per Assy.)	DESCRIPTION
13	G3310-68	2	Chain, No. 40, 68 Pitch Including Connector Link
	GR0912	-	Connector Link, No. 40
	GR0911	-	Offset Link, No. 40
14	GA5105	1	Sprocket, 15 Tooth
	GA5106	1	Sprocket, 17 Tooth
	GA5109	-	Sprocket, 24 Tooth
	GA5112	1	Sprocket, 27 Tooth
	GA5108	-	Sprocket, 23 Tooth (From Transmission)
	GA5110	-	Sprocket, 25 Tooth (From Transmission)
	GA5111	-	Sprocket, 26 Tooth (From Transmission)
15	G3400-01	-	Flangette
16	G2100-03	-	Bearing, 7/8" Hex Bore, Spherical
17	G10338	3	Carriage Bolt, 5/16"-18 x 1 1/4"
	G10232	3	Lock Washer, 5/16"
	G10106	3	Hex Nut, 5/16"-18
18	GD11045	1	Lock Clamp
19	GD10637	1	Stepped Spacer, 1/2"
20	G10602	2	Spring Pin, 1/4" x 1 1/2"
21	GA5194	1	Sprocket, 50 Tooth
22	G10408	1	Clevis Pin, 5/16" x 3/4"
	G10409	1	Retaining Ring, 5/16"
23	G10302	9	Carriage Bolt, 5/16"-18 x 7/8"
	G10232	9	Lock Washer, 5/16"
	G11386	-	Flat Washer, 5/16" SAE
	G10106	9	Hex Nut, 5/16"-18
24	G10595	1	Hex Head Cap Screw, 3/8"-16 x 10"
	G10108	1	Lock Nut, 3/8"-16
25	GA7321	-	Overrunning Sprocket Assembly, L.H.
	G10430	1	External Retaining Ring, 1 1/4"
	GD1255	6	L-Pin
	G10546	6	Spring Pin, 3/16" x 1 1/4"
	G10470	6	Cotter Pin, 5/32" x 1"
	GD10366	6	Spring
	GA7317	1	Block
	GA7319	1	Sprocket W/Bushing, 30 Tooth
26	---	-	See "Two-Speed Point Row Clutch" on page P143
27	G3310-82	1	Chain, No. 40, 82 Pitch Including Connector Link
	GR0912	-	Connector Link, No. 40
	GR0911	-	Offset Link, No. 40
28	GD10548	1	Output Shaft, 7/8" x 12"
29	GA9919	1	Idler W/Sprocket And Hardware, R.H.
	GA7154	-	Sprocket W/Bearing, 18 Tooth
	G10017	-	Hex Head Cap Screw, 1/2"-13 x 1 1/2"
	G10128	-	Machine Bushing, 1/2", 14 Gauge
	G10501	-	Hex Jam Nut, 1/2"-13, Grade 2
30	GD5857	2	Spring
31	G10036	1	Hex Head Cap Screw, 5/8"-11 x 4"
	G11391	1	Flat Washer, 5/8" SAE
	G10107	1	Lock Nut, 5/8"-11
	G10104	1	Hex Nut, 5/8"-11
A	G1K269	-	Lock Clamp Kit (Items 5 And 18)



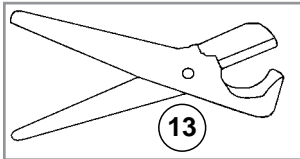
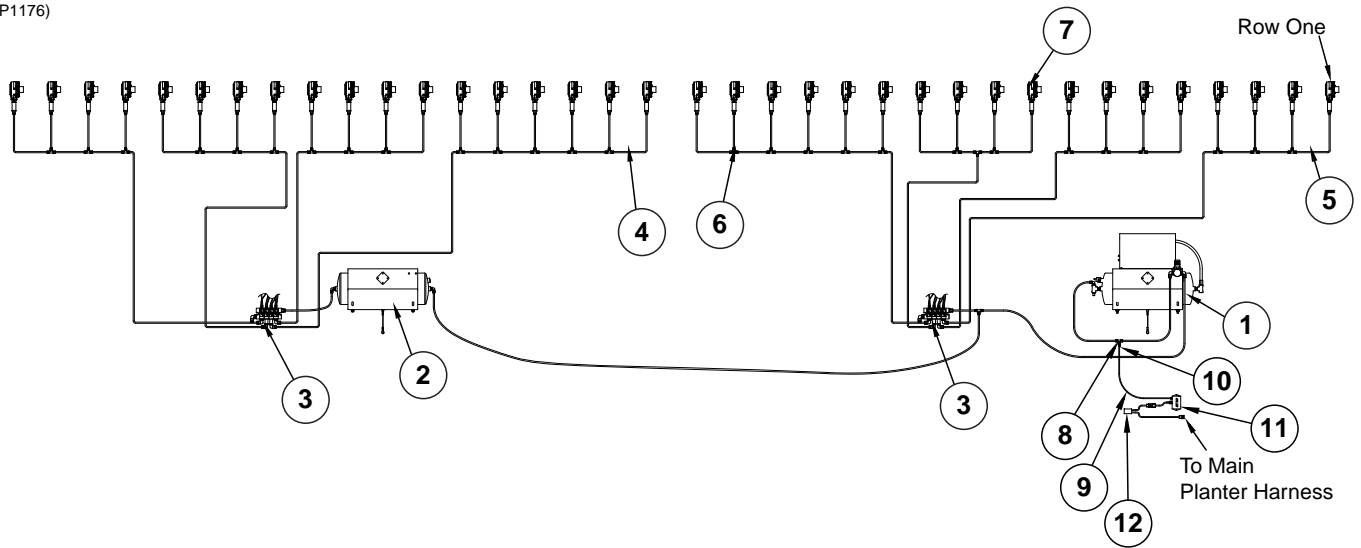
ITEM	PART NO.	QTY.	DESCRIPTION
1	GA12565	2	Encoder Module
2	GD23716	2	Anti-Rotation Encoder Bracket
3	GA12661	2	Hex Adapter Encoder
	G11242	4	Hex Socket Set Screw, ¼"-20 x ⅜"
4	G10602	1	Spring Pin, ¼" x 1½"
5	GD24364	1	Shaft, Transmission Bottom
6	G10017	12	Hex Head Cap Screw, ½"-13 x 1½"
7	GD16489	2	Coupler, ⅞" Hex
8	G10071	12	Serrated Flange Nut, ½"-13
9	GA13661	1	Hydraulic Motor Assembly, L.H.
10	GD16490	2	Coupler, 1" I.D.
11	G3317-16	2	Chain, Double No. 40, 16 Pitches
	GR1790	-	Connector Link, Double No. 40
12	GA16341	2	Motor Mount
13	GD24354	3	Hub Bolt, ⅙"-18
14	GD24353	1	Jump Start Wheel
15	G11520	3	Locknut, ⅙"-18
16	G10047	2	Hex Head Cap Screw, ⅜"-16 x 1¼"
17	GD23717	1	Wheel Arm Cover
18	G10622	4	Serrated Flange Nut, ⅜"-16
19	GA13204	1	Hall Effect Sensor
20	G10022	2	Hex Head Cap Screw, ¼"-20 x ½"
21	GD23718	1	Jump Start Cover
22	G10001	2	Hex Head Cap Screw, ⅜"-16 x 1"
23	GA16342	1	Jump Start
24	GA13660	1	Hydraulic Motor Assembly
25	GD26965	1	Encoder Shield
	G10027	4	Hex Head Cap Screw, ¾"-10 x 2 ½"
	G10231	4	Lock Washer, ¾"
	G10105	2	Hex Nut, ¾"-10

IP1175

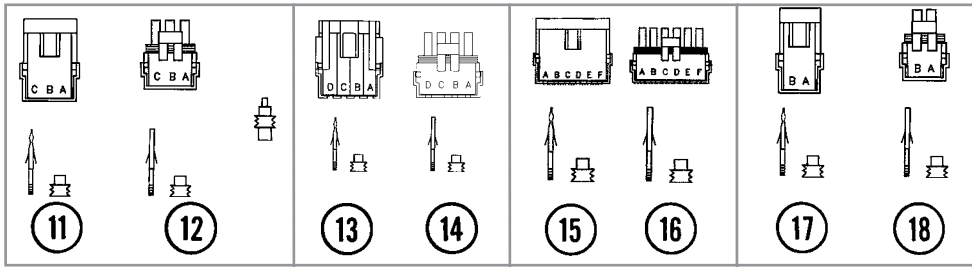
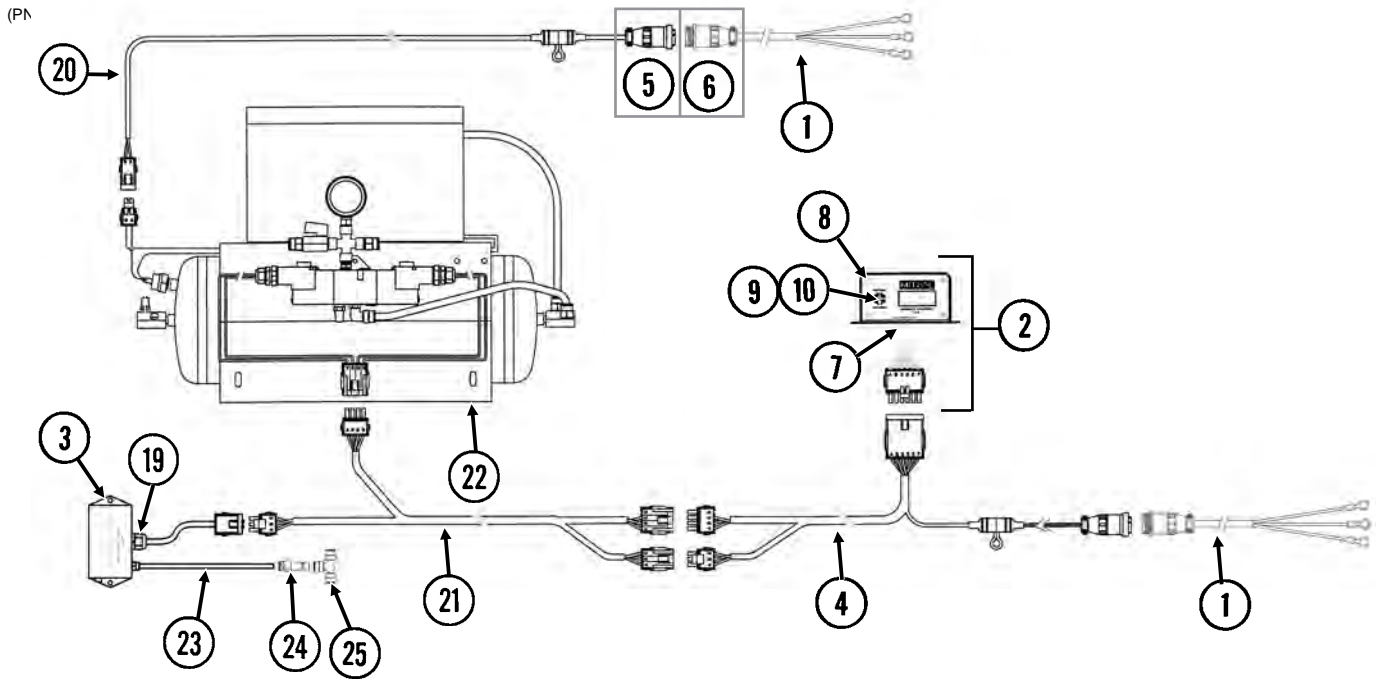


ITEM	PART NO.	QTY.	DESCRIPTION
1	---	1	See "Air Compressor and Dual Solenoid Assembly" on page P153
2	---	1	See "Accumulator Assembly" on page P155
3	---	2	See "Clutch Valve Assembly" on page P184
4	GD17151-01	3	Nylon Tubing, 1/4" O.D. x 52', 24 Row
5	GD17151-01	3	Nylon Tubing, 1/4" O.D. x 52', 24 Row
6	GD18015	-	Tee, 1/4" Press On
7	---	-	See "Air Clutch, Pull Row Unit" on page P5
8	GD18010	-	Tee, 3/8" Tube Union
9	GD17151-06	-	Nylon Tubing, 1/4" O.D. x 1 1/2'
10	GD18796	-	Reducer, 3/8" To 1/4"
11	GA14846	-	High Pressure Sensor (0-120 PSI)
12	GA12812	-	Hall Effect Adapter
13	GA13169	1	Tube Cutter W/Blade
	GR1843	-	Blade

(IP1176)

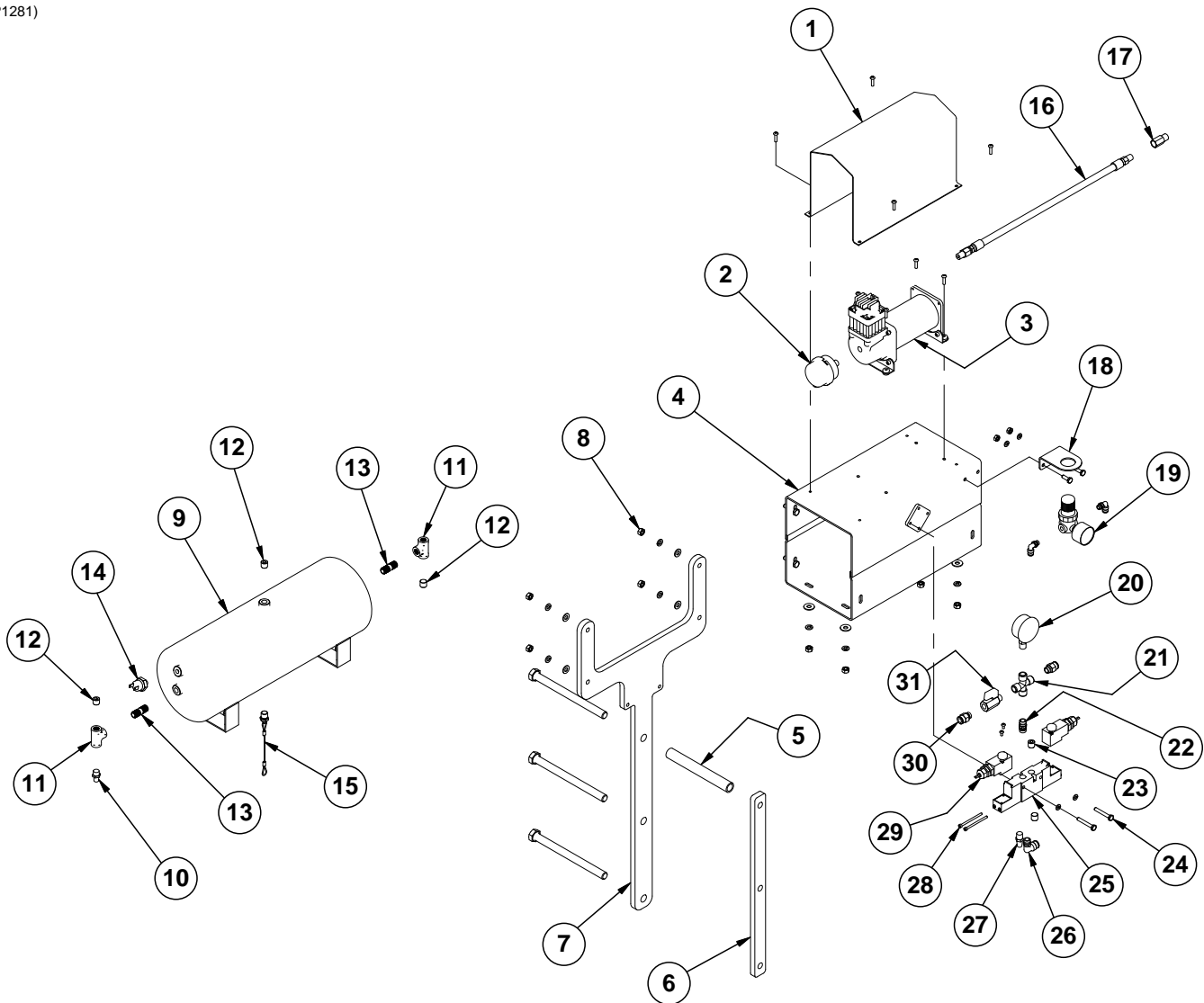


ITEM	PART NO.	QTY.	DESCRIPTION
1	---	1	See "Air Compressor and Dual Solenoid Assembly" on page P153
2	---	1	See "Accumulator Assembly" on page P155
3	---	2	See "Clutch Valve Assembly" on page P184
4	GD17151-01	4	Nylon Tubing, 1/4" O.D. x 52'
5	GD17151-01	-	Nylon Tubing, 1/4" O.D. x 52'
6	GD18015	29	Tee, 1/4" Press On (Air Clutch)
7	---	-	See "Air Clutch, Pull Row Unit" on page P5
8	GD18010	-	Tee, 3/8" Tube Union
9	GD17151-06	-	Nylon Tubing, 1/4" O.D. x 1 1/2'
10	GD18796	-	Reducer, 3/8" To 1/4"
11	GA14846	-	High Pressure Sensor (0-120 PSI)
12	GA12812	-	Hall Effect Adapter
13	GA13169	1	Tube Cutter W/Blade
	GR1843	-	Blade



ITEM	PART NO.	QTY.	DESCRIPTION
1	GA17547	2	Power Lead Adapter
2	GA12644	1	Control Console Assembly
3	GA14846	1	High Pressure Sensor (0-120 PSI)
4	GA12645	1	Wiring Harness W/Fuse Holder And Fuse, 206"
	GD14258	-	Fuse Holder
	GD14660	-	Fuse, 2 Amp Delay Action
5	G1K268	-	Console Cable Connector Kit, Includes: (1) 3-Pin Connector, (1) Cable Clamp, (1) Lock Ring, (3) Female Terminal Pins
6	G1K267	-	Console Cable Connector Kit, Includes: (1) 3-Pin Connector, (1) Cable Clamp, (3) Male Terminal Pins
7	GA9963	1	Strain Relief
8	GR1292	4	Pan Head Screw, No. 8-32 x 1/2"
9	GR1363	1	Hex Face Nut, 1 1/2"-32
10	GA6978	1	Switch, 3 Position Toggle, ON-OFF-ON
11	G1K248	-	3-Pin Female Connector Kit (Black), Includes: (3) 3-Pin Female Housings, (9) Pin Contacts, (9) Seals
12	G1K252	-	3-Pin Male Connector Kit (Black), Includes: (3) 3-Pin Male Housings, (9) Socket Contacts, (9) Seals
13	GA8328	-	4-Pin Female Connector Kit, Includes: (1) 4-Pin Female Housing, (4) Pin Contacts, (4) Seals
14	GA8329	-	4-Pin Male Connector Kit, Includes: (1) 4-Pin Male Housing, (4) Socket Contacts, (4) Seals
15	G1K396	-	6-Pin Female Connector Kit (Black), Includes: (3) 6-Pin Female Housings, (18) Pin Contacts, (18) Seals
16	G1K395	-	6-Pin Male Connector Kit (Black), Includes: (3) 6-Pin Male Housings, (18) Socket Contacts, (18) Seals
17	G1K321	-	2-Pin Female Connector Kit (Black), Includes: (3) 2-Pin Female Housings, (6) Pin Contacts, (6) Seals
18	G1K320	-	2-Pin Male Connector Kit (Black), Includes: (3) 2-Pin Male Housings, (6) Socket Contacts, (6) Seals
19	GA9964	2	Strain Relief
20	GA16391	1	Wiring Harness W/Fuse Holder And Fuse, 40'
	GD14258	-	Fuse Holder
	GD18275	-	Fuse, 20 Amp
21	GA12669	1	Wiring Harness, 40'
22	---	-	See "Air Compressor and Dual Solenoid Assembly" on page P153
23	GD17151-06	1	Nylon Tubing, 1/4" O. D. x 1 1/2'
24	GD18796	1	Reducer, 3/8" To 1/4"
25	GD18010	1	Tee, 3/8" Tube Union

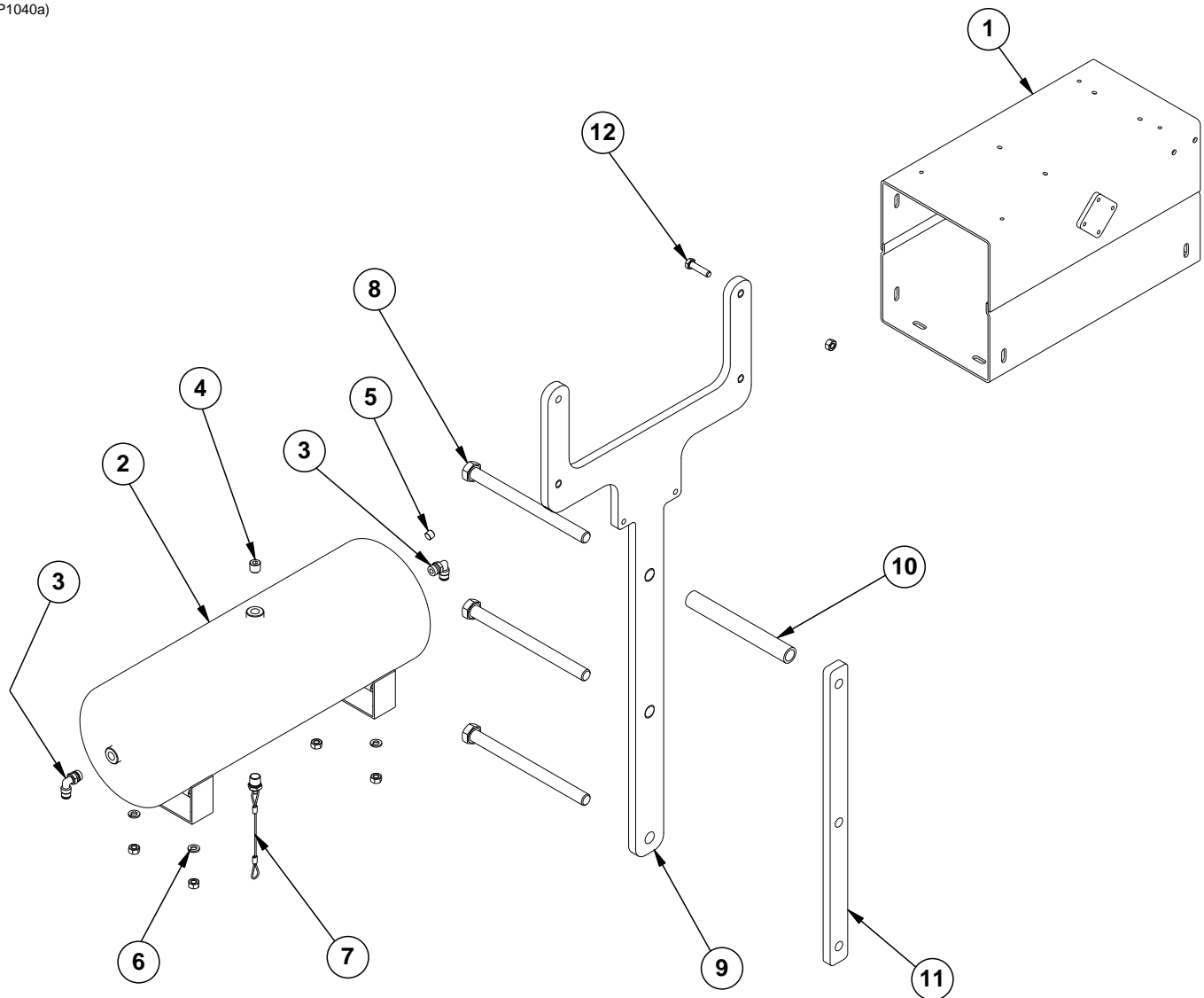
(IP1281)



ITEM	PART NO.	QTY.	DESCRIPTION
1	GD18112	1	Cover
	G11066	4	Phillips Pan Head Machine Screw, No. 10-24 x 3/4", Stainless Steel
	G10992	4	Serrated Flange Nut, No. 10-24
2	GA14127	1	Filter Assembly (2010 production and on)
	GR1943	-	Filter (2010 production and on)
	GA12404	-	Filter Assembly (prior to 2010 production)
	GR1809	-	Filter (prior to 2010 production)
3	GA12102	1	Air Compressor
	G11066	4	Phillips Pan Head Machine Screw, No. 10-24 x 3/4", Stainless Steel
	G10992	4	Serrated Flange Nut, No. 10-24
4	GA12358	1	Mount
	G10019	4	Hex Head Cap Screw, 5/16"-18 x 1"
	G10232	4	Lock Washer, 5/16"
	G11386	4	Flat Washer, 5/16" SAE
	G10106	4	Hex Nut, 5/16"-18

ITEM	PART NO.	QTY.	DESCRIPTION
5	GD3180-33	1	Sleeve, 7"
6	GD18901	1	Tap Block, Long
7	GD20044	1	Compressor Mount, 24 Row 30" and 36 Row 20"
	GD26144	3	Offset Compressor Mount, 24 Row 20" and 24 Row 22"
	G10341		Hex Head Cap Screw, 5/8"-11 x 8"
8	G10106	4	Hex Nut, 5/16"-18
	G10232	4	Lock Washer, 5/16"
	G11386	4	Flat Washer, 5/16" SAE
	G10171	4	Hex Head Cap Screw, 5/16"-18 x 1 1/4"
9	GA11988	1	Tank, 3 Gallon
10	GA13512	1	Valve Stem, 1/4" NPT
11	GD19237	2	Tee, 1/4" NPT
12	GD17156	3	Plug, 1/4" NPT
13	GD19238	2	Close Nipple, 1/4" NPT
14	GR1778	1	Pressure Switch
15	GA11991	1	Drain, 1/4" NPT
16	GR1951	1	Leader Hose without Check Valve
17	GR1921	1	Check Valve
18	GD18084	1	Regulator Bracket
	G10023	2	Hex Head Cap Screw, 1/4"-20 x 3/4"
	G10227	2	Lock Washer, 1/4"
	G10103	2	Hex Nut, 1/4"-20
19	GA12629	1	Mini Regulator W/Gauge
	GD19080	2	Elbow, 1/4" x 1/8" NPT Swivel
20	GA12104	1	Pressure Gauge, 1/4" NPT
21	GD18078	1	Female Cross, 1/4" NPT
22	GD17154	1	Connector, 1/4" Male NPT
23	GD17156	2	Plug, 1/4" NPT
24	G10040	2	Hex Head Cap Screw, 1/4"-20 x 1 3/4"
	G10227	2	Lock Washer, 1/4"
25	GA11993	1	Block
26	GD17143	1	Swivel Elbow, 1/4" NPT x 3/8"
27	GA11997	1	Breather, 1/4" NPT
28	GR1952	4	Socket Head Cap Screw, #8-32 x 2"
	GR1953	4	O-Ring
	G10256	4	Lock Washer, No. 8
29	GA11994	2	Solenoid
	G11311	4	Phillips Pan Head Machine Screw
30	GD17141	2	Connector, 1/4" Male NPT
31	GA11992	1	Shutoff Valve, 1/4" NPT
A	GA12626	-	Air Compressor Assembly (Items 1-4 and 9-15)
B	GA11995	-	Dual Solenoid Assembly (Items 20-31) (only applicable with pneumatic down pressure option)
C	GR1783	-	Valve Seal Repair Kit

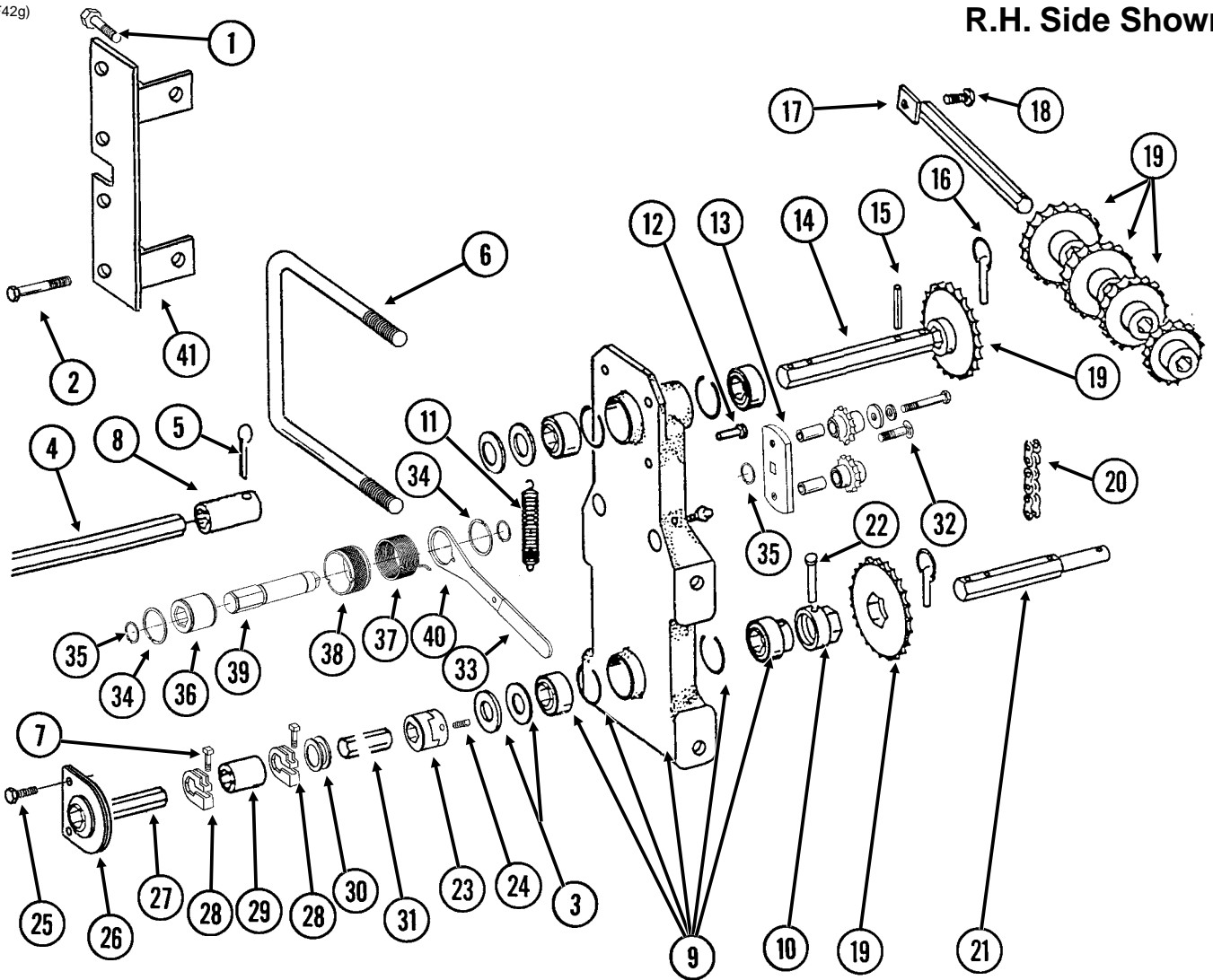
(IP1040a)



ITEM	PART NO.	QTY.	DESCRIPTION
1	GA12358	1	Compressor Mount
2	GA11988	1	Tank, 3 Gallon
3	GD17148	2	Male Connector, 1/4"
4	GD17156	1	Plug, 1/4" NPT
5	GD19079	1	Plug, 1/8" NPT
6	G10620	4	Serrated Flange Nut, 5/16"-18
	G10043	4	Hex Head Cap Screw, 5/16"-18 x 3/4"
7	GA11991	1	Drain, 1/4" NPT
8	G10341	3	Hex Head Cap Screw, 5/8"-11 x 8"
9	GD20044	1	Bracket
10	GD3180-33	1	Sleeve, 7"
11	GD18901	1	Tap Block, Long
12	G10171	4	Hex Head Cap Screw, 5/16"-18 x 1 1/4"
	G10620	4	Serrated Flange Nut, 5/16"-18

(FF42g)

R.H. Side Shown



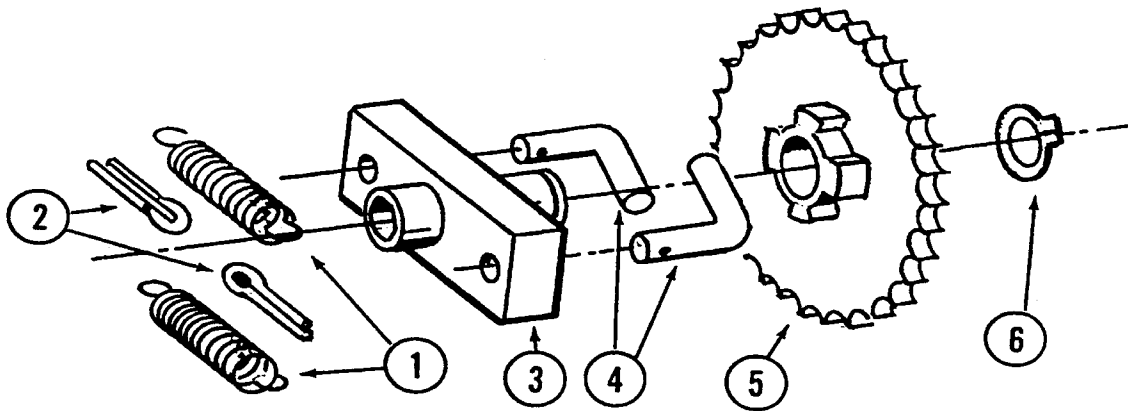
ITEM	PART NO.	QTY. (Per Assy.)	DESCRIPTION
1	G10008	2	Hex Head Cap Screw, 5/8"-11 x 2"
	G10230	2	Lock Washer, 5/8"
	G10104	2	Hex Nut, 5/8"-11
2	G10028	4	Hex Head Cap Screw, 3/4"-10 x 3"
	G10231	4	Lock Washer, 3/4"
	G11392	4	Flat Washer, 3/4" SAE
	G10105	2	Hex Nut, 3/4"-10
	---	-	See "Wheel Module Assembly" on page P135
3	G10233	4	Machine Bushing, 1", 10 Gauge
4	---	-	See "Wheel Module Assembly" on page P135
5	G10460	1	Cotter Pin, 1/4" x 2"
6	GD1114	1	U-Bolt, 7" x 7" x 5/8"-11
	G10107	2	Lock Nut, 5/8"-11
7	G10130	2	Square Head Machine Bolt, 5/16"-18 x 1 3/4"
	G10923	2	Flange Nut, 5/16"-18, No Serration
8	GD7867	1	Coupler, 3"

Continued on the next page.

ITEM	PART NO.	QTY. (Per Assy.)	DESCRIPTION
9	GA5629	1	Transmission Plate W/Bearings, Grease Fittings And Retaining Rings
	GA5116	3	Bearing, 7/8" Hex Bore, Cylindrical
	GA5624	1	Special Bearing, 7/8" Hex Bore x 1.6"
	GD6551	4	Ring
	G10640	-	Grease Fitting, 1/4"-28
10	GD7127	1	Shear Coupler
11	GD5857	1	Spring
12	G10478	1	Clevis Pin, 5/16" x 1"
	G10409	1	Retaining Ring, 5/16"
13	GA7336	1	Idler W/Bolt-On Sprockets
	GD7426	-	Sprocket, 12 Tooth
	GD1026	-	Sleeve, 1 3/16" Long
	G11387	-	Flat Washer, 3/8" SAE
	G10229	-	Lock Washer, 3/8"
	G10047	-	Hex Head Cap Screw, 3/8"-16 x 1 3/4"
14	GD5835	1	Shaft, 7/8" x 7"
15	G10602	3	Spring Pin, 1/4" x 1 1/2"
16	GD2558	3	Lynch Pin, 1/4"
17	GA5146	1	Sprocket Storage Rod
18	G10017	1	Hex Head Cap Screw, 1/2"-13 x 1 1/2"
	G10228	1	Lock Washer, 1/2"
	G10102	1	Hex Nut, 1/2"-13
19	GA5106	1	Sprocket, 17 Tooth
	GA5107	1	Sprocket, 19 Tooth
	GA5108	2	Sprocket, 23 Tooth
	GA5109	1	Sprocket, 24 Tooth
	GA5110	1	Sprocket, 25 Tooth
	GA5111	1	Sprocket, 26 Tooth
	GA5112	1	Sprocket, 27 Tooth
	GA5113	1	Sprocket, 28 Tooth
20	G3310-80	1	Chain, No. 40, 80 Pitch Including Connector Link
	GR0912	-	Connector Link, No. 40
21	GD7822	1	Shaft, 7/8" x 7"
22	G10821	1	Clevis Pin, 3/16" x 2"
	G10455	1	Cotter Pin, 1/16" x 1/2"
23	GB0287	2	Coupler
24	G10131	4	Square Head Set Screw, 5/16"-18 x 3/4"
25	G10004	2	Hex Head Cap Screw, 3/8"-16 x 1 1/4"
	G10229	2	Lock Washer, 3/8"
	G10101	2	Hex Nut, 3/8"-16
26	GA2180	1	Hanger Bearing, 7/8" Hex Bore, 36 Row 20" Only
27	GD0914-152	-	Hex Shaft, 7/8" x 152" (No Holes), L.H. Side, 24 Row 30" And 36 Row 20"
	GD0914-224	-	Hex Shaft, 7/8" x 224" (No Holes), L.H. Side, 24 Row 20"
	GD0914-123	-	Hex Shaft, 7/8" x 123" (No Holes), L.H. Side, 24 Row 22"
	GD0914-152	-	Hex Shaft, 7/8" x 152" (No Holes), R.H. Side, 24 Row 30" And 36 Row 20"
	GD0914-234	-	Hex Shaft, 7/8" x 234" (No Holes), R.H. Side, 24 Row 20"
	GD0914-128	-	Hex Shaft, 7/8" x 128" (No Holes), R.H. Side, 24 Row 22"
28	GD11045	2	Lock Clamp
29	GD1719	1	Coupler, 4", 24 Row 30"
30	G10233	1	Machine Bushing, 1", 10 Gauge

ITEM	PART NO.	QTY. (Per Assy.)	DESCRIPTION
31	GD0914-208	-	Hex Shaft, 7/8" x 208" (No Holes), R.H. Side, 36 Row 20"
	GD0914-198	-	Hex Shaft, 7/8" x 198" (No Holes), L.H. Side, 36 Row 20"
	GD0914-198	-	Hex Shaft, 7/8" x 198" (No Holes), R.H. And L.H. Sides, 24 Row 30"
	GD0914-128	-	Hex Shaft, 7/8" x 128" (No Holes), R.H. Side, 24 Row 22"
	GD0914-123	-	Hex Shaft, 7/8" x 123" (No Holes), L.H. Side, 24 Row 22"
32	G11100	1	Hex Socket Button Head Cap Screw, 1/4"-20 x 1/2", Grade 8
	G10227	1	Lock Washer, 1/4"
	G11453	1	Fender Washer, 1/4"
33	G11078	1	Vinyl Cap
34	G10496	2	External Inverted Snap Ring, 1 1/2"
35	G11075	3	External Inverted Snap Ring, 7/8"
36	GD14432	1	Sleeve, 1 1/4"
37	GD14413	-	Torsion Spring, L.H. (Shown)
	GD14414	1	Torsion Spring, R.H.
38	GD19343	1	Release Collar, R.H.(Shown)
	GD19344	-	Release Collar, L.H.
39	GD14427	1	Tightener Shaft, 4 7/8"
40	GD14431	1	Handle
41	GA9524	-	Mount, 36 Row 20" Only (Shown)
A	G1K269	-	Lock Clamp Kit (Items 7 And 28)
B	G1K378	1	Wrap Spring Wrench Replacement Kit, Blue Collar, R.H. (Items 32-40)
	G1K379	-	Wrap Spring Wrench Replacement Kit, Gray Collar, L.H. (Items 32-40)

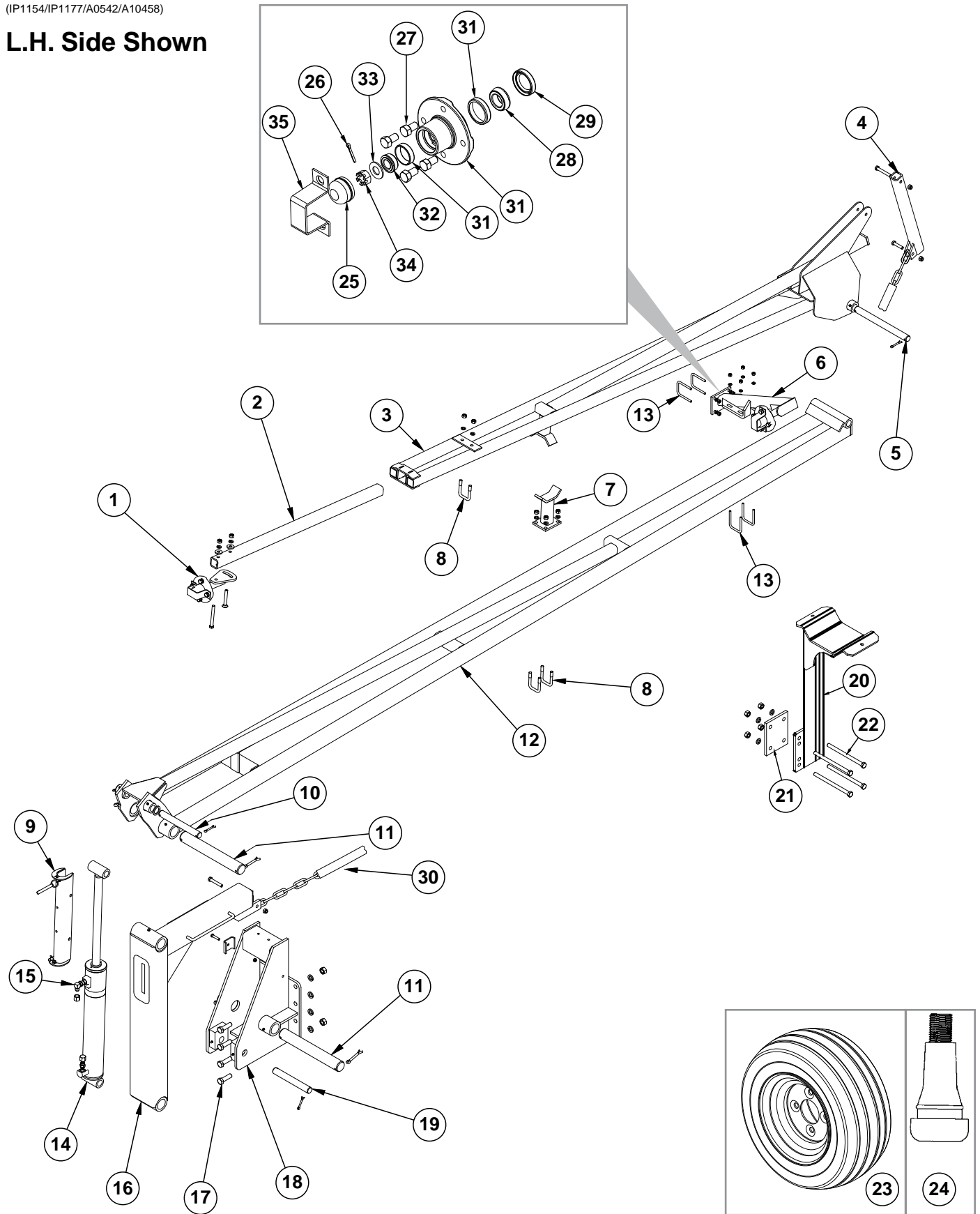
PTD016(TWL12)



ITEM	PART NO.	QTY. (Per Assy.)	DESCRIPTION
1	GD1256	2	Spring
2	G10453	2	Cotter Pin, 3/16" x 1"
3	GA0378	1	Block And Hub Assembly
4	GD1255	2	L-Pin
5	GA5165	1	Sprocket, 30 Tooth
6	G10430	1	External Retaining Ring, 1 1/4"
A	GA5164	-	Ratchet/Sprocket Assembly (Items 1-6)

(IP1154/IP1177/A0542/A10458)

L.H. Side Shown

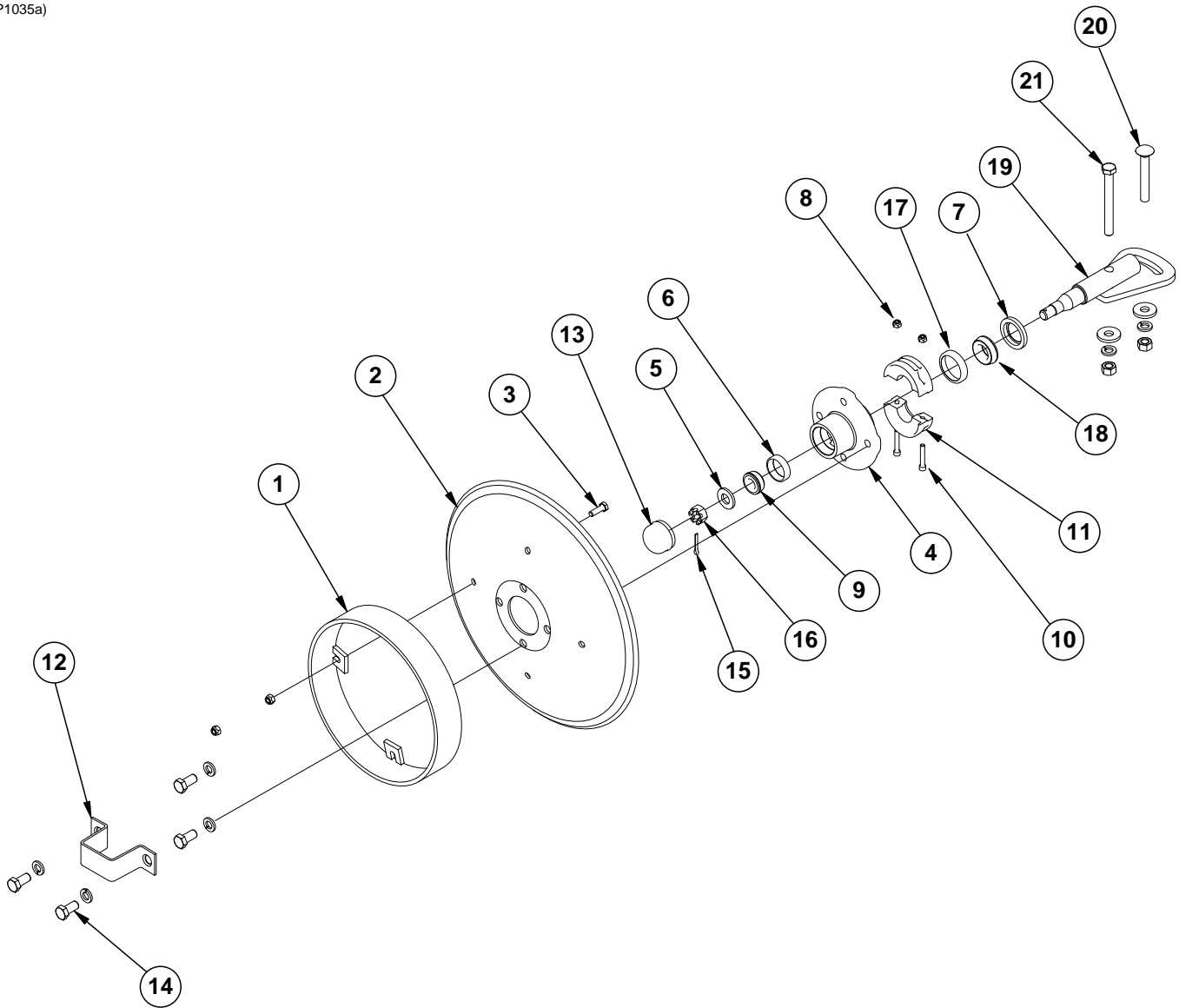


ITEM	PART NO.	QTY. (Per Assy.)	DESCRIPTION
1	---	1	See "Row Marker Spindle/Hub/Blade" on page P163
2	GD0453-07 GD0453-11	1	Extension Tube, 45" Extension Tube, 35", 24 Row 20" and 24 Row 22"
3	GA9103 GA12690 GA12695 G10640	1 - - -	Arm W/Grease Fittings, Third Stage, 117", 24 Row 30" and 36 Row 20" Arm W/Grease Fittings, Third Stage, 57", 24 Row 20" Arm W/Grease Fittings, Third Stage, 65", 24 Row 22" Grease Fitting, 1/4"-28
4	GA6860 GA13485 G10581 G10111 G10033	1 - 1 3 1	Control Arm, 24 Row 22", 24 Row 30" and 36 Row 20" Control Arm, 24 Row 20" Hex Head Cap Screw, 1/2"-13 x 2 1/4" Lock Nut, 1/2"-13 Hex Head Cap Screw, 1/2"-13 x 3 1/2"
5	GD0704 G10460	1 6	Pin, 1 1/4" x 14" Cotter Pin, 1/4" x 2"
6	GA0160R GA0160L	1 -	Support, R.H. Support, L.H. (Shown)
7	GA9101 GA12803	1 -	Stop Weld, 24 Row 30" and 36 Row 20" Stop Weld, 24 Row 20"
8	GD2721 G10228 G10102	3 2-8 2-8	U-Bolt, 2" x 2" x 1/2"-13 Lock Washer, 1/2" Hex Nut, 1/2"-13
9	GA8172 G10536	1 -	Safety Lockup W/Detent Pins, 20" Detent Pin, 1/2" x 2 1/2" Grip
10	GD9964 G10159 G10460	1 2 2	Pin, 1 1/4" x 10 1/2" Washer, 1 7/8" Cotter Pin, 1/4" x 2"
11	GD0677 G10461	2 4	Pin, 2 1/8" x 15 3/4" Cotter Pin, 3/8" x 3"
12	GA9102 GA12692 GA9612 G10640	1 - - -	Arm W/Grease Fittings, Second Stage, 185", 24 Row 30" and 36 Row 20" Arm W/Grease Fittings, Second Stage, 120", 24 Row 20" Arm W/Grease Fittings, Second Stage, 136", 24 Row 22" Grease Fitting, 1/4"-28
13	GD19212 G11387 G10108	4 4 4	U-Bolt, 2 1/2" x 3/8"-16 Lock Washer, 3/8" Hex Nut, 3/8"-16
14	---	-	See "Row Marker (Cushion) Cylinder" on page P168
15	G6801-08 G6400-08 GR1037 G6400-08-04 GR1464 G304-C-8	1 1 - 2 - -	Elbow W/O-Ring, 90°, 3/4"-16 Male JIC To O-Ring Connector W/O-Ring, 3/4"-16 Male JIC To O-Ring O-Ring Connector W/O-Ring, 3/4"-16 Male JIC To 7/16"-20 O-Ring O-Ring Cap Nut, 3/4"-16
16	GA6870 G10038	1 1	Arm, First Stage Hex Head Cap Screw, 1/2"-13 x 3"
17	G10027 G10231 G10105	8 8 6	Hex Head Cap Screw, 3/4"-10 x 2 1/2" Lock Washer, 3/4" Hex Nut, 3/4"-10
18	GA4031 G10640 GD5875 G10108 G10047	1 - 1 1 1	Mount W/Grease Fittings Grease Fitting, 1/4"-28 Hose Clamp, 9/16" x 2 1/2" x 2" Lock Nut, 3/8"-16 Hex Head Cap Screw, 3/8"-16 x 1 3/4"
19	GD10186 G10460	1 2	Pin, 1 1/4" x 9 1/2" Cotter Pin, 1/4" x 2"

ITEM	PART NO.	QTY. (Per Assy.)	DESCRIPTION
20	GA12434	1	Marker Tire Support
21	GD9622	1	Plate
22	G10152	4	Hex Head Cap Screw, 5/8"-11 x 9"
	G10104	4	Hex Nut, 5/8"-11
	G10230	4	Lock Washer, 5/8"
23	GD0841	1	Tube Type Tire, 16" x 6.5" x 8" (Specify Brand*)
	GD1364	1	Tube (Not Shown)
	GA0246	1	Rim, T8 x 5.38" x 4
24	GA10458	1	Valve Stem
25	GD0840	1	Dust Cap
26	G10544	1	Cotter Pin, 5/32" x 1"
27	GD3248	4	Lug Bolt, 1/2"-20 x 1 1/4"
28	GA0245	1	Bearing
29	GD21540	1	Grease Seal
30	G3302-05	1	Coil Chain, No. 9/0, 79 Links, 24 Row 30" and 36 Row 20"
	G3302-11	-	Coil Chian, No. 9/0, 52 Links, 24 Row 20"
	G3302-01	-	Coil Chain, No. 9/0, 60 Links, 24 Row 22"
	GD10674-01	-	Nylon Cover, 141", 24 Row 30" and 36 Row 20"
	GD10674-04	-	Nylon Cover, 100", 24 Row 20" and 24 Row 22"
31	GA0167	1	Hub W/Cups, 4 Bolt
	GR0151	-	Outer Cup
	GR0150	-	Inner Cup
	GB0165	-	Hub, 4 Bolt
32	GA0257	1	Bearing
33	G11391	1	Flat Washer, 5/8" SAE
34	G10725	1	Slotted Hex Nut, 5/8"-18
35	GD2597	1	Retainer
A	GA0542	1	Tire And Rim Assembly (Item 23)

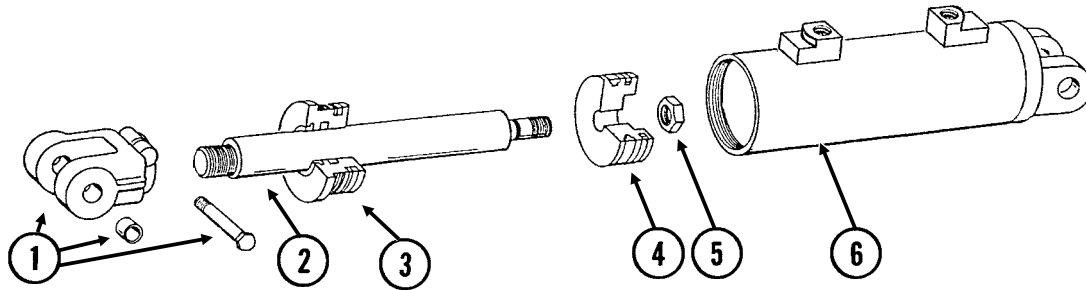
***Specific brand requests will be supplied only as available from current Kinze Repair Parts stock. If a specific brand requested is not in stock, the brand available will be supplied.**

(IP1035a)



ITEM	PART NO.	QTY. (Per Assy.)	DESCRIPTION
1	GA5853	1	Depth Band
2	GD0746	1	Disc Blade, Solid, 16" (Shown)
	GD10283	-	Disc Blade, Notched, 16" (Optional)
3	G10019	4	Hex Head Cap Screw, 5/16"-18 x 1"
	G10109	4	Lock Nut, 5/16"-18, Grade 8
4	GA0167	1	Hub W/Cups, 4 Bolt (Includes Items 6 and 17)
5	G11391	1	Flat Washer, 5/8" SAE
6	GR0151	1	Outer Cup
7	GD21540	1	Grease Seal
8	G10110	2	Lock Nut, 1/4"-20, Grade B
9	GA0257	1	Bearing
10	G11418	2	Hex Socket Head Cap Screw, 1/4"-20 x 1 1/2"
11	GB0554	2	Hub Shield
12	GD2597	1	Retainer
13	GD0840	1	Dust Cap
14	G10722	4	Hex Head Cap Screw, 1/2"-20 x 1"
	G10228	4	Lock Washer, 1/2"
15	G10544	1	Cotter Pin, 5/32" x 1"
16	G10725	1	Slotted Hex Nut, 5/8"-18
17	GR0150	1	Inner Cup
18	GA0245	1	Bearing
19	GA15151	1	Spindle
20	G10844	1	Carriage Bolt, 1/2"-13 x 3 1/2"
	G10168	1	Machine Bushing, 1/2", 7 Gauge
	G10228	1	Lock Washer, 1/2"
	G10102	1	Hex Nut, 1/2"-13
21	G10045	1	Hex Head Cap Screw, 1/2"-13 x 4 1/2"
	G10168	2	Machine Bushing, 1/2", 7 Gauge
	G10228	2	Lock Washer, 1/2"
	G10102	2	Hex Nut, 1/2"-13
A	GA13719	-	Hub And Spindle Assembly, (Items 4-7, 9, and 12-19)

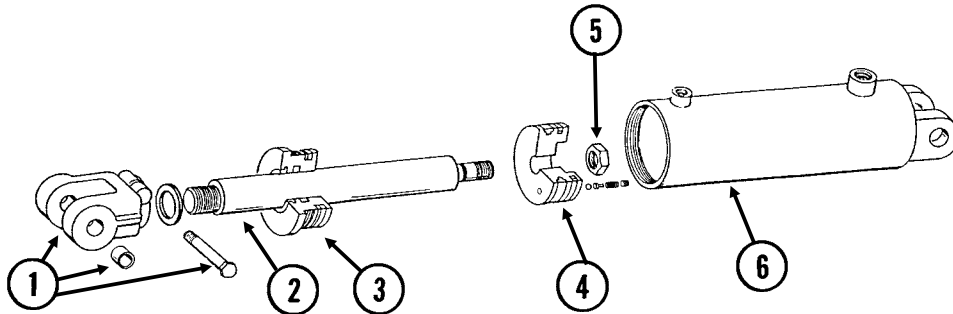
(CYL33d)



ITEM	PART NO.	QTY.	DESCRIPTION
1	GA8130	1	Clevis W/Bushings, Hex Head Cap Screw And Hex Nut
	GD11751	2	Steel Bushing, 1" Wide
	G10939	1	Hex Head Cap Screw, 3/8"-16 x 2 1/4"
	G10101	1	Hex Nut, 3/8"-16
2	GD12521	1	Rod
3	GD12522	1	Gland
4	GD12525	1	Piston
5	GD27235	1	Nylon Lock Nut, 1"-14, Grade 8
6	A8927	1	Barrel (Non-Stock Item)
A	GA8928	-	Cylinder Complete, 4 1/2" x 10" <i>(Part Number Stamped On Barrel)</i>
B	GR1530	-	Seal Kit, Includes: (1) Wiper, (1) U-Cup, (2) O-Rings, (1) BU Ring, (2) Cast Iron Rings, (1) Seal, (1) Energizer

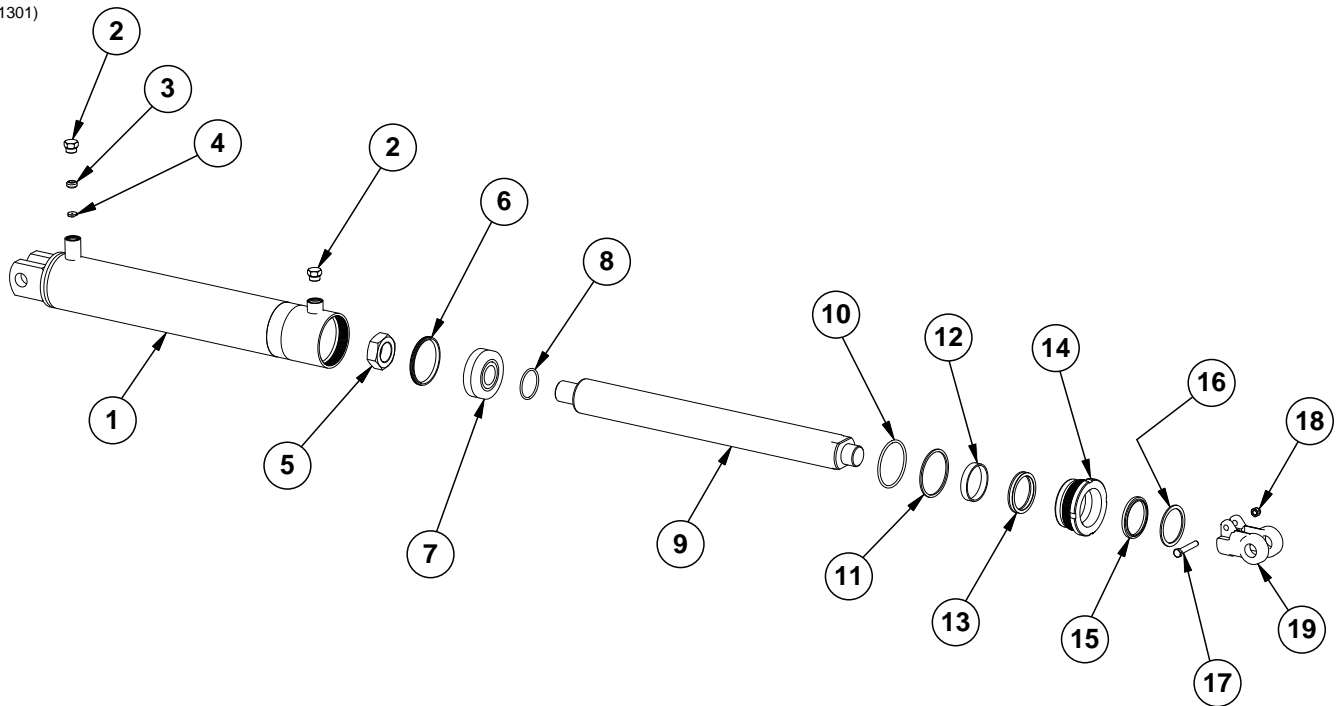
Slave Cylinders

CYL055(CYL15d)



ITEM	PART NO.	QTY.	DESCRIPTION
1	GA8130	1	Clevis W/Bushings, Hex Head Cap Screw And Hex Nut
	GD11751	2	Steel Bushing, 1" Wide
	G10939	1	Hex Head Cap Screw, 3/8"-16 x 2 1/4"
	G10101	1	Hex Nut, 3/8"-16
2	GD12564	1	Rod
3	GD12572	1	Gland
4	GA8962	1	Piston W/Rephasing Valve
	GR1169	-	Rephasing Valve Replacement Kit (Set Screw, Guide, 2 Springs And Ball)
5	GD27235	1	Nylon Lock Nut, 1"-14, Grade 8
6	A8960	1	Barrel (Non-Stock Item)
A	GA8961	-	Cylinder Complete, 4 3/4" x 20" <i>(Part Number Stamped On Barrel)</i>
B	GR1546	-	Seal Kit, Includes: (1) Wiper, (1) U-Cup, (2) O-Rings, (1) BU Ring, (2) Cast Iron Rings, (1) Seal, (1) Energizer

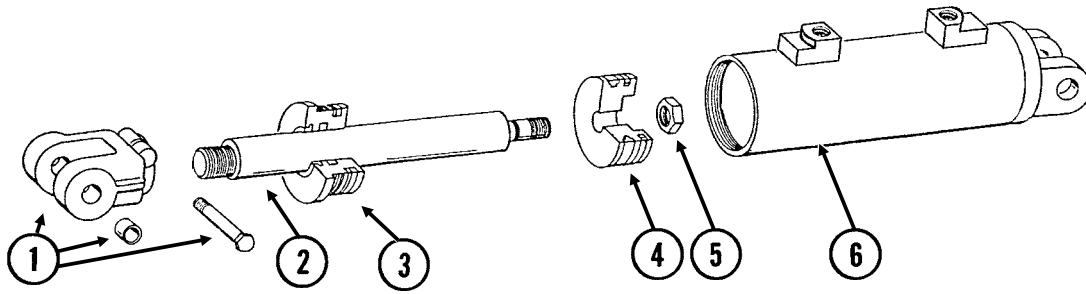
(IP1301)



ITEM	PART NO.	QTY.	DESCRIPTION
1	A8969	1	Barrel (Non-Stock Item)
2	G6408-08	2	Plug W/O-Ring, 3/4"-16 O-Ring
3	G10987	1	Hollow Lock Screw, 3/4"-16 x 3/8"
4	GD12589	1	Orifice Plate
5	G10087	1	Hex Jam Nut, 1 1/2"-12, Grade 2
6	*D12280	1	T-Seal
7	GD20991	1	Piston
8	*D20990	1	O-Ring
9	GD20989	1	Rod
10	*D12231	1	O-Ring
11	*D12232	1	Backup Ring
12	*D12137	1	Wear Ring
13	*D12264	1	U-Cup
14	GD20988	1	Gland
15	*D12263	1	Wiper
16	*D12121	1	Ring
17	G10939	1	Hex Head Cap Screw, 3/8"-16 x 2 1/4"
18	G10108	1	Lock Nut, 3/8"-16
19	GD11951	1	Clevis
A	GA14697	-	Cylinder Complete, 3 1/2" x 20" (<i>Part Number Stamped On Barrel</i>)
B	GR1962	1	Seal Kit, Includes: (1) Wiper, (1) U-Cup, (2) O-Rings, (1) Backup Ring, (1) T-Seal, (1) Wear Ring, (1) Ring

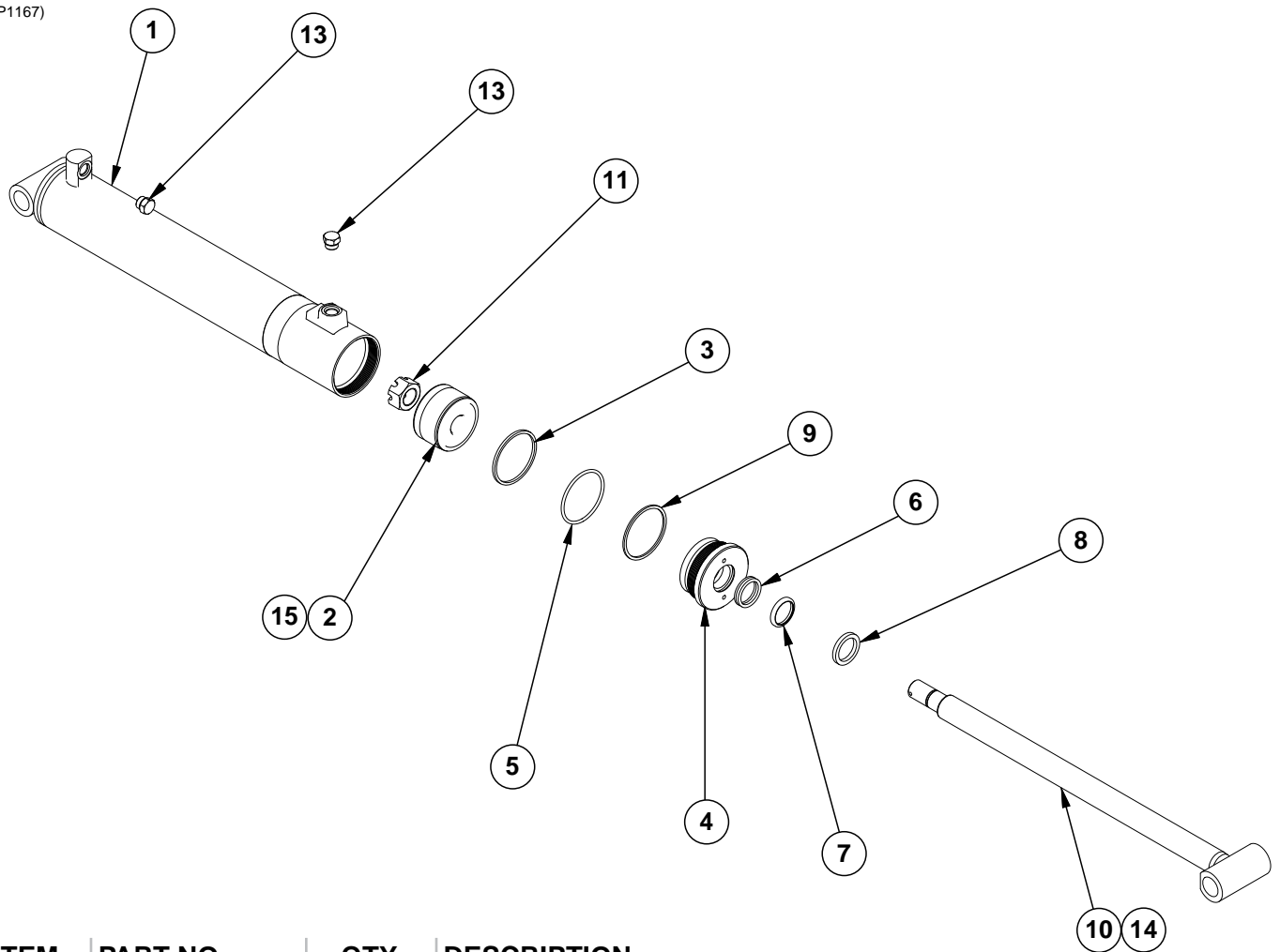
*Item is part of seal kit, item can not be purchased individually.

(CYL33d)



ITEM	PART NO.	QTY.	DESCRIPTION
1	GA8130 GD11751 G10939 G10101	1 2 1 1	Clevis W/Bushings, Hex Head Cap Screw And Hex Nut Steel Bushing, 1" Wide Hex Head Cap Screw, 3/8"-16 x 2 1/4" Hex Nut, 3/8"-16
2	GD16202	1	Rod
3	GD11984	1	Gland
4	GD16200	1	Piston
5	GD27235	1	Nylon Lock Nut, 1"-14, Grade 8
6	A11072	1	Barrel (Non-Stock Item)
A	GA11073	-	Cylinder Complete, 3" x 10" (<i>Part Number Stamped On Barrel</i>)
B	GR1740	-	Seal Kit, Includes: (1) Wiper, (1) U-Cup, (2) O-Rings, (1) BU Ring, (2) Cast Iron Rings, (1) Seal, (1) Energizer

(IP1167)

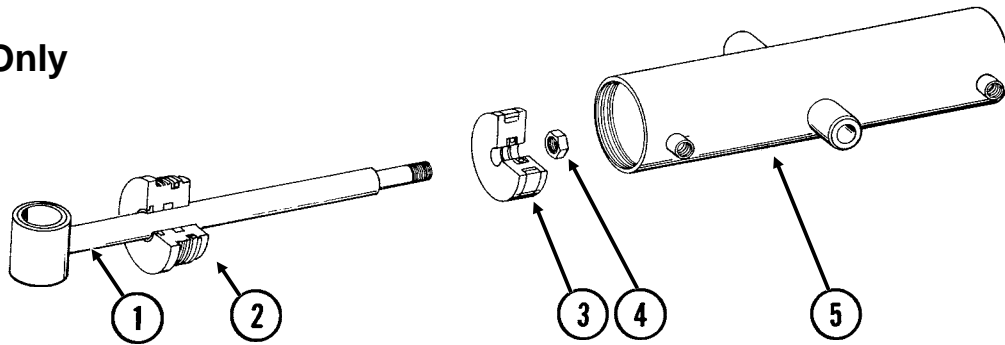


ITEM	PART NO.	QTY.	DESCRIPTION
1	A8950	1	Barrel (Non-Stock Item)
2	GD12550	1	Piston, 3 1/2"
3	*D12088	1	Piston Ring
4	GD12548	1	Gland
5	GD12231	1	O-Ring, No. 338
6	*D12252	1	U-Cup
7	*D12206	1	Wiper
8	GD12103	1	Ring
9	*D12232	1	Back-up Ring
10	GA8948	1	Rod Assembly
11	GD27236	1	Nylon Lock Nut, 1 1/8"-12, Grade 8
12	---	-	---
13	G6408-08	2	Plug W/O-Ring, 3/4"-16 O-Ring
	GR1037	-	O-Ring
14	*D12245	1	O-Ring, #122
15	*D12280	1	T-Seal
A	GA8951	-	Cylinder Complete, 3 1/2" x 20" (Part Number Stamped On Barrel)
B	GR1532	-	Seal Kit, Includes: (2) O-Rings, (1) U-Cup, (1) Wiper, (1) T-Seal, (1) BU Ring, (1) Cast Iron Ring

*Item is part of seal kit, item can not be purchased individually.

(CYL17a)

R.H. Side Only

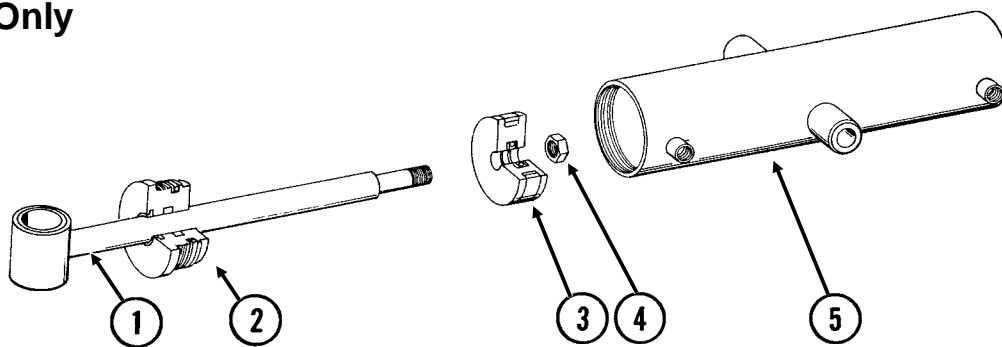


ITEM	PART NO.	QTY.	DESCRIPTION
1	GA8910 G10640	1 -	Rod Assembly W/Grease Fitting Grease Fitting, 1/4"-28
2	GD11988	1	Gland
3	GD11997	1	Piston
4	GD27235	1	Nylon Lock Nut, 1"-14, Grade 8
5	A8300	1	Barrel (Non-Stock Item)
A	GA8906	-	Cylinder Complete, 4" x 13 5/8" <i>(Part Number Stamped On Barrel)</i>
B	GR1525	-	Seal Kit, Includes: (2) O-Rings, (1) BU Ring, (1) U-Cup, (1) Wiper, (1) T-Seal

Helper Cylinder, All Sizes

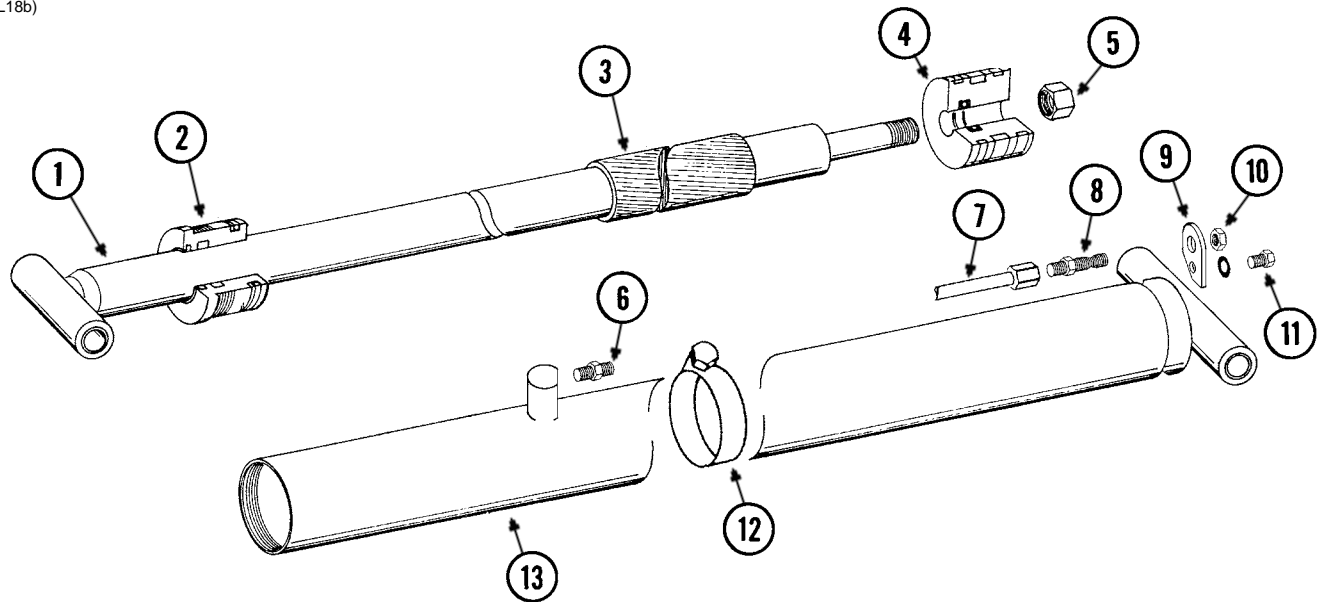
CYL055(CYL17a)

L.H. Side Only



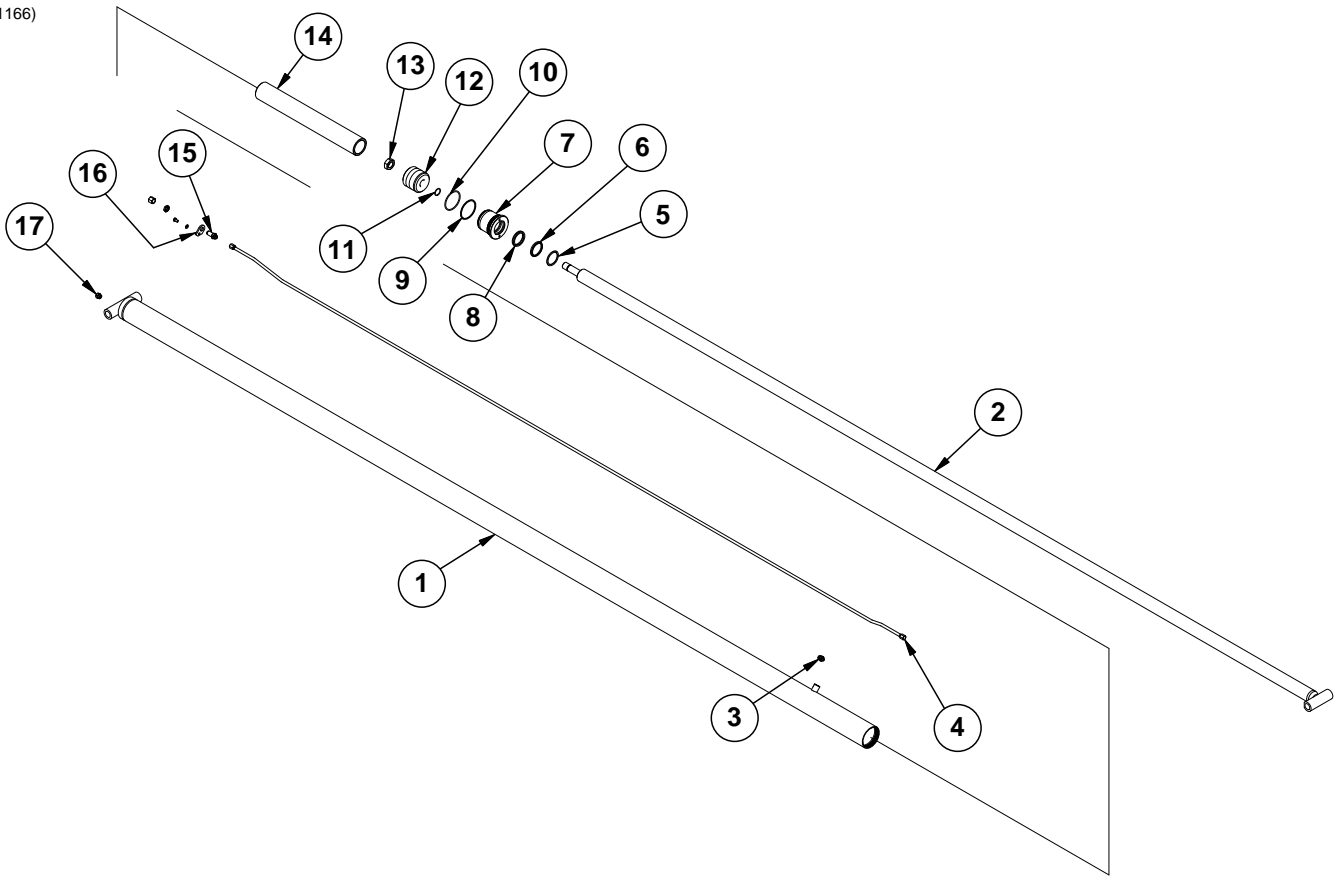
ITEM	PART NO.	QTY.	DESCRIPTION
1	GA8907 G10640	1 -	Rod Assembly W/Grease Fitting Grease Fitting, 1/4"-28
2	GD11988	1	Gland
3	GD11997	1	Piston
4	GD27235	1	Nylon Lock Nut, 1"-14, Grade 8
5	A6852	1	Barrel (Non-Stock Item)
A	GA8905	-	Cylinder Complete, 4" x 15 5/32" <i>(Part Number Stamped On Barrel)</i>
B	GR1525	-	Seal Kit, Includes: (2) O-Rings, (1) BU Ring, (1) U-Cup, (1) Wiper, (1) T-Seal

(CYL18b)



ITEM	PART NO.	QTY.	DESCRIPTION
1	GA9576	1	Rod Assembly
2	GD13448	1	Gland
3	GD13453	1	Spacer
4	GD13449	1	Piston
5	GD27237	1	Nylon Lock Nut, 1¼"-12, Grade 8
6	G6400-08-04 GR1465	1 -	Connector W/O-Ring, ¾"-16 Male JIC To 7/16"-20 O-Ring O-Ring
7	GA10145	1	Steel Hydraulic Line, 145 ¹⁵ / ₁₆ "
8	G2700-08	1	Bulkhead Tube Union, ¾"-16 Male JIC
9	GD13643	1	Bracket
10	G306-08	1	Lock Nut, ¾"-16
11	G10328 G10229	1 1	Hex Head Cap Screw, 3/8"-16 x 5/8" Lock Washer, 3/8"
12	G11089	1	Hose Clamp
13	GA9578	1	Barrel
A	GA9579	-	Cylinder Complete, 4" x 132½" (Part Number Stamped On Barrel)
B	GR1599	-	Seal Kit, Includes: (2) O-Rings, (1) BU Ring, (3) Wear Rings, (1) Piston Seal, (1) U-Cup, (1) Wiper, (1) Expander

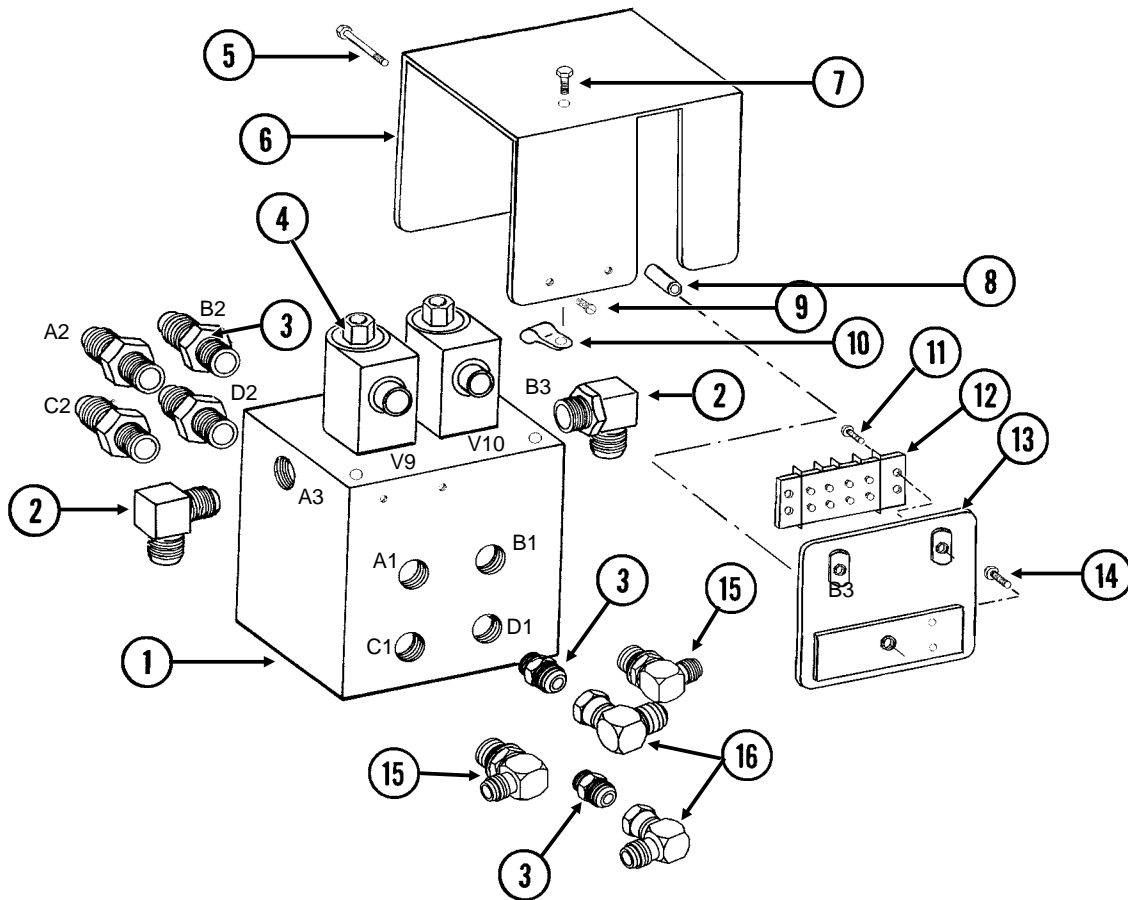
(IP1166)



ITEM	PART NO.	QTY.	DESCRIPTION
1	A9582	1	Barrel (Non-Stock Item)
2	GA9580	1	Rod Assembly
3	G6400-08-04 GR1465	1 -	Connector W/O-Ring, 3/4"-16 Male JIC To 7/16"-20 O-Ring O-Ring
4	GA10146 G11089	1 1	Steel Hydraulic Line, 178 1/4" Hose Clamp
5	GD12121	1	Ring, 2 1/2"
6	*D12263	1	Wiper Rod
7	GD13448 GD12137	1 1	Gland Wear Ring
8	*D12264	1	U-Cup
9	*D12222	1	Back-Up Ring No. 342
10	*D12221	1	O-Ring, No. 342
11	*D12204	1	O-Ring, No. 218
12	GD13449 *D12265 *D12120 *D12119	1 1 2 1	Piston Expander Wear Ring Piston Seal
13	GD27237	1	Nylon Lock Nut, 1 1/4"-12, Grade 8
14	GD13456	1	Spacer
15	G2700-08 G306-08 G304-C-8	1 1 1	Bulkhead Tube Union, 3/4"-16 Male JIC Lock Nut, 3/4"-16 Cap Nut, 3/4"-16
16	GD13643 G10328 G10229	1 1 1	Bracket Hex Head Cap Screw, 3/8"-16 x 5/8" Lock Washer, 3/8"
17	G6408-08 GR1037	1 1	Plug W/O-Ring, 3/4"-16 O-Ring O-Ring
A	GA9583	-	Cylinder Complete, 4" x 162" (Part Number Stamped On Barrel)
B	GR1599	-	Seal Kit, Includes: (2) O-Rings, (1) BU Ring, (3) Wear Rings, (1) Piston Seal, (1) U-Cup, (1) Wiper, (1) Expander

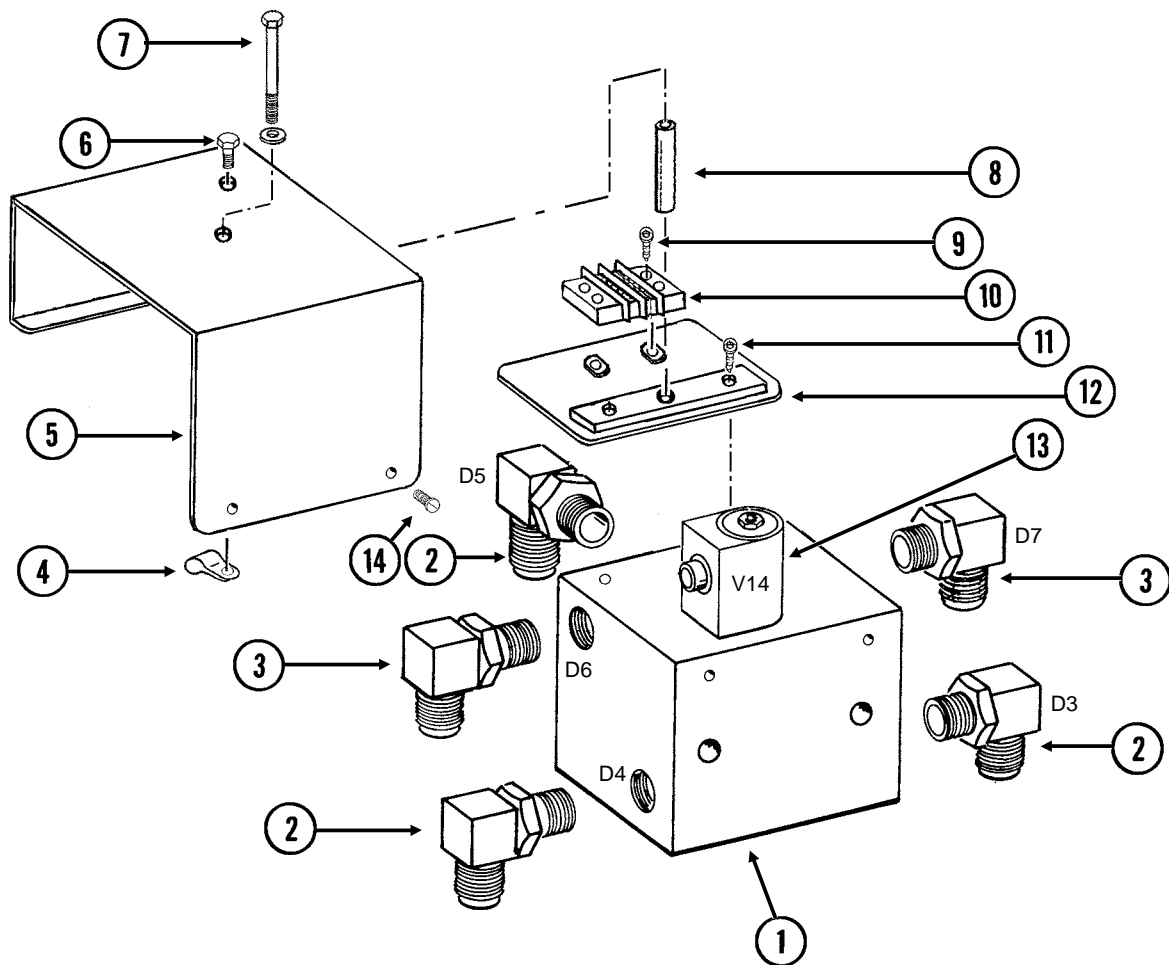
*Item is part of seal kit, item can not be purchased individually.

(FF19c)



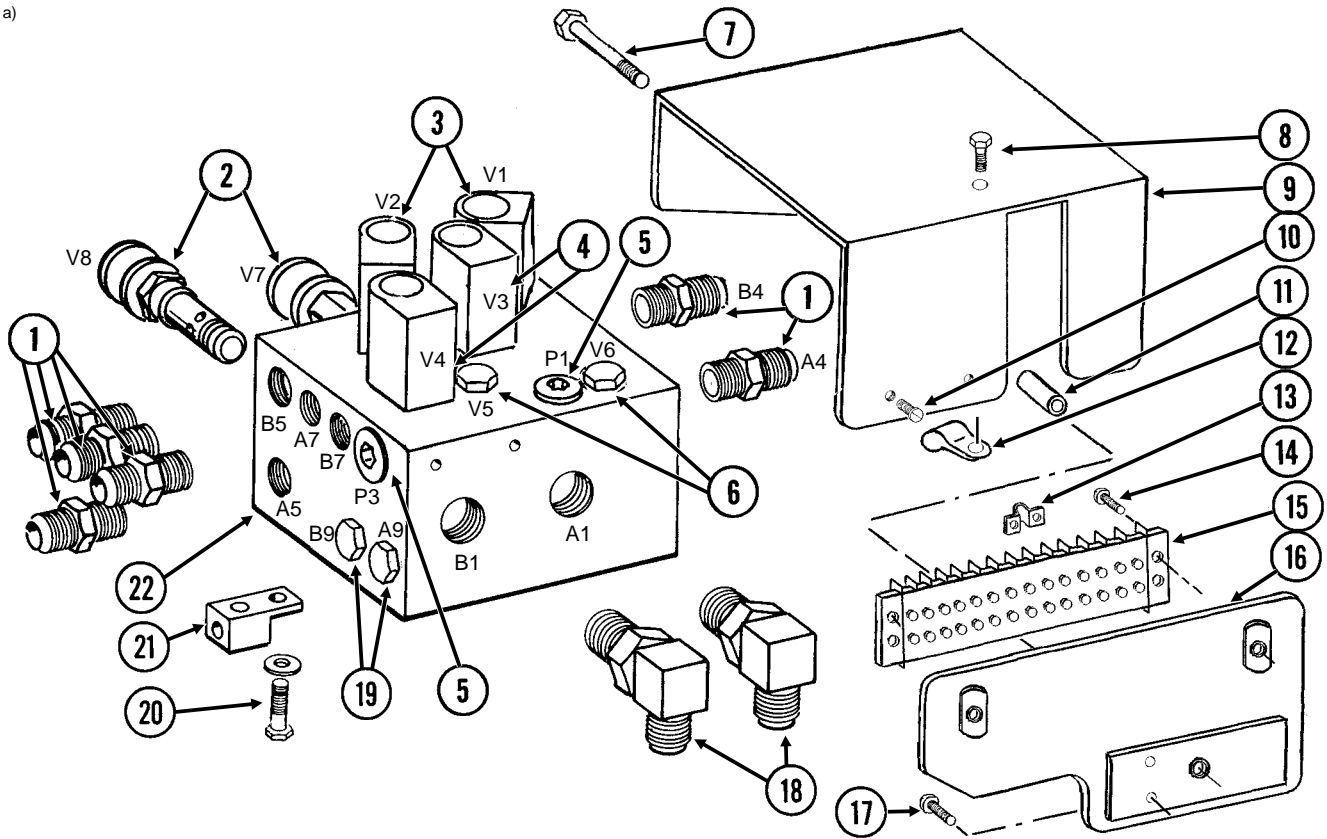
ITEM	PART NO.	QTY.	DESCRIPTION
1	GD9531	1	Block
2	G6801-08 GR1037	2 -	Elbow W/O-Ring, 90°, 3/4"-16 Male JIC To O-Ring O-Ring
3	G6400-10-08 GR1037	6 -	Connector W/O-Ring, 7/8"-14 Male JIC To 3/4"-16 O-Ring O-Ring
4	---	-	See "Solenoid Valve (G1K276)" on page P182
5	G10133 G10232	1 1	Hex Head Cap Screw, 5/16"-18 x 1 1/2" Lock Washer, 5/16"
6	GD13365	1	Cover
7	G10054 G10232 G10106	1 1 1	Hex Head Cap Screw, 5/16"-18 x 1/2" Lock Washer, 5/16" Hex Nut, 5/16"-18
8	GD8066-02	1	Sleeve, 1" Long
9	G10977	2	Phillips Pan Head Machine Screw, No. 10-24 x 1/2", Stainless Steel
10	GD13348	1	Insulated Clamp, 1 1/16"
11	G11067	2	Phillips Pan Head Machine Screw, No. 8-32 x 3/4", Stainless Steel
12	GA9510 GR1635	1 -	Terminal Strip W/Screws, No. 6, 4 Terminal Screw, No. 6-32 x 1/4"
13	GA9518	1	Terminal Strip Mount
14	G11066	2	Phillips Pan Head Machine Screw, No. 10-24 x 3/4", Stainless Steel
15	G6801-10-08 GR1037	2 -	Elbow W/O-Ring, 90°, 7/8"-14 Male JIC To 3/4"-16 O-Ring O-Ring
16	G6500-10	2	Swivel Elbow, 90°, 7/8"-14 Male JIC To Female

(FF20a)



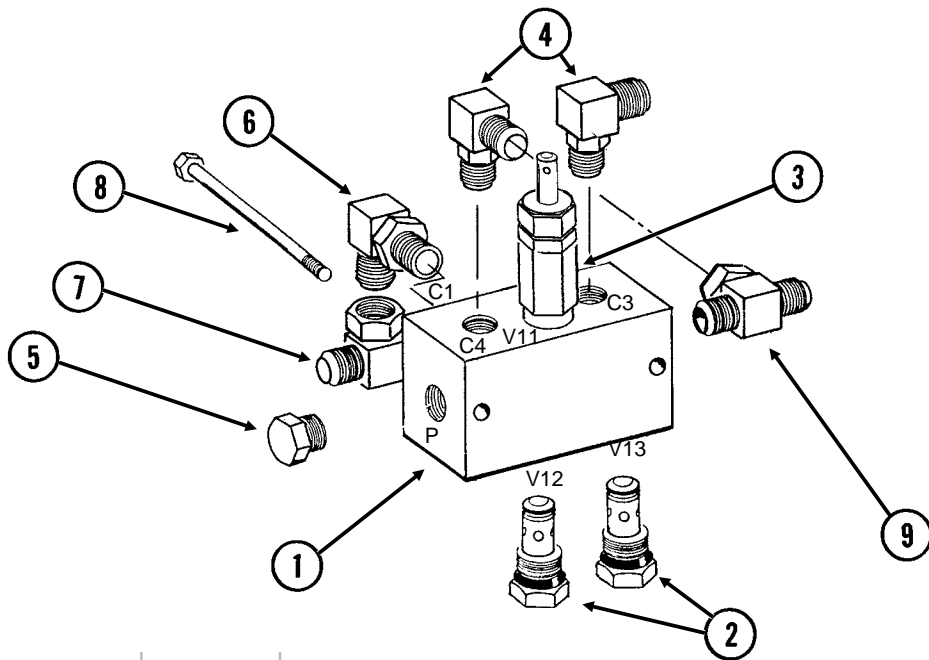
ITEM	PART NO.	QTY.	DESCRIPTION
1	GD9536	1	Block
2	G6801-10-08 GR1037	3 -	Elbow W/O-Ring, 90°, 7/8"-14 Male JIC To 3/4"-16 O-Ring O-Ring
3	G6801-08 GR1037	2 -	Elbow W/O-Ring, 90°, 3/4"-16 Male JIC To O-Ring O-Ring
4	GD13348	1	Insulated Clamp, 1 1/16"
5	GD13366	1	Cover
6	G10054 G10232 G10106	1 1 1	Hex Head Cap Screw, 5/16"-18 x 1/2" Lock Washer, 5/16" Hex Nut, 5/16"-18
7	G10583 G10232	1 1	Hex Head Cap Screw, 5/16"-18 x 2 3/4" Lock Washer, 5/16"
8	GD8066-03	1	Sleeve, 2 5/16" Long
9	G11067	2	Phillips Pan Head Machine Screw, No. 8-32 x 3/4", Stainless Steel
10	GA9511 GR1635	1 -	Terminal Strip W/Screws, No. 6, 2 Terminal Screw, No. 6-32 x 1/4"
11	G11066	2	Phillips Pan Head Machine Screw, No. 10-24 x 3/4", Stainless Steel
12	GA9519	1	Terminal Strip Mount
13	---	-	See "Solenoid Valve (G1K275)" on page P182
14	G10977	2	Phillips Pan Head Machine Screw, No. 10-24 x 1/2", Stainless Steel

(FF21a)



ITEM	PART NO.	QTY.	DESCRIPTION
1	G6400-08 GR1037	6 -	Connector W/O-Ring, 3/4"-16 Male JIC To O-Ring O-Ring
2	---	-	See "Flow Control Valve" on page P183
3	---	-	See "Solenoid Valve (G1K275)" on page P182
4	---	-	See "Solenoid Valve (G1K276)" on page P182
5	G6408-H06-O GR1045	5 -	Hex Socket Head Plug W/O-Ring, 9/16"-18 O-Ring O-Ring
6	G6408-10 GR1466	2 -	Plug W/O-Ring, 7/8"-14 O-Ring O-Ring
7	G10003 G10229	1 2	Hex Head Cap Screw, 3/8"-16 x 1 1/2" Lock Washer, 3/8"
8	G10004 G11091	1 1	Hex Head Cap Screw, 3/8"-16 x 1 1/4" Serrated Flange Nut, 3/8"-16
9	GD13146	1	Cover
10	G10977	2	Phillips Pan Head Machine Screw, No. 10-24 x 1/2", Stainless Steel
11	GD7318	1	Sleeve, 1" Long
12	GD13348	1	Insulated Clamp, 1 1/16"
13	GD13310	1	Jumper, 7/16"
14	G11067	2	Phillips Pan Head Machine Screw, No. 8-32 x 3/4", Stainless Steel
15	GA9097 GR1635	1 -	Terminal Strip W/Screws, No. 6, 14 Terminal Screw, No. 6-32 x 1/4"
16	GA13741	1	Terminal Strip, Mount
17	G11066	2	Phillips Pan Head Machine Screw, No. 10-24 x 3/4", Stainless Steel
18	G6801-10 GR1466	2 -	Elbow W/O-Ring, 90°, 7/8"-14 Male JIC To O-Ring O-Ring
19	G6408-08 GR1037	6 -	Plug W/O-Ring, 3/4"-16 O-Ring O-Ring
20	G10019 G10043 G10232 G11386	1 1 2 -	Hex Head Cap Screw, 5/16"-18 x 1" Hex Head Cap Screw, 5/16"-18 x 3/4" Lock Washer, 5/16" Flat Washer, 5/16" SAE
21	GA3584	1	Ground Clamp
22	GD9533	1	Block

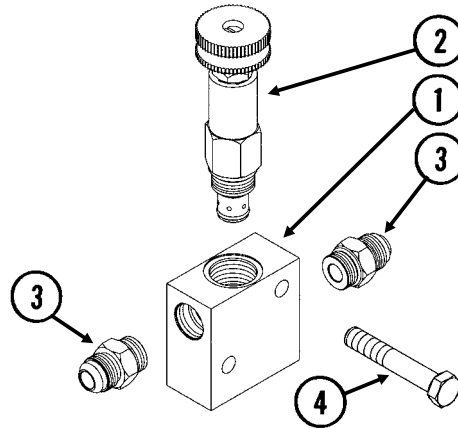
VVB030(F22c)



ITEM	PART NO.	QTY.	DESCRIPTION
1	GD9535	1	Block
2	---	-	See "Check Valve" on page P183
3	---	-	See "Pressure Relief Valves" on page P183
4	G6801-08 GR1037	2 -	Elbow W/O-Ring, 90°, ¼"-16 Male JIC To O-Ring O-Ring
5	G6408-06 GR1045	1 -	Plug W/O-Ring, ⅜"-18 O-Ring O-Ring
6	G6801-10-08 GR1037	1 -	Elbow W/O-Ring, 90°, ⅞"-14 Male JIC To ¼"-16 O-Ring O-Ring
7	G6600-10	1	Swivel Tee, ⅞"-14 JIC
8	G10746 G10227 G10103	2 2 2	Hex Head Cap Screw, ¼"-20 x 2¾" Lock Washer, ¼" Hex Nut, ¼"-20
9	G6600-08	1	Swivel Tee, ¾"-16 JIC

(FF103)

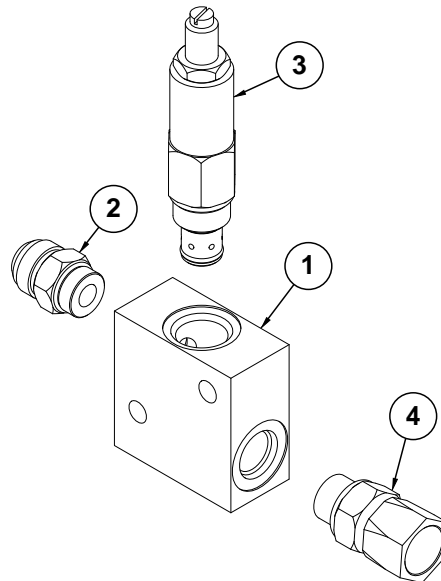
36 Row 20" Only



ITEM	PART NO.	QTY.	DESCRIPTION
1	GA12113	1	Block
2	---	-	See "Pressure Relief Valves" on page P183
3	G6400-08	1	Connector W/O-Ring, 3/4"-16 Male JIC To O-Ring
4	G10939	2	Hex Head Cap Screw, 3/8"-16 x 2 1/4"
	G10229	2	Lock Washer, 3/8"
	G10101	2	Hex Nut, 3/8"-16

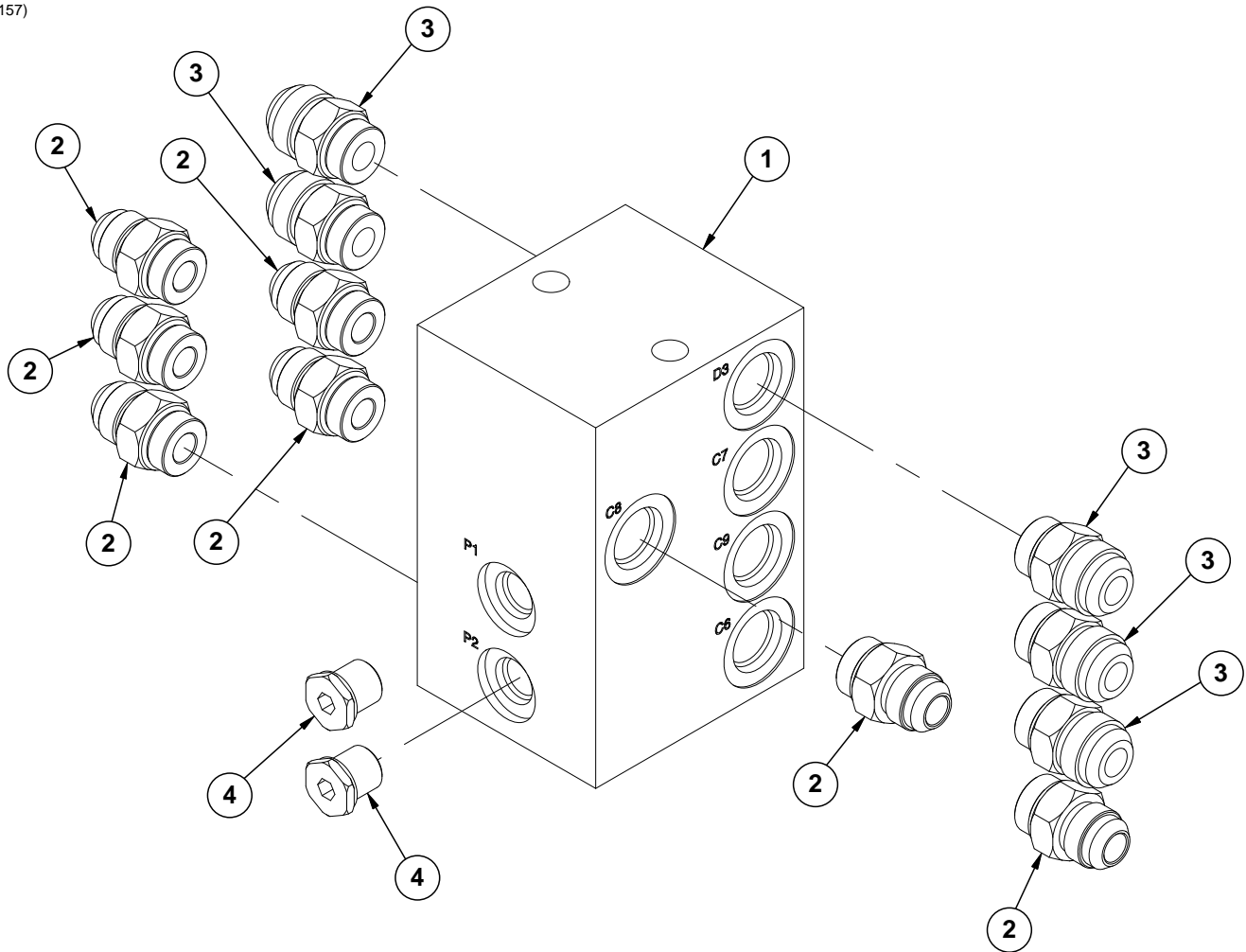
Pilot Pressure Booster Valve Block

(IP1185)



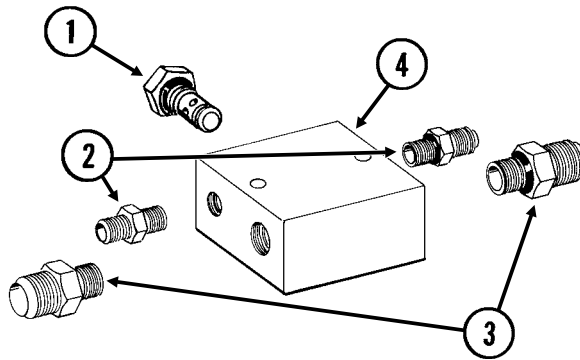
ITEM	PART NO.	QTY.	DESCRIPTION
1	GD14528	1	Valve Block
2	G6400-10-08	1	Connector W/O-Ring, 7/8"-14 Male JIC To 3/4"-16 O-Ring
	GR1037	-	O-Ring
3	GA3407	1	Pressure Relief Valve, 1000 PSI
4	G6402-08-10	1	Connector W/O-Ring, 7/8"-14 Female JIC to 3/4"-16 O-Ring

(IP1157)



ITEM	PART NO.	QTY.	DESCRIPTION
1	GD9537	1	Junction Block
2	G6400-08 GR1037	7 -	Connector W/O-Ring, 3/4"-16 Male JIC To O-Ring O-Ring
3	G6400-10-08 GR1037	5 -	Connector W/O-Ring, 7/8"-14 Male JIC To 3/4"-16 O-Ring O-Ring
4	G6408-H06-0	2	Hex Socket O-Ring Plug, 3/16"-12

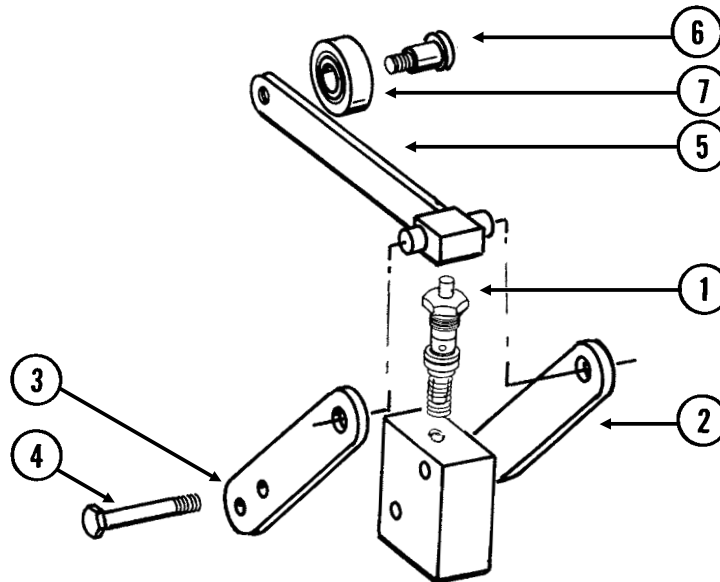
VVB038(HYD31a)



ITEM	PART NO.	QTY.	DESCRIPTION
1	---	-	See "Check Valve" on page P183
2	G6400-04 GR1465	2 -	Connector W/O-Ring, 7/16"-20 Male JIC To O-Ring O-Ring
3	G6400-10 GR1466	2 -	Connector W/O-Ring, 7/8"-14 Male JIC To O-Ring O-Ring
4	GD13447	1	Block

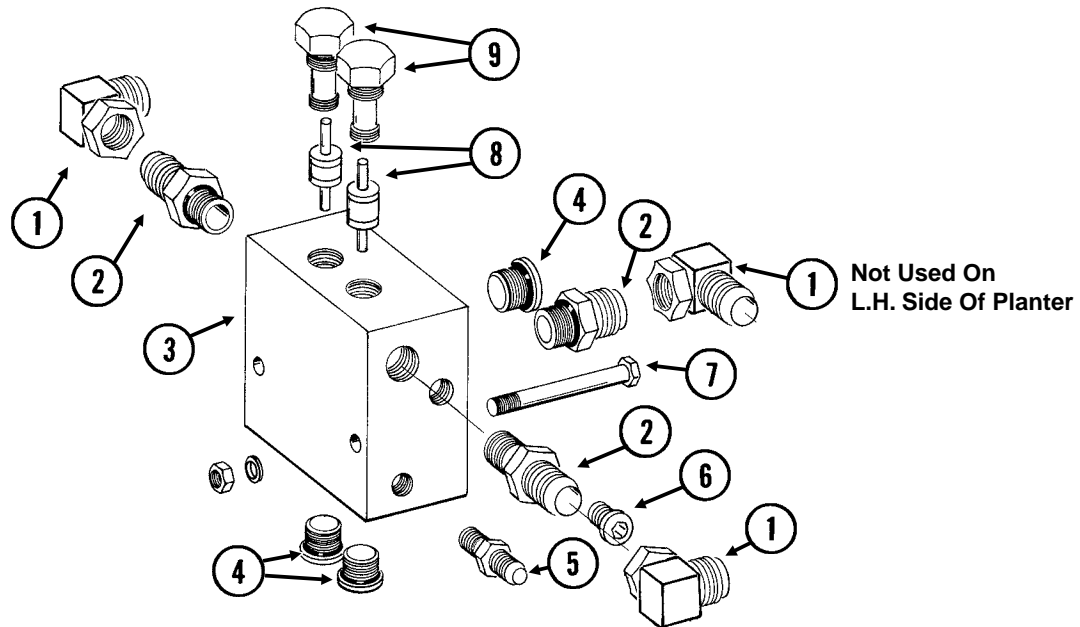
Detent Lever Valve

VVB033(FF24)



ITEM	PART NO.	QTY.	DESCRIPTION
1	GR1254	1	Valve
2	GR1259	1	Bar
3	GR1255	1	Bar
4	G10060 G11387 G10106	2 2 2	Hex Head Cap Screw, 5/16"-18 x 2 1/2" Flat Washer, 3/8" SAE Hex Nut, 5/16"-18
5	GR1256	1	Arm
6	GR1258	1	Socket Shoulder Screw, 1/2"
7	GR1257	1	Stainless Steel Bushing
A	GA6782	-	Detent Lever Valve Complete
B	GR1260	-	Seal Kit (For GR1254 Valve), Includes: (2) BU Rings, (3) O-Rings

VVB039(HYD30)



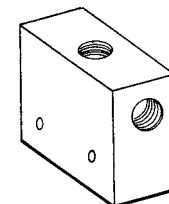
ITEM	PART NO.	QTY.	DESCRIPTION
1	G6500-08	2-3	Swivel Elbow, 90°, 3/4"-16 Male JIC To Female
	G6502-08	-	Swivel Elbow, 45°, 3/4"-16 Male JIC To Female
2	G6400-08	3	Connector W/O-Ring, 3/4"-16 Male JIC To O-Ring
	GR1037	-	O-Ring
3	GR1455	1	Block (Non-Stock Item)
4	GR1047	3	Hex Socket Plug W/O-Ring
	GR1037	-	O-Ring
5	G6400-04	1	Connector W/O-Ring, 7/16"-20 Male JIC To O-Ring
	GR1465	-	O-Ring
6	GR1034	1	Hex Socket Plug W/O-Ring
	GR1035	-	O-Ring
7	G10062	1	Hex Head Cap Screw, 3/8"-16 x 3"
	G10229	1	Lock Washer, 3/8"
	G10101	1	Hex Nut, 3/8"-16
8	GR1457	2	Pilot Piston (Non-Stock Item)
9	GR1456	2	Cartridge (Non-Stock Item)
A	GA8409	-	Pilot Operated Check Valve (Items 3, 4, 6, 8 And 9)
B	GR1458	-	Seal Kit, Includes: (2) Cartridge Seal Kits, (5) O-Rings, (2) BU Rings

Stroke Limiter Valve

(FF23b)

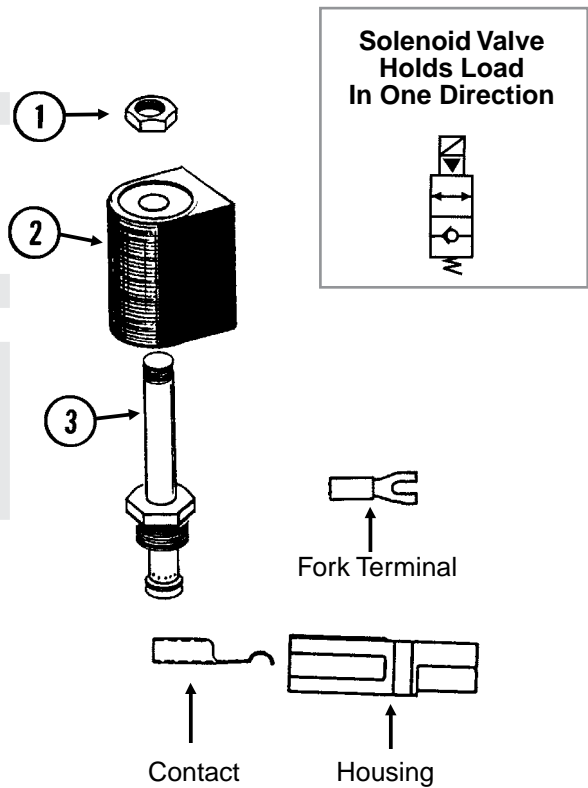


ITEM	PART NO.	QTY.	DESCRIPTION
A	GA12105	-	Stroke Limiter Valve Complete (Part Number Stamped On Valve Block)
B	G1K255	-	Repair Kit, Includes: (1) Adapter, (1) Poppet, (1) Seal Kit W/O-Rings And BU Ring



VVB019(TWL27c/TWL18/PLTR75c/A9481)

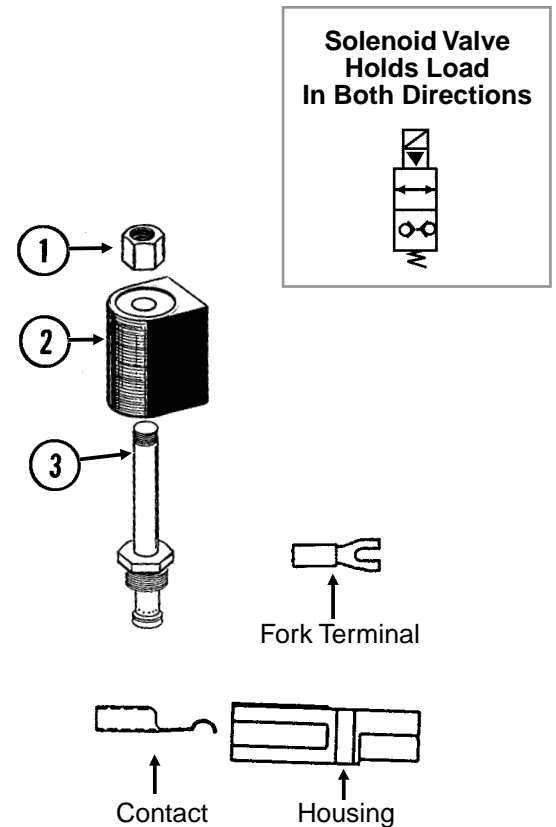
ITEM	PART NO.	QTY.	DESCRIPTION
1	GR0761	1	Special Hex Nut, 1/2"-20
2	G1K274	1	Coil Kit W/Contacts, Housings And Fork Terminals
	GD9529	2	Housing, Black
	GD9530	2	Contact
	G10996	2	Fork Terminal
3	GR0763	1	Cartridge
A	G1K275	-	Solenoid Valve Kit W/Solenoid Valve, Contacts, Housings And Fork Terminals
	GD9529	2	Housing, Black
	GD9530	2	Contact
	G10996	2	Fork Terminal
B	GR0764	-	Seal Kit, Includes: (2) O-Rings, (1) BU Ring



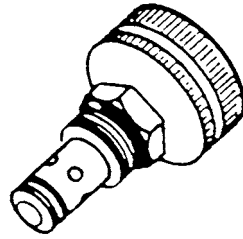
Solenoid Valve (G1K276)

VVB019(FF25/TWL18/PLTR75c)

ITEM	PART NO.	QTY.	DESCRIPTION
1	GR1322	1	Special Hex Nut, 1/2"-20
2	G1K274	1	Coil Kit W/Contacts, Housings And Fork Terminals
	GD9529	2	Housing, Black
	GD9530	2	Contact
	G10996	2	Fork Terminal
3	GR1321	1	Cartridge
A	G1K276	-	Solenoid Valve Kit W/Housings, Contacts, And Forked Terminals
	GD9529	2	Housing, Black
	GD9530	2	Contact
	G10996	2	Fork Terminal
B	GR2042	-	Seal Kit



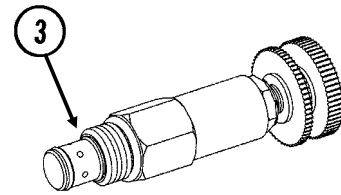
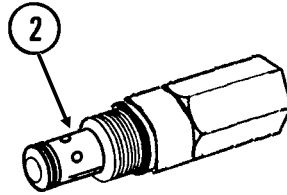
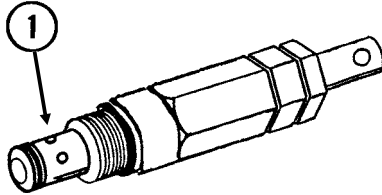
VVB020(TWL28)



ITEM	PART NO.	QTY.	DESCRIPTION
A	GA3413	-	Flow Control Valve
B	GR0764	-	Seal Kit, Includes: (2) O-Rings, (1) BU Ring

Pressure Relief Valves


VVB020(FF46/FF46a/FF104)



ITEM	PART NO.	QTY.	DESCRIPTION
1	GA8844 GR1515	- -	Pressure Relief Valve, 1500 PSI Seal Kit, Includes: (2) O-Rings, (1) BU Ring
2	GA10140 GR0764	- -	Pressure Relief Valve, 550 PSI Seal Kit, Includes: (2) O-Rings, (1) BU Ring
3	GA3407 GR0764	- -	Pressure Relief Valve, 1000 PSI Seal Kit, Includes: (2) O-Rings, (1) BU Ring

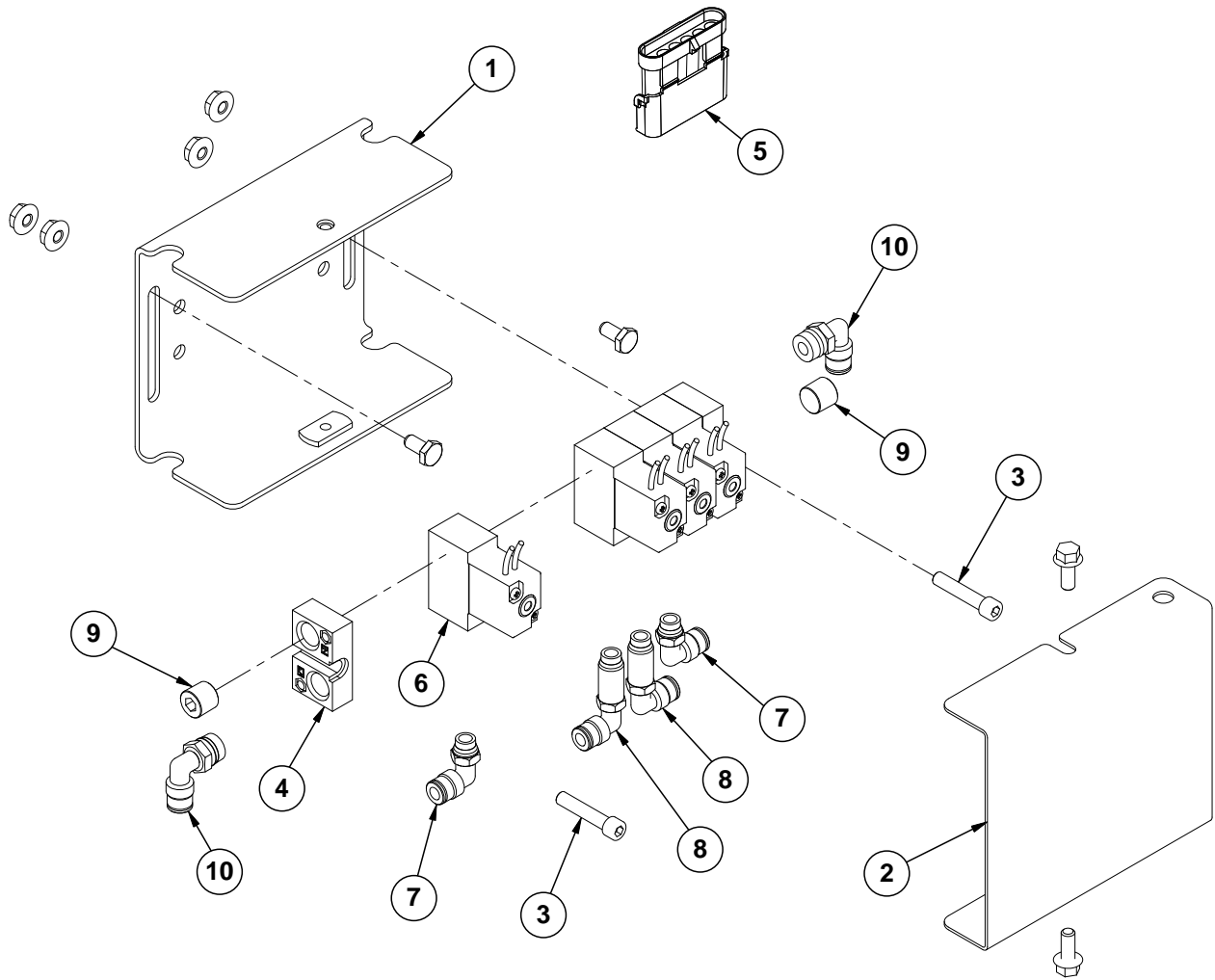
Check Valve

VVB020(TWL30)



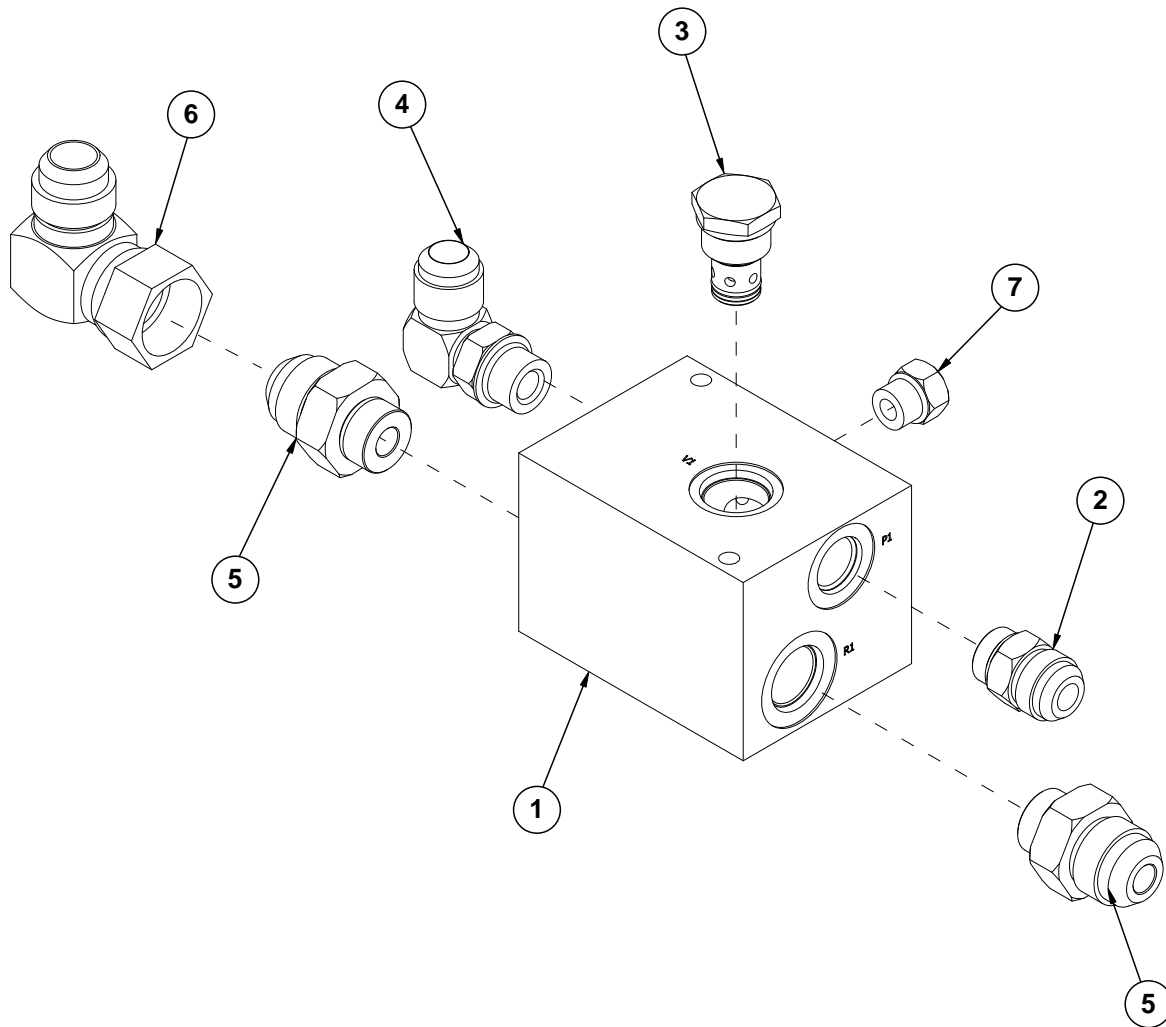
ITEM	PART NO.	QTY.	DESCRIPTION
A	GA4293	-	Check Valve
B	GR0764	-	Seal Kit, Includes: (2) O-Rings, (1) BU Ring

(IP1075)



ITEM	PART NO.	QTY.	DESCRIPTION
1	GA13574	1	Clutch Valve Bracket
	G10621	4	Serrated Flange Nut, 1/4"-20
	G10022	2	Hex Head Cap Screw, 1/4"-20 x 1/2"
2	GD19190	1	Clutch Valve Cover
	G10960	2	Flanged Whiz Lock Screw, 1/4"-20 x 5/8", No Serration
3	G11276	2	Hex Socket Head Cap Screw, 1/4"-20 X 1 1/4"
4	GR1914	1	Solenoid Valve End Plate Kit
5	GD15687	1	6 Pin Connector
6	GR1913	4	Solenoid Clutch Valve
7	GD19080	2	Elbow, 1/4" x 1/8" NPT Swivel
8	GD19298	2	Elbow, 1/4" Male Swivel Extended
9	GD17156	2	Plug, 1/4" NPT
10	GD17148	2	Male Connector, 1/4"
A	GA13529	1	Clutch Valve Assembly (Items 4-8)

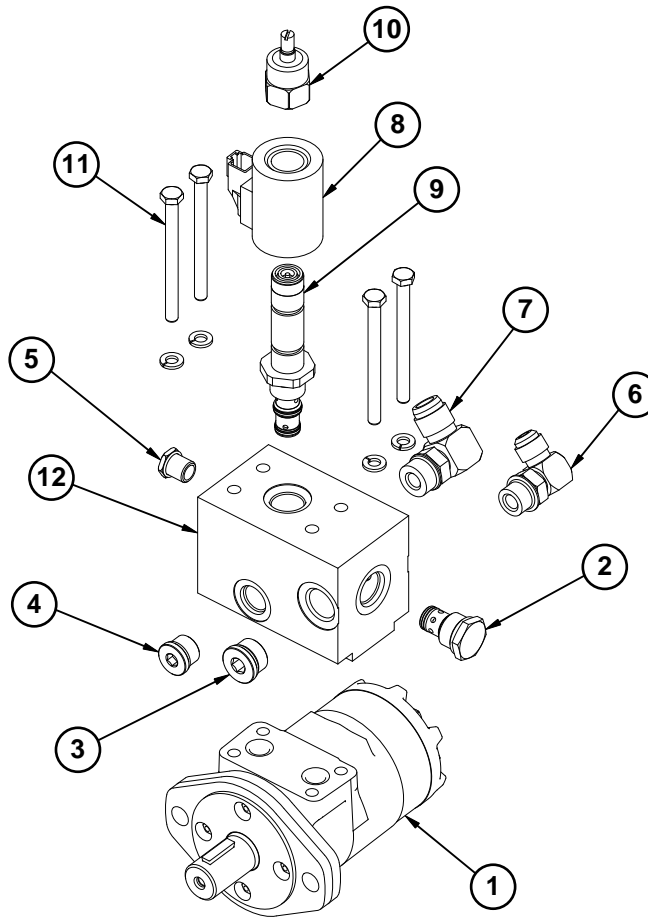
(IP1094)



ITEM	PART NO.	QTY.	DESCRIPTION
1	GD19123	1	Block
2	G6400-10-08	1	Connector W/O-Ring, 7/8"-14 Male JIC To 3/4"-16 O-Ring
	GR1037	-	O-Ring
3	GA4293	1	Check Valve
4	G6801-10-08	1	Elbow W/O-Ring, 90°, 7/8"-14 Male JIC To 3/4"-16 O-Ring
	GR1037	-	O-Ring
5	G6400-12-10	2	Connector W/O-Ring, 1 1/16"-12 Male JIC To 7/8"-14 O-Ring
6	G6500-12	1	Swivel Elbow, 90°, 1 1/16"-12 Male JIC To Female
7	G6408-06	1	Plug W/O-Ring, 9/16"-18 O-Ring
	GR1045	-	O-Ring

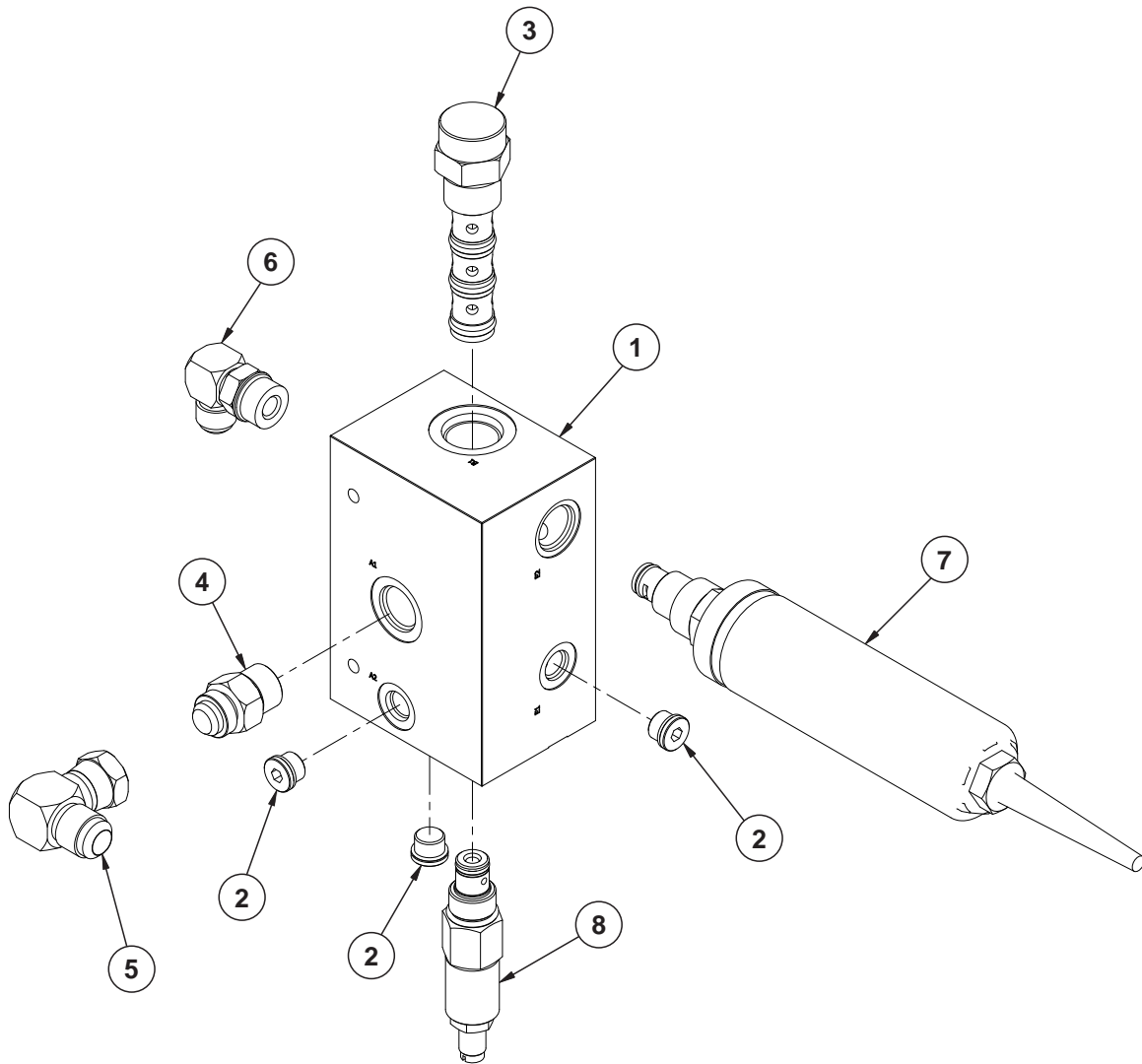
(IP1009)

L.H. Shown



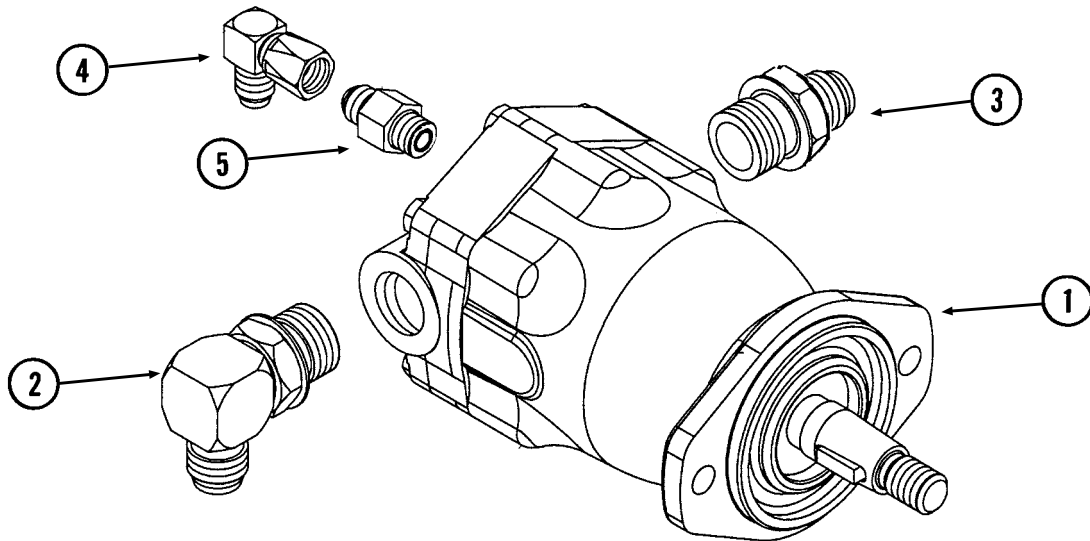
ITEM	PART NO.	QTY.	DESCRIPTION
1	GA13633	1	Hydraulic Motor
	GD18811	-	O-Ring, No. 112
2	GA4293	1	Check Valve
3	G6408-H10-0	1	Hex Socket Head Plug W/O-Ring, 7/8"-14 O-Ring
4	G6408-H08-0	1	Hex Socket Head Plug W/O-Ring, 3/4"-16
5	G6408-H06-0	1	Hex Socket Head Plug W/O-Ring, 5/16"-18
6	G6801-08	1	Elbow W/O-Ring, 90°, 3/4"-16 Male JIC To O-Ring
7	G6801-10	1	Elbow W/O-Ring, 90°, 7/8"-14 Male JIC To O-Ring
	GR1466	-	O-Ring
8	GA13079	1	Coil
9	GA13078	1	Proportional Valve
10	GR1846	1	Manual Override
11	G11309	4	Hex Head Cap Screw, 5/16"-18 x 3 3/4"
	G10232	4	Lock Washer, 5/16"
12	GD19440	1	Valve Block
A	GA13661	-	Hydraulic Motor Assembly, L.H.
B	GA13660	-	Hydarulic Motor Assembly, R.H.
C	GR1939	-	Seal Kit
D	GR2041	-	Check Valve Seal Kit

(IP1429)



ITEM	PART NO.	QTY.	DESCRIPTION
1	GD25470	1	EdgeVac Manifold Block
2	G6408-H06-O GR1045	3 -	Hex Socket Head Plug W/O-Ring, 9/16"-18 O-Ring O-Ring
3	GA11682	1	Pressure Compensating Element
4	G6400-10 GR1466	1	Connector W/O-Ring, 7/8"-14 Male JIC To O-Ring O-Ring
5	G6500-10	1	Swivel Elbow, 90°, 7/8"-14 Male JIC To Female
6	G6801-08-10 GR1466	1 -	Elbow W/O-Ring, 90°, 3/4"-16 Male JIC To 7/8"-14 O-Ring O-Ring
7	GA17579	1	Flow Control, 0-15 GPM W/Terminals
8	GA17426	1	Pressure Relief Valve (3000 PSI)

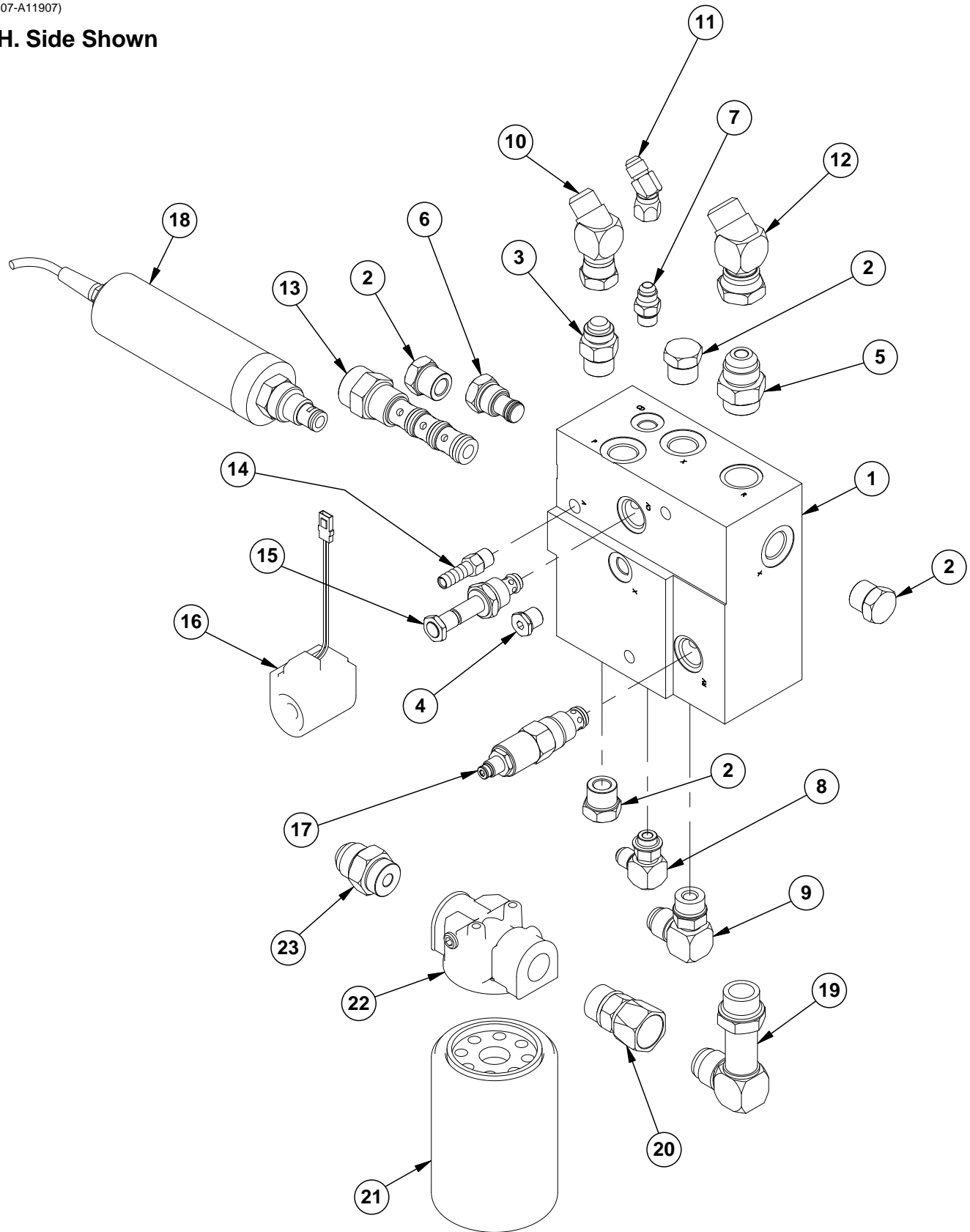
(METR21b)



ITEM	PART NO.	QTY.	DESCRIPTION
1	GA10149 GR1734	1 -	Hydraulic Motor Seal Kit
2	G6801-10-12 GR1467	1 -	Elbow W/O-Ring, 90°, 7/8"-14 Male JIC To 1 1/16"-12 O-Ring O-Ring
3	G6400-12 GR1467	2 -	Connector W/O-Ring, 1 1/16"-12 Male JIC To O-Ring O-Ring
4	G6500-06	1	Swivel Elbow, 90°, 9/16"-18 Male JIC To Female
5	G6400-06 GR1045	1 -	Connector W/O-Ring, 9/16"-18 Male JIC To O-Ring O-Ring

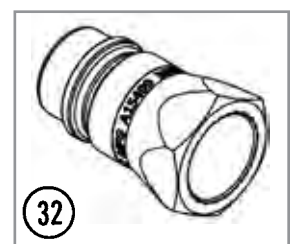
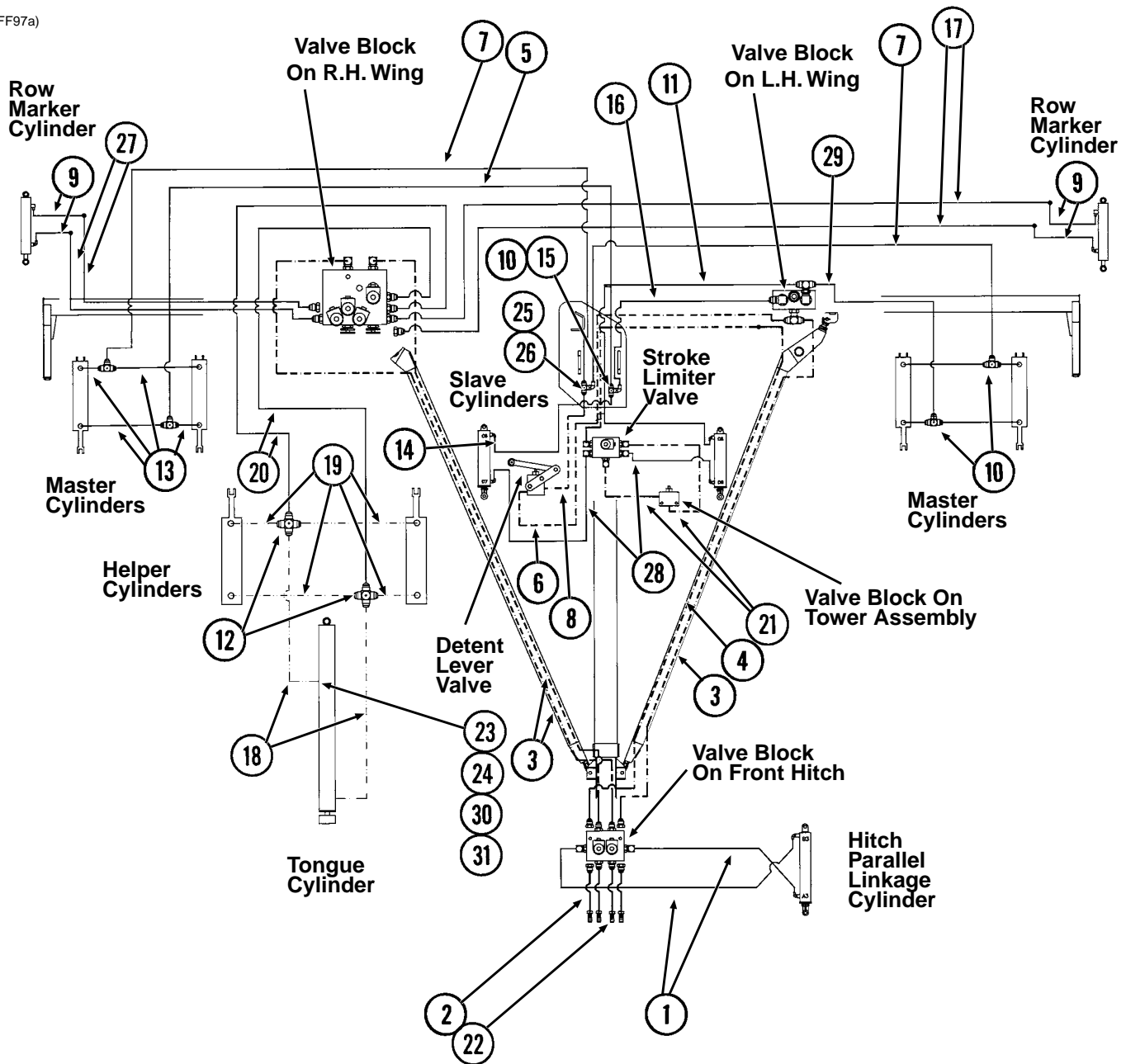
(FF107-A11907)

L.H. Side Shown



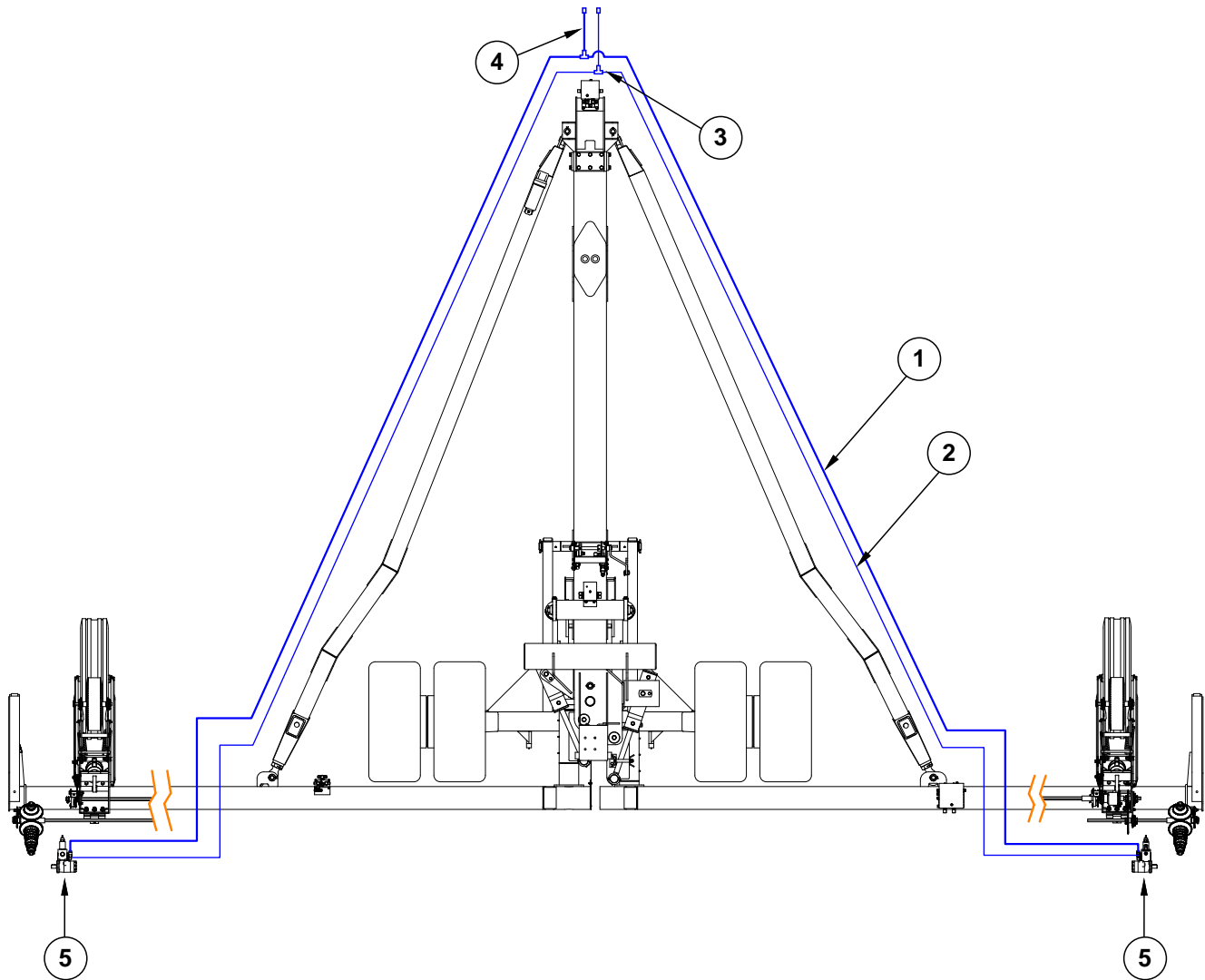
ITEM	PART NO.	QTY.	DESCRIPTION
1	GD16873	1	Valve Block
2	G6408-10 GR1466	4 -	Plug W/O-Ring, 7/8"-14 O-Ring O-Ring
3	G6400-10 GR1466	1 -	Connector W/O-Ring, 7/8"-14 Male JIC To O-Ring O-Ring
4	G6408-H06-0 GR1045	1 -	Hex Socket Head Plug W/O-Ring, 9/16"-18 O-Ring O-Ring
5	G6400-12 GR1467	1 -	Connector W/O-Ring, 1 1/16"-12 Male JIC To O-Ring O-Ring
6	GA11934	1	Relief Valve Cartridge
7	G6400-06 GR1045	1 -	Connector W/O-Ring, 9/16"-18 Male JIC To O-Ring O-Ring
8	G6801-06 GR1045	1 -	Elbow W/O-Ring, 90°, 9/16"-18 Male JIC To O-Ring O-Ring
9	G6801-10 GR1466	1 -	Elbow W/O-Ring, 90°, 7/8"-14 Male JIC To O-Ring O-Ring
10	G6502-10	1	Swivel Elbow, 45°, 7/8"-14 Male JIC To Female (L.H. Side Only)
11	G6502-06	1	Swivel Elbow, 45°, 9/16"-18 Male JIC To Female (L.H. Side Only)
12	G6502-12	1	Swivel Elbow, 45°, 1 1/16"-12 Male JIC To Female (L.H. Side Only)
13	GA11682	1	Pressure Compensating Element
14	GD11700	1	Adapter, 1/4" NPT To 3/8" Barb
15	GA11680	1	Cartridge
16	GA11900	1	Coil W/Terminals
17	GA11679	1	Relief Valve
18	GA10986	1	Motorized Flow Control
19	G6801-LL-12	1	X-Long Elbow W/O-Ring, 90°, 1 1/16"-12 Male JIC x 1 1/16"-12
20	G6402-12-12	1	Connector W/O-Ring, 1 1/16" Female JIC x 1 1/16"-12
21	GD16037	1	Oil Filter, 10 Micron
22	GD16038	1	Filter Head
23	G6400-12 GR1467	1 -	Connector, W/O-Ring, 1 1/16"-12 Male JIC To O-Ring O-Ring

(FF97a)



ITEM	PART NO.	QTY.	DESCRIPTION
1	*A1044	2	Hose Assembly, 3/8" x 34"
2	*A1412	4	Hose Assembly, 1/2" x 130"
3	*A1499	3	Hose Assembly, 1/2" x 280"
4	*A1498	1	Hose Assembly, 1/2" x 452"
5	*A1089	1	Hose Assembly, 3/8" x 240", 24 Row 20"
	*A3141	-	Hose Assembly, 3/8" x 260", 24 Row 22"
6	*A1487	1	Hose Assembly, 1/2" x 150"
7	*A3196	2	Hose Assembly, 3/8" x 240", 24 Row 20"
	*A3212	-	Hose Assembly, 3/8" x 260", 24 Row 22"
8	*A1404	1	Hose Assembly, 1/2" x 41"
9	*A1072	4	Hose Assembly, 3/8" x 48"
10	G2603-08	5	Tee, 3/4"-16 Male JIC
11	*A1049	1	Hose Assembly, 3/8" x 160"
12	G2650-06	2	Cross, 9/16"-18 Male JIC
13	*A3119	8	Hose Assembly, 3/8" x 36", 24 Row 20"
	*A3175	-	Hose Assembly, 3/8" x 38", 24 Row 22"
14	*A1020	1	Hose Assembly, 3/8" x 48"
15	G6500-08	1	Swivel Elbow, 90°, 3/4"-16 Male JIC To Female
16	*A1010	1	Hose Assembly, 3/8" x 120"
17	*A3271	2	Hose Assembly, 3/8" x 402", 24 Row 20"
	*A3272	-	Hose Assembly, 3/8" x 426", 24 Row 22"
18	*A1146	2	Hose Assembly, 1/4" x 12"
19	*A1189	4	Hose Assembly, 1/4" x 36"
20	*A12026	2	Hose Assembly, 3/8" x 148"
21	*A1424	2	Hose Assembly, 1/2" x 30"
22	GD4086	4	ISO Coupler
23	G6400-06-08	1	Connector W/O-Ring, 9/16"-18 Male JIC To 3/4"-16 O-Ring
	GR1037	-	O-Ring
24	G6502-06	2	Swivel Elbow, 45°, 9/16"-18 Male JIC To Female
25	G2603-10	1	Tee, 7/8"-14 Male JIC
26	G6500-10	1	Swivel Elbow, 90°, 7/8"-14 Male JIC To Female
27	*A1025	2	Hose Assembly, 3/8" x 148", 24 Row 20"
	*A3105	-	Hose Assembly, 3/8" x 170", 24 Row 22"
28	*A3119	2	Hose Assembly, 3/8" x 36"
29	*A1010	1	Hose Assembly, 3/8" x 120", 24 Row 20"
	*A1013	-	Hose Assembly, 3/8" x 150, 24 Row 22"
30	*G6500-06	1	Swivel Elbow, 90°, 9/16"-18 Male JIC To Female
31	G2406-08-06	1	Reducer, 3/4"-16 Female JIC To 9/16"-18 Male JIC
32	GA15499	-	Coupler

*Hydraulic hose is not stocked by Kinze Repair Parts, but can be made available on a special order basis. Call for quote.

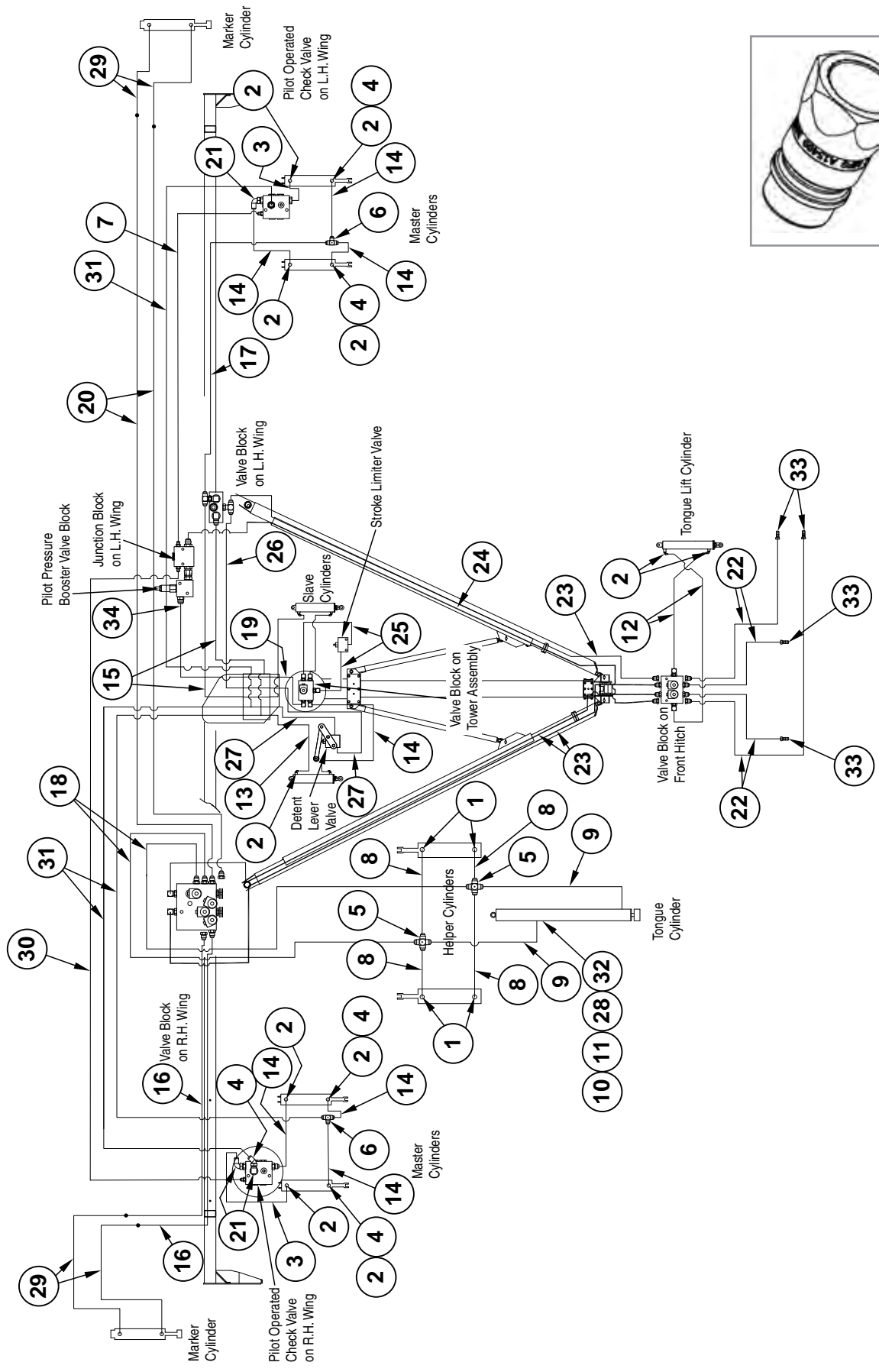


ITEM	PART NO.	QTY.	DESCRIPTION
1	*A15022	2	Hose Assembly, 3/8" x 438"
2	*A3239	2	Hose Assembly, 3/8" x 438"
3	G2603-08-08-10	2	Tee Tube 3/4"-16
4	*A1412	2	Hose Assembly, 1/2" x 130"
5	---	-	See "Hydraulic Motor" on page P186

*Hydraulic hose is not stocked by Kinze Repair Parts, but can be made available on a special order basis. Call for quote.

This page left blank intentionally.

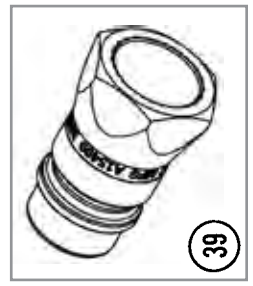
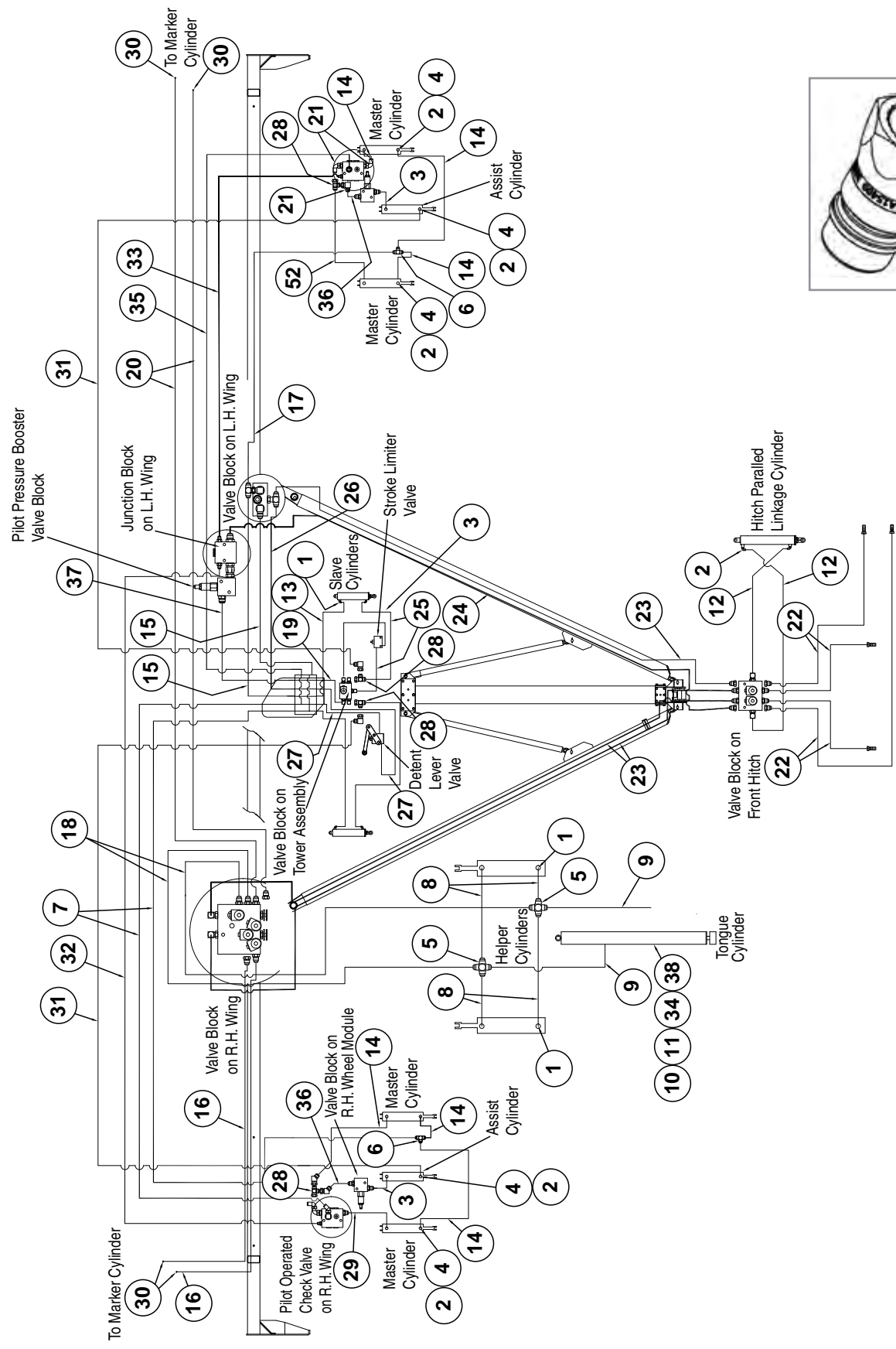
(IP1142-1a)



ITEM	PART NO.	QTY.	DESCRIPTION
1	G6801-06-08 GR1037	4	Connector W/O-Ring, 1/16"-18 Male JIC To 3/4"-16 O-Ring O-Ring
2	G6801-08 GR1037	14	Elbow W/O-Ring, 90°, 3/4"-16 Male JIC To O-Ring O-Ring
3	*A1073	2	Hose Assembly, 3/8" x 18"
4	G6502-08	5	Swivel Elbow, 45°, 3/4"-16 Male JIC To Female
5	G2650-06	2	Cross, 1/16"-18 Male JIC
6	G2603-08	2	Tee, 3/4"-16 Male JIC
7	*A8500	1	Hose Assembly, 3/16" x 260"
8	*A1189	4	Hose Assembly, 1/4" x 36"
9	*A1146	2	Hose Assembly, 1/4" x 12"
10	G6400-06-08 GR1037	1	Connector W/O-Ring, 1/16"-18 Male JIC To 3/4"-16 O-Ring O-Ring
11	G6502-06	2	Swivel Elbow, 45°, 1/16"-18 Male JIC To Female
12	*A1044	2	Hose Assembly, 3/8" x 34"
13	*A3140	2	Hose Assembly, 3/8" x 94"
14	*A3119	8	Hose Assembly, 3/8" x 36"
15	*A3111	2	Hose Assembly, 3/8" x 200"
15	*A1026	2	Hose Assembly, 3/8" x 152" (24 Row 70cm only)
16	*A1031	2	Hose Assembly, 3/8" x 234"
17	*A3161	1	Hose Assembly, 3/8" x 210"
18	*A3299	2	Hose Assembly, 3/8" x 164"
19	*A8201	1	Hose Assembly, 1/2" x 90"
19	*A1421	1	Hose Assembly, 1/2" x 107" (24 Row 70cm only)
20	*A12000	2	Hose Assembly, 3/8" x 548"
21	G6500-08	3	Swivel Elbow, 90°, 3/4"-16 Male JIC To 1/16"-18 Female
22	*A1412	4	Hose Assembly, 1/2" x 130"
23	*A1485	3	Hose Assembly, 1/2" x 330"
24	*A8208	1	Hose Assembly, 1/2" x 374"
25	*A8273	2	Hose Assembly, 1/2" x 21"
25	*A1424	2	Hose Assembly, 1/2" x 30" (24 Row 70cm only)
26	*A12749	1	Hose Assembly, 1/2" x 198"
26	*A1487	1	Hose Assembly, 1/2" x 150" (24 Row 70cm only)
27	*A1465	2	Hose Assembly, 1/2" x 84"
28	G2406-08-06	1	Reducer, 3/4"-16 Female JIC To 1/16"-18 Male JIC
29	*A1072	4	Hose Assembly, 3/8" x 48"
30	*A8501	1	Hose Assembly, 3/16" x 426"
30	*A8503	1	Hose Assembly, 3/16" x 436" (24 Row 70cm only)
31	*A12082	3	Hose Assembly, 3/8" x 418"
31	*A1038	3	Hose Assembly, 3/8" x 370" (24 Row 70cm only)
32	G6500-06	1	Swivel Elbow, 90°, 1/16"-18 Male JIC To Female
33	GD4086	4	ISO Coupler
34	*A8283	1	Hose Assembly, 1/2" x 158"
34	*A1475	1	Hose Assembly, 1/2" x 108" (24 Row 70cm only)
35	GA15499	-	Coupler

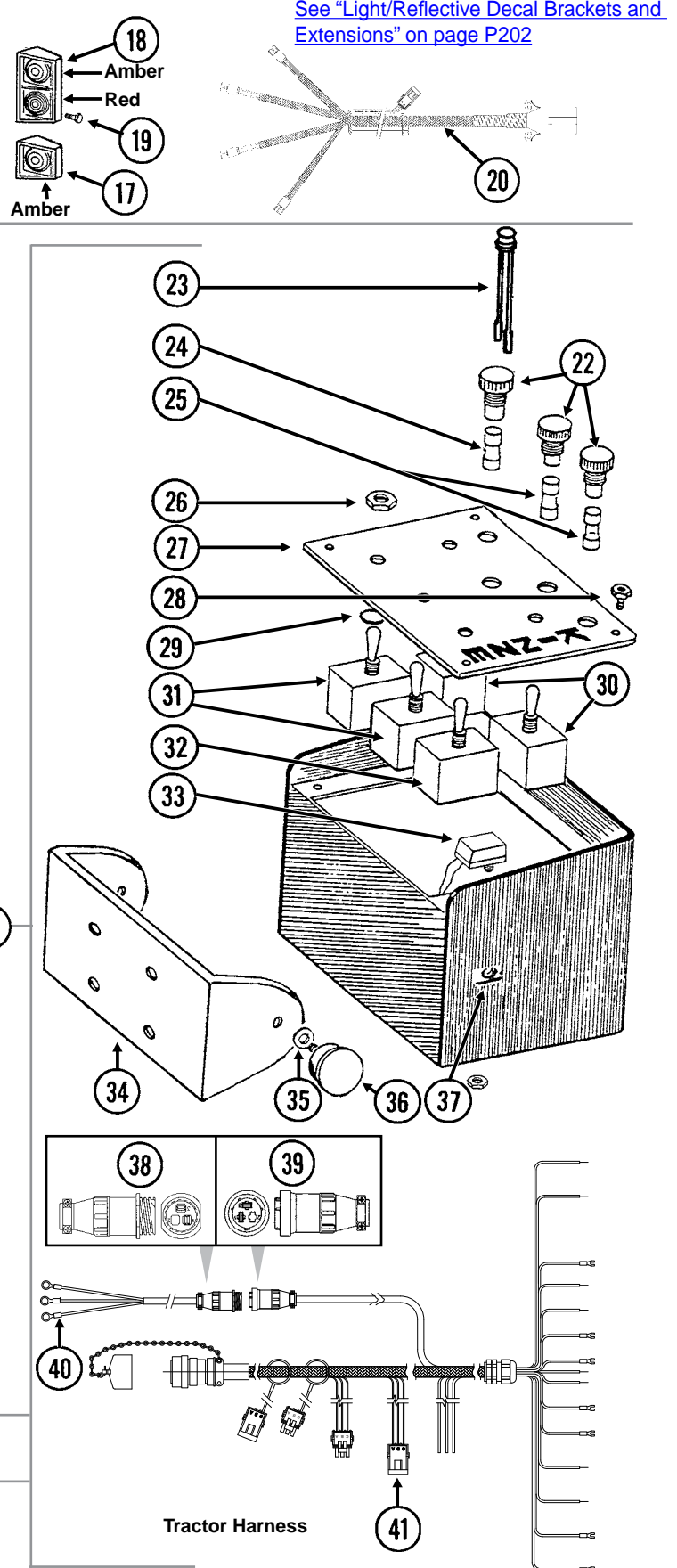
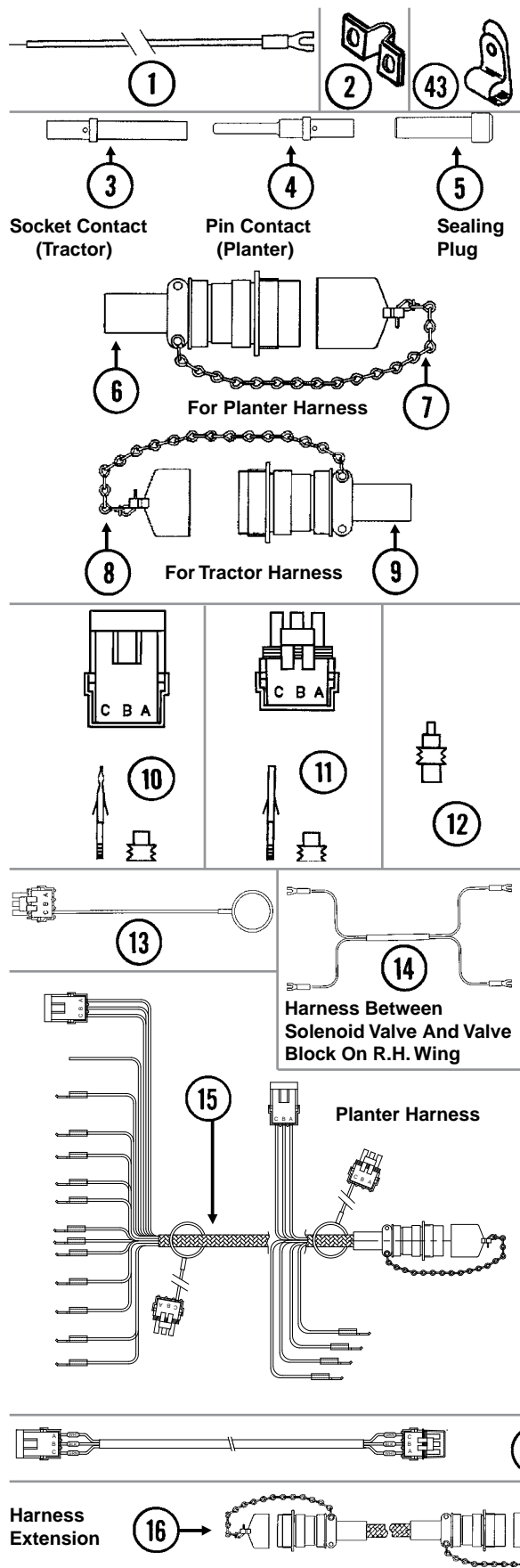
*Hydraulic hose is not stocked by Kinze Repair Parts, but can be made available on a special order basis. Call for quote.

(IP1179)



ITEM	PART NO.	QTY.	DESCRIPTION
1	G6801-06-08 GR1037	8 -	Connector W/O-Ring, 3/16"-18 Male JIC To 3/4"-16 O-Ring O-Ring
2	G6801-08 GR1037	14 -	Elbow W/O-Ring, 90°, 3/4"-16 Male JIC To O-Ring O-Ring
3	*A1098	4	Hose Assembly, 3/8" x 26"
4	G6502-08	15	Swivel Elbow, 45°, 3/4"-16 Male JIC To Female
5	G2650-06	2	Cross, 3/16"-18 Male JIC
6	G2603-08	2	Tee, 3/4"-16 Male JIC
7	*A12082	2	Hose Assembly, 3/8" x 418"
8	*A1189	4	Hose Assembly, 1/4" x 36"
9	*A1146	2	Hose Assembly, 1/4" x 12"
10	G6400-06-08 GR1037	1 -	Connector W/O-Ring, 3/16"-18 Male JIC To 3/4"-16 O-Ring O-Ring
11	G6502-06	2	Swivel Elbow, 45°, 3/16"-18 Male JIC To Female
12	*A1044	2	Hose Assembly, 3/8" x 34"
13	*A3140	2	Hose Assembly, 3/8" x 94"
14	*A3119	6	Hose Assembly, 3/8" x 36"
15	*A3111	2	Hose Assembly, 3/8" x 200"
16	*A1031	2	Hose Assembly, 3/8" x 234"
17	*A1057	1	Hose Assembly, 3/8" x 216"
18	*A3299	2	Hose Assembly, 3/8" x 164"
19	*A8201	1	Hose Assembly, 1/2" x 90"
20	*A12000	2	Hose Assembly, 3/8" x 548"
21	G6500-08	8	Swivel Elbow, 90°, 3/4"-16 Male JIC To Female
22	*A1412	4	Hose Assembly, 1/2" x 130"
23	*A1485	3	Hose Assembly, 1/2" x 330"
24	*A8208	1	Hose Assembly, 1/2" x 374"
25	*A8273	2	Hose Assembly, 1/2" x 21"
26	*A12749	1	Hose Assembly, 1/2" x 198"
27	*A1465	2	Hose Assembly, 1/2" x 84"
28	G6602-08	4	Swivel Tee, 3/4"-16 JIC
29	*A1019	2	Hose Assembly, 3/8" x 44"
30	G2408-08	4	Plug, 3/4"-16 JIC
31	*A3178	2	Hose Assembly, 3/8" x 536"
32	*A8503	1	Hose Assembly, 3/16" x 436"
33	*A8502	1	Hose Assembly, 3/16" x 270"
34	G2406-08-06	1	Reducer, 3/4"-16 Female JIC To 3/16"-18 Male JIC
35	*A12083	1	Hose Assembly, 3/8" x 436"
36	*A3122	2	Hose Assembly, 3/8" x 10 1/2"
37	*A8283	1	Hose Assembly, 1/2" x 158"
38	G6500-06	1	Swivel Elbow, 90°, 3/16"-18 Male JIC To Female
39	GA15499	-	Coupler

*Hydraulic hose is not stocked by Kinze Repair Parts, but can be made available on a special order basis. Call for quote.



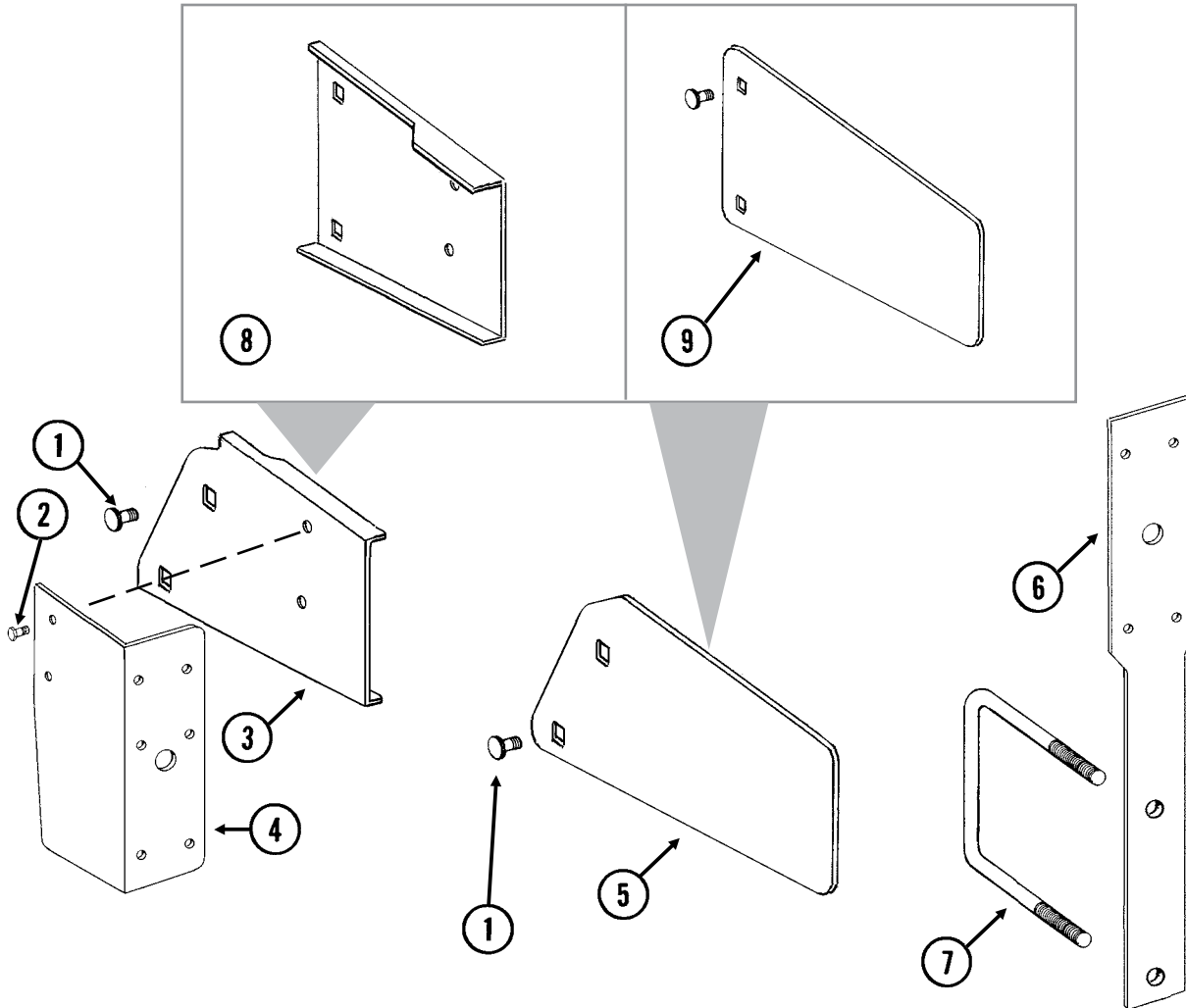
ITEM	PART NO.	QTY.	DESCRIPTION
1	GA9481	-	Jumper Wire W/Fork Terminal, 13"
	G10996	-	Fork Terminal
2	GD13310	-	Jumper, 7/16"
3	GD8740	-	Socket Contact, No. 14
4	GD8741	-	Pin Contact, No. 14
5	GD8739	-	Sealing Plug, No. 12
6	GA6109	1	Connector W/Cable Clamp, 23 Pin Capacity
7	GA7862	-	Dust Cap W/Chain
8	GA7863	-	Dust Cap W/Chain
9	GA6108	1	Connector W/Cable Clamp, 23 Socket Capacity
10	G1K248	-	3-Pin Female Connector Kit (Black), Includes: (3) 3-Pin Female Housings, (9) Pin Contacts, (9) Seals
11	G1K252	-	3-Pin Male Connector Kit (Black), Includes: (3) 3-Pin Male Housings, (9) Socket Contacts, (9) Seals
12	GD11089	-	Sealing Plug
13	GA8047	-	Dust Plug (Black)
14	GA9513	1	Wiring Harness, 312", From Valve Block On R.H. Wing To Tower Assembly
15	GA16337	1	Wiring Harness W/Dust Cap, 468"
16	GA11736	-	Harness Extension W/Dust Caps, 180"
17	GA6701	1	Single Amber Light Assembly
	GR1204	-	Amber Lens
	GR1206	-	Rubber Grommet (2)
	GR1207	-	Lamp Unit
	GR1208	-	Bulb
18	GA6699	1	Double Light Assembly
	GA6700	1	Double Light Assembly (Shown)
	GR1203	-	Red Lens
	GR1204	-	Amber Lens
	GR1205	-	Cover
	GR1206	-	Rubber Grommet (4)
	GR1207	-	Lamp Unit
	GR1208	-	Bulb
19	G10021	8	Hex Head Cap Screw, 1/4"-20 x 1 1/2"
	G10110	16	Lock Nut, 1/4"-20, Grade B
20	GA9502	1	Wiring Harness W/7 Terminal Female Connector, 659" (4 Light Connections)
	GA5385	-	7 Terminal Female Connector
21	G7633X	-	Backlit Control Console Assembly W/Mounting Brackets, Short Harness W/Dust Cap And Power Cable (Shown)
	G7639X	-	Backlit Control Console Assembly W/Mounting Brackets, Short Harness W/Dust Cap And Power Cable, Planters Equipped With Two-Speed Point Row Clutches
22	GA2612	3-5	Fuse Holder W/Spade, 1 ³³ / ₅₀ "
23	GA7077	1-4	Indicator Light
24	GD2829	1-2	Fuse, 15 Amp, Type AGC
25	GD10243	2-6	Fuse, MDL 10 Amp Delay Action
26	GR1363	5	Hex Face Nut, 1 ⁵ / ₃₂ "-32
	GR1364	5	Internal Tooth Lock Washer, 1 ⁵ / ₃₂ "
27	GA8734	1	Cover Plate (Shown)
	GA8735	-	Cover Plate, Planters Equipped With Two-Speed Point Row Clutches
28	GR1292	4	Pan Head Screw, No. 8-32 x 1/2"
29	GD3860	-	O-Ring (If Applicable)
30	GA2528	2	Switch, 3 Position Toggle, On-Off-On
31	GA6978	2	Switch, 3 Position Toggle, Momentary On-Off-Momentary On

Continued on the next page.

ITEM	PART NO.	QTY.	DESCRIPTION
32	GA6977	1-2	Switch, 2 Position Toggle, On-Off
33	GA8731	1	Switch, Push Button W/Transformer
34	GD9896	1	Mounting Bracket
35	G11385	4	Flat Washer, ¼" SAE
36	GA6975	2	Knob
37	GR1290	2	Cage Nut, ¼"-20
38	G1K267	-	Power Lead Adapter Connector Kit, Includes: (1) 3-Pin Connector, (1) Cable Clamp, (3) Male Terminal Pins
39	G1K268	-	Console Cable Connector Kit, Includes: (1) 3-Pin Connector, (1) Cable Clamp, (1) Lock Ring, (3) Female Terminal Pins
40	GA17547	1	Power Lead Adapter
41	GA16340	1	Wiring Harness W/Dust Cap And Power Cable
42	GA7855	1	Extension, 30'
43	GD22965	-	Insulated Clamp, ¼"
	GD13348	-	Insulated Clamp, 1½/16"
	GD6291	-	Insulated Clamp, 3/8"

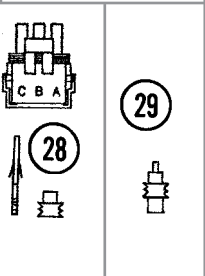
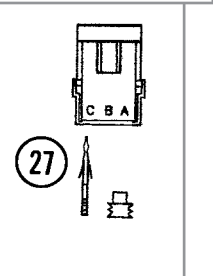
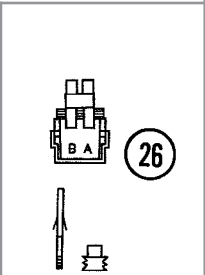
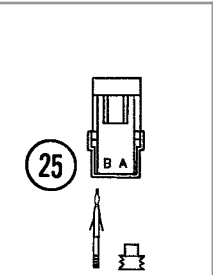
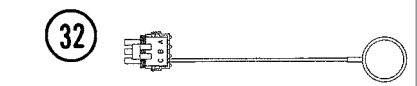
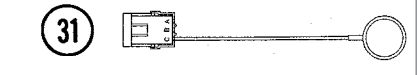
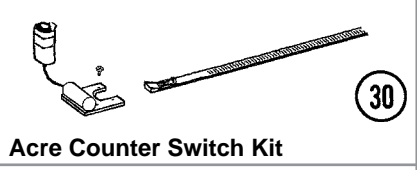
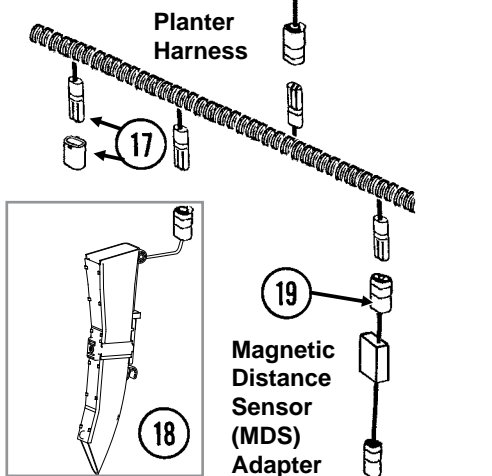
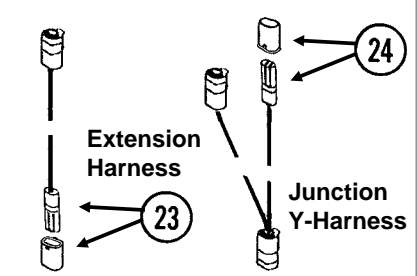
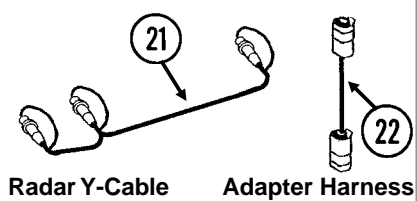
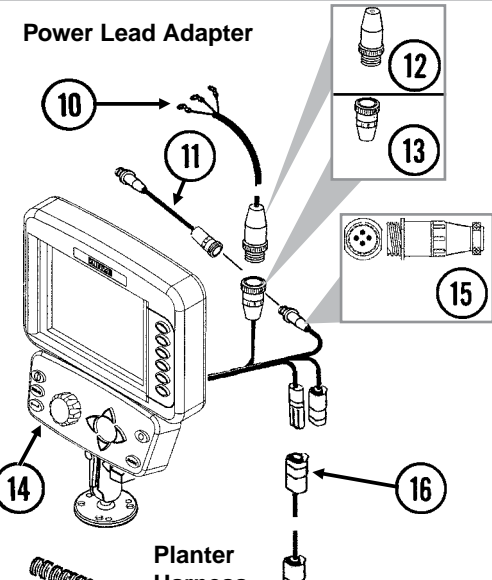
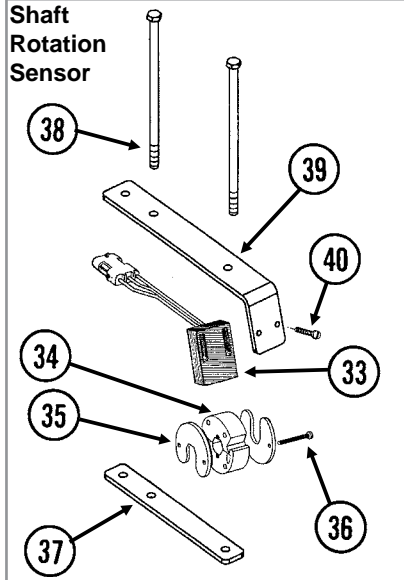
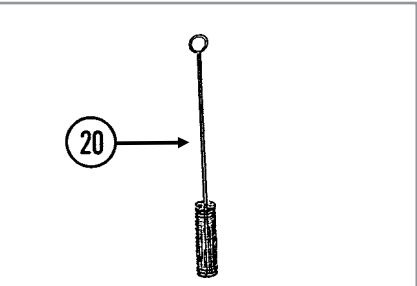
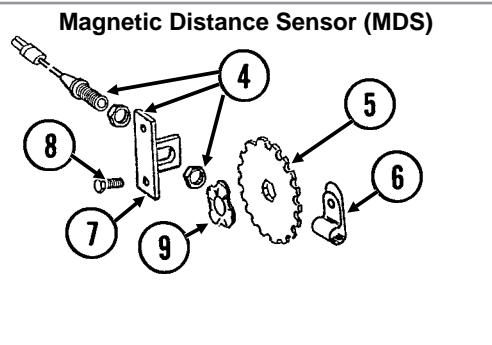
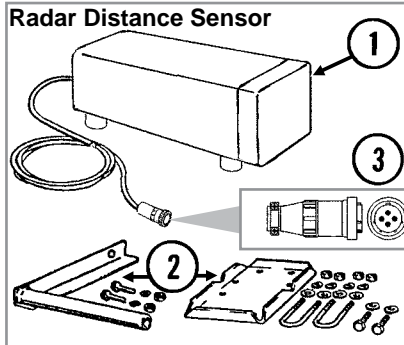
NOTE: See ["Point Row Clutch" on page P141](#) or See ["Two-Speed Point Row Clutch" on page P143](#) for R.H. and L.H. Wiring Harnesses for the point row clutches. See display unit for those components.

(RU130b/RU129/RU133/RU132/RU130a/RU131/RU129a/RU132a)



ITEM	PART NO.	QTY.	DESCRIPTION
1	G10312	-	Carriage Bolt, 5/16"-18 x 3/4"
	G10620	-	Serrated Flange Nut, 5/16"-18
2	G10064	-	Hex Head Cap Screw, 1/4"-20 x 1"
	G10110	-	Hex Nut, 1/4"-20
3	GD15968	1	Light Mount Extension
4	GD12725	1	Bracket (L.H. Wing)
	GD12724	1	Bracket (R.H. Wing) (Shown)
5	GD15967	1	Reflective Decal Bracket
6	GD13358	2	Light Bracket
	GD26577	2	Light Bracket, 24 Row 20" and 24 Row 22" EdgeVac
7	GD17039	2	U-Bolt, 7" x 7" x 5/8"-11
	G10230	4	Lock Washer, 5/8"
	G10104	4	Hex Nut, 5/8"-11
8	GD12723	1	Light Mount Extension
9	GD12710	1	Reflective Decal Bracket

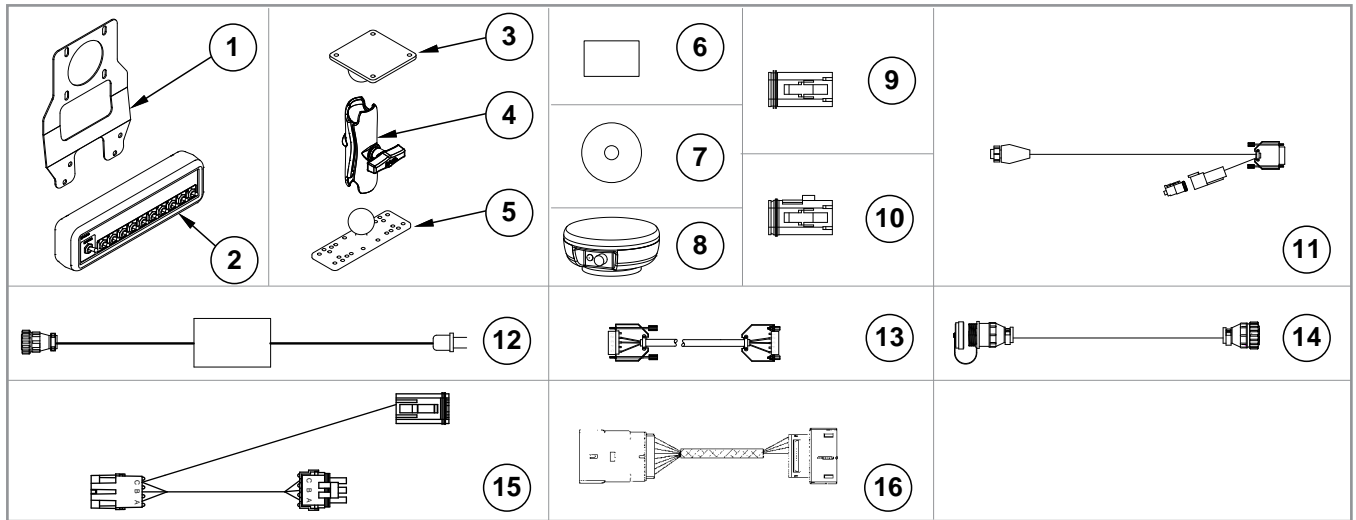
(MTR43w)



ITEM	PART NO.	QTY.	DESCRIPTION
1	GA7858	-	Radar Distance Sensor W/20' Cable
2	GA8026	-	Radar Sensor Pipe/Mounting Bracket Package
3	G1K323	-	4-Pin Connector Kit W/Female Housing, Includes: (4) Pins, (1) Cable Clamp
4	GA5600	1	Magnetic Distance Sensor
5	GD8751	-	Magnetic Distance Sensor Pulse Wheel
6	GD6291	-	Insulated Clamp, 3/8"
7	GD8770	1	Bracket
8	G10001	2	Hex Head Cap Screw, 3/8"-16 x 1"
	G10229	2	Lock Washer, 3/8"
	G10101	2	Hex Nut, 3/8"-16
9	GD8771	1	Spring Wave Washer
10	GA17547	1	Power Lead Adapter
11	GA9144	-	Monitor/Radar Adapter Cable, 10"
12	G1K267	-	Power Lead Adapter Connector Kit, Includes: (1) Cable Clamp, (1) 3-Pin Connector, (3) Male Terminal Pins
13	G1K268	-	Console Cable Connector Kit, Includes: (1) Cable Clamp, (1) 3-Pin Connector, (1) Lock Ring, (3) Female Terminal Pins
14	G8647x	1	KPM III Backlit Console W/Brush (Item 20), Dust Plug (Item 32), Mounting Bracket Assembly, Console Mounting Bracket Hardware And Power Harness
	GA12403	-	Mounting Bracket Assembly, Includes: (2) Mounting Brackets, (2) Connector Halves, (1) Compression Spring, (1) Tension Knob, (1) 1/4"-20 x 1 3/4" Hex Head Cap Screw, (1) 1/4" Plastic Washer, (1) 1/4" Steel Washer
	GR1762	-	Console Mounting Bracket Hardware Package, Includes: (3) No. 10-32 x 5/8" Hex Socket Pan Head Screws, (3) No. 10 Lock Washers
	GA16082	-	Power Harness
15	G1K322	-	4-Pin Connector Kit W/Male Housing, (4) Female Socket Contacts and (1) Cable Clamp
16	---	-	Included In Tractor/Planter Wiring Harness, See "Electrical Components" on page P199
17	GA7852	-	Planter Harness W/Dust Caps, 16 Row (20 Connectors)
	GA8050	-	Planter Harness W/Dust Caps, 18 Row (22 Connectors)
	GD11993	-	Dust Cap
18	GA19961	-	Seed Tube W/Computerized Sensor
	GA19960	-	Seed Tube (With Holes For Sensor Installation)
19	GA7859	1	Magnetic Distance Sensor Adapter (Analog To Digital)
20	GR0594	-	Brush
21	GR0586	1	Radar Y-Cable (Used To Connect Radar Distance Sensor For Multiple Functions)
22	GA7857	-	Adapter Harness, 1'
23	GA7854	-	Extension Harness W/Dust Cap, 15'
	GA7855	-	Extension Harness W/Dust Cap, 30'
	GD11993	-	Dust Cap
24	GA7853	-	Junction Y-Harness W/Dust Cap
	GD11993	-	Dust Cap
25	G1K321	-	2-Pin Female Connector Kit (Black), Includes: (3) 2-Pin Female Housings, (6) Pin Contacts, (6) Seals
26	G1K320	-	2-Pin Male Connector Kit (Black), Includes: (3) 2-Pin Male Housings, (6) Socket Contacts, (6) Seals

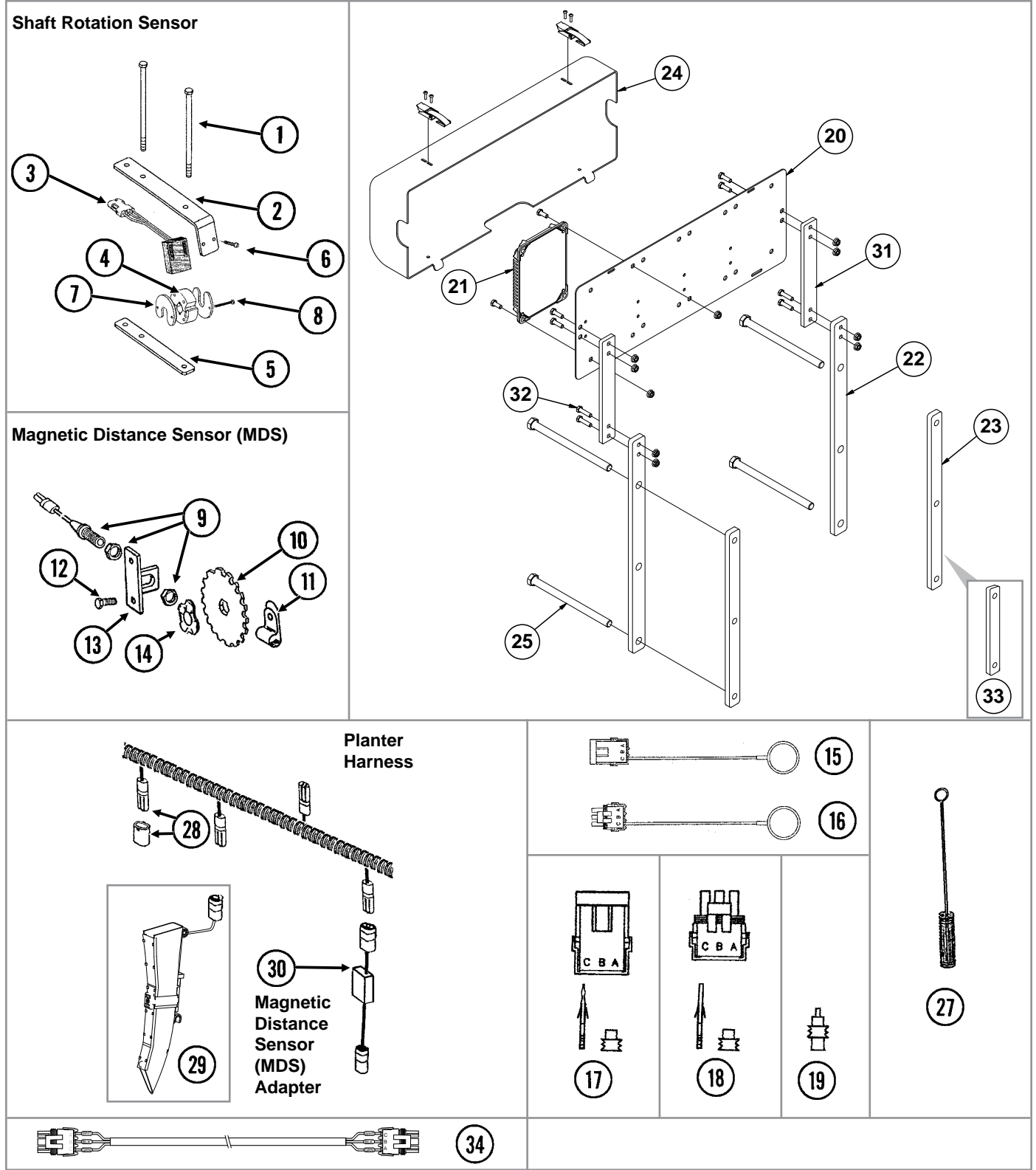
Continued on the next page.

ITEM	PART NO.	QTY.	DESCRIPTION
27	G1K248	-	3-Pin Female Connector Kit (Black), Includes: (3) 3-Pin Female Housings, (9) Pin Contacts, (9) Seals
	G1K362	-	3-Pin Female Connector Kit (Blue), Includes: (3) 3-Pin Female Housings, (9) Pin Contacts, (9) Seals
28	G1K252	-	3-Pin Male Connector Kit (Black), Includes: (3) 3-Pin Male Housings, (9) Socket Contacts, (9) Seals
	G1K363	-	3-Pin Male Connector Kit (Blue), Includes: (3) 3-Pin Male Housings, (9) Socket Contacts, (9) Seals
29	GD11089	-	Sealing Plug
30	G1K249	-	Acre Counter Switch Kit
31	GA8046	-	Dust Plug (Black)
	GA9978	-	Dust Plug (Blue)
32	GA8047	-	Dust Plug (Black)
	GA9979	-	Dust Plug (Blue)
33	GR1415	1	Rotation Sensor
34	GR1414	1	Actuator
35	GD11474	4	Cover
36	G10927	4	Pan Head Machine Screw, No. 8-32 x 1¼", Stainless Steel
	G10931	4	Lock Washer, No. 8, Internal/External, Stainless Steel
	G10928	4	Hex Nut, No. 8-32, Stainless Steel
37	GD18168	2	Mount
38	G10686	4	Hex Head Cap Screw, ⅜"-16 x 8"
	G10229	4	Lock Washer, ⅜"
	G10101	4	Hex Nut, ⅜"-16
39	GD18118	2	Shaft Sensor Mount
40	G11288	4	Pan Head Screw, No. 10-32 x 1½"
	G10243	4	Washer, No. 10 SAE
	G10758	4	Hex Nut, No. 10-32
A	GA6147	-	Magnetic Distance Sensor And Mounting Package (Items 4-9)
B	GA13521	-	Shaft Sensor Mounting Package (Items 35-40)
C	GA8135	-	Shaft Rotation Kit, Includes: (2) Actuators (2) Rotation Sensors



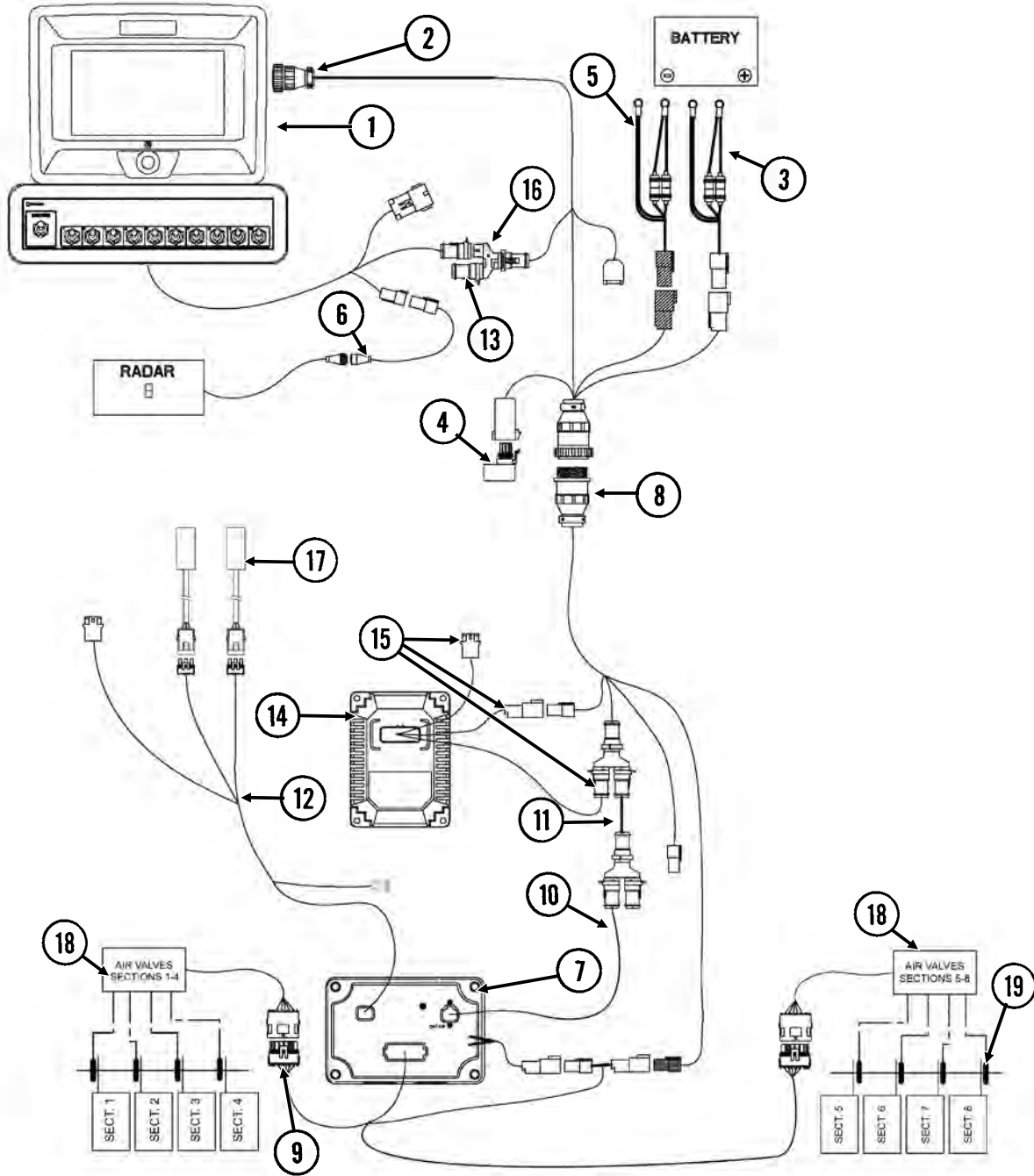
ITEM	PART NO.	QTY.	DESCRIPTION
1	GR1916	1	Switch Box Bracket
2	GA12539	1	Switch Box Module
3	GD18408	1	Ram Vesa Base
4	GA12868	1	Ram Double Socket Arm
5	GD18407	1	Ram Base
6	GA14449	1	Flash Drive (Integra)
	GR1835	1	Flash Card (Cobalt)
7	GR1836	1	SMS CD
8	GA12552	1	GPS Antenna
9	GR1838	1	Dust Plug
10	GR1839	1	Dust Plug
11	GA12553	1	GPS Cable
12	GA12852	1	Power Supply
13	GA12853	1	Null Modem Cable
14	GA13562	1	Cable Extension, 180"
15	GA13572	1	Multi-Product Cable
16	GA13654	-	Adapter Cable
A	GA14448	-	Ram Mount Hardware Kit

(MTR60/MTR63/PMM01/MTR65/MTR61/MTR64/MTR62/PMM02)



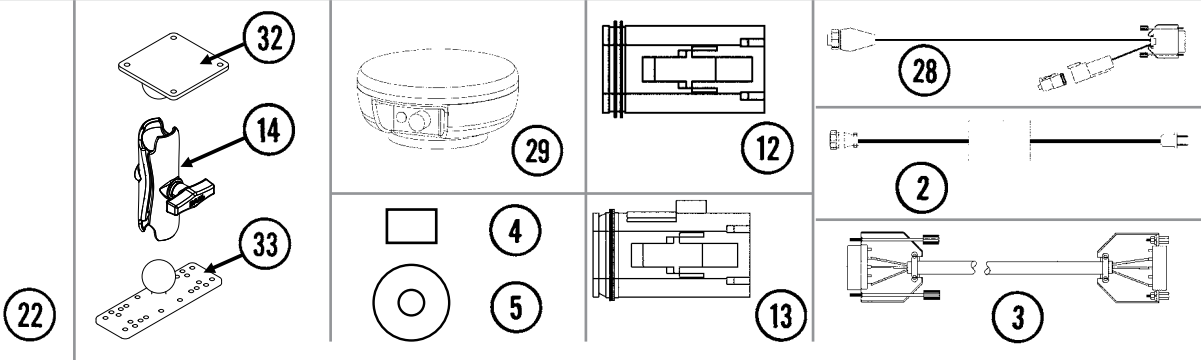
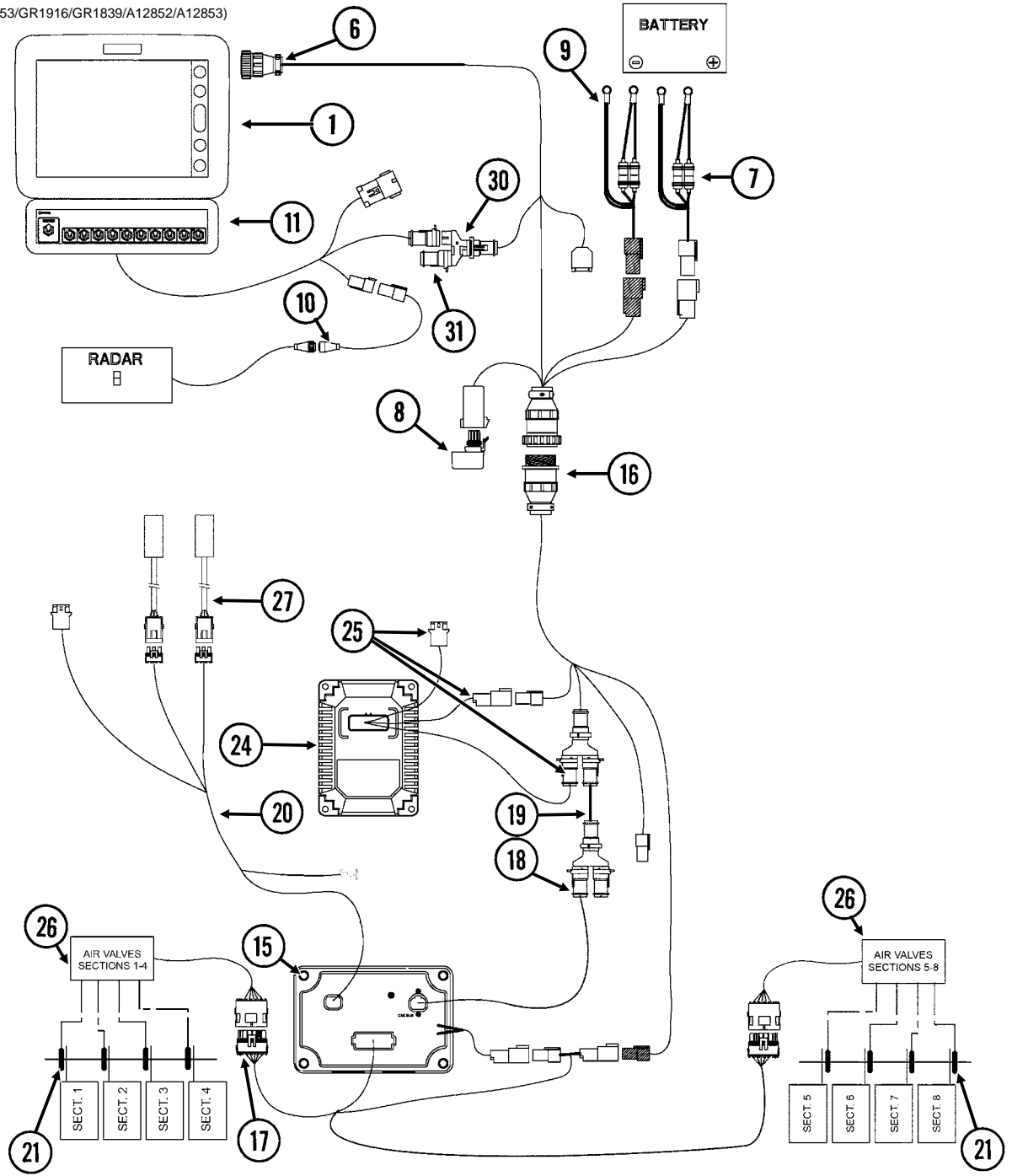
ITEM	PART NO.	QTY.	DESCRIPTION
1	G10686	4	Hex Head Cap Screw, 3/8"-16 x 8"
	G10229	4	Lock Washer, 3/8"
	G10101	4	Hex Nut, 3/8"-16
2	GD18118	2	Shaft Sensor Mount
3	GR1415	1	Rotation Sensor
4	GR1414	1	Actuator
5	GD18168	2	Mount
6	G10757	2	Pan Head Screw, No. 10-32 x 1 1/4"
	G10243	2	Washer, No. 10 SAE
	G10758	2	Hex Nut, No. 10-32
7	GD11474	4	Cover
8	G10927	4	Pan Head Machine Screw, No. 8-32 x 1 1/4", Stainless Steel
	G10931	4	Lock Washer, No. 8, Internal/External, Stainless Steel
	G10928	4	Hex Nut, No. 8-32, Stainless Steel
9	GA5600	1	Magnetic Distance Sensor
10	GD8751	-	Magnetic Distance Sensor Pulse Wheel
11	GD6291	-	Insulated Clamp, 3/8"
12	G10001	2	Hex Head Cap Screw, 3/8"-16 x 1"
	G10229	2	Lock Washer, 3/8"
	G10101	2	Hex Nut, 3/8"-16
13	GD8770	1	Bracket
14	GD8771	1	Spring Wave Washer
15	GA8046	-	Dust Plug (Black)
	GA9978	-	Dust Plug (Blue)
16	GA8047	-	Dust Plug (Black)
	GA9979	-	Dust Plug (Blue)
17	G1K248	-	3-Pin Female Connector Kit (Black), Includes: (3) 3-Pin Female Housings, (9) Pin Contacts, (9) Seals
	G1K362	-	3-Pin Female Connector Kit (Blue), Includes: (3) 3-Pin Female Housings, (9) Pin Contacts, (9) Seals
18	G1K252	-	3-Pin Male Connector Kit (Black), Includes: (3) 3-Pin Male Housings, (9) Socket Contacts, (9) Seals
	G1K363	-	3-Pin Male Connector Kit (Blue), Includes: (3) 3-Pin Male Housings, (9) Socket Contacts, (9) Seals
19	GD11089	-	Sealing Plug
20	GD18013	1	Bracket
	G10031	4	Hex Head Cap Screw, 5/16"-18 x 1 3/4"
	GD11963-01	4	Spacer, 1 1/16"
	G10620	8	Serrated Flange Nut, 5/16"-18
21	GA12538	1	Planter Monitor Module
	G10991	4	Hex Head Cap Screw, 5/16"-18 x 7/8"
22	GD19759	2	Module Bracket Mount, 24 Row 30" and 36 Row 20"
23	GD18901	2	Tap Block, Long
24	GA12563	1	Module Cover Assembly W/Lock Clamps
25	G10152	4	Hex Head Cap Screw, 5/8"-11 x 9"
26	GA12655	1	Implement Cable (16 Row)
27	GR0594	-	Brush
28	GA7852	2	Planter Harness W/Dust Caps, 24 Row (20 Connectors)
	GA8050	-	Planter Harness W/Dust Caps, 36 Row (22 Connectors)
	GD11993	-	Dust Cap
29	GA19961	-	Seed Tube W/Computerized Sensor
	GA19960	-	Seed Tube (With Holes For Sensor Installation)
30	GA7859	1	Magnetic Distance Sensor Adapter (Analog To Digital)
31	GD24362	2	Module Extension (ASD only)
32	G10133	4	Hex Head Cap Screw, 5/16"-18 x 1 1/2"
	G10620	4	Serrated Flange Nut, 5/16"-18
33	GD18628	2	Short Tap Block, 24 Row 20" and 24 Row 22"
34	GA16923	-	Dickey John Adapter Cable
A	GA6147	-	Magnetic Distance Sensor And Mounting Package (Items 9-14)

(CO1a/VI18/VI21/A12553/GR1916/GR1839/A12852/A12853)



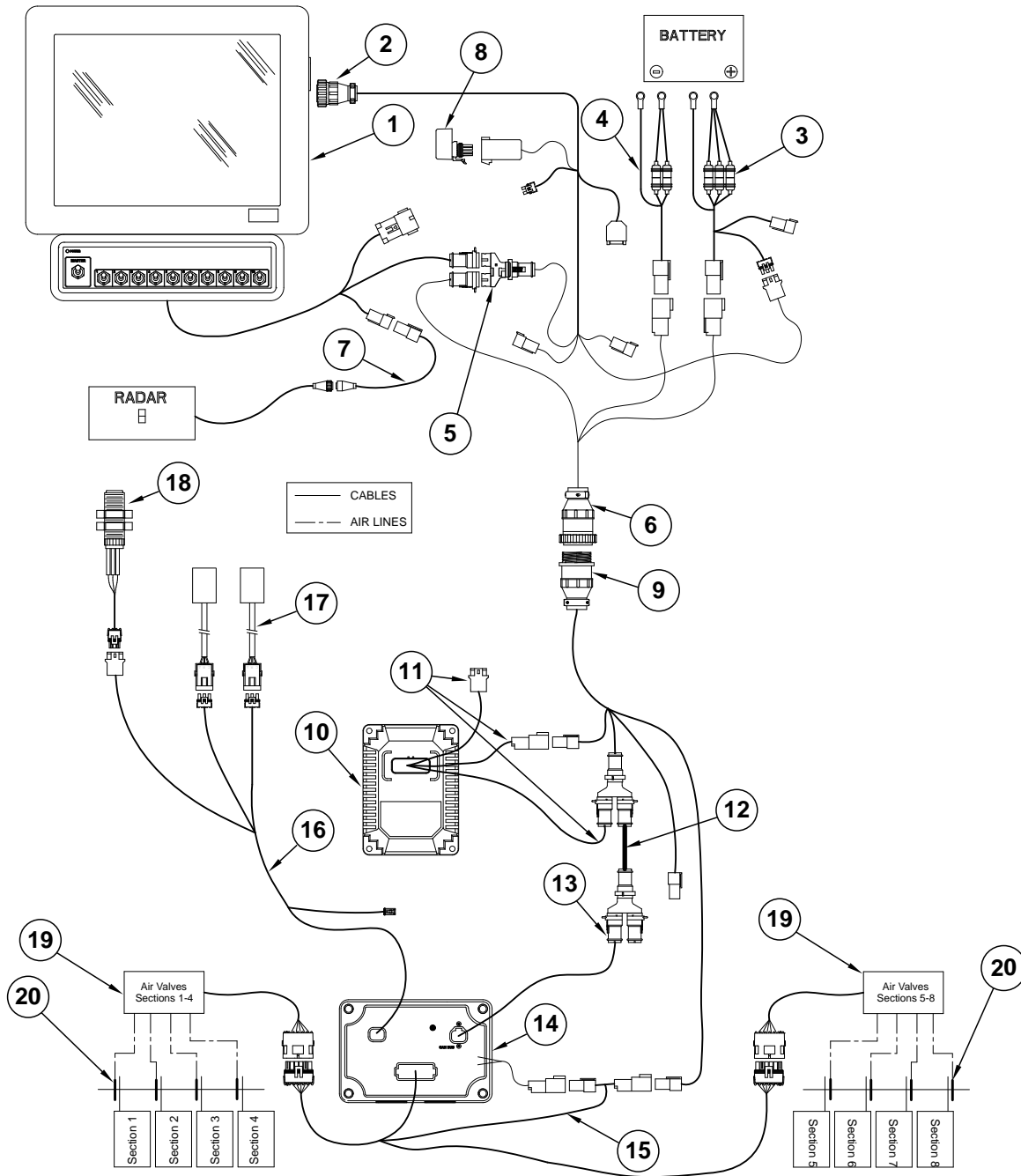
ITEM	PART NO.	QTY.	DESCRIPTION
1	GA13554	1	Cobalt Display
2	GA12551	1	Display Cable
3	GA12562	1	Power Cable
4	GA12540	1	Power Control Relay
5	GA12598	1	Seed Rate Power Cable
6	GA12596	1	Radar Adapter Cable
7	GA12537	1	Clutch Control Module
8	GA12555	1	Implement Cable (12 Row)
	GA12655	-	Implement Cable (16 Row)
9	GA13530	1	Clutch Control Cable
10	GA12558	1	Can Stub Cable, 8"
11	GA12559	1	Can Extension, 5"
12	GA13531	1	Implement Switch Extension Cable
13	GD18177	-	Terminator
14	GA12538	-	Planter Monitor Module
15	GA12557	-	Planter Monitor Cable
16	GD18176	-	Y-Splice Connector
17	---	-	See "Parallel Arms, Mounting Support Plate, and Quick Adjustable Down Forces Springs Option" on page P7
18	---	-	See "Clutch Valve Assembly" on page P184
19	---	-	See "Airline Fittings and Hoses, 24 Row 30"" on page P149 See "Airline Fittings and Hoses, 36 Row 20"" on page P150

(VI50b/VI18/VI21/A12553/GR1916/GR1839/A12852/A12853)



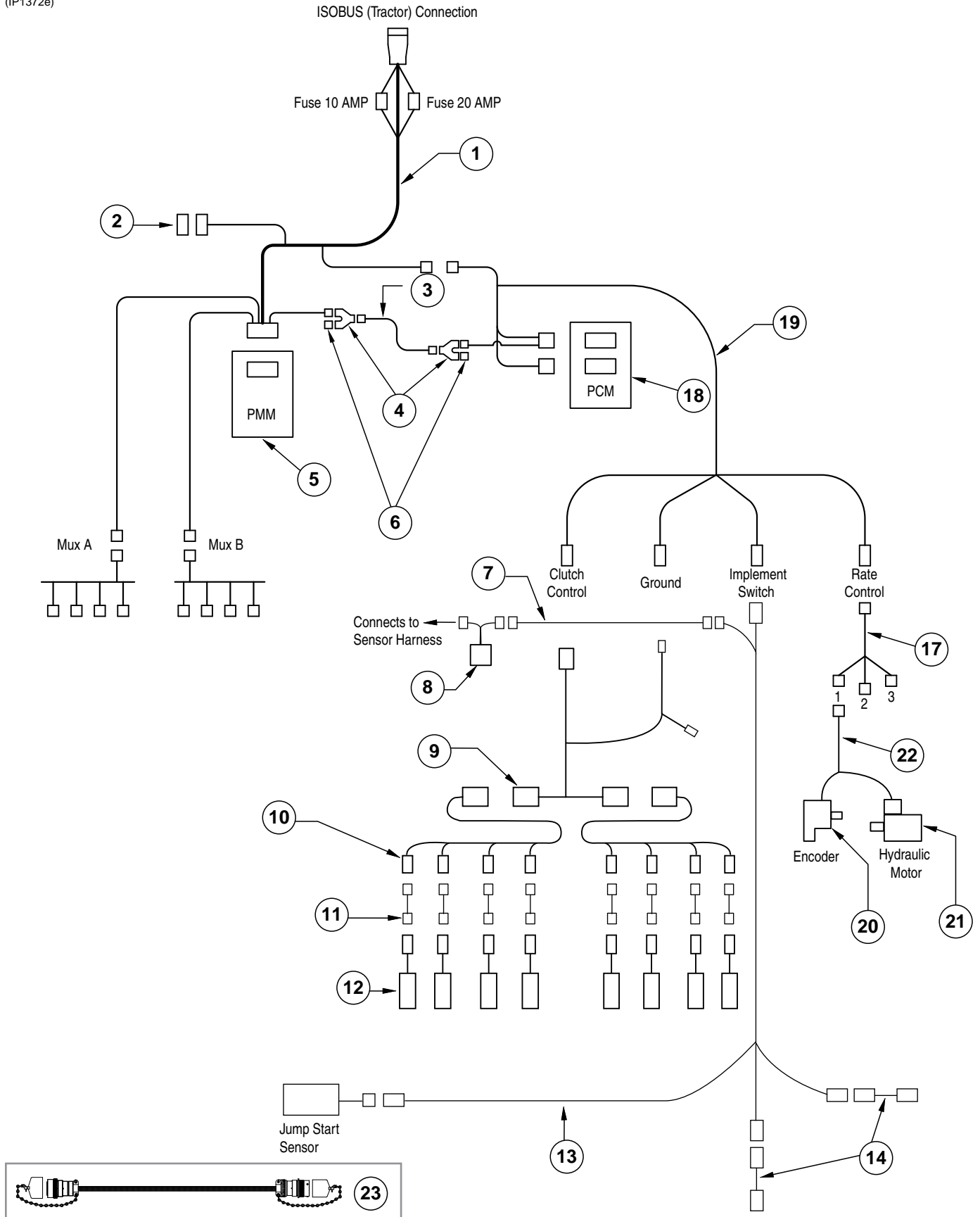
ITEM	PART NO.	QTY.	DESCRIPTION
1	GA12536	1	Vision Loaner (Display Only)
2	GA12852	1	Power Supply
3	GA12853	1	Null Modem Cable
4	GR1835	1	Flash Card
5	GR1836	1	SMS CD
6	GA12551	1	Display Cable
7	GA12562	1	Power Cable
8	GA12540	1	Power Control Relay
9	GA12598	1	Seed Rate Power Cable
10	GA12596	1	Radar Adapter Cable
11	GA12539	1	Switch Box Module
12	GR1838	1	Dust Plug
13	GR1839	1	Dust Plug
14	GA12868	1	Ram Double Socket Arm Assembly
15	GA12537	1	Clutch Control Module
16	GA12555	-	Implement Cable (12 Row)
	GA12655	-	Implement Cable (16 Row)
17	GA13530	1	Clutch Control Cable
18	GA12558	1	Can Stub Cable, 8"
19	GA12559	1	Can Extension, 5"
20	GA16828	1	Implement Switch Extension Cable
21	---	-	See "Airline Fittings and Hoses, 24 Row 30"" on page P149 See "Airline Fittings and Hoses, 36 Row 20"" on page P150
22	GR1916	1	Switch Box Bracket
24	GA12538	-	Planter Monitor Module
25	GA12557	-	Planter Monitor Cable
26	---	-	See "Clutch Valve Assembly" on page P184
27	---	-	See "Parallel Arms, Mounting Support Plate, and Quick Adjustable Down Forces Springs Option" on page P7
28	GA12553	1	GPS Cable
29	GA12552	1	GPS Antenna
30	GD18176	-	Y-Splice Connector
31	GD18177	-	Terminator
32	GD18408	1	Ram Vesa Base
33	GD18407	1	Ram Base
A	G8266X	-	Vision Display Package (Items 1-5)

(IP1296)



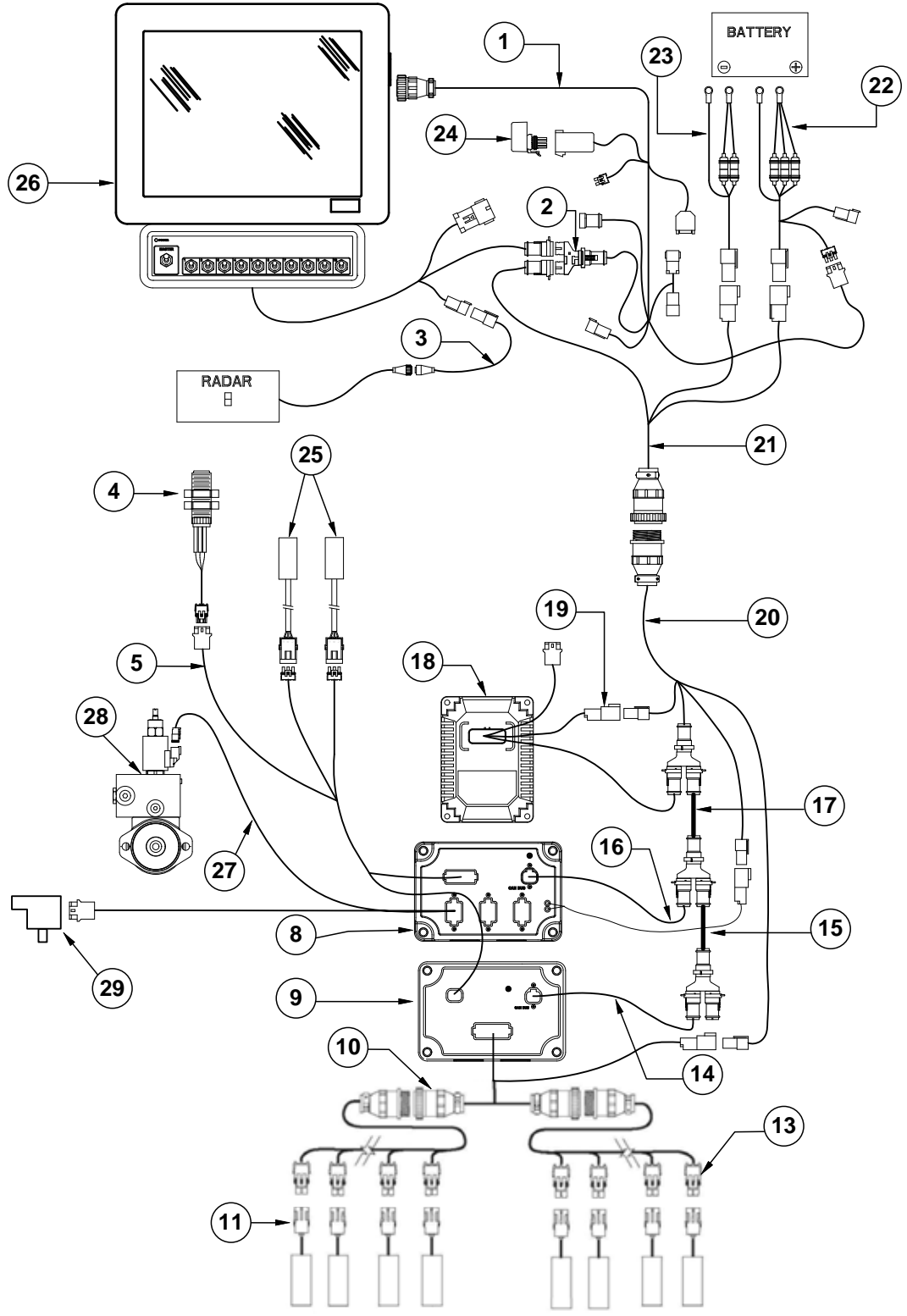
ITEM	PART NO.	QTY.	DESCRIPTION
1	GA14447	1	Integra Display
2	GA16831	1	Integra Display Cable
3	GA14452	1	Power Cable
4	GA12598	1	Seed Rate Power Cable
5	GD18176	3	Y-Splice Connector
6	GA14450	1	Can Adapter Cable
7	GA12596	1	Radar Adapter Cable
8	GA12540	1	Power Control Relay
9	GA13044	1	Implement Cable, 16 Row
10	GA12538	1	Planter Monitor Module
11	GA12557	1	Planter Monitor Cable
12	GA12567	1	Can Extension Cable, 4"
13	GA12566	1	Can Stub Cable, 6"
14	GA12537	1	Clutch Control Module
15	GA12556	1	Seed Command Cable
16	GA13047	1	Implement Switch Extension Cable
17	---		See "Parallel Arms, Mounting Support Plate, and Quick Adjustable Down Forces Springs Option" on page P7
18	GA13204	1	Hall Effect Sensor
19	---	-	See "Clutch Valve Assembly" on page P184
20	---	-	See "Airline Fittings and Hoses, 24 Row 30"" on page P149 See "Airline Fittings and Hoses, 36 Row 20"" on page P150

(IP1372e)



ITEM	PART NO.	QTY.	DESCRIPTION
1	GA15881	1	ISOBUS Implement Cable, 456", 12 Row
	GA15907	-	ISOBUS Implement Cable, 540", 16 Row
2	GD22968	1	Terminatin Bias Circuit
3	GA15883	1	CAN Jumper Cable
4	GD22975	1	Y-Splitter, 2-Way
5	GA15290	1	ISOBUS Planter Monitor Module
6	GD22974	1	Terminating Resistor, 2-Way DTM
7	GA16343	1	Jump Start Cable
8	GA12812	1	Hall Effect Adapter
9	GA16386	1	Section Adapter Cable, 24 Row (2 Row)
	GA17012	-	Section Adapter Cable, 36 Row (2 Row)
10	GA18402	1	Clutch Cable, 24 Row
	GA18403	-	Clutch Cable, 36 Row
11	GA17200	-	Adapter Clutch HS Driver Cable
12	GA16374	-	See "Ag Leader Electric Clutch" on page P9
13	GA16828	-	Implement Switch Extension Cable
14	GA16829	-	See "Parallel Arms, Mounting Support Plate, and Quick Adjustable Down Forces Springs Option" on page P7
15	---	-	---
16	---	-	---
17	GA15884	1	Rate Control Cable
18	GA15288	1	Product Control Module
19	GA15882	1	Product Control Module Cable
20	GA12565	-	Encoder Module
21	---	-	See "Hydraulic Motor" on page P186
22	GA16344	-	R.H. Seed Rate Cable
	GA16345	-	L.H. Seed Rate Cable
23	GA16350	-	ISOBUS Extension Cable

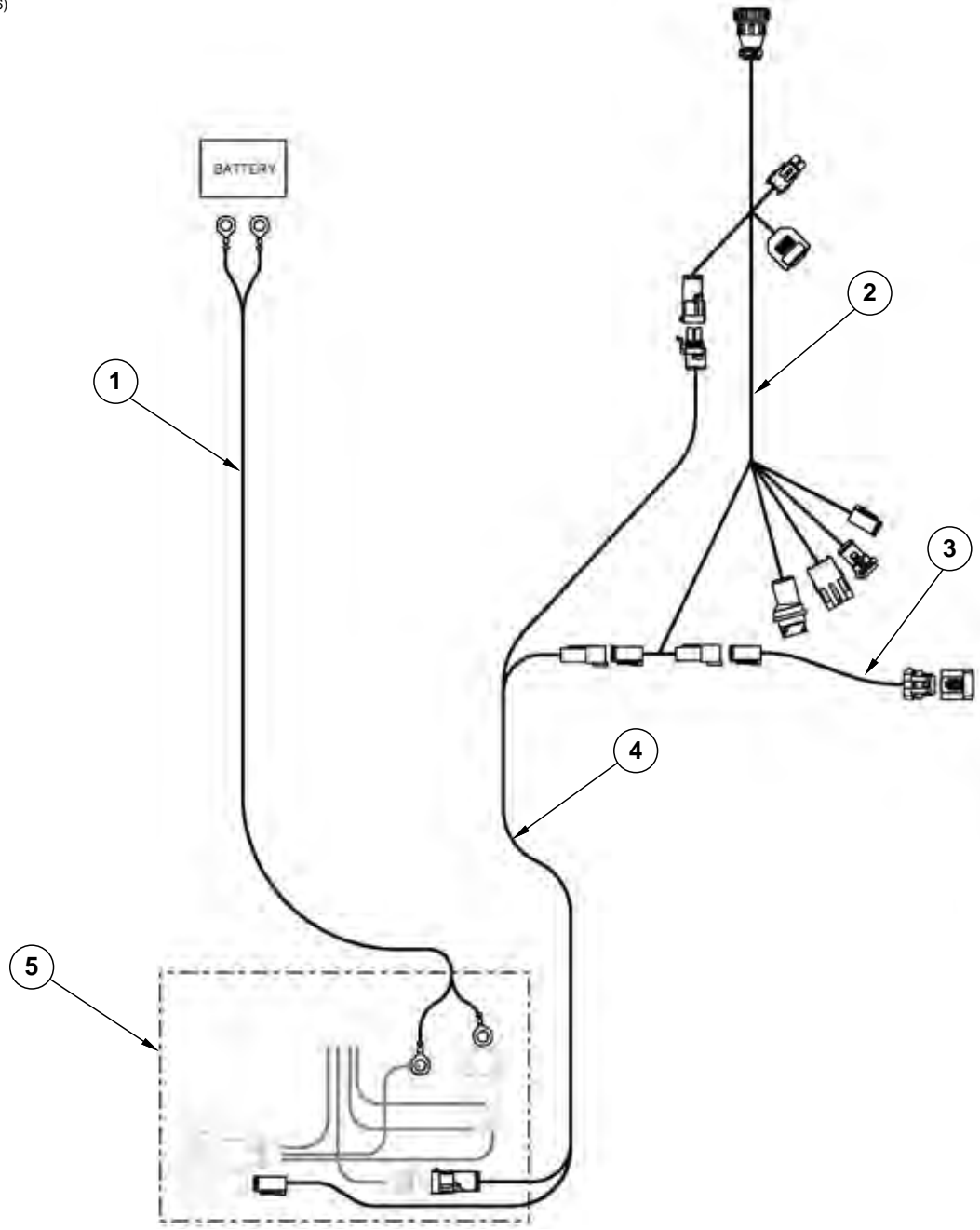
(TP1098d)



ITEM	PART NO.	QTY.	DESCRIPTION
1	GA16831	1	ISOBUS Integra Display Cable
	GA12551	-	Cobalt Display Cable
2	GD18176	1	Y-Splice Connector
3	GA12596	1	Radar Adapter Cable
4	GA13204		Hall Effect Sensor
5	GA16826	-	Implement Switch Extension Cable
6	---	-	---
7	---	-	---
8	GA12564	1	Seed Rate Control Module
9	GA12537	1	Clutch Control Module
10	GA16386	1	Section Adapter Cable, 24 Row (2 Row)
	GA17012	-	Section Adapter Cable, 36 Row (3 Row)
11	GA16374	-	See "Ag Leader Electric Clutch" on page P9
12	---	-	---
13	GA18402	1	Clutch Cable, 24 Row
	GA18403		Clutch Cable, 36 Row
14	GA12558	1	Can Stub Cable, 8"
15	GA12559	1	Can Extension Cable, 5"
16	GA12566	1	Cab Stub Cable, 6" (Hydraulic Drive)
17	GA12567	1	Can Extension Cable, 4" (Hydraulic Drive)
18	GA16351	1	Planter Monitor Module
19	GA16352	1	PMM Cable
20	GA12655	1	Implement Cable
21	GA14450	1	CAN Adapter Cable
22	GA14452	1	Power Cable (Integra)
	GA12562		Power Cable (Cobalt)
23	GA12598	1	Seed Rate Power Cable
24	GA12540	1	Power Control Relay
25	GA16829	-	See "Parallel Arms, Mounting Support Plate, and Quick Adjustable Down Forces Springs Option" on page P7
26	*GA14447	-	Integra Loaner Display (Display Only) (Shown)
	*GA13554	-	Cobalt Display
27	GA16344	-	R.H. Seed Rate Cable
	GA16345	-	L.H. Seed Rate Cable
28	---	-	See "Hydraulic Motor" on page P186
29	GA12565	-	Encoder Module

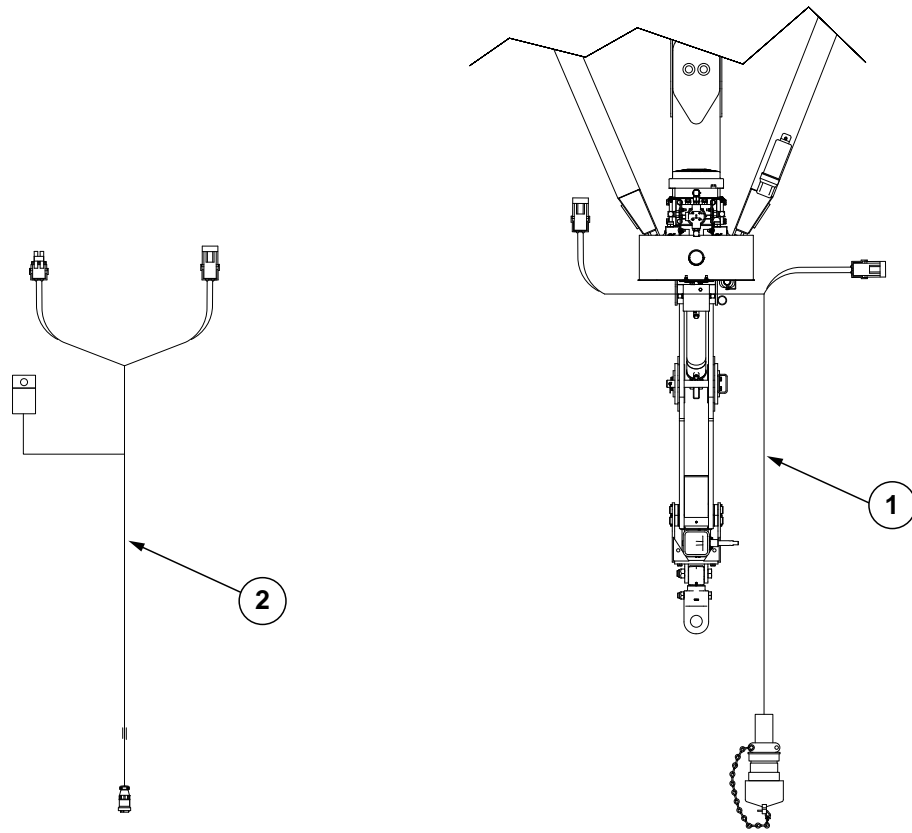
*[See "Miscellaneous Cobalt and Integra Parts" on page P206](#) for mounting brackets.

(TP1106)



ITEM	PART NO.	QTY.	DESCRIPTION
1	GA16834	1	Battery Cable
2	---	-	See "ISOBUS Electric Clutch Package" on page P215 See "Ag Leader Electric Clutch Package" on page P217
3	GA16355	1	Terminator Cable
4	GA16832	1	ISO Integra Extension Cable
5	GA16833	1	ISO Connector

(TP1277)

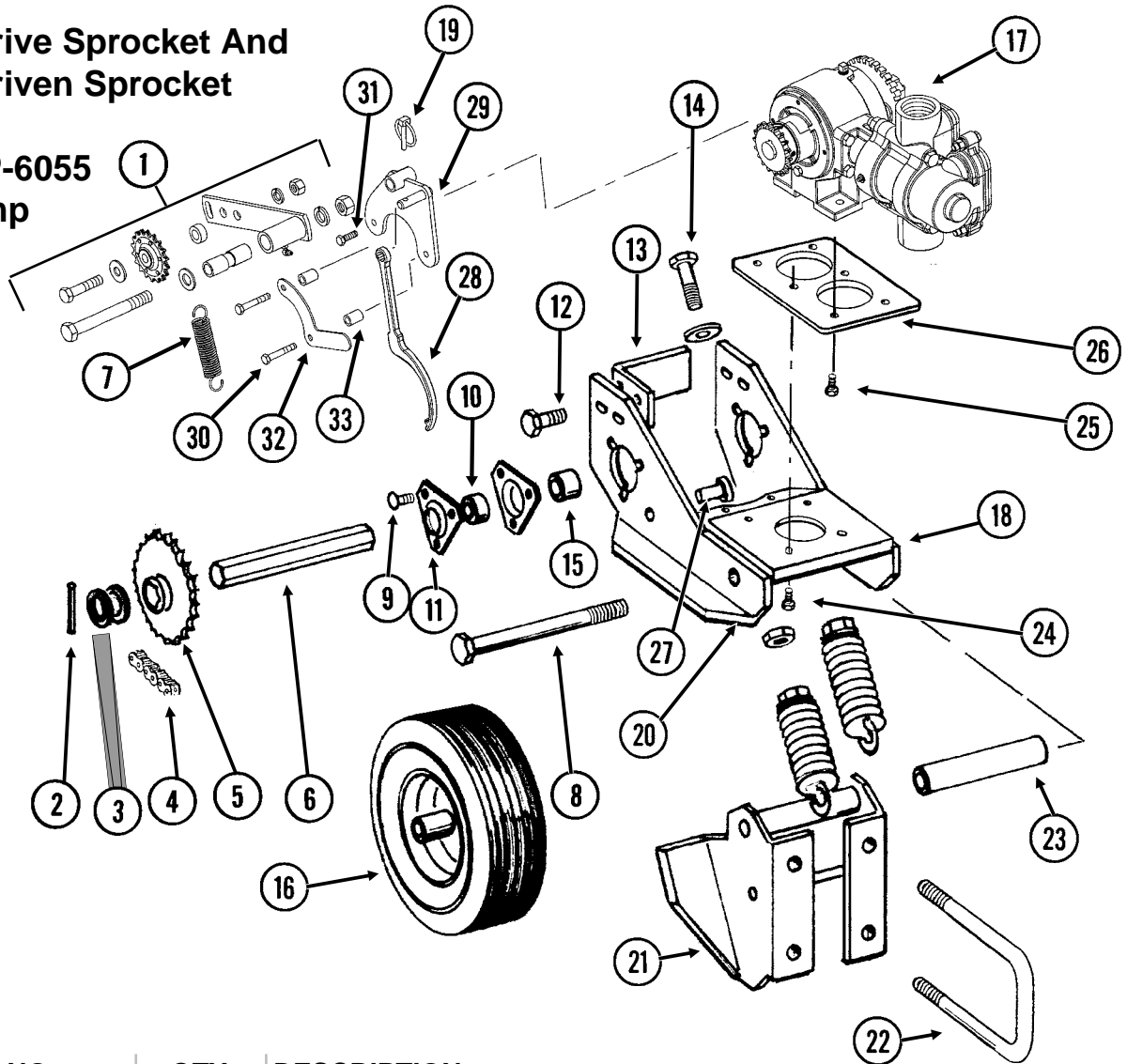


ITEM	PART NO.	QTY.	DESCRIPTION
1	GA17459	-	EdgeVac Wire Harness
2	GA20283	-	PTO Reservoir Fan Wire Harness

(FF124a)

**40 Tooth Drive Sprocket And
18 Tooth Driven Sprocket**

**Model NGP-6055
Piston Pump**

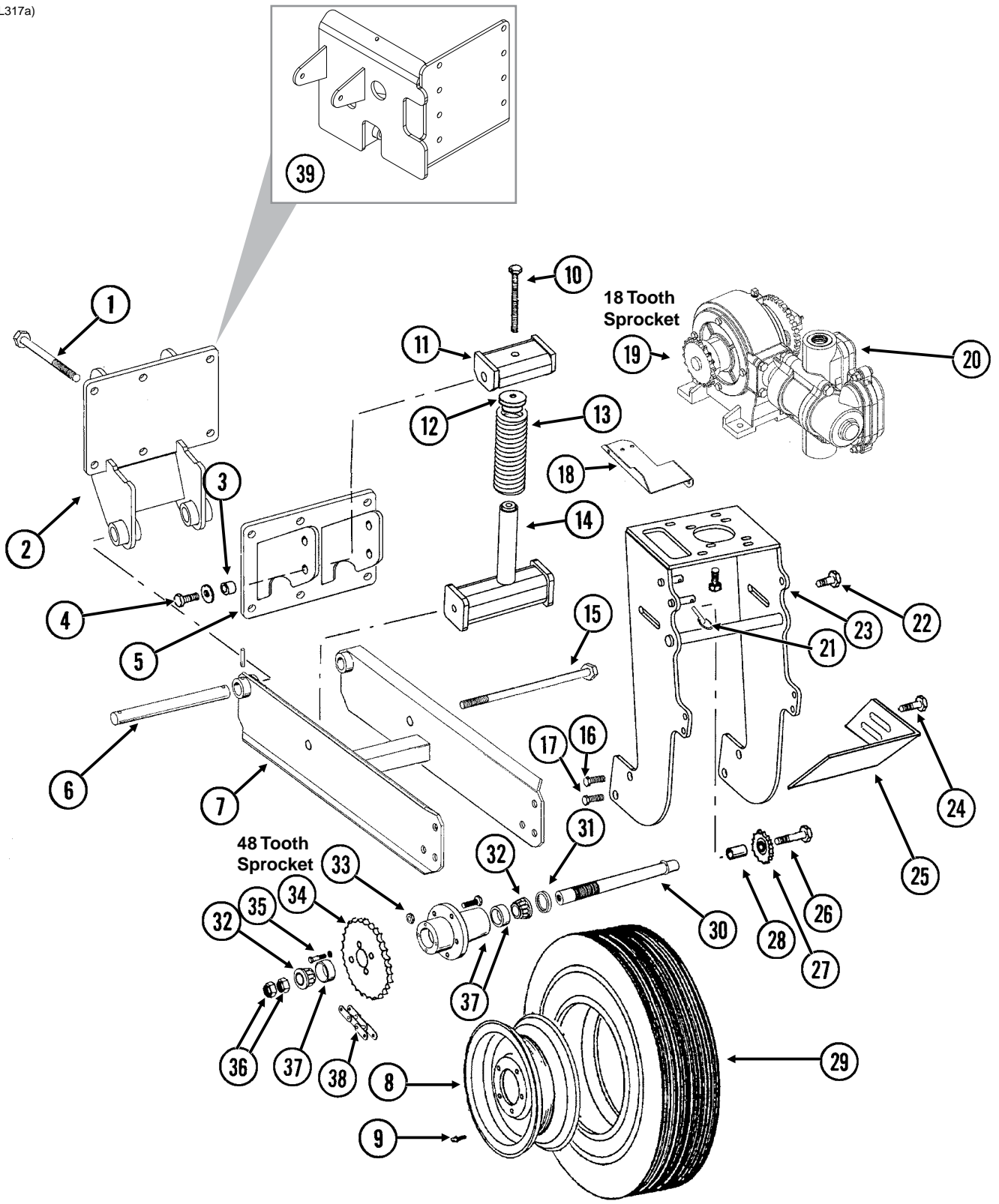


ITEM	PART NO.	QTY. (Per Assy.)	DESCRIPTION
1	GA12597	1	Idler W/Sprocket, Bushing, Spacer And Hardware
	GA7154	-	Sprocket W/Bearing, 18 Tooth
	GD7889	-	Bushing, 1" O.D. x 9/16" I.D x 7/16" Long
	G10581	-	Hex Head Cap Screw, 1/2"-13 x 2 1/4"
	G11389	-	Flat Washer, 1/2" SAE
	G10228	-	Lock Washer, 1/2"
	G10102	-	Hex Nut, 1/2"-13
	G10011	-	Hex Head Cap Screw, 5/8"-11 x 5 1/2"
	G11391	-	Flat Washer, 5/8" SAE
	G10230	-	Lock Washer, 5/8"
	G10104	-	Hex Nut, 5/8"-11
	GD10254	-	Spacer, 2 3/4"
	GA7248	-	Idler Arm
	G10779	-	Grease Fitting, 90°, 1/4"-28
2	G10602	2	Spring Pin, 1/4" x 1 1/2"
3	G10233	5	Machine Bushing, 1", 10 Gauge
4	G3310-91	1	Chain, No. 40, 91 Pitch Including Connector Link And Offset Link
	GR0912	-	Connector Link, No. 40
	GR0911	-	Offset Link, No. 40

ITEM	PART NO.	QTY. (Per Assy.)	DESCRIPTION
5	GA7180	1	Sprocket, 40 Tooth
6	GD6825-11.25	1	Hex Shaft, 7/8" x 11 1/4" (2 Holes)
7	GD5857	1	Spring
8	G10093	1	Hex Head Cap Screw, 5/8"-11 x 8 1/2"
	G10230	1	Lock Washer, 5/8"
	G10104	1	Hex Nut, 5/8"-11
9	G10302	6	Carriage Bolt, 5/16"-18 x 7/8"
	G11386	6	Flat Washer, 5/16" SAE
	G10232	6	Lock Washer, 5/16"
	G10106	6	Hex Nut, 5/16"-18
10	G2100-03	2	Bearing, 7/8" Hex Bore, Spherical
11	G3400-01	4	Flangette
12	G10004	2	Hex Head Cap Screw, 3/8"-16 x 1 1/4"
	G11387	4	Flat Washer, 3/8" SAE
	G10229	2	Lock Washer, 3/8"
	G10101	2	Hex Nut, 3/8"-16
13	GD11556	1	Scraper
14	G10053	2	Hex Head Cap Screw, 1/2"-13 x 2 1/2"
	G11389	2	Flat Washer, 1/2" SAE
	G10102	2	Hex Nut, 1/2"-13
15	GD10200	2	Sleeve, 3/4" Long
16	GA5090	-	Tire And Rim Assembly (Specify Brand*)
	GD5753	1	Tire, 4.10" x 6" (Specify Brand*)
	GD5752	1	Inner Tube
17	---	-	See "Liquid Fertilizer Piston Pump, NGP-6055" on page P229
18	GA7246	1	Base Mount
19	GD2558	1	Lynch Pin, 1/4"
20	GA2068	2	Spring W/Plug
21	GA7245	1	Pump Mount W/Grease Fitting
	G10641	-	Grease Fitting, 1/8" NPT
22	GD11289	2	U-Bolt, 7" x 4" x 5/8"-11
	G10230	4	Lock Washer, 5/8"
	G10104	4	Hex Nut, 5/8"-11
23	GD10244-01	1	Sleeve, 7 1/16"
24	G10062	4	Hex Head Cap Screw, 3/8"-16 x 3"
	G10229	4	Lock Washer, 3/8"
	G10101	4	Hex Nut, 3/8"-16
25	G10003	4	Hex Head Cap Screw, 3/8"-16 x 1 1/2"
	G11387	4	Flat Washer, 3/8" SAE
	GR1122	4	Mounting Pad
	G10229	4	Lock Washer, 3/8"
	G10101	4	Hex Nut, 3/8"-16
26	GD11554	1	Pump Mount
27	G10478	2	Clevis Pin, 5/16" x 1"
	G10409	2	Retaining Ring, 5/16"
28	---	-	See "Liquid Fertilizer Piston Pump, NGP-6055" on page P229
29	GA12616	1	Idler Mounting Bracket
30	G10041	2	Hex Head Cap Screw, 5/16"-18 x 2"
31	G10019	1	Hex Head Cap Screw, 5/16"-18 x 1"
32	GD18065	1	Guide
33	GD2971-17	2	Sleeve, 7/8" Long

* Specific brand requests will be supplied only as available from current Kinze Repair Parts stock. If a specific brand requested is not in stock, the brand available will be supplied. Different brand tires may have different diameters. Change in tire brand may affect rates. Field checks are recommended after any change in contact tires

(TWL317a)



ITEM	PART NO.	QTY.	DESCRIPTION
1	G10152	6	Hex Head Cap Screw, 5/8"-11 x 9"
	G10230	6	Lock Washer, 5/8"
	G10104	6	Hex Nut, 5/8"-11
2	GA10355	1	Wheel Arm Mount
3	GB0218	2	Bushing, 2 1/32" I.D. x 7/8" O.D. x 1 9/32" Long
4	G10005	2	Hex Head Cap Screw, 5/8"-11 x 1 3/4"
	G11391	2	Flat Washer, 5/8" SAE
	G10107	2	Lock Nut, 5/8"-11
5	GA9712	1	Spring Mount
6	GD2681	1	Pin, 1 1/4" x 13 1/2"
	G10460	2	Cotter Pin, 1/4" x 2"
7	GA10621	1	Arm W/Grease Fittings
	G10641	2	Grease Fitting, 1/8" NPT
8	GA0241	1	Wheel, 5" x 15"
9	GD1166	1	Valve Stem
10	G10012	1	Hex Head Cap Screw, 5/8"-11 x 6 1/2"
	G11391	1	Flat Washer, 5/8" SAE
11	GA10908	1	Spring Mount
12	GB0196	1	Washer
13	GD7831	1	Compression Spring
14	GA10907	1	Spring Guide
15	G11122	1	Hex Head Cap Screw, 5/8"-11 x 12"
	G10107	1	Lock Nut, 5/8"-11
16	G10026	2	Hex Head Cap Screw, 3/4"-10 x 2"
	G10231	2	Lock Washer, 3/4"
17	G11042	2	Hex Head Cap Screw, 3/4"-10 x 1 3/4"
	G10231	2	Lock Washer, 3/4"
	G10105	2	Hex Nut, 3/4"-10
18	GD13744	1	Hose Holder
19	GR1146	1	Sprocket, 18 Tooth
20	---	-	See "Liquid Fertilizer Piston Pump, NGP-7055" on page P231
21	GD2558	1	Lynch Pin, 1/4"
22	G10007	2	Hex Head Cap Screw, 5/8"-11 x 1 1/2"
	G11391	2	Flat Washer, 5/8" SAE
	G10230	2	Lock Washer, 5/8"
	G10104	2	Hex Nut, 5/8"-11
23	GA10894	1	Pump Mount
24	G10017	2	Hex Head Cap Screw, 1/2"-13 x 1 1/2"
	G11389	2	Flat Washer, 1/2" SAE
	G10228	2	Lock Washer, 1/2"
	G10102	2	Hex Nut, 1/2"-13
25	GD13328	1	Scraper
26	G10013	1	Hex Head Cap Screw, 5/8"-11 x 3 1/2"
	G11391	1	Flat Washer, 5/8" SAE
	G10230	1	Lock Washer, 5/8"
	G10104	1	Hex Nut, 5/8"-11
27	GA0262	1	Idler Sprocket W/Bearing, 15 Tooth
28	GD7817-05	1	Spacer, 1 1/16" I.D. x 1 1/4" Long
29	GD0844	1	Tire, 7.60" x 15", 8 Ply (Specify Brand*)
30	GA2559	1	Spindle
31	GA0252	2	Seal
32	GA0251	2	Bearing

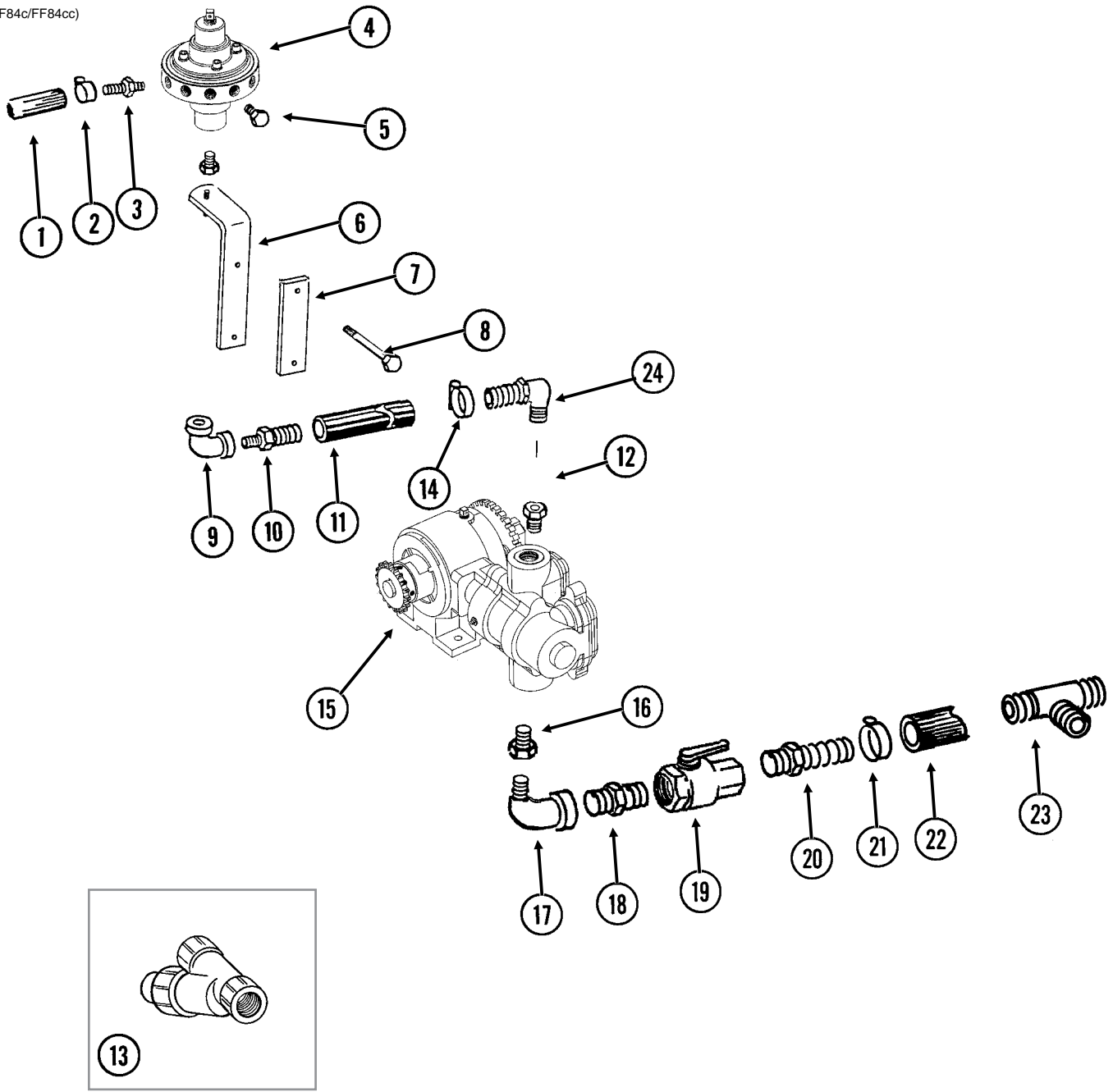
Continued on the next page.

ITEM	PART NO.	QTY.	DESCRIPTION
33	GR0267	5	Lug Nut, ½"-20
34	G2500-84	1	Sprocket, 48 Tooth
35	G10019	4	Hex Head Cap Screw, 5/16"-18 x 1"
	G10232	4	Lock Washer, 5/16"
36	GD0831	2	Shoulder Nut, 1¼"-12 UNF-2A
37	GA0547	1	Hub W/Cups And Studs, 5 Bolt
	GR0190	2	Cup
	GR0204	5	Stud
38	G3200-63	1	Chain, No. 2050, 63 Pitch Including Connector Link
	GR0195	1	Connector Link, No. 2050
	GR0200	1	Offset Link, No. 2050
39	GA17684	1	R.H. Wheel Arm Mount
	GA17683	-	L.H. Wheel Arm Mount (Shown)

***Specific brand requests will be supplied only as available from current Kinze Repair Parts stock. If a specific brand requested is not in stock, the brand available will be supplied. Different brand tires may have different diameters. Change in tire brand may affect rates. Field checks are recommended after any change in tires.**

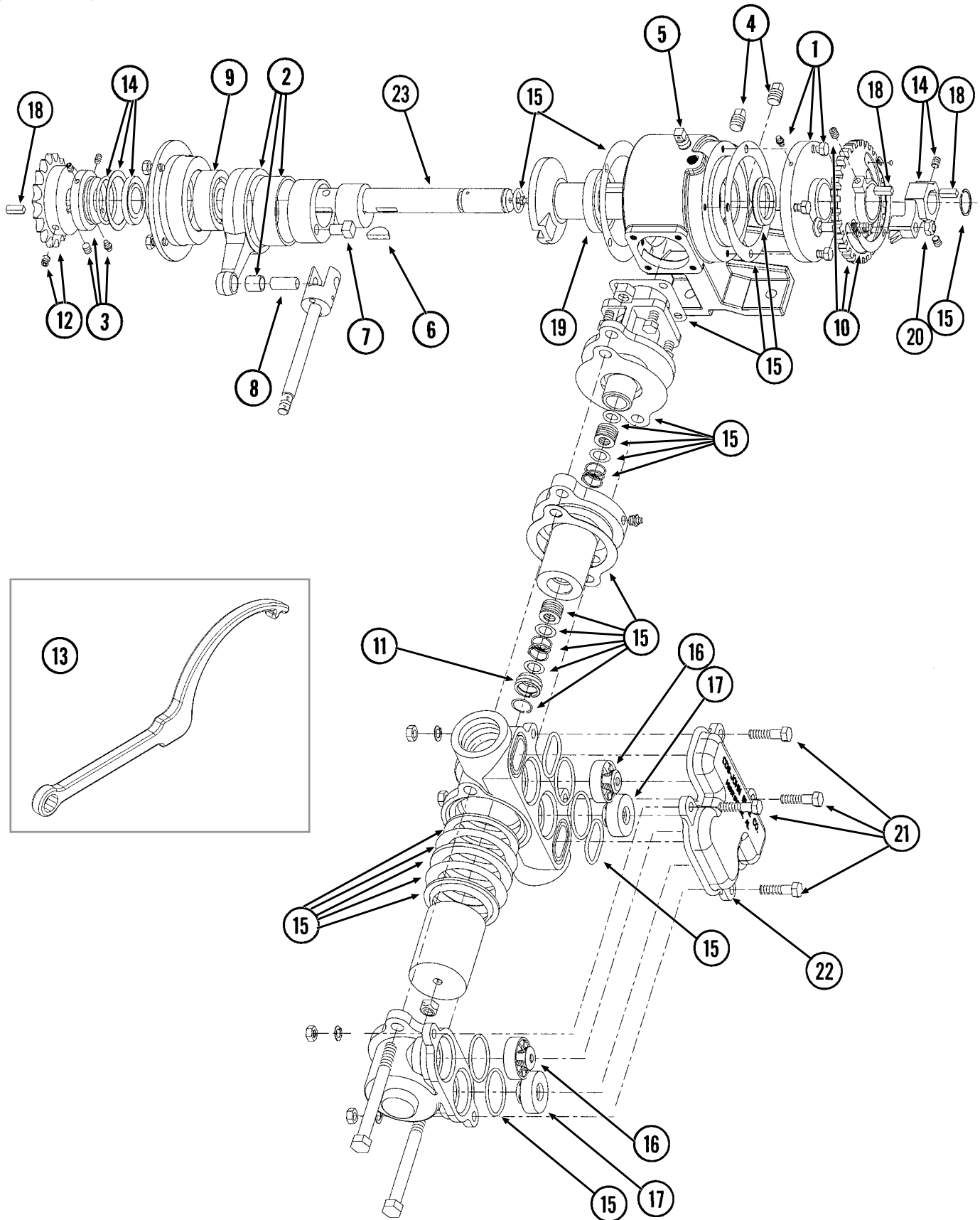
This page left blank intentionally.

(FF84c/FF84cc)



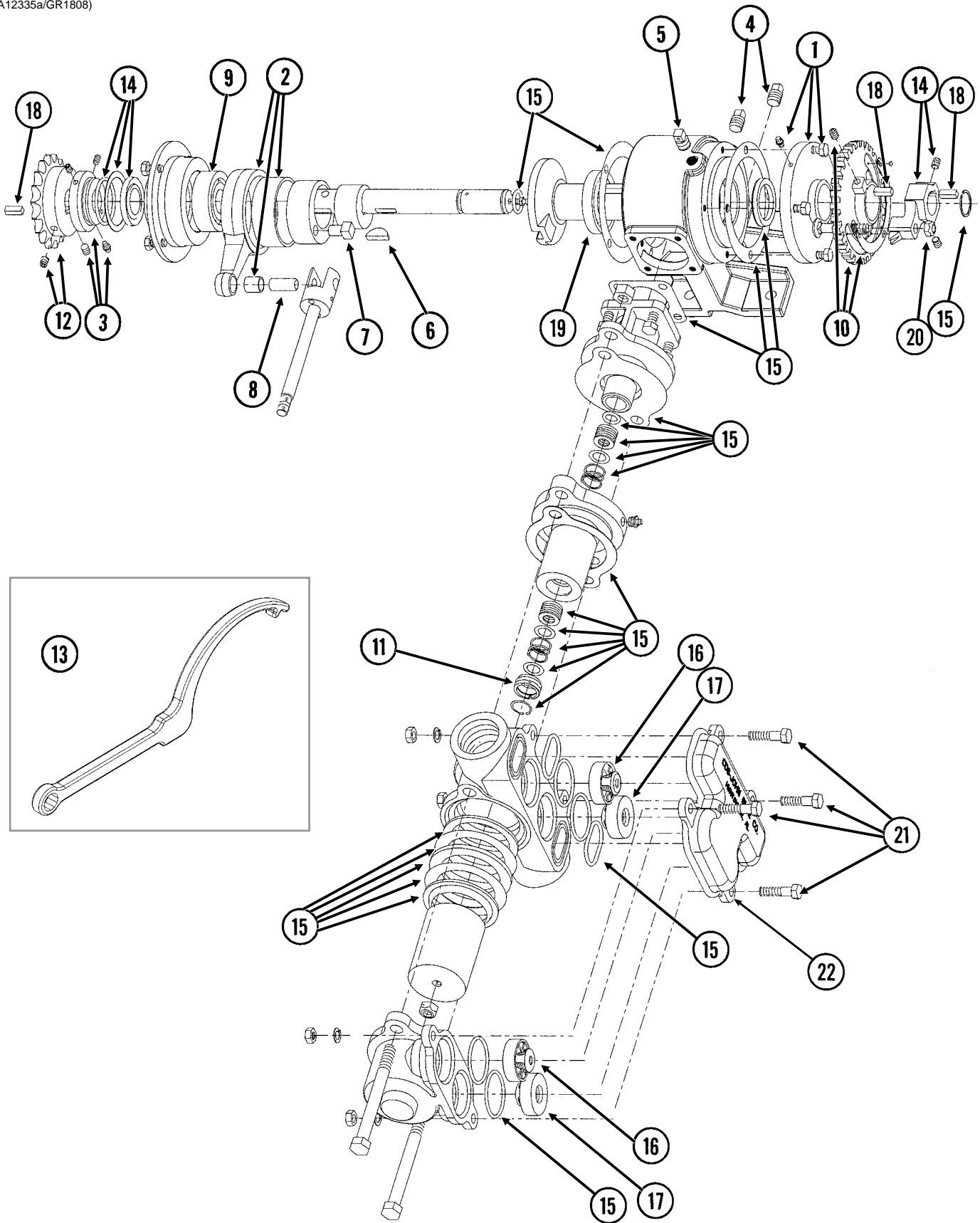
ITEM	PART NO.	QTY.	DESCRIPTION
1	G4301-08	-	Hose, 3/8" x 250', 24 And 36 Row
2	G10681	-	Hose Clamp, No. 6
3	GD11700	18-24	Adapter, 1/4" NPT To 3/8" Barb
4	---	-	See "Liquid Fertilizer Piston Pump Flow Divider" on page P233
5	G10292	-	Pipe Plug, 1/4" NPT
6	GA6527	2	Mount, 3/4" NPT
7	GD10248	2	Bar
8	G10152	2	Hex Head Cap Screw, 5/8"-11 x 9"
	G10230	2	Lock Washer, 5/8"
	G10104	2	Hex Nut, 5/8"-11
9	G10733	2	Elbow, 90°, 3/4" Female NPT
10	G10734	2	Adapter, 3/4" NPT To Barb
11	G4205-10	2	Hose, 3/4" x 200"
12	G11237	2	Reducing Bushing, 1 1/2" Male NPT To 3/4" Female
13	GA3893	1	Strainer Complete
	GR0880	-	Screen, No. 40 Mesh
	GR0881	-	Gasket
	GR0882	-	Y-Body
	GR0883	-	End Cap
14	G10278	-	Hose Clamp, No. 16
15	---	-	See "Liquid Fertilizer Piston Pump, NGP-6055" on page P229 See "Liquid Fertilizer Piston Pump, NGP-7055" on page P231
16	G10615	2	Reducing Bushing, 1 1/2" Male NPT To 1 1/4" Female
17	G10887	2	Elbow, 90°, 1 1/4" Male NPT To Female
18	G10619	2	Close Nipple, 1 1/4" NPT
19	GA4976	2	Shutoff Valve, 1 1/4" NPT
	GR1015	-	Body O-Ring
	GR1016	-	Stem O-Ring
	GR1017	-	Teflon Seat
	GR1018	-	Ball
	GR1019	-	Handle
20	G10626	4	Adapter, 1 1/4" NPT To Barb
21	G10674	2	Hose Clamp, No. 24
22	G4200-01	1	Hose, 1 1/4" x 22'
23	G10633	1	Tee, 1 1/4" Barb
24	G10917	2	Elbow, 90°, 3/4" NPT To Barb

(A12335a/GR1808)



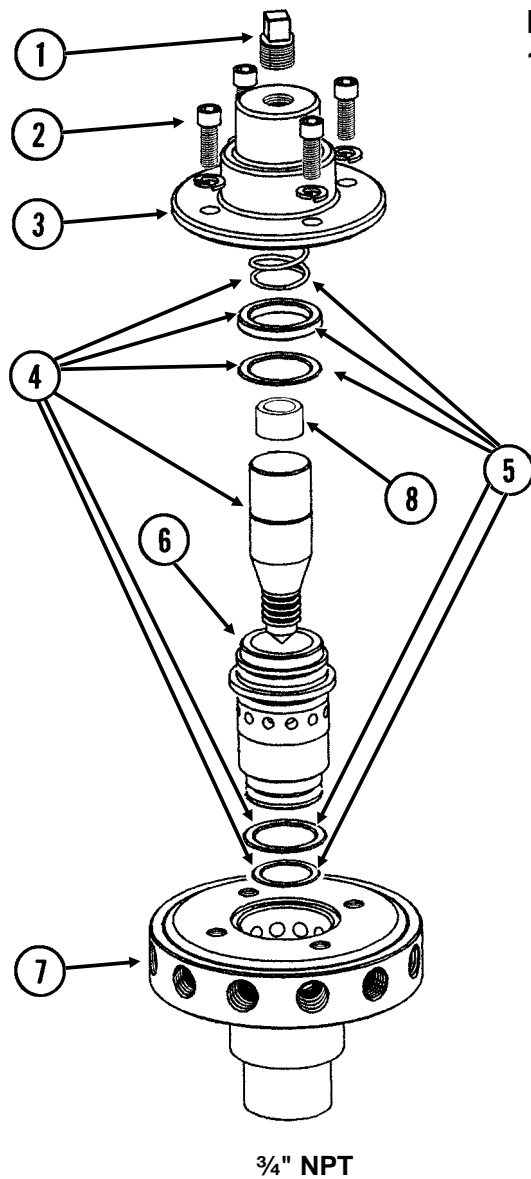
ITEM	PART NO.	QTY.	DESCRIPTION
1	GR1804	1	Flange Cover Assembly
	G10991	4	Hex Head Cap Screw, 5/16"-18 x 7/8"
2	GR1802	1	Connecting Rod Assembly
3	GR1801	1	Spacer Assembly
	G10693	3	Hex Socket Head Set Screw, 5/16"-18 x 3/8"
4	GR1123	2	Plug
5	GR1543	1	Vent Plug
6	GR1112	1	Woodruff Key
7	GR1120	1	Eccentric Pin
8	GR1124	1	Pin
9	GR1104	1	Bearing
10.	GR1805	1	Setting Hub Assembly
11	GR1134	1	Stuffing Box Insert
12	GR1389	1	Sprocket, 18 Tooth
13	GR1808	1	Adjustment Wrench
14	GR1806	1	Setting Pointer Assembly
15	GR1795	1	Repair Kit, Includes: (6) Gaskets, (9) O-Rings, (4) Washers, (1) Retaining Ring, (2) Oil Seals, (1) Snap Ring, (1) Thrust Washer, (1) Rod Bushing, (2) Flange Plunger Packings, (2) Packing Springs, (2) Rod Vee Packing Sets
16	GR1799	2	Discharge Valve Assembly
17	GR1797	2	Suction Valve Assembly
18	GR1118	3	Setting Arm Key
19	GR1116	1	Bearing
20	G10306	1	Carriage Bolt, 3/8"-16 x 2"
	G10108	1	Lock Nut, 3/8"-16
21	G10003	4	Hex Head Cap Screw, 3/8"-16 x 1 1/2"
	G11387	4	Flat Washer, 3/8" SAE
	G10229	4	Lock Washer, 3/8"
	G10101	4	Hex Nut, 3/8"-16
22	GR2003	1	Valve Cover
23	GR2185	1	Crankshaft
A	GA12330	-	Piston Pump Complete W/18 Tooth Sprocket (Model NGP-6055)

(A12335a/GR1808)



ITEM	PART NO.	QTY.	DESCRIPTION
1	GR1804	1	Flange Cover Assembly
	G10991	4	Hex Head Cap Screw, 5/16"-18 x 7/8"
2	GR1803	1	Connecting Rod Assembly
3	GR1801	1	Spacer Assembly
	G10693	3	Hex Socket Head Set Screw, 5/16"-18 x 3/8"
4	GR1123	2	Plug
5	GR1543	1	Vent Plug
6	GR1112	1	Woodruff Key
7	GR1120	1	Eccentric Pin
8	GR1124	1	Pin
9	GR1104	1	Bearing
10	GR1805	1	Setting Hub Assembly
11	GR1134	1	Stuffing Box Insert
12	GR1146	1	Sprocket, 18 Tooth
13	GR1808	1	Adjustment Wrench
14	GR1806	1	Setting Pointer Assembly
15	GR1796	1	Repair Kit, Includes: (6) Gaskets, (9) O-Rings, (4) Washers, (1) Retaining Ring, (2) Oil Seals, (1) Snap Ring, (1) Thrust Washer, (1) Rod Bushing, (2) Flange Plunger Packings, (2) Packing Springs, (2) Rod Vee Packing Sets
16	GR1800	2	Discharge Valve Assembly
17	GR1798	2	Suction Valve Assembly
18	GR1118	3	Setting Arm Key
19	GR1116	1	Bearing
20	G10306	1	Carriage Bolt, 3/8"-16 x 2"
	G10108	1	Lock Nut, 3/8"-16
21	G10003	4	Hex Head Cap Screw, 3/8"-16 x 1 1/2"
	G11387	4	Flat Washer, 3/8" SAE
	G10229	4	Lock Washer, 3/8"
	G10101	4	Hex Nut, 3/8"-16
22	GR2011	1	Valve Cover, NPG-7055
A	GA12335	-	Piston Pump Complete W/18 Tooth Sprocket (Model NGP-7055)

(FRTZ202c)

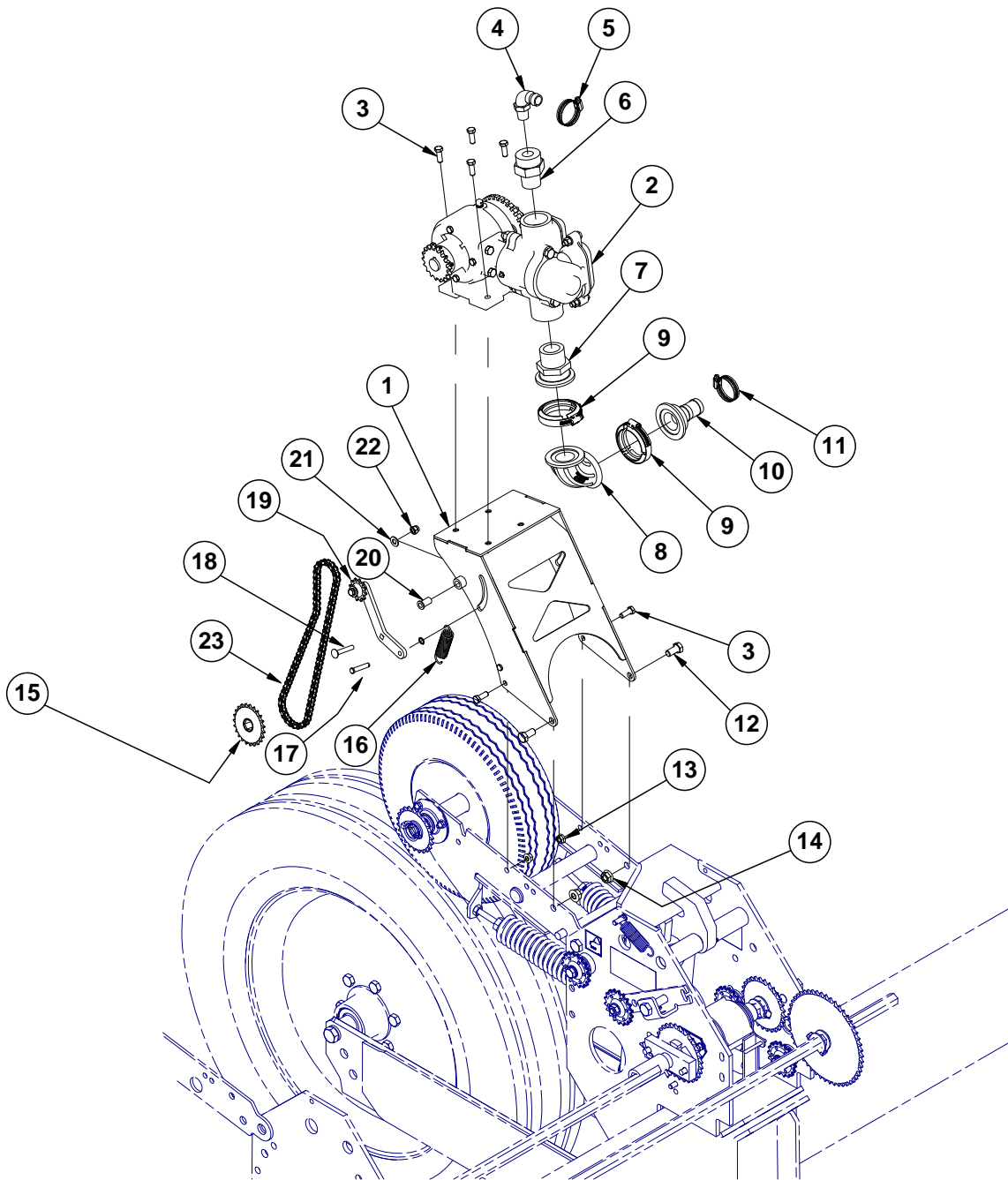


**Model FD-1200 Flow Divider,
12 Outlet**

ITEM	PART NO.	QTY.	DESCRIPTION
1	GR1543	1	Vent Plug
2	GR1542	4	Hex Socket Head Screw, 1/4"-20 x 3/4", Stainless Steel
	GR1541	4	Lock Washer, 1/4", Stainless Steel
3	GR1540	1	Cap
4	GR1544	1	Needle Assembly W/Seal Kit (Item 5)
5	GR1545	1	Seal Kit, Includes: (3) O-Rings, (1) Seal, (1) Spring
6	GR1535	1	Sleeve
7	GR1533	1	Body (12 Outlets)
8	GR1574	1	Sleeve, 1" O.D. x 1/2" Long, Stainless Steel
A	GA8931	1	Liquid Fertilizer Piston Pump Flow Divider Complete, 12 Outlet (Model FD-1200)

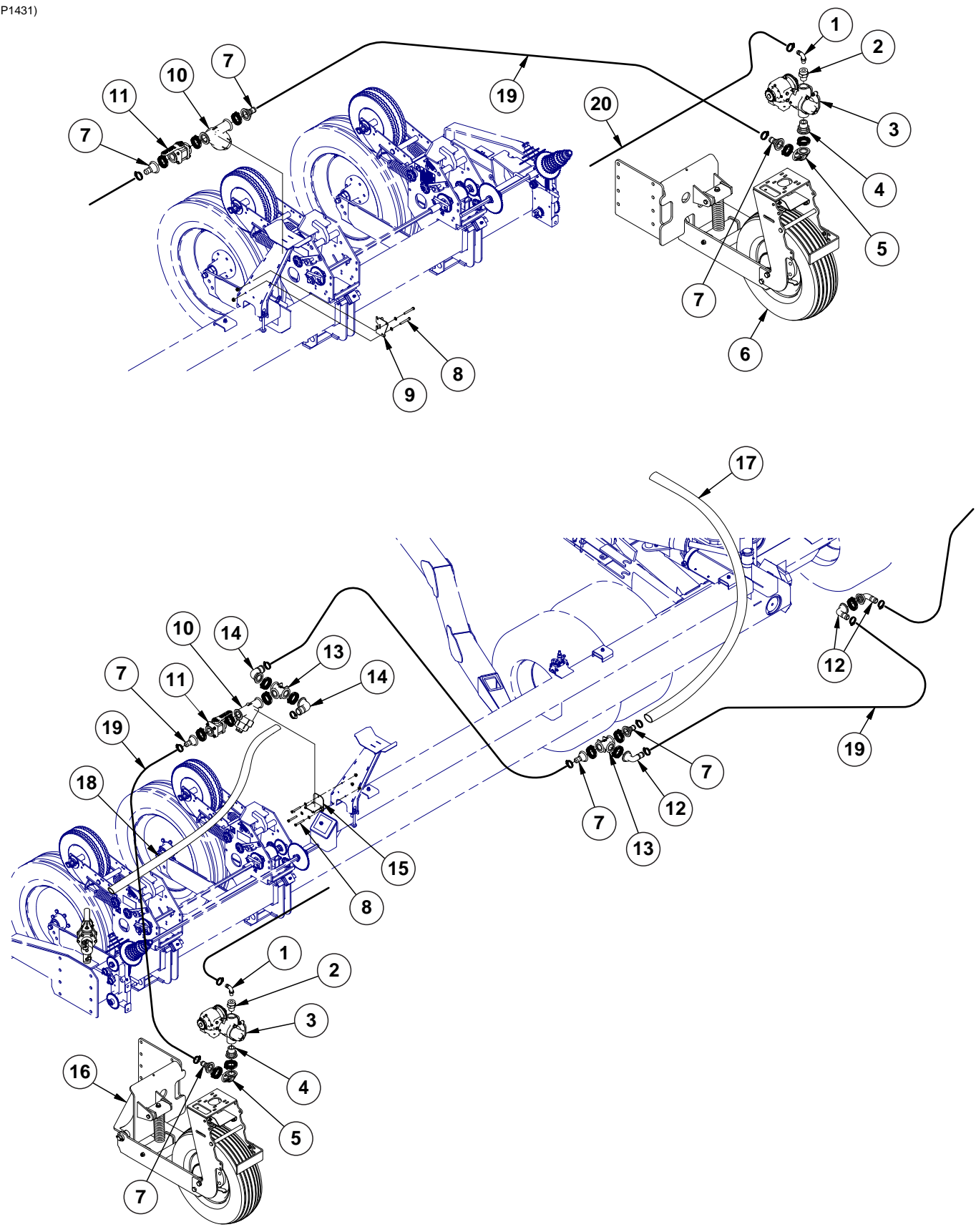
This page left blank intentionally.

(IP1434)



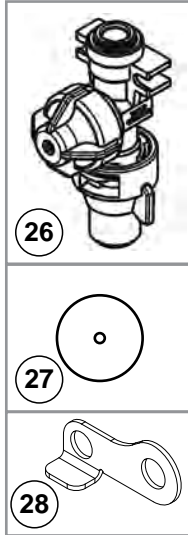
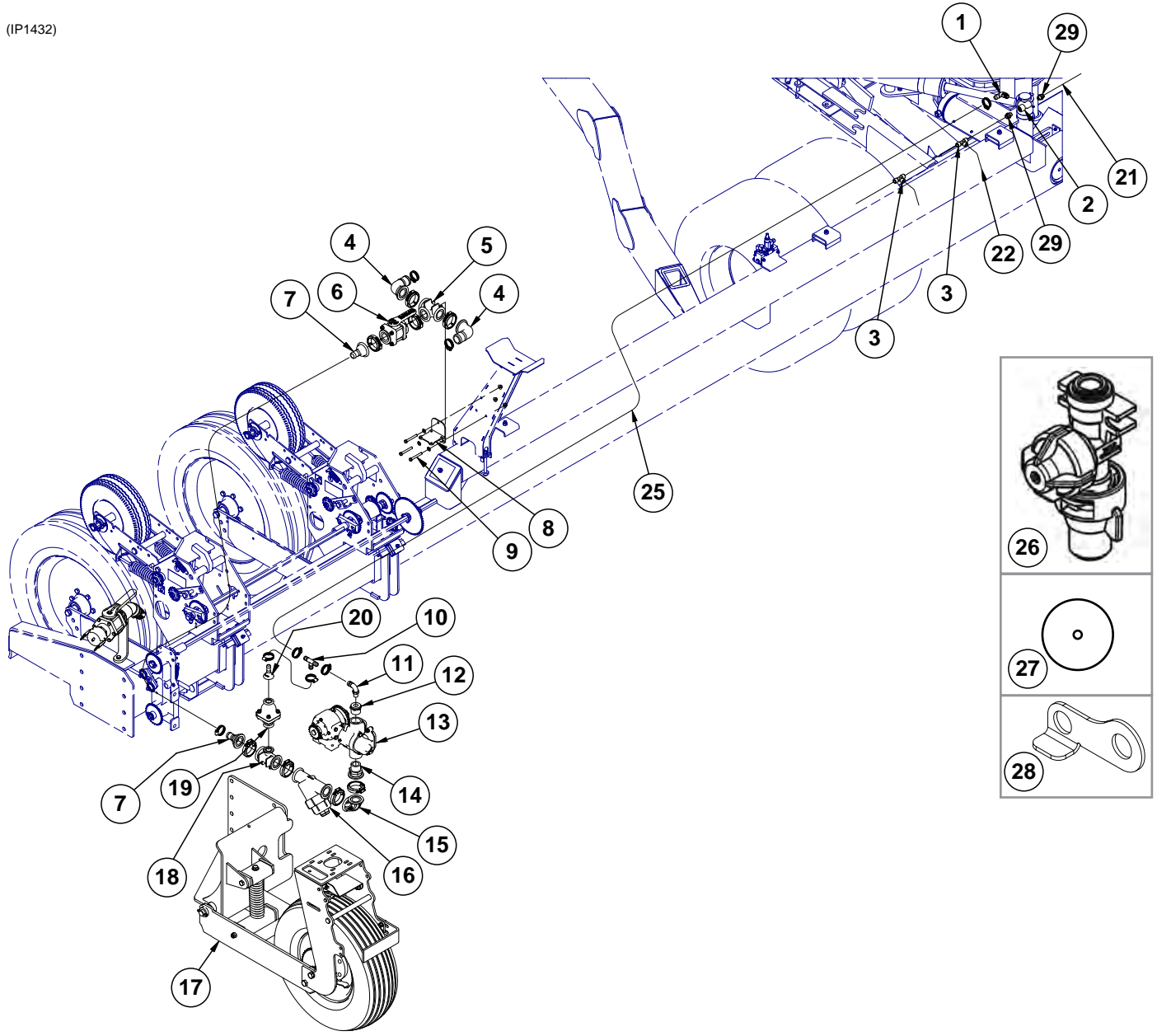
ITEM	PART NO.	QTY.	DESCRIPTION
1	GA16840	1	Fertilizer Mount
	G10870	1	Clevis Pin, 3/8" x 1"
	G10860	2	Retaining Ring, 3/8"
2	GA12330	1	See "Liquid Fertilizer Piston Pump, NGP-6055" on page P229
3	G10001	6	Hex Head Cap Screw, 3/8"-16 x 1"
4	G10917	1	Elbow, 90°, 3/4" NPT To Barb
5	G10278	1	Hose Clamp, No. 16
6	G11237	1	Reducing Bushing, 1 1/2" Male NPT To 3/4" Female
7	G11496	1	Adapter, 1 1/2" Male NPT x 2" Flange
8	G11500	1	90° Elbow, 2" Flange
9	G11468	2	Flange Clamp SS 75 Series
	G11499	2	Gasket, Flange Ribbed 2"
10	G11494	1	Adapter, 2" Flange x 1 1/4" Hose Barb
11	G10674	1	Hose Clamp, No. 24
12	G10014	2	Hex Head Cap Screw, 1/2"-13 x 1"
13	G10622	2	Hex Head Cap Screw, 3/8"-16 x 3"
14	G10071	2	Serrated Flange Nut, 1/2"-13
15	GA5108	1	Sprocket, 23 Tooth
16	GD5857	1	Spring
17	G10552	1	Clevis Pin, 3/8" x 2"
18	G11119	1	Carriage Bolt, 3/8"-16 x 2 1/4"
19	GA18778	1	Fertilizer Pump Idler Assembly
	GD24370	1	Tensioner Arm
	GD7426	1	Sprocket, 12 Tooth
	GD1026	1	Sleeve, 1 3/16" Long
	G10047	1	Hex Head Cap Screw, 3/8"-16 x 1 3/4"
	G10229	1	Lock Washer, 3/8"
	G10210	1	Washer, 3/8" USS
20	GD15532	1	Bronze Bushing, 1"
21	G11387	1	Flat Washer, 3/8" SAE
22	G10108	1	Lock Nut, 3/8"-16
23	G3310-82	1	Chain, No. 40, 82 Pitch Including Connector Link
	GR0912	-	Connector Link, No. 40

(IP1431)



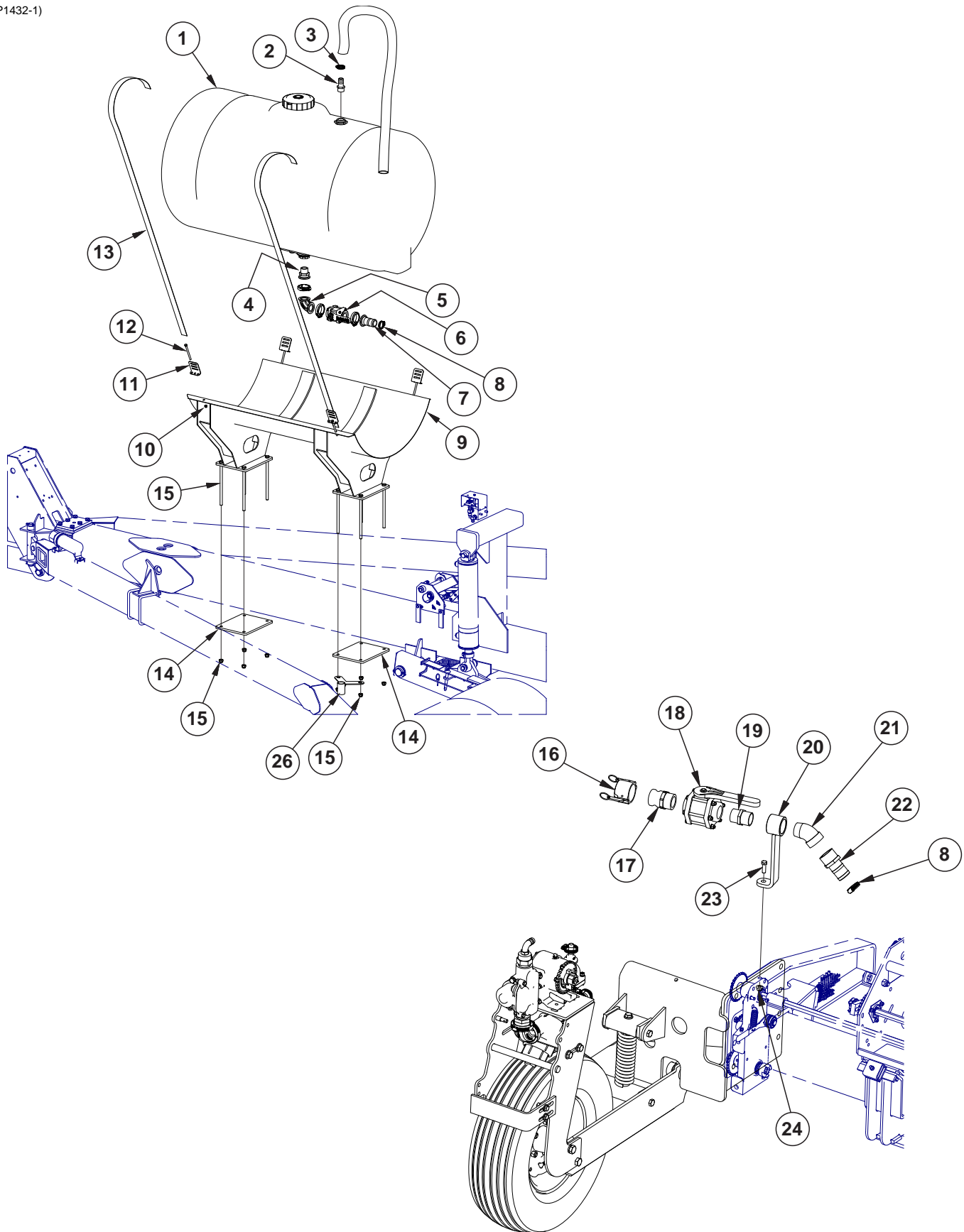
ITEM	PART NO.	QTY.	DESCRIPTION
1	G10917	2	Elbow, 90°, ¾" NPT To Barb
	G10278	2	Hose Clamp, No. 16
2	G11237	2	Reducing Bushing, 1½" Male NPT To ¾" Female
3	---	2	See "Liquid Fertilizer Piston Pump, NGP-6055" on page P229
4	G11496	2	Adapter, 1½" Male NPT x 2" Flange
5	G11500	2	90° Elbow, 2" Flange
	G11468	4	Flange Clamp SS 75 Series
	G11499	4	Gasket, Flange Ribbed 2"
6	---	-	See "Liquid Fertilizer Piston Pump Mount and Ground Drive Wheel" on page P223
7	G11494	7	Adapter, 2" Flange x 1¼" Hose Barb
	G10674	7	Hose Clamp, No. 24
8	G10062	5	Hex Head Cap Screw, ⅜"-16 x 3"
	G11387	5	Flat Washer, ⅜" SAE
	G11091	5	Serrated Flange Nut, ⅜"-16
9	GA17218	1	Valve Mount
10	GA16838	2	Strainer, 2" O.D. Flange W/30 Mesh
	G11468	4	Flange Clamp SS 75 Series
	G11499	4	Gasket, Flange Ribbed 2"
11	GA16927	2	Shut-Off Valve
	G11468	2	Flange Clamp SS 75 Series
	G11499	2	Gasket, Flange Ribbed 2"
12	G11507	3	90° Elbow, 2" Flange, 1¼" Hose Barb
	G10674	3	Hose Clamp, No. 24
13	G11508	2	Tee, 2" Port Flange
	G11468	5	Flange Clamp SS 75 Series
	G11499	5	Gasket, Flange Ribbed 2"
14	G11457	2	90° Elbow, 2" Flange, 2" Hose Barb
	G10676	2	Hose Clamp, No. 36, Stainless Steel
15	GA17217	1	Fertilizer Manifold Mount
16	---	-	See "Liquid Fertilizer Piston Pump Mount and Ground Drive Wheel" on page P223
17	G4206-06	1	Hose, 2" x 30'
18	G4201-04	1	Hose, 2" x 15'
19	G4602-03	1	Black Helix Hose, 1¼" x 11'
20	G4205-09	2	Hose, ¾" x 180"

(IP1432)



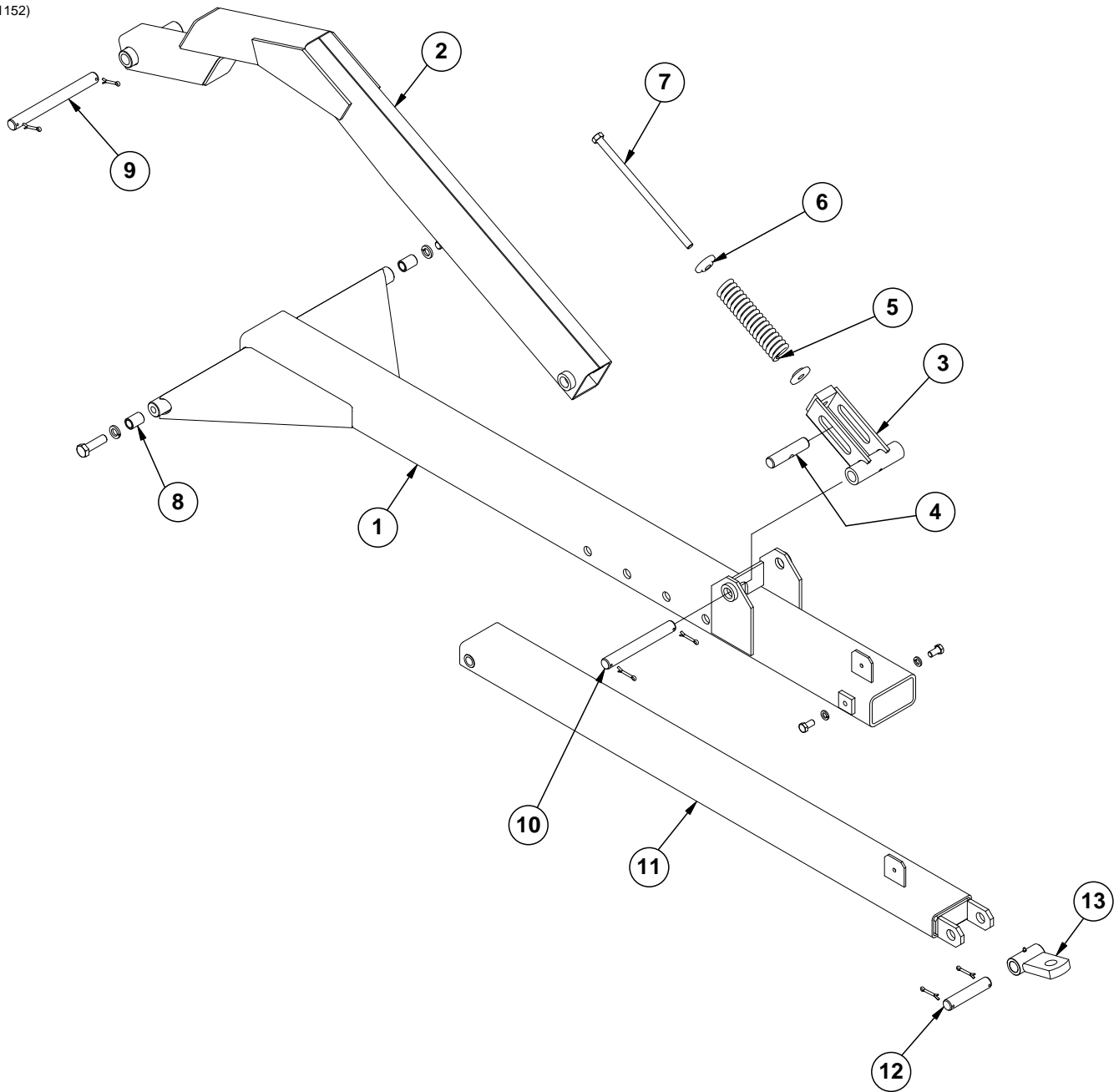
ITEM	PART NO.	QTY.	DESCRIPTION
1	G11504	1	Elbow, ½" Male NPT to ¾" Barb
	G10278	5	Hose Clamp, No. 16
2	G11505	1	Tee, ½" Female NPT
3	GD23729	2	Reducing Tee, ½" x ¼" x ½"
4	G11457	2	90° Elbow, 2" Flange
	G10676	2	Hose Clamp, No. 36, Stainless Steel
	G11468	2	Flange Clamp SS 75 Series
	G11499	2	Gasket, Flange Ribbed 2"
5	G11508	1	Tee, 2" Port Flange
6	GA16927	1	Shut-off Valve
	G11468	2	Flange Clamp SS 75 Series
	G11499	2	Gasket, Flange Ribbed 2"
7	G11494	2	Adapter, 2" Flange x 1¼" Hose Barb
	G10674	2	Hose Clamp, No. 24
8	GA17217	1	Fertilizer Manifold Mount
9	G10062	3	Hex Head Cap Screw, ⅜"-16 x 3"
	G11387	3	Flat Washer, ⅜" SAE
	G11091	3	Serrated Flange Nut, ⅜"-16
10	G11503	1	Tee, ¾" Hose Barb
11	G10917	1	Elbow, 90°, ¾" NPT To Barb
12	G11237	1	Reducing Bushing, 1½" Male NPT To ¾" Female
13	---	-	See "Liquid Fertilizer Piston Pump, NGP-6055" on page P229
14	G11496	1	Adapter, 1½" Male NPT x 2" Flange
15	G11500	1	90° Elbow, 2" Flange
	G11468	2	Flange Clamp SS 75 Series
	G11499	2	Gasket, Flange Ribbed 2"
16	GA16838	1	Strainer, 2" O.D. Flange W/30 Mesh
17	---	-	See "Liquid Fertilizer Piston Pump Mount and Ground Drive Wheel" on page P223
18	G11495	1	Tee, 2 Port x 1" Flange
	G11468	2	Flange Clamp SS 75 Series
	G11499	2	Gasket, Flange Ribbed 2"
19	GA16837	1	Pressure Relief Valve (100 PSI)
	G11467	2	Flange Clamp SS 50 Series
	G11498	2	Gasket, Flange Ribbed 1"
20	G11501	1	Adapter, 1" Flange x ¾" Hose Barb
21	G4701-01	1	Tubing, ½" O.D. x 75'
22	G4701-02	1	Tubing, ¼" O.D. x 100'
23	G4206-06	1	Hose, 2" x 30'
24	G4201-04	1	Hose, 2" x 15'
25	G4205-16	1	Hose, ¾" x 420"
26	GA16836	-	Nozzle Body
	GD23730	-	Nozzle Cap, ¼"
27	GA17118	-	Orifice Package (2-4 MPH)
	GA17119	-	Orifice Package (4-8 MPH)
28	GD23726	-	Nozzle Mount
29	GD24356	2	Adapter, ½" Tube to ½" Male NPT

(IP1432-1)





ITEM	PART NO.	QTY.	DESCRIPTION
1	GA17040	1	300 Gallon Tank
	GR1941	-	Seal
	GR1919	-	1½" Bulkhead Fitting Assembly
	GA16428	-	Lid/Fillwell, 8" (Top Of Tank)
	GR0513	-	¾" Polypropylene Fitting Assembly (Overflow Fitting, Nut, Bushing And O-Ring)
	GR0508	-	1¼" Polypropylene Fitting Assembly (Nut, Bushing, and O-Ring)
2	G10626	1	Adapter, 1¼" NPT To Barb
3	G10674	2	Hose Clamp, No. 24
4	G11496	1	Adapter, 1½" Male NPT x 2" Flange
5	G11500	1	90° Elbow, 2" Flange
	G11468	2	Flange Clamp SS 75 Series
	G11499	2	Gasket, Flange Ribbed 2"
6	GA16927	1	Shut-Off Valve
7	G11497	1	Adapter, 2" Flange x 2" Hose Barb
	G11468	1	Flange Clamp SS 75 Series
	G11499	1	Gasket, Flange Ribbed 2"
8	G10676	2	Hose Clamp, No. 36, Stainless Steel
9	GA16672	1	Fertilizer Tank Mount
	GD1862	1	Pad, 8" x 14' (For Two 30" Tanks)
10	G10901	4	Lock Nut, ⅜"-16
11	GD11123	4	Anchor (Sub GA8114)
12	G10485	4	Hex Head Cap Screw, ⅜"-16 x 5'
13	GD11124	2	Strap, 84"
14	GD24827	2	Plate Mount
15	G11122	8	Hex Head Cap Screw, ⅝"-11 x 12"
	G10107	8	Lock Nut, ⅝"-11
16	GD3951	1	Dust Cap, 2" Cam Lock
17	GD3623	1	Adapter, 2" Male NPT To Cam Lock
18	GA2660	1	Shutoff Valve, 2" NPT
19	G10623	1	Close Nipple, 2" NPT
20	GA16929	1	Quick Fill Mount
21	G10889	1	Elbow, 45°, 2" Male NPT To Female
22	G10628	1	Adapter, 2" NPT To Barb
23	G10017	1	Hex Head Cap Screw, 1½"-13 x 1½"
24	G10071	1	Serrated Flange Nut, ½"-13
25	G4602-03	1	Black Helix Hose, 1¼" x 100'
26	GA16928	1	Hose Guide

(IP1152)



ITEM	PART NO.	QTY.	DESCRIPTION
1	GA7254	1	Front Hitch
	G10055	2	Hex Head Cap Screw, 5/8"-11 x 1 1/4" (Stop Bolt)
	G10230	2	Lock Washer, 5/8"
2	GA9408	1	Top Link W/Grease Fitting
3	GA7258	1	Side Link W/Grease Fitting
4	GD10296	1	Pin, 1 1/4" x 5 1/2"
5	GD10273	1	Compression Spring
6	GB0213	2	Spring Seat
7	GD7907	1	Special Bolt
8	GD10297	2	Bushing, 1 3/4"
	G10441	2	Hex Head Cap Screw, 7/8"-9 x 3", Grade 8
	G10330	2	Lock Washer, 7/8"
9	GD3547	1	Pin, 1 1/4" x 12 3/4"
	G10460	2	Cotter Pin, 1/4" x 2"
10	GD1702	1	Pin, 1 1/4" x 10 1/4"
	G10460	2	Cotter Pin, 1/4" x 2"
11	GA7256	1	Rear Hitch
12	GD8839	1	Pin, 1 1/4" x 6 1/4"
	G10460	2	Cotter Pin, 1/4" x 2"
13	GA6177	1	Clevis W/Grease Fitting


	<div data-bbox="1003 254 1263 468" style="text-align: center;"> </div> <p>Part No.: GD2199 Description: SMV Sign Quantity: 1</p>
	<div data-bbox="963 653 1304 972" style="border: 1px solid black; padding: 5px;"> <p style="text-align: center;">⚠ DANGER</p> <p style="text-align: center;">THIS PLANTER IS DESIGNED TO BE DRIVEN BY GROUND TIRES ONLY. THE USE OF HYDRAULIC, ELECTRIC OR PTO DRIVES MAY CREATE SERIOUS SAFETY HAZARDS TO YOU AND THE PEOPLE NEARBY. IF YOU INSTALL SUCH DRIVES YOU MUST FOLLOW ALL APPROPRIATE SAFETY STANDARDS AND PRACTICES TO PROTECT YOU AND OTHERS NEAR THIS PLANTER FROM INJURY.</p> <p style="text-align: right; font-size: small;">7100-89</p> </div> <p>Part No.: G7100-89 (used prior to 2013 production; replaced by G7100-402) Description: Decal, Danger Quantity: 4</p> <div data-bbox="935 1119 1333 1318" style="border: 1px solid black; padding: 5px;"> <div style="display: flex; align-items: center;">  <div style="background-color: #FFD700; padding: 2px;"> <p style="margin: 0;">⚠ WARNING</p> </div> </div> <p style="font-size: small;">Uncontrolled movement of planter components can cause death, serious injury, or damage to property and equipment.</p> <p style="font-size: small;">Raise planter and install cylinder lockups before folding. Fold on level ground. Install wing safety latches before towing.</p> <p style="text-align: right; font-size: x-small;">7100-402</p> </div> <p>Part No.: G7100-402 (2013 production and on; replaces G7100-89) Description: Decal, Warning Quantity: 4</p>



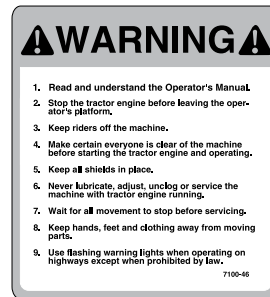
Part No.: G7100-68
 Description: Decal, Warning (Prior to 2012 Production)
 Quantity: 1



Part No.: G7100-385
 Description: Decal, Warning (2012 Production and On)
 Quantity: 1



Part No.: G7100-197 (prior to 2013 production)
 Description: Decal, Warning
 Quantity: 1








Part No.: G7100-46 (prior to 2013 production)
 Description: Decal, Warning
 Quantity: 1



Part No.: G7100-90 (prior to 2013 production)
 Description: Decal, Warning
 Quantity: 1

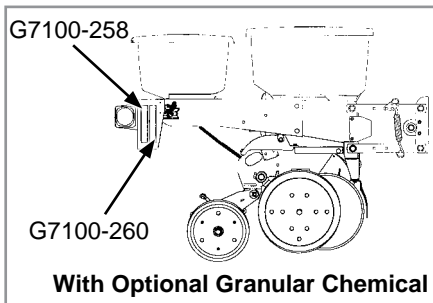
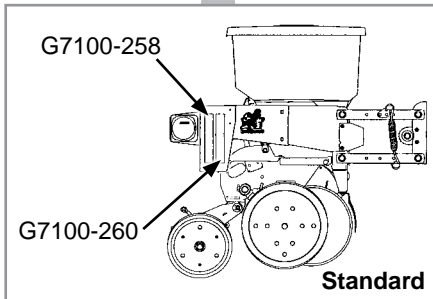
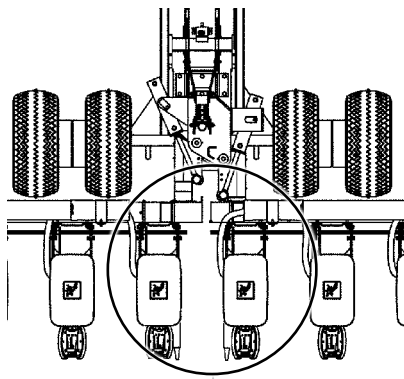
	<p>Part No.: G7100-117 (prior to 2013 production; replaced by G7100-382) Description: Decal, Danger Quantity: 1</p>
	<p>Part No.: G7100-382 (2013 production and on; replaces G7100-117) Description: Decal, Danger Quantity: 1</p>
	<p>Part No.: G7100-302 (prior to 2013 production; replaced by G7100-393) Description: Decal, Warning Quantity: 1</p>
<p>Part No.: G7100-393 (2013 production and on; replaces G7100-302) Description: Decal, Warning Quantity: 1</p>	

	<p>Part No.: G7100-47 (prior to 2012 production; replaced by G7100-385) Description: Decal, Warning Quantity: 1</p>
<p>Part No.: G7100-385 (2012 production and on; replaces G7100-47) Description: Decal, Warning Quantity: 1</p>	
<p>Part No.: G7100-259 Description: Reflective Decal, Amber, 1½" x 9", Rectangular Quantity: 2 (one located on each side of hitch)</p>	
	<p>Part No.: G7100-471 Description: Decal, Notice Quantity: 1</p>

 <p>G7100-02 or G7100-384</p> <p>G7100-43 or G7100-399</p>	
	<p>Part No.: G7100-02 (prior to 2013 production; replaced by G7100-384)</p> <p>Description: Decal, Warning</p> <p>Quantity: 1</p>
	
	<p>Part No.: G7100-384 (2013 production and on; replaces G7100-02)</p> <p>Description: Decal, Warning</p> <p>Quantity: 1</p>
	
	<p>Part No.: G7100-43 (prior to 2013 production; replaced by G7100-399)</p> <p>Description: Decal, Warning</p> <p>Quantity: 1</p>
	
<p>Part No.: G7100-399 (2013 production and on; replaces G7100-43)</p> <p>Description: Decal, Warning</p> <p>Quantity: 1</p>	

	<p>Part No.: G7100-83 Description: Decal, Warning (Prior to 2012 Production) Quantity: 2 (One Per Marker)</p>
	<p>Part No.: G7100-385 Description: Decal, Warning (2012 Production and on) Quantity: 1</p>
	<p>Part No.: G7100-42 Description: Decal, Warning (Prior to 2012 Production) Quantity: 4 (2 Per Row Marker)</p>
	<p>Part No.: G7100-397 Description: Decal, Warning (2012 Production and on) Quantity: 4 (2 Per Row Marker)</p>

<p>Note: 12 decals are used on 24 Row 30" and 18 on 36 Row 20"</p>	<p>Part No.: G7100-259 Description: Reflective Decal, Amber, 1½" x 9", Rectangular Quantity: 1 (Per Row Unit - Located On The Granular Chemical Hopper Panel Extension on Every Other Row Unit Beginning On The 2nd row unit in on the L.H. end of the Planter) (With Optional Granular Chemical)</p> <p>Part No.: G7100-262 Description: Reflective Decal, Amber, 1¾" x 9", Die-Cut Quantity: 1 (Per Row Unit - Located On The Hopper Support on Every Other Row Unit Beginning on the 2nd row unit in on the L.H. end of the Planter) (Standard)</p>



Part No.: G7100-258

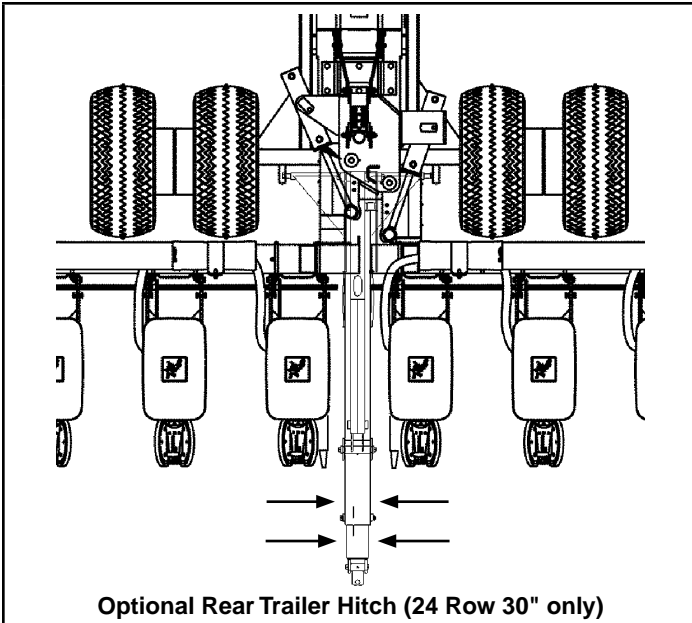
Description: Reflective Decal, Red, 1½" x 9" Rectangular

Quantity: 2 (Located On The Two Center Row Units - Rear-Facing In Transport Position)

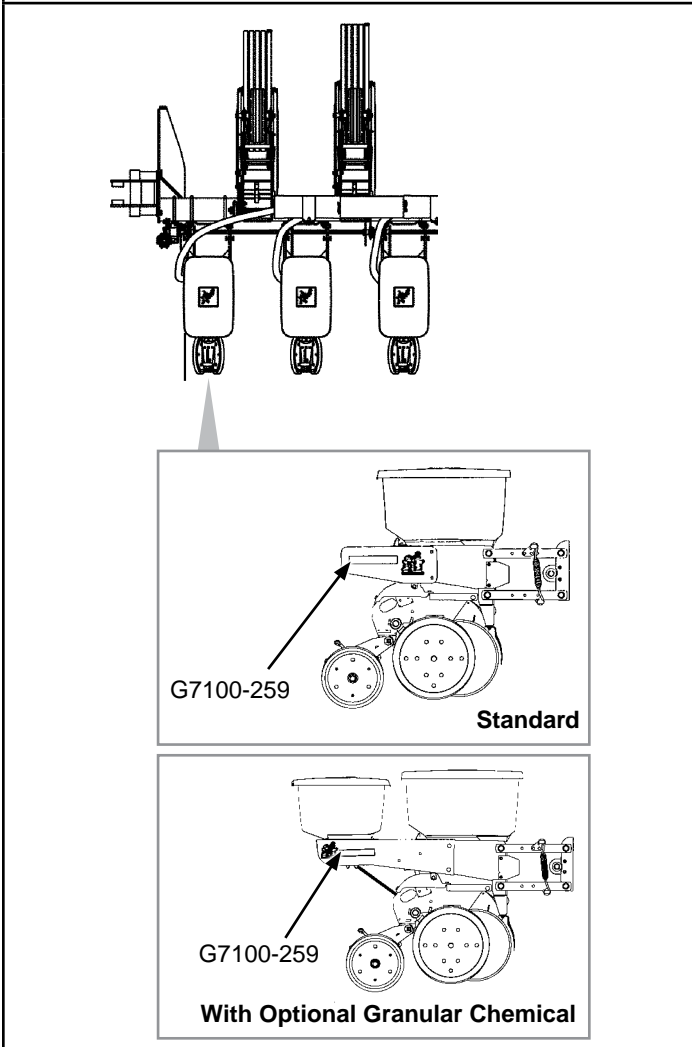
Part No.: G7100-260

Description: Reflective Decal, Orange, 1½" x 9" Rectangular


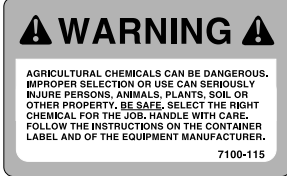

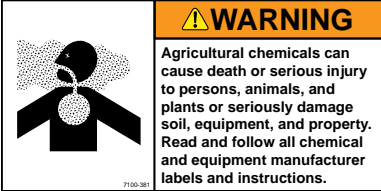




Quantity: 2 (Located On The Two Center Row Units - Rear-Facing In Transport Position)



Part No.: G7100-259
Description: Reflective Decal, Amber, 1½" x 9", Rectangular
Quantity: 4



Part No.: G7100-259
Description: Reflective Decal, Amber, 1½" x 9", Rectangular
Quantity: 2 (Located On The Outside Row Unit On Each End Of The Planter - Forward-Facing In Transport Position)

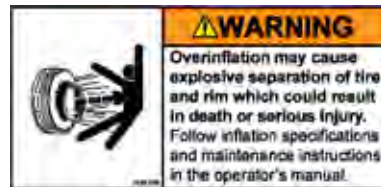
	 <p>Part No.: G7100-115 (prior to 2013 production; replaced by G7100-381)</p> <p>Description: Decal, Warning</p> <p>Quantity: 1 (1 Per Row Unit - Located On Underside Of Granular Chemical Hopper Lid)</p>
	 <p>Part No.: G7100-381 (2013 production and on; replaces G7100-115)</p> <p>Description: Decal, Warning</p> <p>Quantity: 1 (1 Per Row Unit - Located On Underside Of Granular Chemical Hopper Lid)</p>
	 <p>Part No.: G7100-47</p> <p>Description: Decal, Warning (Prior to 2012 Production)</p> <p>Quantity: 4 (Two Per Center Lift Cylinder Lockup)</p>
	 <p>Part No.: G7100-385</p> <p>Description: Decal, Warning (2012 Production and on)</p> <p>Quantity: 4 (Two Per Center Lift Cylinder Lockup)</p>



Part No.: G7100-219 (prior to 2013 production; replaced by G7100-370)

Description: Decal, Warning

Quantity: 1 (Per Tire - Ground Drive Tires)



Part No.: G7100-370 (2013 production and on; replaces G7100-219)

Description: Decal, Warning

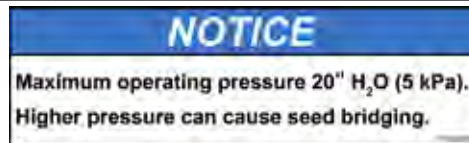
Quantity: 1 (Per Tire - Ground Drive Tires)



Part No.: G7100-377

Description: Decal, Warning Entrapment

Quantity: 2 (on each ASD Tank Lid)






Part No.: G7100-376

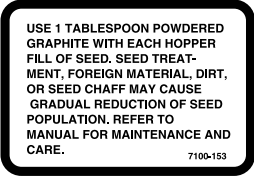


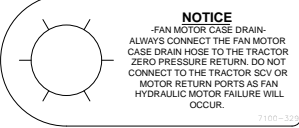
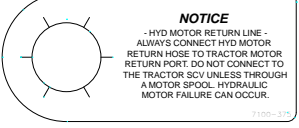

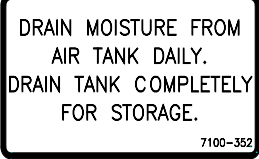


Description: Decal, Notice ASD Pressure

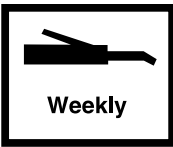



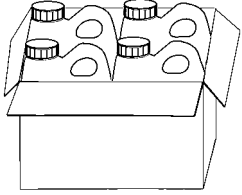
Quantity: 2 (on each ASD Tank Lid)


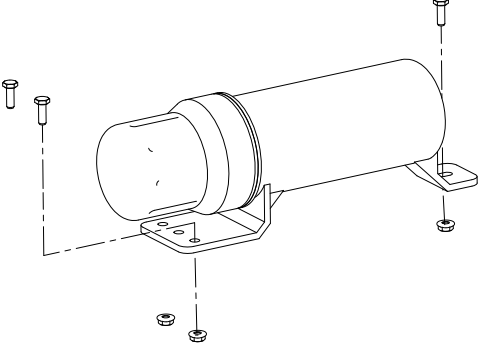

<p>7100-470 7100-380</p> <p>24 Row 30"</p> <p>7100-470 7100-380</p> <p>36 Row 20"</p>	<p>WARNING Falling from equipment can cause death or serious injury. Use three points of contact when working on equipment. Never ride on equipment!</p>
<p>Part No.: G7100-380 (replaces G7100-266) Description: Decal, Warning Quantity: 1</p>	<p>7100-470 7100-380</p> <p>36 Row 20"</p>
<p>WARNING —Static Electricity Shock Hazard Static electricity charge may build up during use of planter and discharge when refilling or performing maintenance. Electronic medical devices, such as pacemakers and defibrillators, may malfunction from shock of static electricity discharge. Persons wearing electronic medical devices should use caution to avoid shock when working around planter.</p>	<p>Part No.: G7100-470 Description: Decal, Static Shock Quantity: 1</p>
	<p>Part No.: GD1162 Description: Tie Strap, 28"</p> <p>Part No.: GD1512 Description: Tie Strap, 7½"</p> <p>Part No.: GD2117 Description: Tie Strap, 14½"</p> <p>Part No.: GD2984 Description: Tie Strap, 34"</p>
<p>ROTATE KNURLED COLLAR ON WRAP SPRING TIGHTENER TO RELEASE SPRING TENSION</p> <p>7100-295</p>	<p>Part No.: G7100-295 Description: Decal, Spring Tension Release Quantity: -</p>
	<p>Part No.: G7100-247 Description: Decal, Logo, 4¾" x 4½" Quantity: 2 (Per Row Unit)</p> <p>Part No.: G7100-252 Description: Decal, Logo, 3½" x 3¾" (Hopper Panel Extension) Quantity: -</p>

	<p>Part No.: GD10057-01 Description: Hose Identification Sleeve, Red AA</p> <p>Part No.: GD10057-02 Description: Hose Identification Sleeve, Red BB</p> <p>Part No.: GD10057-03 Description: Hose Identification Sleeve, Blue AA</p> <p>Part No.: GD10057-04 Description: Hose Identification Sleeve, Blue BB</p> <p>Part No.: GD10057-07 Description: Hose Identification Sleeve, Yellow AA</p> <p>Part No.: GD10057-08 Description: Hose Identification Sleeve, Yellow BB</p> <p>Part No.: GD10057-11 Description: Hose Identification Sleeve, Green PP</p> <p>Part No.: GD10057-12 Description: Hose Identification Sleeve, Green RR</p> <p>Part No.: GD10057-14 Description: Hose Identification Sleeve, Yellow PP</p> <p>Part No.: GD10057-15 Description: Hose Identification Sleeve, Yellow RR</p> <p>Part No.: GD10057-17 Description: Hose Identification Sleeve, Black PP</p> <p>Part No.: GD10057-18 Description: Hose Identification Sleeve, Black RR</p> <p>Part No.: GD10057-19 Description: Hose Identification Sleeve, Orange CD</p>
	<p>Part No.: G7100-341 Description: Decal, Sending Unit Quantity: 1</p>
	<p>Part No.: G7100-340 Description: Decal, Sending Unit Quantity: 1</p>

<p style="text-align: center;">G7100-217</p> <div style="border: 1px solid black; padding: 5px; margin-bottom: 10px;"> <p style="text-align: center;">NOTE</p> <p>It is the responsibility of the user to read and understand the Operator's Manual in regards to safety, operation, lubrication and maintenance before operation of this equipment.</p> <p>AN OPERATOR & PARTS MANUAL IS AVAILABLE FOR THIS MACHINE.</p> <p>To obtain a manual, furnish model number and serial number and contact your KINZE Dealer or KINZE Manufacturing, Inc., P.O. Box 806 Williamsburg, IA 52361-0806 USA</p> </div> <p style="text-align: center;">G7100-387</p> <div style="border: 1px solid black; padding: 5px;"> <div style="display: flex; align-items: center;"> <div style="background-color: orange; padding: 2px 5px; font-weight: bold; font-size: 0.8em;">WARNING</div> </div> <p style="font-size: 0.8em; margin-top: 5px;">Improper operation or servicing of this equipment can result in death or serious injury. Read and follow all instructions in the Operator and Parts Manual.</p> <p style="font-size: 0.8em;">Contact your Kinze dealer or go to www.kinze.com to order a replacement manual.</p> </div>	<p>Part No.: G7100-217 (used prior to 2013 production; replaced by G7100-387)</p> <p>Description: Decal, Note</p> <p>Quantity: 1</p> <hr/> <p>Part No.: G7100-387 (2013 production and on; replaces G7100-217)</p> <p>Description: Decal, Warning</p> <p>Quantity: 1</p>																								
<div style="border: 1px solid black; padding: 5px; text-align: center;"> <p style="font-size: 0.8em; margin: 0;">TRANSMISSION RATE REDUCTION</p> <table border="1" style="width: 100%; border-collapse: collapse; font-size: 0.7em;"> <thead> <tr> <th>DRIVE</th> <th>DRIVEN</th> <th>% REDUCTION IN POPULATION</th> </tr> </thead> <tbody> <tr><td>15</td><td>30</td><td>50</td></tr> <tr><td>17</td><td>30</td><td>43</td></tr> <tr><td>23*</td><td>30</td><td>23</td></tr> <tr><td>24</td><td>30</td><td>20</td></tr> <tr><td>25*</td><td>30</td><td>17</td></tr> <tr><td>26*</td><td>30</td><td>13</td></tr> <tr><td>27</td><td>30</td><td>10</td></tr> </tbody> </table> <p style="font-size: 0.6em; margin-top: 5px;">* Use sprockets off seed drive transmission</p> </div>	DRIVE	DRIVEN	% REDUCTION IN POPULATION	15	30	50	17	30	43	23*	30	23	24	30	20	25*	30	17	26*	30	13	27	30	10	<p>Part No.: G7100-214</p> <p>Description: Decal, Two-Speed Point Row Clutch Rate Reduction</p>
DRIVE	DRIVEN	% REDUCTION IN POPULATION																							
15	30	50																							
17	30	43																							
23*	30	23																							
24	30	20																							
25*	30	17																							
26*	30	13																							
27	30	10																							
<div style="border: 2px solid black; padding: 10px; text-align: center;"> <p style="font-size: 1.5em; font-weight: bold; margin: 0;">ROTATION</p> <p style="font-size: 0.8em; margin: 0;">7100-192</p> </div>	<p>Part No.: G7100-192</p> <p>Description: Decal, Point Row Clutch Rotation</p>																								
<div style="border: 2px solid black; padding: 10px; text-align: center;"> <p style="font-size: 0.8em; margin: 0;">TORQUE 5/8" SPINDLE BOLTS TO 120 FT/LBS. CHECK PERIODICALLY AND RE-TORQUE AS NEEDED.</p> <p style="font-size: 0.7em; margin: 0;">7100-234</p> </div>	<p>Part No.: G7100-234</p> <p>Description: Decal, Bolt Torque</p> <p>Quantity: -</p>																								
<div style="border: 1px solid black; padding: 5px; text-align: center;"> <p style="font-size: 0.7em; margin: 0;">7100-121</p> </div>	<p>Part No.: G7100-121</p> <p>Description: Decal, Transmission, R.H.</p> <p>Quantity: 1</p>																								
<div style="border: 1px solid black; padding: 5px; text-align: center;"> <p style="font-size: 0.7em; margin: 0;">7100-124</p> </div>	<p>Part No.: G7100-124</p> <p>Description: Decal, Transmission, L.H.</p> <p>Quantity: 1</p>																								

	<p>Part No.: G7100-153 Description: Decal, Information Quantity: 1 Per Brush-Type Seed Meter</p>
	<p>Part No.: G7100-160 Description: Decal, Flow Control</p>
	<p>Part No.: G7100-456 (replaces G7100-311) Description: Decal, EdgeVac</p>
	<p>Part No.: G7100-329 Description: Tag, Fan Motor Case Drain</p>
	<p>Part No.: G7100-375 Description: Tag, Hydraulic Motor Return Line</p>
	<p>Part No.: G7100-335 Description: Decal, Kinze Vision</p>
	<p>Part No.: G7100-352 Description: Decal, Tank Drain</p>
	<p>Part No.: G7100-111 Description: Decal, Oil Daily</p>
	<p>Part No.: G7100-116 Description: Decal, Grease Daily</p>

	<p>Part No.: G7100-110 Description: Decal, Grease Weekly</p>
	<p>Part No.: GR0155 Description: Blue Paint, Aerosol Can</p> <p>Part No.: GR0155MPP Description: Blue Paint, Twelve Aerosol Cans</p>
	<p>Part No.: GR0146 Description: Powdered Graphite, 1 Pound Container</p> <p>Part No.: GR0146MPP Description: Powdered Graphite, Twenty-Four 1 Pound Containers</p>
	<p>Part No.: GR1570MPP Description: Talc Lubricant, Four 8 Pound Containers</p> <p>Part No.: GR1828 Description: Talc Lubricant, 30 Pound Container</p>
	<p>Part No.: GR1842MPP Description: Graphite Lubricant, Four 5 Pound Containers</p>
<p>KINZE</p>	<p>Part No.: G7100-54 Description: Decal, Kinze, 4³/₁₆" x 17³/₁₆" (Prior to 2011 Production)</p>
<p>KINZE 3700</p>	<p>Part No.: G7100-246 Description: Decal, Kinze 3700 Quantity: 2 (1 on each side of hitch)</p>
<p><i>KINZE 3700</i></p>	<p>Part No.: G7100-367 Description: Decal, Kinze 3700 Quantity: 2 (1 on each side of hitch)</p>

	<p>Part No.: GM0233-01 Description: Operator Manual, Model 3700</p> <p>Part No.: GM0233-02 Description: Parts Manual, Model 3700</p> <p>Part No.: GPR1094 Description: Binder (Contact Kinze Parts to Order)</p>
	<p>Part No.: GA15422 Description: Operator's Manual Canister Quantity: 1</p> <p>Part No.: G11166 Description: Hex Socket Flange Cap Screw, 1/4"-20 x 3/4" Quantity: 3</p>
	<p>Part No.: G7100-484 Description: Decal, American Flag</p>

Part No.	Page	Part No.	Page	Part No.	Page	Part No.	Page
*A1010.....	P192	*A1412.....	P192	*A8208.....	P198	A8300.....	P169
*A1010.....	P192	*A1412.....	P193	*A8273.....	P50	A8927.....	P165
*A1013.....	P192	*A1412.....	P196	*A8273.....	P196	A8950.....	P168
*A1019.....	P198	*A1412.....	P198	*A8273.....	P198	A8960.....	P165
*A1020.....	P192	*A1421.....	P196	*A8274.....	P76	A8969.....	P166
*A1025.....	P192	*A1424.....	P76	*A8283.....	P196	A8973.....	P113
*A1026.....	P196	*A1424.....	P192	*A8283.....	P198	A9582.....	P172
*A1031.....	P196	*A1424.....	P196	*A8286.....	P76	G10001.....	P16
*A1031.....	P198	*A1458.....	P75	*A8500.....	P196	G10001.....	P43
*A1038.....	P196	*A1465.....	P196	*A8501.....	P196	G10001.....	P46
*A1044.....	P192	*A1465.....	P198	*A8502.....	P198	G10001.....	P70
*A1044.....	P196	*A1475.....	P196	*A8503.....	P196	G10001.....	P74
*A1044.....	P198	*A1485.....	P196	*A8503.....	P198	G10001.....	P84
*A1049.....	P192	*A1485.....	P198	*D12088.....	P168	G10001.....	P90
*A1057.....	P198	*A1487.....	P192	*D12119.....	P172	G10001.....	P90
*A1072.....	P192	*A1487.....	P196	*D12120.....	P172	G10001.....	P92
*A1072.....	P196	*A1498.....	P192	*D12121.....	P166	G10001.....	P98
*A1073.....	P196	*A1499.....	P192	*D12137.....	P166	G10001.....	P102
*A1089.....	P192	*A15003.....	P76	*D12204.....	P172	G10001.....	P104
*A1098.....	P198	*A15004.....	P76	*D12206.....	P168	G10001.....	P124
*A11431.....	P52	*A15022.....	P193	*D12221.....	P172	G10001.....	P124
*A11432.....	P52	*A15030.....	P75	*D12222.....	P172	G10001.....	P126
*A11433.....	P52	*A18622.....	P75	*D12231.....	P166	G10001.....	P126
*A11459.....	P50	*A3105.....	P192	*D12232.....	P166	G10001.....	P148
*A1146.....	P192	*A3111.....	P196	*D12232.....	P168	G10001.....	P204
*A1146.....	P196	*A3111.....	P198	*D12245.....	P168	G10001.....	P208
*A1146.....	P198	*A3119.....	P192	*D12252.....	P168	G10001.....	P236
*A11460.....	P50	*A3119.....	P192	*D12263.....	P166	G10002.....	P28
*A11461.....	P50	*A3119.....	P196	*D12263.....	P172	G10002.....	P44
*A11474.....	P75	*A3119.....	P198	*D12264.....	P166	G10003.....	P2
*A11475.....	P75	*A3122.....	P198	*D12264.....	P172	G10003.....	P32
*A11800.....	P50	*A3140.....	P196	*D12265.....	P172	G10003.....	P40
*A11800.....	P52	*A3140.....	P198	*D12280.....	P166	G10003.....	P55
*A1189.....	P192	*A3141.....	P192	*D12280.....	P168	G10003.....	P71
*A1189.....	P196	*A3161.....	P196	*D20990.....	P166	G10003.....	P176
*A1189.....	P198	*A3175.....	P192	*G6500-06.....	P192	G10003.....	P222
*A12000.....	P196	*A3178.....	P198	*GA13554.....	P218	G10003.....	P230
*A12000.....	P198	*A3196.....	P192	*GA14447.....	P218	G10003.....	P232
*A12026.....	P192	*A3212.....	P192	700-01078.....	P22	G10004.....	P4
*A12031.....	P50	*A3239.....	P193	700-01079.....	P24	G10004.....	P8
*A12051.....	P52	*A3271.....	P192	A10759.....	P28	G10004.....	P40
*A12052.....	P52	*A3272.....	P192	A11072.....	P167	G10004.....	P84
*A12082.....	P196	*A3292.....	P52	A12531.....	P118	G10004.....	P96
*A12082.....	P198	*A3299.....	P196	A12535.....	P112	G10004.....	P108
*A12083.....	P198	*A3299.....	P198	A13917.....	P71	G10004.....	P120
*A12749.....	P196	*A3353.....	P76	A14022.....	P118	G10004.....	P157
*A12749.....	P198	*A3368.....	P76	A14700.....	P113	G10004.....	P176
*A12775.....	P50	*A3381.....	P52	A14702.....	P112	G10004.....	P222
*A12776.....	P50	*A3391.....	P50	A20273.....	P136	G10005.....	P42
*A12901.....	P76	*A8201.....	P196	A20274.....	P137	G10005.....	P100
*A12904.....	P52	*A8201.....	P198	A6852.....	P169	G10005.....	P104
*A1404.....	P192	*A8208.....	P196	A7473.....	P110	G10005.....	P224

Part No.	Page	Part No.	Page	Part No.	Page	Part No.	Page
G10006	P38	G10021	P200	G10046	P100	G10101	P32
G10006	P50	G10022	P22	G10046	P104	G10101	P48
G10006	P56	G10022	P122	G10047	P2	G10101	P70
G10006	P108	G10022	P148	G10047	P10	G10101	P116
G10006	P109	G10022	P184	G10047	P98	G10101	P120
G10006	P137	G10023	P5	G10047	P148	G10101	P120
G10007	P8	G10023	P8	G10047	P157	G10101	P142
G10007	P42	G10023	P28	G10047	P161	G10101	P144
G10007	P114	G10023	P70	G10047	P236	G10101	P157
G10007	P224	G10023	P94	G10048	P120	G10101	P165
G10008	P140	G10023	P142	G10048	P120	G10101	P165
G10008	P156	G10023	P144	G10049	P142	G10101	P167
G10009	P120	G10023	P154	G10053	P90	G10101	P178
G10010	P14	G10025	P118	G10053	P136	G10101	P181
G10010	P40	G10025	P118	G10053	P145	G10101	P204
G10010	P42	G10026	P122	G10053	P222	G10101	P205
G10011	P42	G10026	P138	G10054	P173	G10101	P208
G10011	P42	G10026	P224	G10054	P174	G10101	P208
G10011	P122	G10027	P90	G10055	P130	G10101	P222
G10011	P221	G10027	P92	G10055	P132	G10101	P222
G10012	P224	G10027	P148	G10055	P244	G10101	P222
G10013	P16	G10027	P161	G10057	P122	G10101	P230
G10013	P122	G10028	P118	G10060	P180	G10101	P232
G10013	P224	G10028	P156	G10061	P18	G10102	P38
G10014	P14	G10031	P208	G10062	P181	G10102	P38
G10014	P42	G10033	P38	G10062	P222	G10102	P42
G10014	P236	G10033	P161	G10062	P238	G10102	P122
G10015	P130	G10035	P137	G10062	P240	G10102	P130
G10017	P36	G10036	P34	G10063	P48	G10102	P132
G10017	P36	G10036	P122	G10063	P70	G10102	P136
G10017	P55	G10036	P136	G10064	P16	G10102	P145
G10017	P109	G10036	P146	G10064	P84	G10102	P145
G10017	P122	G10037	P4	G10064	P84	G10102	P157
G10017	P136	G10037	P4	G10064	P84	G10102	P161
G10017	P137	G10037	P100	G10064	P202	G10102	P164
G10017	P146	G10037	P102	G10069	P120	G10102	P164
G10017	P148	G10037	P103	G10070	P134	G10102	P221
G10017	P157	G10037	P145	G10071	P4	G10102	P222
G10017	P224	G10038	P128	G10071	P70	G10102	P224
G10017	P242	G10038	P128	G10071	P84	G10103	P5
G10018	P14	G10038	P161	G10071	P100	G10103	P32
G10019	P48	G10039	P4	G10071	P100	G10103	P86
G10019	P54	G10039	P36	G10071	P102	G10103	P88
G10019	P108	G10039	P42	G10071	P102	G10103	P122
G10019	P109	G10040	P154	G10071	P103	G10103	P142
G10019	P153	G10041	P222	G10071	P104	G10103	P142
G10019	P164	G10042	P108	G10071	P148	G10103	P144
G10019	P176	G10043	P155	G10071	P236	G10103	P144
G10019	P222	G10043	P176	G10071	P242	G10103	P154
G10019	P225	G10045	P38	G10087	P166	G10103	P177
G10020	P22	G10045	P164	G10093	P222	G10104	P8
G10021	P22	G10046	P42	G10101	P16	G10104	P8

Part No.	Page	Part No.	Page	Part No.	Page	Part No.	Page
G10104	P50	G10107	P136	G10110	P200	G10152	P8
G10104	P56	G10107	P140	G10110	P202	G10157	P108
G10104	P105	G10107	P146	G10111	P4	G10157	P108
G10104	P108	G10107	P156	G10111	P16	G10159	P161
G10104	P109	G10107	P224	G10111	P34	G10162	P84
G10104	P110	G10107	P224	G10111	P36	G10166	P136
G10104	P120	G10107	P242	G10111	P36	G10168	P145
G10104	P122	G10108	P2	G10111	P36	G10168	P164
G10104	P122	G10108	P2	G10111	P36	G10168	P164
G10104	P136	G10108	P4	G10111	P38	G10171	P98
G10104	P137	G10108	P18	G10111	P38	G10171	P154
G10104	P146	G10108	P28	G10111	P42	G10171	P155
G10104	P156	G10108	P43	G10111	P50	G10201	P2
G10104	P162	G10108	P46	G10111	P55	G10201	P10
G10104	P202	G10108	P48	G10111	P56	G10201	P28
G10104	P221	G10108	P54	G10111	P90	G10201	P90
G10104	P222	G10108	P54	G10111	P105	G10201	P92
G10104	P222	G10108	P54	G10111	P109	G10203	P100
G10104	P224	G10108	P55	G10111	P122	G10204	P12
G10104	P224	G10108	P70	G10111	P128	G10204	P14
G10104	P224	G10108	P70	G10111	P128	G10205	P100
G10104	P228	G10108	P71	G10111	P136	G10207	P2
G10105	P118	G10108	P74	G10111	P161	G10210	P236
G10105	P122	G10108	P90	G10112	P42	G10211	P84
G10105	P148	G10108	P92	G10112	P84	G10213	P12
G10105	P156	G10108	P108	G10112	P129	G10213	P40
G10105	P161	G10108	P108	G10112	P132	G10213	P42
G10105	P224	G10108	P120	G10120	P120	G10215	P118
G10106	P36	G10108	P136	G10128	P136	G10216	P14
G10106	P70	G10108	P144	G10128	P146	G10227	P32
G10106	P108	G10108	P146	G10130	P4	G10227	P122
G10106	P137	G10108	P161	G10130	P136	G10227	P142
G10106	P146	G10108	P161	G10130	P145	G10227	P142
G10106	P146	G10108	P166	G10130	P156	G10227	P142
G10106	P153	G10108	P230	G10131	P157	G10227	P144
G10106	P154	G10108	P232	G10133	P16	G10227	P144
G10106	P173	G10108	P236	G10133	P38	G10227	P154
G10106	P174	G10109	P14	G10133	P40	G10227	P154
G10106	P180	G10109	P16	G10133	P42	G10227	P158
G10106	P222	G10109	P38	G10133	P66	G10227	P177
G10107	P16	G10109	P40	G10133	P66	G10228	P4
G10107	P34	G10109	P42	G10133	P68	G10228	P4
G10107	P36	G10109	P48	G10133	P68	G10228	P14
G10107	P42	G10109	P54	G10133	P70	G10228	P38
G10107	P42	G10109	P109	G10133	P173	G10228	P38
G10107	P42	G10109	P120	G10133	P208	G10228	P66
G10107	P100	G10109	P164	G10145	P137	G10228	P68
G10107	P100	G10110	P8	G10152	P70	G10228	P109
G10107	P104	G10110	P32	G10152	P162	G10228	P122
G10107	P104	G10110	P54	G10152	P208	G10228	P136
G10107	P120	G10110	P70	G10152	P224	G10228	P137
G10107	P128	G10110	P164	G10152	P228	G10228	P137

Part No.	Page	Part No.	Page	Part No.	Page	Part No.	Page
G10228	P145	G10230	P221	G10257	P142	G10305	P126
G10228	P145	G10230	P222	G10260	P26	G10305	P126
G10228	P157	G10230	P222	G10278	P137	G10305	P126
G10228	P161	G10230	P224	G10278	P228	G10305	P126
G10228	P164	G10230	P224	G10278	P236	G10306	P32
G10228	P164	G10230	P224	G10278	P238	G10306	P102
G10228	P164	G10230	P228	G10278	P240	G10306	P230
G10228	P221	G10230	P244	G10284	P120	G10306	P232
G10228	P224	G10231	P118	G10292	P228	G10308	P16
G10229	P28	G10231	P118	G10301	P68	G10309	P18
G10229	P32	G10231	P122	G10301	P90	G10310	P10
G10229	P40	G10231	P122	G10301	P92	G10310	P32
G10229	P40	G10231	P138	G10301	P102	G10312	P2
G10229	P48	G10231	P148	G10301	P103	G10312	P28
G10229	P70	G10231	P156	G10302	P146	G10312	P202
G10229	P116	G10231	P161	G10302	P222	G10315	P16
G10229	P120	G10231	P224	G10303	P137	G10315	P32
G10229	P142	G10231	P224	G10303	P140	G10316	P86
G10229	P144	G10232	P70	G10305	P33	G10316	P88
G10229	P157	G10232	P98	G10305	P33	G10318	P36
G10229	P157	G10232	P108	G10305	P66	G10323	P22
G10229	P170	G10232	P137	G10305	P68	G10323	P26
G10229	P172	G10232	P146	G10305	P84	G10324	P118
G10229	P176	G10232	P146	G10305	P84	G10325	P12
G10229	P178	G10232	P153	G10305	P100	G10325	P28
G10229	P181	G10232	P154	G10305	P100	G10325	P90
G10229	P204	G10232	P173	G10305	P100	G10325	P92
G10229	P205	G10232	P173	G10305	P100	G10326	P2
G10229	P208	G10232	P174	G10305	P100	G10326	P116
G10229	P208	G10232	P174	G10305	P100	G10328	P12
G10229	P222	G10232	P176	G10305	P100	G10328	P90
G10229	P222	G10232	P186	G10305	P100	G10328	P170
G10229	P222	G10232	P222	G10305	P100	G10328	P172
G10229	P230	G10232	P225	G10305	P102	G10330	P244
G10229	P232	G10233	P136	G10305	P102	G10338	P10
G10229	P236	G10233	P140	G10305	P102	G10338	P14
G10230	P8	G10233	P145	G10305	P102	G10338	P18
G10230	P8	G10233	P145	G10305	P102	G10338	P66
G10230	P16	G10233	P156	G10305	P103	G10338	P66
G10230	P50	G10233	P157	G10305	P103	G10338	P68
G10230	P56	G10233	P221	G10305	P104	G10338	P68
G10230	P105	G10234	P130	G10305	P104	G10338	P70
G10230	P108	G10234	P132	G10305	P104	G10338	P96
G10230	P109	G10235	P136	G10305	P104	G10338	P98
G10230	P110	G10235	P140	G10305	P104	G10338	P137
G10230	P114	G10243	P46	G10305	P104	G10338	P146
G10230	P122	G10243	P74	G10305	P104	G10341	P70
G10230	P122	G10243	P205	G10305	P104	G10341	P154
G10230	P137	G10243	P208	G10305	P124	G10341	P155
G10230	P156	G10253	P142	G10305	P124	G10348	P38
G10230	P162	G10256	P154	G10305	P124	G10348	P66
G10230	P202	G10257	P29	G10305	P124	G10348	P68

Part No.	Page	Part No.	Page	Part No.	Page	Part No.	Page
G10348	P132	G10460	P126	G10546	P29	G10620	P18
G10359	P122	G10460	P134	G10546	P142	G10620	P28
G10360	P122	G10460	P137	G10546	P146	G10620	P66
G10360	P122	G10460	P142	G10551	P2	G10620	P66
G10371	P38	G10460	P144	G10552	P236	G10620	P68
G10373	P134	G10460	P156	G10567	P18	G10620	P68
G10374	P142	G10460	P161	G10567	P28	G10620	P70
G10374	P144	G10460	P161	G10567	P29	G10620	P96
G10376	P134	G10460	P161	G10570	P29	G10620	P98
G10396	P108	G10460	P224	G10572	P36	G10620	P140
G10397	P136	G10460	P244	G10574	P34	G10620	P155
G10400	P42	G10460	P244	G10574	P38	G10620	P155
G10401	P22	G10460	P244	G10574	P42	G10620	P202
G10408	P146	G10461	P122	G10574	P70	G10620	P208
G10409	P146	G10461	P130	G10581	P161	G10620	P208
G10409	P157	G10461	P132	G10581	P221	G10621	P10
G10409	P222	G10461	P161	G10583	P174	G10621	P18
G10412	P18	G10470	P22	G10585	P36	G10621	P22
G10427	P12	G10470	P146	G10592	P90	G10621	P22
G10430	P146	G10475	P108	G10595	P136	G10621	P28
G10430	P159	G10478	P100	G10595	P146	G10621	P33
G10438	P2	G10478	P104	G10597	P36	G10621	P46
G10438	P4	G10478	P124	G10599	P16	G10621	P74
G10440	P129	G10478	P126	G10599	P48	G10621	P84
G10440	P132	G10478	P157	G10599	P54	G10621	P84
G10441	P244	G10478	P222	G10599	P54	G10621	P84
G10451	P100	G10485	P242	G10599	P137	G10621	P86
G10451	P100	G10494	P108	G10602	P18	G10621	P88
G10451	P104	G10496	P142	G10602	P22	G10621	P94
G10451	P104	G10496	P144	G10602	P24	G10621	P184
G10451	P120	G10496	P158	G10602	P26	G10622	P12
G10452	P32	G10497	P142	G10602	P28	G10622	P12
G10453	P159	G10499	P48	G10602	P29	G10622	P33
G10455	P86	G10500	P22	G10602	P140	G10622	P33
G10455	P88	G10501	P38	G10602	P146	G10622	P98
G10455	P124	G10501	P136	G10602	P148	G10622	P137
G10455	P126	G10501	P140	G10602	P157	G10622	P148
G10455	P157	G10501	P146	G10602	P221	G10622	P236
G10460	P100	G10503	P36	G10603	P22	G10623	P242
G10460	P104	G10503	P40	G10603	P24	G10626	P228
G10460	P108	G10503	P42	G10603	P26	G10626	P242
G10460	P108	G10523	P32	G10604	P22	G10628	P242
G10460	P110	G10529	P33	G10606	P120	G10633	P228
G10460	P110	G10529	P90	G10606	P137	G10634	P24
G10460	P112	G10529	P92	G10610	P137	G10636	P102
G10460	P112	G10531	P24	G10615	P228	G10636	P104
G10460	P112	G10536	P36	G10619	P228	G10640	P14
G10460	P112	G10536	P161	G10620	P2	G10640	P108
G10460	P112	G10541	P84	G10620	P10	G10640	P108
G10460	P116	G10544	P162	G10620	P14	G10640	P122
G10460	P118	G10544	P164	G10620	P14	G10640	P132
G10460	P124	G10546	P18	G10620	P18	G10640	P137

Part No.	Page	Part No.	Page	Part No.	Page	Part No.	Page
G10640	P137	G10734	P228	G10912	P12	G11007	P2
G10640	P137	G10746	P177	G10917	P228	G11009	P22
G10640	P157	G10751	P8	G10917	P236	G11009	P24
G10640	P161	G10752	P8	G10917	P238	G11009	P26
G10640	P161	G10752	P18	G10917	P240	G11010	P42
G10640	P161	G10753	P70	G10918	P136	G11012	P108
G10640	P169	G10756	P108	G10921	P29	G11015	P2
G10640	P169	G10756	P128	G10923	P4	G11018	P4
G10641	P109	G10757	P32	G10923	P136	G11030	P109
G10641	P222	G10757	P208	G10923	P145	G11031	P109
G10641	P224	G10758	P32	G10923	P156	G11032	P108
G10643	P42	G10758	P205	G10924	P14	G11034	P109
G10643	P108	G10758	P208	G10927	P205	G11042	P224
G10660	P29	G10760	P113	G10927	P208	G11066	P153
G10669	P124	G10763	P114	G10928	P205	G11066	P153
G10669	P126	G10763	P118	G10928	P208	G11066	P173
G10670	P28	G10765	P40	G10931	P205	G11066	P174
G10670	P124	G10765	P42	G10931	P208	G11066	P176
G10670	P126	G10765	P142	G10939	P98	G11067	P173
G10674	P228	G10765	P144	G10939	P165	G11067	P174
G10674	P236	G10769	P113	G10939	P165	G11067	P176
G10674	P238	G10779	P221	G10939	P166	G11073	P29
G10674	P238	G10804	P142	G10939	P167	G11075	P158
G10674	P240	G10804	P144	G10939	P178	G11076	P109
G10674	P242	G10821	P124	G10940	P14	G11078	P158
G10676	P58	G10821	P126	G10960	P109	G11081	P138
G10676	P60	G10821	P157	G10960	P184	G11089	P170
G10676	P62	G10831	P110	G10974	P40	G11089	P172
G10676	P64	G10831	P110	G10974	P42	G11091	P8
G10676	P238	G10831	P112	G10977	P173	G11091	P10
G10676	P240	G10831	P112	G10977	P174	G11091	P66
G10676	P242	G10840	P109	G10977	P176	G11091	P68
G10681	P228	G10844	P164	G10980	P50	G11091	P84
G10686	P66	G10857	P94	G10980	P56	G11091	P84
G10686	P68	G10859	P142	G10980	P70	G11091	P84
G10686	P84	G10859	P144	G10982	P116	G11091	P84
G10686	P124	G10860	P136	G10982	P118	G11091	P84
G10686	P124	G10860	P236	G10987	P166	G11091	P90
G10686	P126	G10864	P32	G10991	P208	G11091	P98
G10686	P205	G10870	P236	G10991	P230	G11091	P100
G10686	P208	G10872	P144	G10991	P232	G11091	P100
G10687	P10	G10873	P144	G10992	P86	G11091	P100
G10689	P128	G10875	P136	G10992	P88	G11091	P100
G10690	P22	G10876	P144	G10992	P153	G11091	P100
G10693	P230	G10887	P228	G10992	P153	G11091	P100
G10693	P232	G10889	P242	G10996	P142	G11091	P100
G10722	P164	G10890	P140	G10996	P144	G11091	P100
G10725	P162	G10898	P54	G10996	P182	G11091	P100
G10725	P164	G10900	P142	G10996	P182	G11091	P102
G10730	P42	G10901	P10	G10996	P182	G11091	P102
G10732	P8	G10901	P48	G10996	P182	G11091	P102
G10733	P228	G10901	P242	G10996	P200	G11091	P102

Numerical Index

M0233-02

Model 3700

Part No.	Page	Part No.	Page	Part No.	Page	Part No.	Page
G11091	P102	G11147	P62	G11385	P29	G11389	P145
G11091	P102	G11147	P64	G11385	P32	G11389	P221
G11091	P102	G11151	P24	G11385	P54	G11389	P222
G11091	P102	G11166	P48	G11385	P201	G11389	P224
G11091	P103	G11166	P261	G11386	P48	G11391	P4
G11091	P103	G11172	P26	G11386	P54	G11391	P8
G11091	P103	G11173	P26	G11386	P120	G11391	P10
G11091	P104	G11186	P108	G11386	P146	G11391	P16
G11091	P104	G11188	P66	G11386	P153	G11391	P18
G11091	P104	G11188	P68	G11386	P154	G11391	P36
G11091	P104	G11199	P70	G11386	P176	G11391	P42
G11091	P104	G11204	P90	G11386	P222	G11391	P48
G11091	P104	G11204	P90	G11387	P2	G11391	P50
G11091	P104	G11204	P92	G11387	P2	G11391	P56
G11091	P104	G11204	P92	G11387	P4	G11391	P104
G11091	P104	G11209	P32	G11387	P10	G11391	P108
G11091	P124	G11210	P26	G11387	P16	G11391	P128
G11091	P124	G11213	P26	G11387	P16	G11391	P130
G11091	P124	G11215	P43	G11387	P18	G11391	P132
G11091	P124	G11215	P46	G11387	P28	G11391	P137
G11091	P124	G11215	P74	G11387	P32	G11391	P140
G11091	P124	G11216	P94	G11387	P43	G11391	P146
G11091	P124	G11220	P4	G11387	P48	G11391	P162
G11091	P124	G11222	P18	G11387	P48	G11391	P164
G11091	P126	G11228	P40	G11387	P54	G11391	P221
G11091	P126	G11236	P40	G11387	P54	G11391	P224
G11091	P126	G11237	P228	G11387	P90	G11391	P224
G11091	P126	G11237	P236	G11387	P98	G11391	P224
G11091	P126	G11237	P238	G11387	P104	G11391	P224
G11091	P126	G11237	P240	G11387	P108	G11392	P40
G11091	P126	G11239	P5	G11387	P136	G11392	P90
G11091	P128	G11242	P148	G11387	P142	G11392	P92
G11091	P176	G11243	P5	G11387	P161	G11392	P156
G11091	P238	G11249	P90	G11387	P180	G11394	P84
G11091	P240	G11249	P92	G11387	P222	G11409	P46
G11100	P158	G11257	P70	G11387	P222	G11409	P74
G11108	P84	G11264	P71	G11387	P230	G11411	P90
G11119	P236	G11276	P184	G11387	P232	G11418	P164
G11122	P224	G11284	P94	G11387	P236	G11419	P16
G11122	P242	G11288	P205	G11387	P238	G11453	P158
G11123	P46	G11295	P5	G11387	P240	G11457	P238
G11123	P74	G11296	P5	G11387	P157	G11457	P240
G11124	P46	G11302	P86	G11389	P4	G11464	P86
G11124	P48	G11309	P186	G11389	P4	G11464	P88
G11124	P74	G11311	P154	G11389	P4	G11467	P240
G11133	P48	G11328	P86	G11389	P36	G11468	P236
G11135	P54	G11328	P88	G11389	P36	G11468	P238
G11145	P66	G11332	P86	G11389	P36	G11468	P238
G11145	P68	G11332	P88	G11389	P40	G11468	P238
G11145	P70	G11360	P84	G11389	P105	G11468	P238
G11147	P58	G11360	P100	G11389	P136	G11468	P240
G11147	P60	G11385	P8	G11389	P145	G11468	P240

Part No.	Page	Part No.	Page	Part No.	Page	Part No.	Page
G11468	P240	G1K249	P205	G2501-20-16	P55	G4206-06	P240
G11468	P240	G1K252	P152	G2603-08	P50	G4301-08	P228
G11468	P242	G1K252	P200	G2603-08	P192	G4602-03	P238
G11468	P242	G1K252	P205	G2603-08	P196	G4602-03	P242
G11491	P8	G1K252	P208	G2603-08	P198	G4701-01	P240
G11494	P236	G1K255	P181	G2603-08-08-10	P193	G4701-02	P240
G11494	P238	G1K267	P152	G2603-10	P192	G5406-08P	P55
G11494	P240	G1K267	P201	G2650-06	P192	G6325X	P8
G11495	P240	G1K267	P204	G2650-06	P196	G6400-04	P180
G11496	P236	G1K268	P152	G2650-06	P198	G6400-04	P181
G11496	P238	G1K268	P201	G2700-08	P170	G6400-06	P46
G11496	P240	G1K268	P204	G2700-08	P172	G6400-06	P74
G11496	P242	G1K269	P137	G304-C-8	P161	G6400-06	P188
G11497	P242	G1K269	P146	G304-C-8	P172	G6400-06	P190
G11498	P240	G1K269	P158	G306-08	P170	G6400-06-08	P192
G11499	P236	G1K274	P182	G306-08	P172	G6400-06-08	P196
G11499	P238	G1K274	P182	G3200-63	P225	G6400-06-08	P198
G11499	P238	G1K275	P182	G3302-01	P162	G6400-06-12	P54
G11499	P238	G1K276	P182	G3302-05	P162	G6400-08	P161
G11499	P238	G1K296	P14	G3302-11	P162	G6400-08	P176
G11499	P240	G1K320	P43	G3303-108	P2	G6400-08	P178
G11499	P240	G1K320	P152	G3303-108	P29	G6400-08	P179
G11499	P240	G1K320	P204	G3303-108	P98	G6400-08	P181
G11499	P240	G1K321	P43	G3303-114	P29	G6400-08-04	P161
G11499	P242	G1K321	P152	G3303-120	P98	G6400-08-04	P170
G11499	P242	G1K321	P204	G3303-16	P2	G6400-08-04	P172
G11500	P236	G1K322	P204	G3303-34	P10	G6400-08-12	P44
G11500	P238	G1K323	P204	G3303-44	P10	G6400-10	P54
G11500	P240	G1K345	P16	G3303-88	P10	G6400-10	P180
G11500	P242	G1K362	P205	G3303-98	P2	G6400-10	P187
G11501	P240	G1K362	P208	G3305-01	P33	G6400-10	P190
G11503	P240	G1K363	P205	G3310-144	P140	G6400-10-08	P120
G11504	P240	G1K363	P208	G3310-148	P140	G6400-10-08	P173
G11505	P240	G1K378	P158	G3310-150	P140	G6400-10-08	P178
G11507	P238	G1K379	P158	G3310-158	P140	G6400-10-08	P179
G11508	P238	G1K385	P32	G3310-68	P146	G6400-10-08	P185
G11508	P240	G1K395	P152	G3310-80	P157	G6400-12	P44
G11514	P8	G1K396	P152	G3310-82	P136	G6400-12	P48
G11514	P8	G1K413	P108	G3310-82	P146	G6400-12	P188
G11514	P8	G1K528	P8	G3310-82	P236	G6400-12	P190
G11518	P46	G2100-03	P136	G3310-91	P221	G6400-12	P190
G11518	P74	G2100-03	P146	G3317-16	P148	G6400-12	P54
G11520	P148	G2100-03	P222	G3400-01	P136	G6400-12-10	P54
G11522	P92	G2404-06-08	P54	G3400-01	P146	G6400-12-10	P185
G11528	P90	G2406-08-06	P192	G4200-01	P222	G6402-08-10	P178
G11528	P92	G2406-08-06	P196	G4201-04	P228	G6402-12-12	P54
G11591	P2	G2406-08-06	P198	G4201-04	P238	G6402-12-12	P190
G11592	P2	G2406-08-12	P50	G4201-04	P240	G6408-06	P177
G1K248	P152	G2408-08	P198	G4205-09	P238	G6408-06	P185
G1K248	P200	G2500-84	P225	G4205-10	P228	G6408-08	P120
G1K248	P205	G2501-06-08	P55	G4205-16	P240	G6408-08	P166
G1K248	P208	G2501-12-16	P55	G4206-06	P238	G6408-08	P168

Numerical Index

M0233-02

Model 3700

Part No.	Page	Part No.	Page	Part No.	Page	Part No.	Page
G6408-08.	P172	G6801-08.	P161	G7100-262.	P251	GA0262.	P224
G6408-08.	P176	G6801-08.	P173	G7100-295.	P256	GA0378.	P159
G6408-10.	P54	G6801-08.	P174	G7100-301.	P251	GA0542.	P162
G6408-10.	P176	G6801-08.	P177	G7100-302.	P247	GA0547.	P225
G6408-10.	P190	G6801-08.	P186	G7100-329.	P259	GA0705.	P134
G6408-H06-0.	P179	G6801-08.	P196	G7100-335.	P259	GA0895.	P138
G6408-H06-0.	P186	G6801-08.	P198	G7100-340.	P257	GA10043.	P108
G6408-H06-0.	P190	G6801-08-10.	P187	G7100-341.	P257	GA10054.	P142
G6408-H06-O.	P176	G6801-10.	P176	G7100-352.	P259	GA10137.	P18
G6408-H06-O.	P187	G6801-10.	P186	G7100-367.	P260	GA10137.	P18
G6408-H08-0.	P186	G6801-10.	P190	G7100-375.	P259	GA10140.	P183
G6408-H10-0.	P186	G6801-10-08.	P120	G7100-376.	P255	GA10145.	P170
G6500-06.	P188	G6801-10-08.	P173	G7100-377.	P255	GA10146.	P172
G6500-06.	P196	G6801-10-08.	P174	G7100-380.	P256	GA10148.	P48
G6500-06.	P198	G6801-10-08.	P177	G7100-382.	P247	GA10149.	P188
G6500-08.	P44	G6801-10-08.	P185	G7100-385.	P246	GA10151.	P10
G6500-08.	P181	G6801-10-12.	P46	G7100-385.	P250	GA10151.	P18
G6500-08.	P192	G6801-10-12.	P74	G7100-385.	P254	GA10151.	P96
G6500-08.	P196	G6801-10-12.	P188	G7100-385.	P248	GA10155.	P18
G6500-08.	P198	G6801-12.	P46	G7100-387.	P258	GA10157.	P2
G6500-10.	P54	G6801-12.	P54	G7100-392.	P251	GA10355.	P224
G6500-10.	P120	G6801-12.	P71	G7100-397.	P250	GA10458.	P162
G6500-10.	P173	G6801-12.	P74	G7100-42.	P250	GA10621.	P224
G6500-10.	P187	G6801-20.	P54	G7100-43.	P249	GA10634.	P19
G6500-10.	P192	G6801-20.	P71	G7100-456.	P259	GA10635.	P48
G6500-12.	P44	G6801-LL-12.	P190	G7100-46.	P246	GA10752.	P48
G6500-12.	P54	G6802-12-10.	P54	G7100-47.	P254	GA10765.	P43
G6500-12.	P185	G7100-02.	P249	G7100-47.	P248	GA10765.	P46
G6502-06.	P190	G7100-110.	P260	G7100-54.	P260	GA10765.	P74
G6502-06.	P192	G7100-111.	P259	G7100-68.	P246	GA10799.	P43
G6502-06.	P196	G7100-115.	P254	G7100-83.	P250	GA10799.	P46
G6502-06.	P198	G7100-116.	P259	G7100-89.	P245	GA10799.	P74
G6502-08.	P136	G7100-117.	P247	G7100-90.	P246	GA10894.	P224
G6502-08.	P181	G7100-121.	P258	G7633X.	P200	GA10907.	P224
G6502-08.	P196	G7100-124.	P258	G7639X.	P200	GA10908.	P224
G6502-08.	P198	G7100-153.	P259	G7786x.	P109	GA10917.	P48
G6502-10.	P120	G7100-160.	P259	G8081X.	P43	GA10986.	P190
G6502-10.	P190	G7100-192.	P258	G8158X.	P26	GA11073.	P167
G6502-12.	P48	G7100-197.	P246	G8266X.	P212	GA11164.	P66
G6502-12.	P190	G7100-214.	P258	G8647x.	P204	GA11164.	P66
G6600-08.	P177	G7100-217.	P258	GA0160L.	P161	GA11164.	P68
G6600-10.	P177	G7100-219.	P255	GA0160R.	P161	GA11164.	P68
G6600-12.	P50	G7100-234.	P258	GA0167.	P162	GA11164.	P70
G6602-08.	P198	G7100-246.	P260	GA0167.	P164	GA11520.	P34
G6801-06.	P44	G7100-247.	P256	GA0241.	P224	GA11651.	P48
G6801-06.	P190	G7100-252.	P256	GA0245.	P162	GA11679.	P190
G6801-06-08.	P122	G7100-258.	P252	GA0245.	P164	GA11680.	P190
G6801-06-08.	P196	G7100-259.	P248	GA0246.	P162	GA11682.	P187
G6801-06-08.	P198	G7100-259.	P251	GA0251.	P224	GA11682.	P190
G6801-08.	P108	G7100-259.	P253	GA0252.	P224	GA11691.	P43
G6801-08.	P116	G7100-259.	P253	GA0257.	P162	GA11695.	P55
G6801-08.	P136	G7100-260.	P252	GA0257.	P164	GA11697.	P55

Part No.	Page	Part No.	Page	Part No.	Page	Part No.	Page
GA11736	P200	GA12537	P218	GA12616	P222	GA13562	P206
GA11757	P48	GA12538	P208	GA12626	P154	GA13572	P206
GA11900	P190	GA12538	P210	GA12629	P154	GA13574	P184
GA11911	P26	GA12538	P212	GA12644	P152	GA13633	P186
GA11934	P190	GA12538	P214	GA12645	P152	GA13654	P206
GA11935	P26	GA12539	P206	GA12655	P208	GA13660	P148
GA11982	P4	GA12539	P212	GA12655	P210	GA13660	P186
GA11987	P48	GA12540	P210	GA12655	P212	GA13661	P148
GA11988	P154	GA12540	P212	GA12655	P218	GA13661	P186
GA11988	P155	GA12540	P214	GA12661	P148	GA13696	P55
GA11991	P154	GA12540	P218	GA12669	P152	GA13719	P164
GA11991	P155	GA12551	P210	GA12690	P161	GA13733	P98
GA11992	P154	GA12551	P212	GA12692	P161	GA13741	P176
GA11993	P154	GA12551	P218	GA12695	P161	GA13793	P71
GA11994	P154	GA12552	P206	GA12803	P161	GA13793	P71
GA11995	P154	GA12552	P212	GA12812	P46	GA13800	P78
GA11997	P154	GA12553	P206	GA12812	P74	GA13800	P80
GA11998	P64	GA12553	P212	GA12812	P149	GA13800	P82
GA11999	P64	GA12555	P210	GA12812	P150	GA13801	P78
GA12100	P64	GA12555	P212	GA12812	P216	GA13801	P80
GA12101	P64	GA12556	P214	GA12845	P54	GA13801	P82
GA12102	P153	GA12557	P210	GA12848	P26	GA13802	P78
GA12104	P154	GA12557	P212	GA12852	P206	GA13802	P80
GA12105	P181	GA12557	P214	GA12852	P212	GA13802	P82
GA12113	P178	GA12558	P210	GA12853	P206	GA13803	P78
GA12133	P26	GA12558	P212	GA12853	P212	GA13803	P80
GA12143	P18	GA12558	P218	GA12868	P206	GA13803	P82
GA12144	P18	GA12559	P210	GA12868	P212	GA13804	P78
GA12144	P98	GA12559	P212	GA13044	P214	GA13804	P80
GA12154	P26	GA12559	P218	GA13047	P214	GA13804	P82
GA12191	P140	GA12562	P210	GA13078	P186	GA13809	P78
GA12192	P140	GA12562	P212	GA13079	P186	GA13810	P80
GA12235	P40	GA12562	P218	GA13169	P149	GA13813	P78
GA12235	P42	GA12563	P208	GA13169	P150	GA13817	P78
GA12236	P38	GA12564	P218	GA13181	P70	GA13817	P80
GA12236	P40	GA12565	P148	GA13192	P62	GA13818	P78
GA12236	P42	GA12565	P216	GA13193	P62	GA13818	P80
GA12330	P230	GA12565	P218	GA13194	P62	GA13818	P82
GA12330	P236	GA12566	P214	GA13195	P62	GA13819	P78
GA12335	P232	GA12566	P218	GA13203	P70	GA13819	P80
GA12358	P153	GA12567	P214	GA13204	P148	GA13819	P82
GA12358	P155	GA12567	P218	GA13204	P214	GA13820	P80
GA12403	P94	GA12595	P118	GA13204	P218	GA13820	P82
GA12403	P204	GA12596	P210	GA13421	P84	GA13821	P80
GA12404	P153	GA12596	P212	GA13485	P161	GA13821	P82
GA12405	P5	GA12596	P214	GA13512	P154	GA13822	P80
GA12434	P162	GA12596	P218	GA13521	P205	GA13822	P82
GA12457	P48	GA12597	P221	GA13529	P184	GA13823	P80
GA12536	P212	GA12598	P210	GA13530	P210	GA13823	P82
GA12537	P210	GA12598	P212	GA13530	P212	GA13824	P78
GA12537	P212	GA12598	P214	GA13531	P210	GA13824	P82
GA12537	P214	GA12598	P218	GA13554	P210	GA13825	P82

Numerical Index

M0233-02

Model 3700

Part No.	Page	Part No.	Page	Part No.	Page	Part No.	Page
GA13826	P78	GA14136	P94	GA15312	P42	GA16834	P219
GA13826	P82	GA14152	P90	GA15420	P90	GA16836	P240
GA13827	P78	GA14222	P100	GA15420	P92	GA16837	P240
GA13827	P78	GA14222	P104	GA15422	P261	GA16838	P238
GA13827	P82	GA14223	P100	GA15452	P46	GA16838	P240
GA13828	P78	GA14223	P104	GA15499	P75	GA16840	P236
GA13828	P82	GA14224	P100	GA15499	P76	GA16841	P110
GA13829	P78	GA14224	P104	GA15499	P192	GA16842	P110
GA13829	P82	GA14225	P100	GA15499	P196	GA16868	P8
GA13830	P78	GA14225	P104	GA15499	P198	GA16870	P129
GA13830	P82	GA14236	P90	GA15881	P216	GA16870	P132
GA13831	P82	GA14240	P100	GA15882	P216	GA16871	P134
GA13832	P82	GA14240	P104	GA15883	P216	GA16872	P129
GA13833	P82	GA14241	P100	GA15884	P216	GA16914	P124
GA13834	P78	GA14241	P104	GA15907	P216	GA16916	P124
GA13835	P78	GA14242	P100	GA16082	P204	GA16921	P132
GA13836	P78	GA14242	P104	GA16337	P200	GA16923	P208
GA14003	P90	GA14243	P100	GA16340	P201	GA16927	P238
GA14004	P86	GA14243	P104	GA16341	P148	GA16927	P240
GA14005	P86	GA14244	P100	GA16342	P148	GA16927	P242
GA14026	P128	GA14244	P104	GA16343	P216	GA16928	P242
GA14027	P128	GA14246	P100	GA16344	GA16345	GA16929	P242
GA14031	P96	GA14246	P104	GA16344	GA16345	GA16997	P92
GA14031	P96	GA14250	P40	GA16350	P216	GA17012	P216
GA14037	P90	GA14251	P40	GA16351	P218	GA17012	P218
GA14037	P92	GA14403	P84	GA16352	P218	GA17040	P242
GA14038	P90	GA14447	P214	GA16355	P219	GA17077	P98
GA14038	P92	GA14448	P206	GA16374	P10	GA17113	P54
GA14040	P90	GA14449	P206	GA16374	P216	GA17114	P54
GA14040	P92	GA14450	P214	GA16374	P218	GA17115	P54
GA14071	P102	GA14450	P218	GA16386	P216	GA17118	P240
GA14072	P105	GA14452	P214	GA16386	P218	GA17119	P240
GA14078	P84	GA14452	P218	GA16391	P152	GA1720	P8
GA14079	P102	GA14573	P46	GA16428	P242	GA1720	P10
GA14080	P102	GA14573	P74	GA16654	P44	GA17200	P216
GA14082	P84	GA14574	P74	GA16672	P242	GA17217	P238
GA14084	P84	GA14575	P74	GA16693	P100	GA17217	P240
GA14086	P132	GA14697	P166	GA16705	P66	GA17218	P238
GA14089	P90	GA14707	P90	GA16705	P68	GA17287	P46
GA14092	P90	GA14839	P90	GA16817	P44	GA17426	P187
GA14097	P100	GA14846	P149	GA16818	P66	GA17448	P54
GA14097	P102	GA14846	P150	GA16818	P68	GA17459	P220
GA14097	P103	GA14846	P152	GA16826	P218	GA17460	P108
GA14108	P88	GA14847	P43	GA16828	P212	GA17547	P152
GA14109	P88	GA14847	P46	GA16828	P216	GA17547	P201
GA14110	P102	GA14847	P74	GA16829	P216	GA17547	P204
GA14110	P104	GA14942	P86	GA16829	P218	GA17579	P187
GA14127	P153	GA14992	P109	GA16830	P8	GA17683	P225
GA14128	P84	GA15151	P164	GA16831	P214	GA17684	P225
GA14129	P94	GA15197	P16	GA16831	P218	GA17801	P66
GA14133	P94	GA15288	P216	GA16832	P219	GA17801	P68
GA14135	P94	GA15290	P216	GA16833	P219	GA17802	P66

Part No.	Page	Part No.	Page	Part No.	Page	Part No.	Page
GA17802	P68	GA4293	P183	GA5795	P24	GA6782	P180
GA17803	P66	GA4293	P185	GA5796	P24	GA6813	P108
GA17803	P68	GA4293	P186	GA5834	P24	GA6832	P38
GA17804	P66	GA4376	P138	GA5853	P164	GA6833	P38
GA17804	P68	GA4377	P138	GA5965	P134	GA6834	P38
GA18201	P22	GA4444	P28	GA5982	P24	GA6838	P38
GA18208	P24	GA4976	P228	GA5987	P134	GA6860	P161
GA18348	P137	GA5090	P222	GA5988	P134	GA6870	P161
GA18402	P216	GA5105	P140	GA6038	P24	GA6907	P32
GA18402	P218	GA5105	P146	GA6108	P200	GA6975	P43
GA18403	P216	GA5106	P146	GA6109	P200	GA6975	P201
GA18403	P218	GA5106	P157	GA6147	P205	GA6977	P201
GA18778	P236	GA5107	P136	GA6147	P208	GA6978	P152
GA18857	P54	GA5107	P157	GA6168	P24	GA6978	P200
GA19432	P50	GA5108	P146	GA6171	P14	GA7077	P200
GA19960	P204	GA5108	P157	GA6171	P16	GA7111	P142
GA19960	P208	GA5108	P236	GA6171	P16	GA7137	P142
GA19961	P204	GA5109	P146	GA6177	P244	GA7153	P120
GA19961	P208	GA5109	P157	GA6182	P24	GA7154	P136
GA2007	P18	GA5110	P146	GA6184	P24	GA7154	P136
GA2012L	P12	GA5110	P157	GA6187	P24	GA7154	P145
GA2012R	P12	GA5111	P146	GA6434	P16	GA7154	P146
GA2014	P12	GA5111	P157	GA6478	P24	GA7154	P221
GA2014	P36	GA5112	P146	GA6527	P228	GA7180	P222
GA2014	P38	GA5112	P157	GA6597	P16	GA7245	P222
GA2014	P40	GA5113	P136	GA6633	P24	GA7246	P222
GA2014	P42	GA5113	P140	GA6640	P122	GA7248	P221
GA2014	P120	GA5113	P145	GA6646	P120	GA7254	P244
GA2019	P22	GA5113	P157	GA6649	P112	GA7255	P24
GA2020	P22	GA5116	P157	GA6649	P112	GA7256	P244
GA20283	P220	GA5146	P157	GA6654	P112	GA7258	P244
GA2068	P130	GA5164	P159	GA6655	P114	GA7274	P144
GA2068	P132	GA5165	P159	GA6655	P118	GA7313	P145
GA2068	P140	GA5194	P137	GA6656	P128	GA7317	P146
GA2068	P222	GA5194	P146	GA6657	P128	GA7319	P146
GA2075	P32	GA5385	P200	GA6658	P130	GA7321	P146
GA2094	P33	GA5600	P204	GA6658	P132	GA7324	P137
GA2148	P138	GA5600	P208	GA6660	P110	GA7336	P157
GA2180	P4	GA5624	P157	GA6660	P110	GA7372	P140
GA2180	P157	GA5629	P157	GA6660	P112	GA7434	P134
GA2528	P200	GA5651	P8	GA6660	P112	GA7434	P138
GA2559	P224	GA5654	P36	GA6685	P120	GA7448	P134
GA2612	P200	GA5654	P38	GA6686	P120	GA7453	P112
GA2660	P242	GA5654	P40	GA6687	P120	GA7454	P112
GA3407	P178	GA5654	P42	GA6699	P200	GA7459	P124
GA3407	P183	GA5698	P24	GA6700	P200	GA7463	P144
GA3413	P183	GA5698	P26	GA6701	P200	GA7490	P110
GA3552	P140	GA5699	P24	GA6725	P130	GA7852	P204
GA3553	P140	GA5715	P36	GA6725	P132	GA7852	P208
GA3584	P176	GA5718	P36	GA6738	P134	GA7853	P204
GA3893	P228	GA5719	P36	GA6741	P32	GA7854	P204
GA4031	P161	GA5794	P24	GA6761	P122	GA7855	P201

Part No.	Page	Part No.	Page	Part No.	Page	Part No.	Page
GA7855	P204	GA8906	P169	GA9583	P172	GB0266	P2
GA7857	P204	GA8907	P169	GA9612	P161	GB0267	P2
GA7858	P204	GA8910	P169	GA9619	P138	GB0268	P16
GA7859	P204	GA8928	P165	GA9620	P138	GB0274	P2
GA7859	P208	GA8931	P233	GA9646	P109	GB0276	P14
GA7862	P200	GA8948	P168	GA9654	P108	GB0278	P18
GA7863	P200	GA8951	P168	GA9655	P109	GB0278	P29
GA7949	P14	GA8961	P165	GA9662	P109	GB0282	P16
GA7975	P14	GA8962	P165	GA9663	P109	GB0285	P2
GA7976	P14	GA8963	P118	GA9665	P109	GB0287	P157
GA8026	P204	GA8971	P116	GA9712	P224	GB0291	P42
GA8046	P205	GA8971	P118	GA9714	P19	GB0301	P12
GA8046	P208	GA8971	P129	GA9844	P42	GB0314	P18
GA8047	P200	GA8994	P122	GA9845	P42	GB0315	P105
GA8047	P205	GA9031	P122	GA9846	P140	GB0319	P26
GA8047	P208	GA9031	P124	GA9856	P108	GB0328	P26
GA8050	P204	GA9031	P126	GA9861	P42	GB0331	P10
GA8050	P208	GA9032	P122	GA9862	P42	GB0331	P18
GA8130	P165	GA9032	P124	GA9865	P42	GB0331	P96
GA8130	P165	GA9032	P126	GA9894	P108	GB0331	P98
GA8130	P167	GA9097	P176	GA9919	P146	GB0358	P26
GA8135	P205	GA9101	P161	GA9963	P152	GB0361	P108
GA8138	P122	GA9102	P161	GA9964	P43	GB0366	P8
GA8172	P161	GA9103	P161	GA9964	P46	GB0383	P40
GA8312	P116	GA9131	P42	GA9964	P74	GB0387	P38
GA8312	P118	GA9144	P204	GA9964	P152	GB0387	P40
GA8312	P129	GA9408	P244	GA9978	P205	GB0387	P42
GA8324	P12	GA9459	P108	GA9978	P208	GB0389	P4
GA8326	P29	GA9479	P142	GA9979	P205	GB0393	P4
GA8328	P43	GA9479	P144	GA9979	P208	GB0395	P4
GA8328	P152	GA9481	P200	GB0110	P22	GB0396	P4
GA8329	P43	GA9483	P142	GB0115	P29	GB0397	P4
GA8329	P152	GA9483	P144	GB0116	P29	GB0398	P4
GA8343	P22	GA9502	P200	GB0120	P22	GB0410	P22
GA8364	P29	GA9504	P109	GB0165	P162	GB0425	P78
GA8366	P29	GA9510	P173	GB0186	P8	GB0425	P80
GA8371	P28	GA9511	P174	GB0196	P224	GB0425	P82
GA8393	P142	GA9512	P142	GB0213	P42	GB0427	P86
GA8393	P144	GA9512	P144	GB0213	P244	GB0427	P88
GA8409	P181	GA9513	P200	GB0218	P8	GB0428	P98
GA8603	P34	GA9518	P173	GB0218	P18	GB0429	P78
GA8603	P42	GA9519	P174	GB0218	P42	GB0429	P80
GA8641	P34	GA9524	P158	GB0218	P42	GB0429	P82
GA8641	P42	GA9526	P108	GB0218	P100	GB0430	P86
GA8714	P137	GA9547	P96	GB0218	P104	GB0430	P88
GA8731	P201	GA9554	P136	GB0218	P128	GB0430	P96
GA8734	P200	GA9571	P144	GB0218	P140	GB0430	P98
GA8735	P200	GA9572	P144	GB0218	P224	GB0431	P86
GA8760	P40	GA9576	P170	GB0239	P16	GB0433	P86
GA8844	P183	GA9578	P170	GB0254	P16	GB0433	P88
GA8847	P124	GA9579	P170	GB0258	P136	GB0434	P86
GA8905	P169	GA9580	P172	GB0265	P2	GB0434	P88

Part No.	Page	Part No.	Page	Part No.	Page	Part No.	Page
GB0435	P86	GD0914-198	P158	GD1026	P10	GD10991	P14
GB0435	P88	GD0914-208	P158	GD1026	P28	GD10993	P2
GB0436	P86	GD0914-224	P157	GD1026	P157	GD11017	P12
GB0436	P88	GD0914-234	P157	GD1026	P236	GD11045	P4
GB0438	P86	GD0914-24	P136	GD10273	P244	GD11045	P136
GB0438	P88	GD0914-25	P136	GD10282	P144	GD11045	P146
GB0444	P86	GD0914-32	P142	GD10283	P164	GD11045	P157
GB0444	P88	GD0914-32	P144	GD10296	P244	GD11089	P200
GB0445	P96	GD0914-40	P142	GD10297	P244	GD11089	P205
GB0446	P96	GD0914-40	P144	GD10316	P137	GD11089	P208
GB0447	P98	GD0914-42	P142	GD10317	P137	GD1109	P16
GB0455	P96	GD0914-42	P144	GD10327	P145	GD11120	P142
GB0455	P98	GD0914-44	P142	GD10366	P146	GD11120	P144
GB0464	P40	GD0914-44	P144	GD1041	P22	GD11122	P24
GB0464	P40	GD0914-63	P136	GD1042	P22	GD11123	P242
GB0501	P86	GD0914-72	P136	GD10473	P12	GD11124	P242
GB0501	P88	GD10036	P8	GD10510	P142	GD11113	P8
GB0502	P86	GD10057-01	P257	GD10510	P144	GD11113	P110
GB0502	P88	GD10057-02	P257	GD10519	P40	GD11114	P156
GB0554	P164	GD10057-03	P257	GD10519	P42	GD1115L	P32
GB0574	P96	GD10057-04	P257	GD10547	P145	GD1115R	P32
GB0574	P98	GD10057-08	P257	GD10548	P146	GD1116	P32
GB0634	P90	GD10057-11	P257	GD10578	P144	GD1118	P32
GB0634	P92	GD10057-12	P257	GD10579	P144	GD11219	P28
GB0673	P92	GD10057-14	P257	GD10584	P144	GD11239	P18
GB0674	P92	GD10057-15	P257	GD10585	P144	GD11239	P28
GB0675	P92	GD10057-17	P257	GD10586	P144	GD11239	P29
GB0717	P98	GD10057-18	P257	GD10588	P144	GD11240	P29
GD0453-07	P161	GD10057-19	P257	GD1059L	P28	GD11259	P2
GD0453-11	P161	GD10068	P142	GD1059R	P28	GD11259	P12
GD0671	P108	GD10068	P144	GD1060	P28	GD11279	P19
GD0677	P161	GD10070	P142	GD1061	P29	GD11286	P22
GD0704	P161	GD10102	P142	GD1063	P29	GD11289	P222
GD0740	P50	GD10103	P142	GD10635	P144	GD11297	P29
GD0740	P56	GD10103	P144	GD10636	P144	GD11305	P28
GD0740	P122	GD10104	P142	GD10637	P136	GD11306	P12
GD0746	P164	GD10120	P144	GD10637	P146	GD11311	P22
GD0776	P122	GD10120	P144	GD10638	P144	GD1132	P36
GD0831	P225	GD10120	P144	GD1065	P2	GD1132	P38
GD0840	P162	GD10123	P142	GD1065	P10	GD1132	P40
GD0840	P164	GD10123	P144	GD10674-01	P162	GD1132	P42
GD0841	P162	GD10186	P161	GD10674-04	P162	GD11413	P18
GD0844	P224	GD10200	P222	GD10686	P137	GD11413	P29
GD0914-10	P142	GD10230	P110	GD10705	P108	GD11422	P8
GD0914-10	P144	GD10230	P110	GD10714	P120	GD11423	P14
GD0914-123	P157	GD10230	P112	GD1083	P22	GD11424	P28
GD0914-123	P158	GD10230	P112	GD1085	P16	GD1143	P33
GD0914-128	P157	GD10243	P200	GD1086	P14	GD1144	P33
GD0914-128	P158	GD10244-01	P222	GD10963	P32	GD1145	P33
GD0914-152	P157	GD10248	P228	GD10981	P114	GD11453	P14
GD0914-152	P157	GD10254	P221	GD10981	P118	GD11458	P138
GD0914-198	P158	GD1026	P2	GD10984	P32	GD11474	P205

Part No.	Page	Part No.	Page	Part No.	Page	Part No.	Page
GD11474	P208	GD12550	P168	GD13606	P109	GD15747	P18
GD11490	P138	GD1256	P159	GD13607	P109	GD15785	P109
GD11528	P22	GD12561	P19	GD13608	P109	GD15787	P109
GD11554	P222	GD12561	P19	GD13609	P109	GD15789	P48
GD11556	P222	GD12561	P96	GD13610	P109	GD15790	P48
GD1162	P256	GD12564	P165	GD13611	P109	GD15792-02	P58
GD1166	P224	GD12567	P129	GD1364	P162	GD15792-02	P60
GD11677	P34	GD12567	P134	GD13643	P170	GD15792-04	P62
GD11695	P137	GD12572	P165	GD13643	P172	GD15792-04	P64
GD11700	P190	GD12585	P116	GD13652-02	P137	GD15792-14	P62
GD11700	P228	GD12585	P118	GD13652-03	P137	GD15792-14	P64
GD11751	P130	GD12585	P137	GD13652-04	P137	GD15792-18	P58
GD11751	P132	GD12589	P166	GD13744	P224	GD15792-18	P60
GD11751	P165	GD12692	P122	GD14065	P16	GD15792-18	P62
GD11751	P165	GD12710	P202	GD14115	P137	GD15792-18	P64
GD11751	P167	GD12723	P202	GD14170	P42	GD15792-19	P58
GD11783	P130	GD12724	P202	GD14217	P8	GD15792-19	P60
GD11783	P132	GD12725	P202	GD14217	P108	GD15792-20	P58
GD11787	P22	GD12817	P42	GD14258	P152	GD15792-20	P62
GD11845	P2	GD12826	P42	GD14258	P152	GD15792-20	P64
GD11845	P12	GD12827	P42	GD14398	P34	GD15792-23	P58
GD11894	P128	GD12829	P42	GD14413	P158	GD15792-23	P62
GD11895	P128	GD13146	P176	GD14414	P158	GD15792-23	P64
GD11951	P166	GD13310	P176	GD14427	P158	GD15792-24	P62
GD11962	P2	GD13310	P200	GD14431	P158	GD15792-24	P64
GD11962	P10	GD13328	P224	GD14432	P158	GD15799	P66
GD11962	P28	GD13348	P173	GD14467	P26	GD15799	P66
GD11963-01	P208	GD13348	P174	GD14468	P26	GD15799	P68
GD11963-04	P4	GD13348	P176	GD14477	P26	GD15799	P68
GD11984	P167	GD13348	P201	GD14512	P142	GD15799	P68
GD11988	P169	GD13352	P134	GD14513	P142	GD15799	P66
GD11988	P169	GD13358	P202	GD14513	P144	GD15803	P43
GD11993	P204	GD13361	P2	GD14528	P178	GD15804	P43
GD11993	P204	GD13365	P173	GD14541	P26	GD15804	P46
GD11993	P204	GD13366	P174	GD14592	P26	GD15804	P74
GD11993	P208	GD13377	P108	GD14626	P58	GD15849-02	P43
GD11997	P169	GD13409	P138	GD14626	P60	GD15849-02	P46
GD11997	P169	GD13447	P180	GD14626	P62	GD15849-02	P74
GD12103	P168	GD13448	P170	GD14626	P64	GD15854	P66
GD12121	P172	GD13448	P172	GD14627	P62	GD15854	P66
GD12137	P172	GD13449	P170	GD14627	P64	GD15854	P68
GD12231	P168	GD13449	P172	GD14640	P43	GD15854	P68
GD12521	P165	GD13453	P170	GD14660	P152	GD15854	P70
GD12522	P165	GD13456	P172	GD1512	P256	GD15856-01	P64
GD12525	P165	GD13524-01	P142	GD1529	P134	GD15856-01	P66
GD12535	P116	GD13598	P109	GD1536	P134	GD15856-01	P68
GD12535	P118	GD13600	P109	GD15532	P236	GD15856-05	P62
GD12545	P116	GD13601	P109	GD15663	P26	GD15856-07	P62
GD12545	P118	GD13602	P109	GD15687	P184	GD15856-14	P64
GD12548	P168	GD13603	P109	GD15698	P22	GD15856-15	P64
GD1255	P146	GD13604	P109	GD15699	P24	GD15856-15	P66
GD1255	P159	GD13605	P108	GD15700	P26	GD15856-15	P68

Part No.	Page	Part No.	Page	Part No.	Page	Part No.	Page
GD15856-16	P66	GD16992	P48	GD18013	P208	GD19246-01	P48
GD15856-16	P68	GD17014	P2	GD18015	P149	GD19292	P34
GD15856-18	P62	GD17014	P98	GD18015	P150	GD19292	P42
GD15856-20	P64	GD1702	P244	GD18065	P222	GD19298	P184
GD15856-21	P64	GD17021	P26	GD18078	P154	GD19333	P22
GD15856-21	P66	GD17023	P137	GD18084	P154	GD19343	P158
GD15856-21	P68	GD17024	P50	GD18095	P26	GD19344	P158
GD15856-22	P64	GD17024	P56	GD18098	P26	GD19440	P186
GD15856-23	P64	GD17028	P26	GD18112	P153	GD19508	P86
GD15856-23	P66	GD17039	P202	GD18118	P205	GD19509	P96
GD15856-23	P68	GD17047	P26	GD18118	P208	GD19509	P98
GD15856-24	P64	GD17048	P26	GD18168	P205	GD19620	P92
GD15856-26	P62	GD17049	P26	GD18168	P208	GD19635	P86
GD15856-26	P66	GD17050	P26	GD18176	P210	GD19635	P88
GD15856-26	P68	GD17052	P58	GD18176	P212	GD19659-03	P84
GD15856-28	P66	GD17052	P60	GD18176	P214	GD19665	P86
GD15856-28	P68	GD17052	P62	GD18176	P218	GD19665	P88
GD15856-32	P62	GD17052	P64	GD18177	P210	GD19690-03	P90
GD15856-35	P66	GD17091	P55	GD18177	P212	GD19690-03	P92
GD15856-35	P68	GD17099	P26	GD18275	P152	GD19690-04	P90
GD15856-37	P62	GD17104	P26	GD18328	P118	GD19690-04	P92
GD15856-38	P66	GD17141	P154	GD18407	P206	GD19695	P86
GD15856-38	P66	GD17143	P154	GD18407	P212	GD19695	P88
GD15856-38	P68	GD17148	P155	GD18408	P206	GD19698	P86
GD15856-41	P66	GD17148	P184	GD18408	P212	GD19698	P88
GD15856-41	P66	GD17151-01	P149	GD1862	P242	GD19699	P86
GD15856-41	P68	GD17151-01	P149	GD18622	P70	GD19699	P88
GD15856-41	P68	GD17151-01	P150	GD18623	P70	GD19759	P208
GD15867-12	P66	GD17151-01	P150	GD18624	P70	GD19790	P22
GD15867-12	P68	GD17151-06	P149	GD18625	P70	GD19852	P86
GD15867-14	P66	GD17151-06	P150	GD18626	P70	GD19853	P88
GD15867-14	P68	GD17151-06	P152	GD18627	P70	GD19854	P86
GD15945	P46	GD17151-20	P43	GD18628	P70	GD19855	P88
GD15945	P74	GD17151-20	P46	GD18628	P208	GD19863	P86
GD15967	P202	GD17151-20	P74	GD18704	P22	GD19864	P86
GD15968	P202	GD17152	P26	GD18796	P149	GD19864	P88
GD16037	P190	GD17154	P154	GD18796	P150	GD19865	P86
GD16038	P190	GD17156	P154	GD18796	P152	GD19865	P88
GD16200	P167	GD17156	P154	GD18811	P186	GD19893	P90
GD16202	P167	GD17156	P155	GD18891	P5	GD19893	P92
GD16245	P2	GD17156	P184	GD18901	P154	GD19894	P90
GD16489	P148	GD17162	P26	GD18901	P155	GD19958	P90
GD16490	P148	GD17186	P26	GD18901	P208	GD19958	P92
GD16561	P98	GD17187	P26	GD19079	P155	GD19971	P100
GD16608	P48	GD1719	P157	GD19080	P154	GD19971	P102
GD16839	P48	GD17192	P18	GD19080	P184	GD19971	P104
GD16840	P48	GD1755	P24	GD19092	P4	GD19972	P100
GD16842	P70	GD17794	P4	GD19123	P185	GD19972	P102
GD16873	P190	GD18010	P149	GD19190	P184	GD19972	P103
GD16922	P50	GD18010	P150	GD19212	P161	GD20022	P90
GD16922	P56	GD18010	P152	GD19237	P154	GD20030	P90
GD16991	P48	GD18011	P4	GD19238	P154	GD20035	P90

Part No.	Page	Part No.	Page	Part No.	Page	Part No.	Page
GD20035	P92	GD21080	P86	GD24364	P148	GD29339	P96
GD20036	P90	GD21080	P88	GD24370	P236	GD2947	P32
GD20036	P92	GD21081	P90	GD24385-01	P92	GD2971-10	P28
GD20037	P90	GD21140	P90	GD24386	P92	GD2971-17	P222
GD20037	P92	GD2117	P256	GD24388	P92	GD2984	P256
GD20040	P90	GD21174	P90	GD24448	P134	GD3180-06	P122
GD20041	P88	GD21186	P88	GD24545	P2	GD3180-13	P122
GD20044	P154	GD21300	P46	GD2460	P33	GD3180-24	P130
GD20044	P155	GD21300	P74	GD24753	P92	GD3180-24	P132
GD20062	P124	GD21307	P108	GD24754	P92	GD3180-30	P4
GD20062	P126	GD21308	P90	GD24805	P26	GD3180-32	P100
GD20063	P124	GD21308	P92	GD24827	P242	GD3180-32	P104
GD20063	P126	GD21337	P8	GD24879-01	P92	GD3180-33	P154
GD20069	P124	GD21540	P162	GD24884	P54	GD3180-33	P155
GD20069	P126	GD21540	P164	GD24885	P54	GD3248	P162
GD20091	P124	GD2169	P84	GD25470	P187	GD3421	P110
GD20091	P126	GD2199	P122	GD25522	P75	GD3421	P112
GD20113	P124	GD2199	P245	GD25522	P76	GD3547	P244
GD20113	P126	GD22965	P201	GD2558	P124	GD3612	P2
GD20114	P68	GD22968	P216	GD2558	P126	GD3623	P242
GD20114	P124	GD22974	P216	GD2558	P140	GD3860	P200
GD20115	P124	GD22975	P216	GD2558	P145	GD3951	P242
GD20115	P126	GD23716	P148	GD2558	P157	GD4014	P108
GD20119	P124	GD23717	P148	GD2558	P222	GD4086	P76
GD20119	P126	GD23718	P148	GD2558	P224	GD4086	P192
GD20145	P88	GD23726	P240	GD2597	P162	GD4086	P196
GD20173	P126	GD23729	P240	GD2597	P164	GD4700	P140
GD20174	P124	GD23730	P240	GD26144	P154	GD4701	P140
GD20174	P126	GD23768	P66	GD26145	P68	GD5506	P110
GD20194	P84	GD23768	P68	GD26145	P124	GD5506	P112
GD20195	P84	GD23768	P124	GD26147	P68	GD5625	P68
GD20196	P84	GD23768	P124	GD26264	P94	GD5625	P124
GD20248	P90	GD23773	P10	GD26419	P22	GD5752	P222
GD20252	P100	GD23774	P10	GD26577	P202	GD5753	P222
GD20252	P104	GD23995	P4	GD26793	P40	GD5835	P157
GD20270	P100	GD24082	P134	GD2681	P224	GD5857	P38
GD20270	P104	GD24088	P66	GD26965	P148	GD5857	P100
GD20275	P84	GD24088	P68	GD2721	P105	GD5857	P104
GD20282	P94	GD24126	P8	GD2721	P161	GD5857	P124
GD20286	P105	GD24147	P124	GD27235	P165	GD5857	P126
GD20356	P100	GD2423	P32	GD27235	P165	GD5857	P136
GD20356	P104	GD24297	P68	GD27235	P167	GD5857	P146
GD20595	P68	GD24297	P124	GD27235	P169	GD5857	P157
GD20595	P124	GD24299	P68	GD27235	P169	GD5857	P222
GD20922	P90	GD24299	P124	GD27236	P168	GD5857	P236
GD20922	P92	GD24305	P66	GD27237	P170	GD5875	P161
GD20923	P90	GD24305	P68	GD27237	P172	GD6291	P201
GD20923	P92	GD24352	P8	GD27607	P90	GD6291	P204
GD20988	P166	GD24353	P148	GD27607	P92	GD6291	P208
GD20989	P166	GD24354	P148	GD2829	P43	GD6551	P157
GD20991	P166	GD24356	P240	GD2829	P200	GD6775	P140
GD21000	P113	GD24362	P208	GD28390	P2	GD6825-11.25	P222

Part No.	Page	Part No.	Page	Part No.	Page	Part No.	Page
GD6989	P140	GD9120	P16	GD9720	P38	GR0883	P228
GD7127	P157	GD9254	P34	GD9724	P38	GR0911	P124
GD7148	P29	GD9254	P42	GD9724	P40	GR0911	P126
GD7258	P29	GD9349	P108	GD9724	P42	GR0911	P146
GD7318	P2	GD9361	P122	GD9726	P122	GR0911	P146
GD7318	P10	GD9362	P113	GD9727	P122	GR0911	P221
GD7318	P176	GD9366	P113	GD9896	P201	GR0912	P124
GD7426	P157	GD9367	P113	GD9964	P161	GR0912	P126
GD7426	P236	GD9462	P122	GM0233-01	P261	GR0912	P136
GD7803	P34	GD9463	P122	GM0233-02	P261	GR0912	P140
GD7803	P42	GD9464-01	P108	GR0146	P260	GR0912	P146
GD7804	P34	GD9465	P114	GR0146MPP	P260	GR0912	P146
GD7804	P42	GD9465	P118	GR0150	P162	GR0912	P157
GD7817-01	P36	GD9467	P114	GR0150	P164	GR0912	P221
GD7817-04	P36	GD9468	P114	GR0151	P162	GR0912	P236
GD7817-05	P224	GD9468	P118	GR0151	P164	GR1015	P228
GD7822	P157	GD9482	P136	GR0155	P260	GR1016	P228
GD7823	P36	GD9498	P114	GR0155MPP	P260	GR1017	P228
GD7831	P224	GD9498	P118	GR0190	P225	GR1018	P228
GD7867	P142	GD9499	P120	GR0193	P108	GR1019	P228
GD7867	P144	GD9508	P134	GR0195	P225	GR1034	P181
GD7867	P156	GD9509	P129	GR0196	P29	GR1035	P181
GD7878	P24	GD9509	P134	GR0196	P124	GR1037	P44
GD7889	P36	GD9511	P120	GR0196	P126	GR1037	P108
GD7889	P221	GD9514	P137	GR0196	P2	GR1037	P116
GD7890	P36	GD9515	P137	GR0196	P98	GR1037	P120
GD7907	P244	GD9516	P122	GR0200	P225	GR1037	P120
GD8066-02	P173	GD9529	P182	GR0201	P124	GR1037	P120
GD8066-03	P174	GD9529	P182	GR0201	P126	GR1037	P122
GD8188	P50	GD9529	P182	GR0204	P225	GR1037	P136
GD8188	P56	GD9529	P182	GR0257	P134	GR1037	P161
GD8218	P120	GD9530	P182	GR0267	P225	GR1037	P168
GD8237	P24	GD9530	P182	GR0270	P138	GR1037	P173
GD8249	P8	GD9530	P182	GR0322	P134	GR1037	P173
GD8306	P84	GD9530	P182	GR0434	P138	GR1037	P173
GD8306	P100	GD9531	P173	GR0508	P242	GR1037	P174
GD8307	P36	GD9533	P176	GR0513	P242	GR1037	P174
GD8460	P16	GD9535	P177	GR0586	P204	GR1037	P176
GD8532	P134	GD9536	P174	GR0594	P204	GR1037	P176
GD8739	P200	GD9537	P179	GR0594	P208	GR1037	P177
GD8740	P200	GD9542-03	P112	GR0664	P22	GR1037	P177
GD8741	P200	GD9542-04	P112	GR0717	P108	GR1037	P181
GD8751	P204	GD9542-05	P100	GR0761	P182	GR1037	P181
GD8751	P208	GD9542-05	P104	GR0763	P182	GR1037	P185
GD8770	P204	GD9566-01	P130	GR0764	P182	GR1037	P192
GD8770	P208	GD9566-01	P132	GR0764	P183	GR1037	P196
GD8771	P204	GD9622	P162	GR0764	P183	GR1037	P198
GD8771	P208	GD9667	P142	GR0764	P183	GR1037	P172
GD8778	P24	GD9671	P142	GR0764	P183	GR1037	P178
GD8839	P244	GD9671	P144	GR0880	P228	GR1037	P179
GD8893-07	P70	GD9672	P144	GR0881	P228	GR1037	P179
GD8893-10	P70	GD9715	P38	GR0882	P228	GR1037	P185

Part No.	Page	Part No.	Page	Part No.	Page	Part No.	Page
GR1037	P196	GR1292	P200	GR1533	P233	GR1813	P5
GR1037	P196	GR1303	P142	GR1535	P233	GR1818	P5
GR1037	P198	GR1303	P144	GR1540	P233	GR1819	P5
GR1037	P198	GR1304	P142	GR1541	P233	GR1828	P260
GR1045	P176	GR1304	P144	GR1542	P233	GR1829	P5
GR1045	P177	GR1305	P142	GR1543	P230	GR1830	P5
GR1045	P187	GR1305	P144	GR1543	P232	GR1831	P5
GR1045	P188	GR1306	P142	GR1543	P233	GR1834	P55
GR1045	P190	GR1306	P144	GR1544	P233	GR1835	P206
GR1045	P190	GR1321	P182	GR1545	P233	GR1835	P212
GR1045	P185	GR1322	P182	GR1546	P165	GR1836	P206
GR1045	P190	GR1363	P152	GR1569	P22	GR1836	P212
GR1047	P181	GR1363	P200	GR1570MPP	P260	GR1838	P206
GR1104	P230	GR1364	P200	GR1574	P233	GR1838	P212
GR1104	P232	GR1389	P230	GR1599	P170	GR1839	P206
GR1112	P230	GR1414	P205	GR1599	P172	GR1839	P212
GR1112	P232	GR1414	P208	GR1635	P173	GR1842MPP	P260
GR1116	P230	GR1415	P205	GR1635	P174	GR1843	P149
GR1116	P232	GR1415	P208	GR1635	P176	GR1843	P150
GR1118	P230	GR1455	P181	GR1734	P188	GR1846	P186
GR1118	P232	GR1456	P181	GR1736	P43	GR1848	P22
GR1120	P230	GR1457	P181	GR1736	P46	GR1894	P5
GR1120	P232	GR1458	P181	GR1736	P74	GR1895	P5
GR1122	P222	GR1464	P161	GR1740	P167	GR1896	P5
GR1123	P230	GR1465	P170	GR1762	P204	GR1897	P22
GR1123	P232	GR1465	P180	GR1777	P43	GR1898	P5
GR1124	P230	GR1465	P181	GR1777	P46	GR1913	P184
GR1124	P232	GR1465	P172	GR1777	P74	GR1914	P184
GR1134	P230	GR1466	P176	GR1777	P84	GR1916	P206
GR1134	P232	GR1466	P176	GR1778	P154	GR1916	P212
GR1146	P224	GR1466	P180	GR1783	P154	GR1919	P242
GR1146	P232	GR1466	P187	GR1787	P71	GR1921	P154
GR1169	P165	GR1466	P190	GR1790	P148	GR1939	P186
GR1203	P200	GR1466	P190	GR1795	P230	GR1941	P242
GR1204	P200	GR1466	P54	GR1796	P232	GR1943	P153
GR1204	P200	GR1466	P54	GR1797	P230	GR1946	P71
GR1205	P200	GR1466	P186	GR1798	P232	GR1947	P78
GR1206	P200	GR1466	P187	GR1799	P230	GR1947	P80
GR1206	P200	GR1466	P190	GR1800	P232	GR1947	P82
GR1207	P200	GR1467	P48	GR1801	P230	GR1951	P154
GR1207	P200	GR1467	P71	GR1801	P232	GR1952	P154
GR1208	P200	GR1467	P188	GR1802	P230	GR1953	P154
GR1208	P200	GR1467	P188	GR1803	P232	GR1960	P46
GR1254	P180	GR1467	P190	GR1804	P230	GR1960	P74
GR1255	P180	GR1467	P190	GR1804	P232	GR1961	P46
GR1256	P180	GR1467	P54	GR1805	P230	GR1961	P74
GR1257	P180	GR1467	P54	GR1805	P232	GR1962	P166
GR1258	P180	GR1515	P183	GR1806	P230	GR1967	P46
GR1259	P180	GR1525	P169	GR1806	P232	GR1967	P74
GR1260	P180	GR1525	P169	GR1808	P230	GR1968	P46
GR1290	P201	GR1530	P165	GR1808	P232	GR1968	P74
GR1292	P152	GR1532	P168	GR1809	P153	GR1969	P46

Part No.	Page	Part No.	Page	Part No.	Page	Part No.	Page
GR1969	P74						
GR1970	P46						
GR1970	P74						
GR1971	P46						
GR1971	P74						
GR1976	P46						
GR1976	P74						
GR1977	P46						
GR1977	P74						
GR1978	P46						
GR1978	P74						
GR1979	P46						
GR1979	P74						
GR2000	P46						
GR2000	P74						
GR2003	P230						
GR2011	P232						
GR2041	P186						
GR2042	P182						
GR2067	P134						
GR2068	P134						
GR2069	P134						
GR2070	P134						
GR2071	P134						
GR2072	P134						
GR2073	P134						
GR2074	P134						
GR2075	P134						
GR2076	P134						
GR2077	P134						
GR2078	P134						
GR2079	P134						
GR2109	P46						
GR2109	P74						
GR2179	P74						
GR2180	P54						
GR2181	P54						
GR2185	P230						