

# MODEL 3660 TWIN-LINE PLANTER PARTS MANUAL

**M0217-02**

**Rev. 6/14**

This manual applies to:            Model: 3660 Twin-Line Planters (2009 production to 2014 production)

Record the model number and serial number of your planter along with date purchased:

Serial Number \_\_\_\_\_

Date Purchased \_\_\_\_\_

Information in this manual was current at time of printing. However, due to Kinze's ongoing product improvement, production changes may cause your machine to appear slightly different in detail. Kinze Manufacturing, Inc. reserves the right to change specifications or design without notice and without incurring obligation to install the same on machines previously manufactured.

Right hand (R.H.) and left hand (L.H.), as used throughout this manual, are determined by facing in the direction the machine will travel when in use, unless otherwise stated.

**ROW UNIT**

Shank Assembly, Seed Tube, and Depth Adjustment . . . . P1  
 Pneumatic Down Pressure Package Option . . . . . P3  
 Air Clutch, Pull Row Unit . . . . . P5  
 Parallel Arms, Mounting Support Plate, and Quick Adjustable Down Forces Springs Option. . . . . P7  
 Ag Leader Electric Clutch . . . . . P9  
 15" Seed Opener Disc Blade/Bearing Assembly and Scrapers . . . . . P11  
 Gauge Wheels . . . . . P13  
 Covering Discs/Single Press Wheel. . . . . P15  
 "V" Closing Wheels . . . . . P17  
 Drag Closing Attachment. . . . . P19  
 Row Unit Light Mount Bracket and Extension . . . . . P20  
 Hopper Support and Meter Drive. . . . . P21  
 Seed Hopper and Lid. . . . . P23  
 Finger Pickup Seed Meter . . . . . P25  
 Brush-Type Seed Meter . . . . . P27  
 EdgeVac Seed Meter . . . . . P29  
 Granular Chemical Hopper and Hopper Panel Extension . . . . P31  
 Granular Chemical Meter and Meter Drive . . . . . P33  
 Granular Chemical Banding Options . . . . . P35  
 Spring Tooth Incorporator . . . . . P37  
 Row Unit Mounted No Till Coulter . . . . . P38  
 Row Unit Mounted Bed Leveler . . . . . P39  
 Row Unit Mounted Disc Furrower . . . . . P41  
 Row Unit Mounted Residue Wheel . . . . . P43  
 Coulter Mounted Residue Wheels . . . . . P45  
 Frame Mounted Coulter W/Residue Wheels . . . . . P47

**INTERPLANT**

Interplant Hydraulic Drive . . . . . P49  
 Interplant Push Row Unit Drive . . . . . P51  
 Interplant Push Row Unit Drive (Two-Section). . . . . P55  
 Interplant Push Row Unit. . . . . P59  
 Interplant Push Row Unit, Air Clutch . . . . . P63  
 Air Clutch, Interplant Push Row Unit . . . . . P64  
 Interplant Even Row Push Unit . . . . . P65

**EDGEVAC SYSTEM**

Digital Vacuum Gauge, Analog Vacuum Gauge, and Vacuum Fan Assembly. . . . . P67  
 Vacuum Fan Hydraulic Components . . . . . P69  
 Optional Flow Control Needle Valve Kit . . . . . P70  
 Vacuum Fan Hydraulic Motor Assembly . . . . . P70  
 Vacuum Fan Motor Valve Block Assembly (Located Below Vacuum Fan Motor Assembly). . . . . P71  
 EdgeVac Hoses . . . . . P72

EdgeVac Manifolds and Distribution Hoses. . . . . P73  
 PTO Assembly (Prior to 2013 Production). . . . . P75  
 PTO Assembly (2013 Production and On). . . . . P76  
 PTO Pump Oil Cooler (Planter Mounted) . . . . . P77  
 Planter Mounted PTO . . . . . P78  
 Tractor Mounted PTO. . . . . P81

**AIR SEED DELIVERY SYSTEM (ASD)**

ASD Fan Assembly (2010 Production and on) . . . . . P83  
 ASD Fan Hydraulic Components . . . . . P85  
 ASD Fan Hydraulic Components (EdgeVac) . . . . . P87  
 ASD Hoses, 12 Row . . . . . P89  
 ASD Hoses, 16 Row . . . . . P90  
 ASD Fan, Manifolds, and Distribution Hoses (Prior to 2010 Production). . . . . P91  
 ASD Manifolds and Distribution Hoses (2010 Production and on) . . . . . P93  
 ASD Entrainer Assembly, 12 Row . . . . . P95  
 ASD Entrainer Assembly, 16 Row . . . . . P97  
 ASD Tank Assembly (Prior to 2010 Production) . . . . . P99  
 ASD Tank Assembly (2010-2012 Production) . . . . . P101  
 ASD Tank Assembly (2013 Production and on). . . . . P103  
 ASD Scale Package. . . . . P105  
 ASD Mechanical Row Unit. . . . . P107  
 ASD EdgeVac Row Unit. . . . . P109  
 ASD Interplant Push Row Unit. . . . . P111  
 ASD Catwalk . . . . . P113

**BASE MACHINE**

Outer Hitch. . . . . P115  
 2-Point Hitch Option. . . . . P117  
 Safety Chain . . . . . P118  
 Inner Hitch, "Y". . . . . P119  
 Hose Take-up, 12 Row . . . . . P121  
 Hose Take-up, 16 Row . . . . . P123  
 Center Frame. . . . . P125  
 Hydraulic Drive. . . . . P127  
 Pull Row Unit Drive (Two-Section). . . . . P129  
 Point Row Clutch . . . . . P131  
 Airline Fittings and Hoses . . . . . P133  
 Pneumatic Down Pressure Control Console, Sending Unit, and Harnesses . . . . . P135  
 Air Compressor, Dual Solenoid Assembly, Tubing, and Fittings . . . . . P137  
 Two-Section Wiring Schematic . . . . . P140  
 Wing Frame, 12 Row . . . . . P141  
 Wing Frame, 16 Row . . . . . P143  
 Wing Frame Toolbox . . . . . P146

Center Pivot . . . . .	P147
Hose Spring Anchor . . . . .	P149
Axle Assembly . . . . .	P150
Transport Wheels/Rock Guards . . . . .	P151
Ground Drive Wheel . . . . .	P153
Row Marker Spindle/Hub/Blade . . . . .	P155
Row Marker Assembly . . . . .	P157
Row Marker Stand . . . . .	P160

## HYDRAULICS

Wing Down Pressure Cylinder . . . . .	P161
L.H. Wing Lock Up Cylinder . . . . .	P163
R.H. Wing Lock Up Cylinder . . . . .	P165
Rotation Cylinder . . . . .	P167
Wheel Lift Cylinder . . . . .	P168
Rockshaft Transport Lift Cylinder . . . . .	P169
Transport Lift Cylinder . . . . .	P171
Transport Catch Cylinder . . . . .	P173
Tongue Cylinder . . . . .	P175
Row Marker Cylinder . . . . .	P177
Tongue Lock Cylinder . . . . .	P178
Valve Block - Located on Hitch . . . . .	P179
Valve Blocks - Located on Rear Center Frame . . . . .	P181
Valve Block - Located on R.H. Rear Center Frame (Mechanical) . . . . .	P183
Valve Block - Located on R.H. Rear Center Frame (EdgeVac) . . . . .	P184
ASD Valve Block . . . . .	P185
Solenoid Valve . . . . .	P186
Flow Control Valve . . . . .	P187
Clutch Valve Assembly . . . . .	P188
Hydraulic Flow Control Block . . . . .	P189
Hydraulic Pump . . . . .	P190
Hydraulic Hoses and Fittings on Hitch . . . . .	P191
Hydraulic Hoses and Fittings on Planter Frame . . . . .	P193
Planter Mounted PTO Hydraulic Hoses and Fittings . . . . .	P195

## ELECTRONICS

Electrical Components . . . . .	P197
Miscellaneous Cobalt and Integra Parts . . . . .	P200
Kinze Cobalt Display (Prior to 2013 Production) . . . . .	P201
Kinze Vision Display (Prior to 2013 Production) . . . . .	P203
Planter Monitor Module (PMM) . . . . .	P207
ISOBUS Electric Clutch Package . . . . .	P209
Ag Leader Electric Clutch Package . . . . .	P211

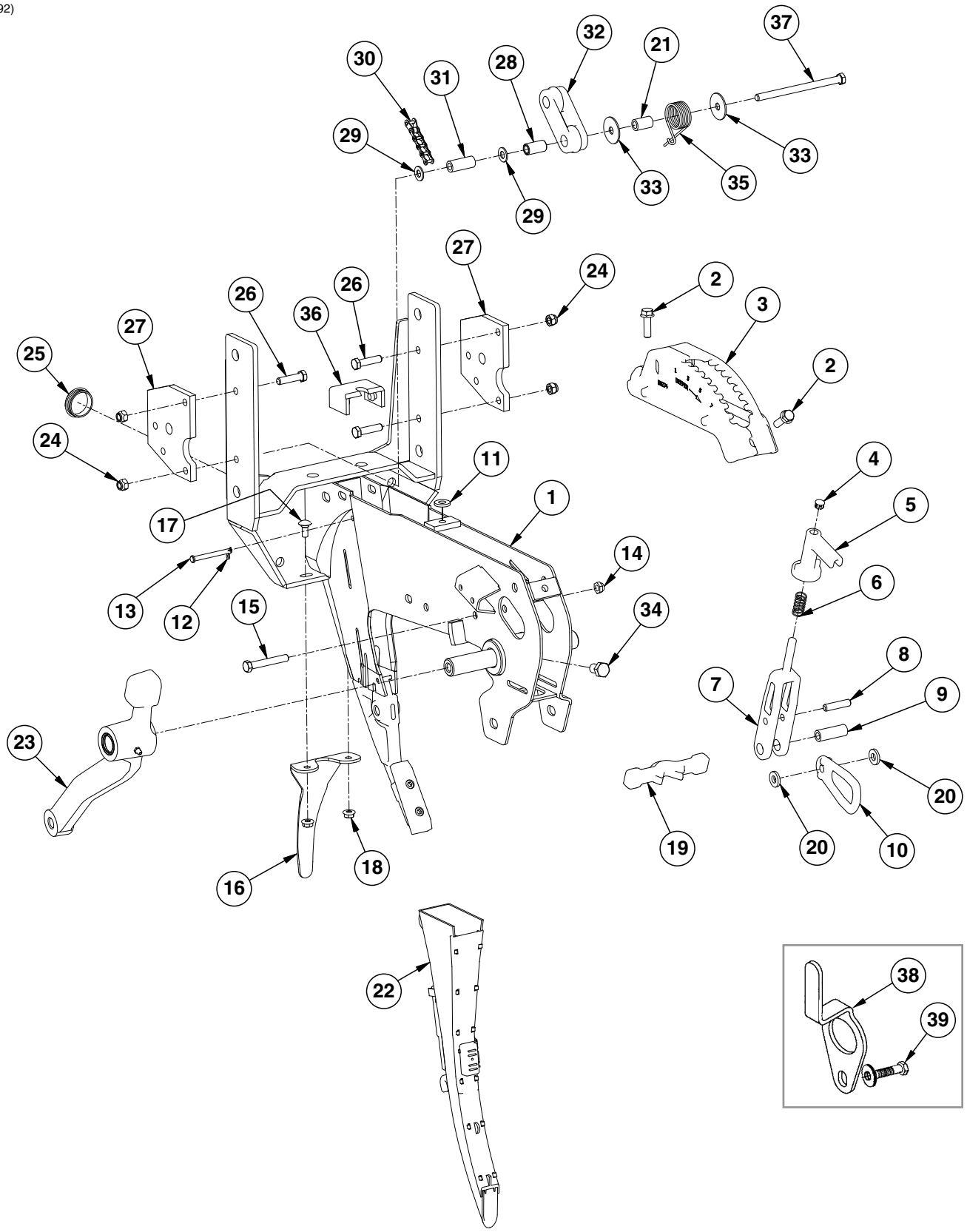
## FERTILIZER

HD Single Disc Fertilizer Opener (Soil Press Wheel) . . . . .	P215
HD Single Disc Fertilizer Opener (Blade and Drop Tube) . . . . .	P217
Notched Single Disc Fertilizer Opener . . . . .	P219
Residue Wheel Attachment for Notched Single Disc Fertilizer Opener . . . . .	P221
Depth/Gauge Wheel Attachment for Notched Single Disc Fertilizer Opener . . . . .	P223
Conventional Liquid Fertilizer Tanks, Saddle, Saddle Mounts, and Hoses . . . . .	P225
Liquid Fertilizer Piston Pump Mount and Ground Drive Wheel . . . . .	P229
Liquid Fertilizer Flow Divider Mount and Hoses . . . . .	P231
Liquid Fertilizer Piston Pump (Uses 18 Tooth Sprocket) . . . . .	P233
Liquid Fertilizer Piston Pump Flow Divider . . . . .	P235
Rear Trailer Hitch . . . . .	P237
Rear Trailer Hitch Steps (ASD) . . . . .	P239

## DECALS, PAINT, AND MISCELLANEOUS . . . . P240

## NUMERICAL INDEX . . . . . P258

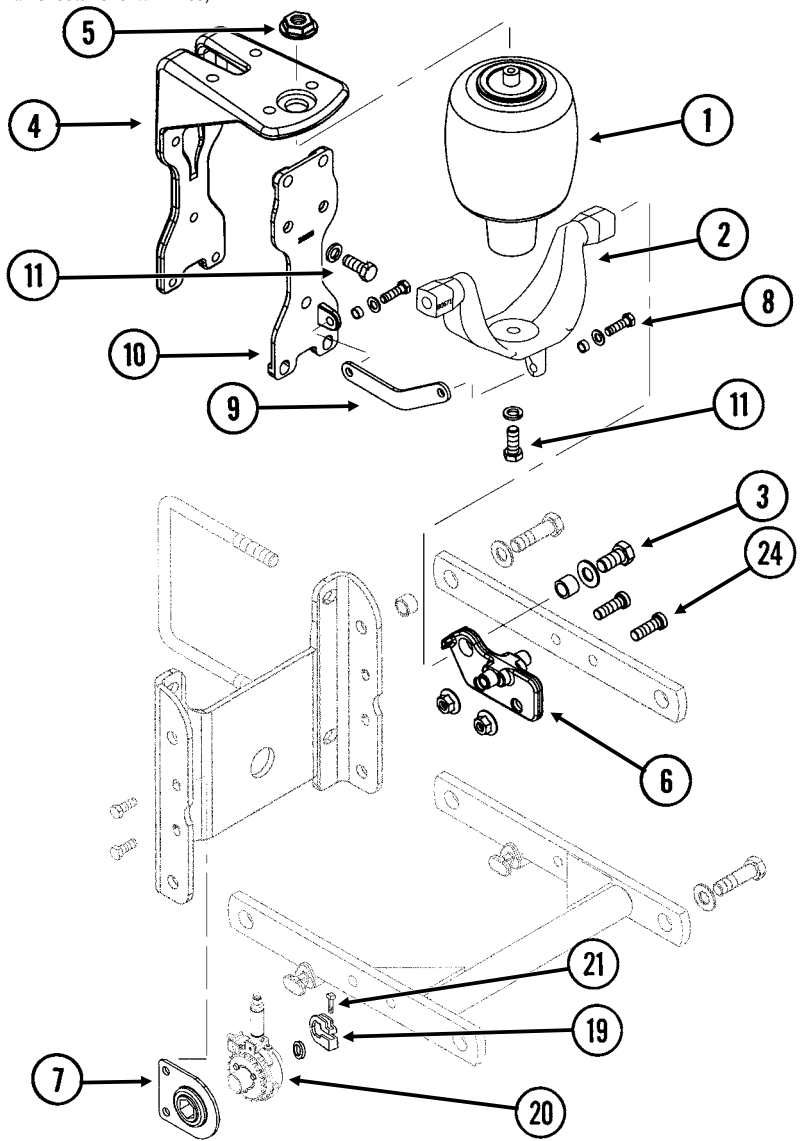
(IP1492)



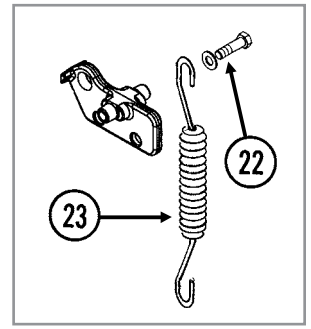
ITEM	PART NO.	QTY. (Per Row)	DESCRIPTION
1	GA10157	1	Shank W/Gauge Wheel Pivot Spindle And Set Screw
2	G11015	2	Hex Washer Head Cap Screw, 3/8"-16 x 1 1/4"
3	GB0274	1	Cover, Depth Adjustment
4	GD3612	1	Cap Plug
5	GB0266	1	Handle, Depth Adjustment
6	GD10993	1	Spring
7	GB0267	1	Lever, Depth Adjustment
8	GD13361	1	Pin, 3/8" x 1 2/3"
9	GD11259	1	Sleeve, 3/8" I.D. x 5/8" O.D. x 1 25/32" Long
10	GB0285	1	Collar, Depth Adjustment
11	G10207	1	Washer, 7/8" O.D. x 1 3/32" I.D. x .134" (If Applicable)
12	G10669	1	Hair Pin Clip, No. 22
13	G10551	1	Clevis Pin, 1/4" x 2 1/2"
14	G11591	1	Nylon Lock Nut, 3/8"-24, Grade C
15	G11592	1	Hex Head Cap Screw, 3/8"-24 x 2 3/4", Grade 8
16	GD28390	1	Shield
17	G10312	2	Carriage Bolt, 5/16"-18 x 3/4"
18	G10620	2	Serrated Flange Nut, 5/16"-18
19	GB0265	1	Pivot Link, Depth Adjustment
20	G10207	2	Washer, 7/8" O.D. x 1 3/32" I.D. x .134"
21	GD7318	1	Sleeve, 1" Long
22	GA15287	1	<a href="#">See "Planter Monitor Module (PMM)" on page P207</a>
23	GA7975	1	<a href="#">See "Gauge Wheels" on page P13</a>
24	G10108	4	Lock Nut, 3/8"-16
25	GD11845	1	Dust Cap
26	G10003	3	Hex Head Cap Screw, 3/8"-16 x 1 1/2"
27	GD24545	2	Stop
28	GD1026	1	Sleeve, 1 3/16" Long
29	G11387	2	Flat Washer, 3/8" SAE
30	G3303-98	-	Chain, No. 41, 98 Pitch Including Connector Link (Mechanical)
	G3303-108	-	Chain, No. 41, 108 Pitch Including Connector Link (EdgeVac)
	G3303-16	-	Chain, No. 41, 16 Pitch Including Connector Link (Used W/Row Unit Extension Brackets)
	G3303-114	-	Chain, No. 41, 114 Pitch Including Connector Link (Mechanical - 4 Center Rows Only)
	G3303-124	-	Chain, No. 41, 124 Pitch Including Connector Link (EdgeVac - 4 Center Rows Only)
	GR0196	-	Connector Link, No. 41
31	GD23773	1	Chain Idler Spacer
32	GD11962	1	Idler
33	G10201	2	Special Washer, 3/8" x 1 1/2" O.D.
34	G10438	1	Hex Head Cap Screw, 1/2"-13 x 3/4"
35	GD1065	1	Idler Spring
36	GD16245	1	Sun Shade (Rubber)
37	G10687	1	Hex Head Cap Screw, 3/8"-16 x 5 1/2"
38	GD17014	1	Hose Guide
39	G10047	1	Hex Head Cap Screw, 3/8"-16 x 1 3/4"
	G11387	2-3	Flat Washer, 3/8" SAE
	G10108	1	Lock Nut, 3/8"-16

(RU157c/RU159a/RU157d/A12405)

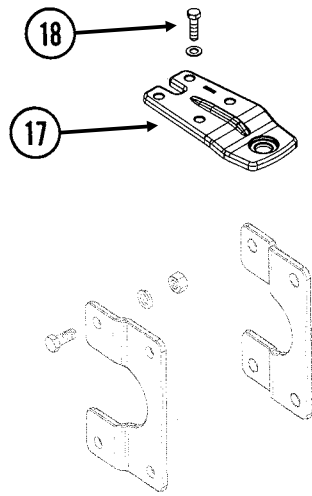
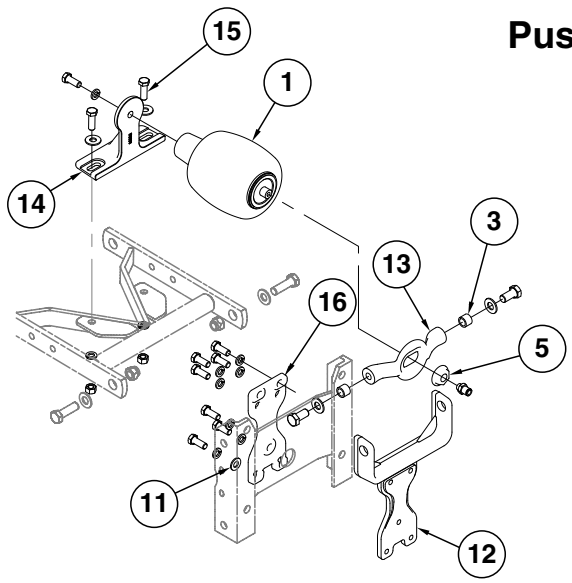
### Pull Row Unit Shown



NOTE: Items that are not referenced on this page may be referenced on [page P7](#).

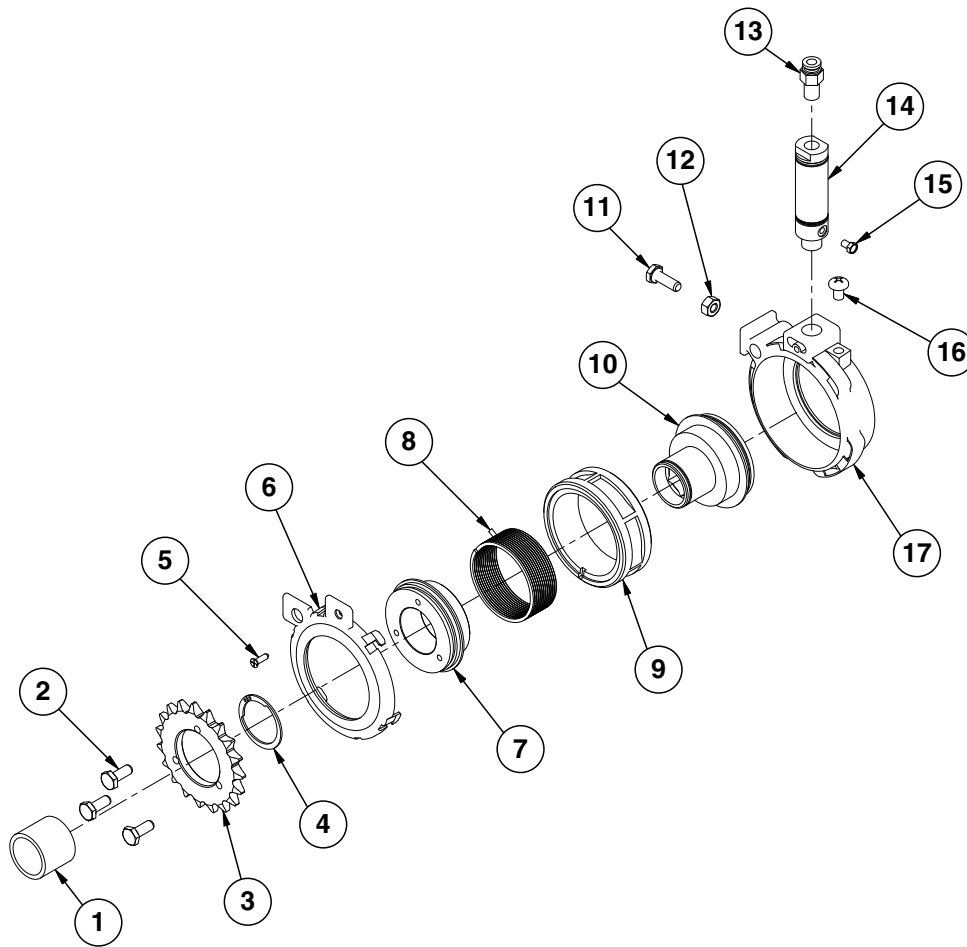


### Push Row Unit Shown



ITEM	PART NO.	QTY. (Per Row)	DESCRIPTION
1	GA11982	1	Air Spring Assembly
	G10037	1	Hex Head Cap Screw, 1/2"-13 x 1 1/4"
	G10228	1	Lock Washer, 1/2"
2	GD23995	1	Saddle
3	G11018	2	Hex Head Cap Screw, 5/8"-18 x 1 1/4"
	G11391	2	Flat Washer, 5/8" SAE
	GD3180-30	2	Sleeve, 7/8" O.D. x 5/8" I.D. x 2 1/32"
4	GB0396	1	Head Mount
5	GB0397	1	Shoulder Nut, 3/4"-16
	GD19092	-	Connector, 3/8" x 1/8" NPT
	GD18011	-	Elbow, 3/8" x 1/8" NPT Extended (used on outer push units)
6	GB0395	2	Bracket
7	GA2180	-	Hanger Bearing, 7/8" Hex Bore
8	G10004	2	Hex Head Cap Screw, 3/8"-16 x 1 1/4"
	G11387	2	Flat Washer, 3/8" SAE
	GD11963-04	2	Spacer, 1/4"
	G10108	2	Lock Nut, 3/8"-16
9	GD17794	1	Link (not applicable with row unit extension brackets)
10	GB0393	1	Plate
11	G10037	7	Hex Head Cap Screw, 1/2"-13 x 1 1/4"
	G11389	2	Flat Washer, 1/2" SAE (Lower Two Holes Only)
	G10228	7	Lock Washer, 1/2"
12	GB0390	1	Yoke Mount
13	GB0392	1	Yoke
14	GB0391	1	Mount
15	G10017	2	Hex Head Cap Screw, 1/2"-13 x 1 1/2"
	G11389	2	Flat Washer, 1/2" SAE
	G10228	2	Lock Washer, 1/2"
	G10102	2	Hex Nut, 1/2"-13
16	GB0389	1	Plate
17	GB0398	1	Extension
18	G10039	4	Hex Head Cap Screw, 1/2"-13 x 1 3/4"
	G11389	4	Flat Washer, 1/2" SAE
	G10111	4	Lock Nut, 1/2"-13
19	GD11045	-	Lock Clamp
20	---	-	<a href="#">See "Air Clutch, Pull Row Unit" on page P5</a>
21	G10130	-	Square Head Machine Bolt, 5/16"-18 x 1 3/4"
	G10923	-	Flange Nut, 5/16"-18, No Serration
22	G10438	2	Hex Head Cap Screw, 1/2"-13 x 3/4"
	G11389		Flat Washer, 1/2" SAE
23	---	-	<a href="#">See "Parallel Arms, Mounting Support Plate, and Quick Adjustable Down Forces Springs Option" on page P7</a>
24	G11220	-	Hex Socket Cap Screw, 1/2"-13 x 1 1/2"
	G10071	-	Serrated Flange Nut, 1/2"-13

(IP1265)

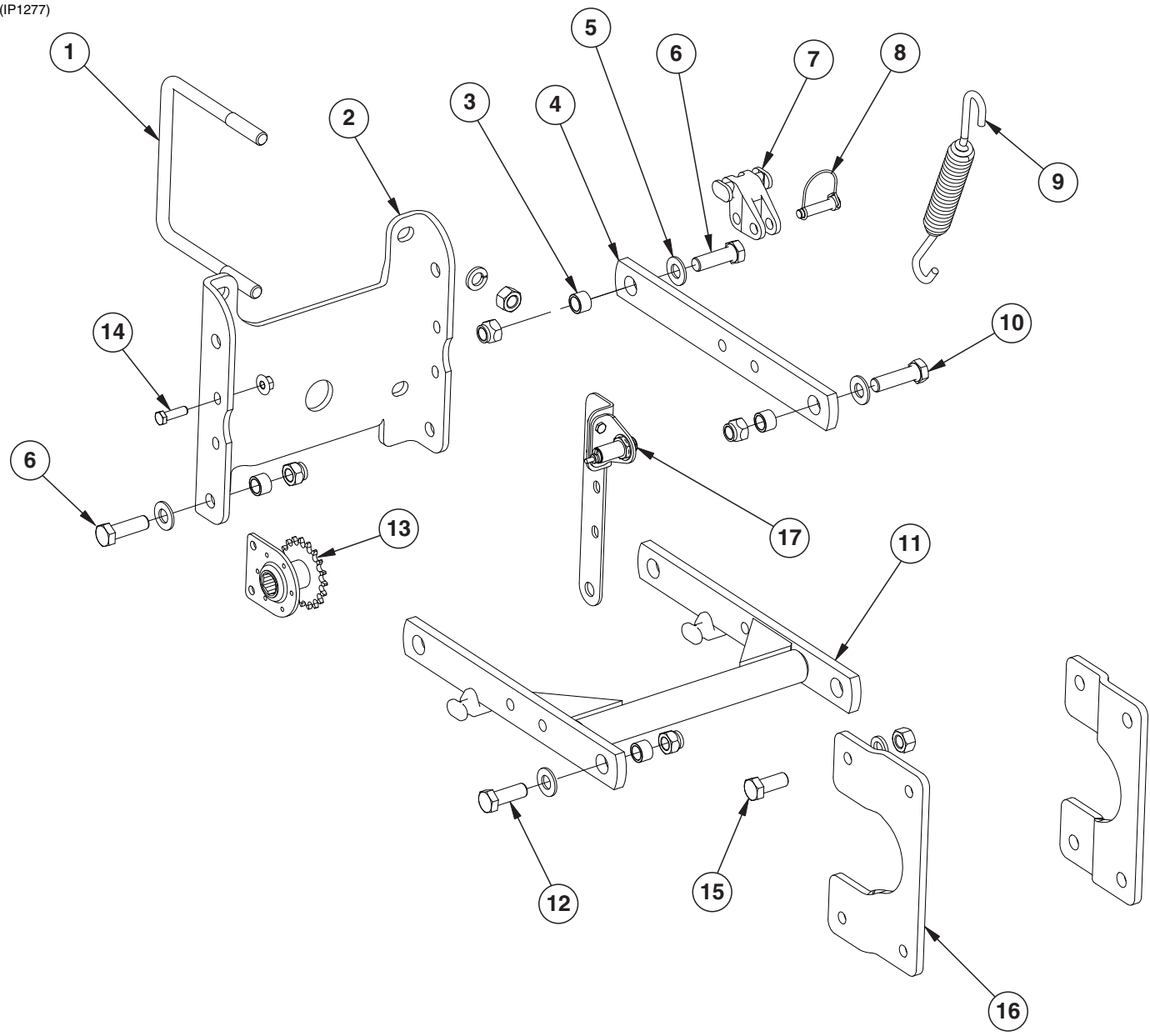


ITEM	PART NO.	QTY. (Per Row)	DESCRIPTION
1	GD18891	1	Spacer, 1 1/4" O.D. x 1"
2	G11239	3	Hex Head Cap Screw, 10-32 x 1/2"
3	GR1831	1	Sprocket, 19 Tooth
4	G11295	1	Retaining Ring
5	G11243	1	Slotted Flat Head Machine Screw, No. 8-32 x 1/2", Stainless Steel
6	GR1894	1	Air Housing Cover
7	GR1829	1	Sprocket Hub
8	GR1813	1	Clutch Spring
9	GR1818	1	Ratchet Gear
10	GR1830	1	Hex Bushing
11	G10023	1	Hex Head Cap Screw, 1/4"-20 x 3/4"
12	G10103	1	Hex Nut, 1/4"-20
13	GR1819	1	Push Connect, 1/8" NPT Male x 1/4"
14	GR1896	1	Air Cylinder (Includes Items 13 and 15)
15	GR1898	1	Filter
16	G11296	1	Pan Head Machine Screw, 1/4"-20 x 3/4" x 3/4"
17	GR1895	1	Air Clutch Housing
A	GA12405	-	Air Clutch Assembly, (Items 1-17)



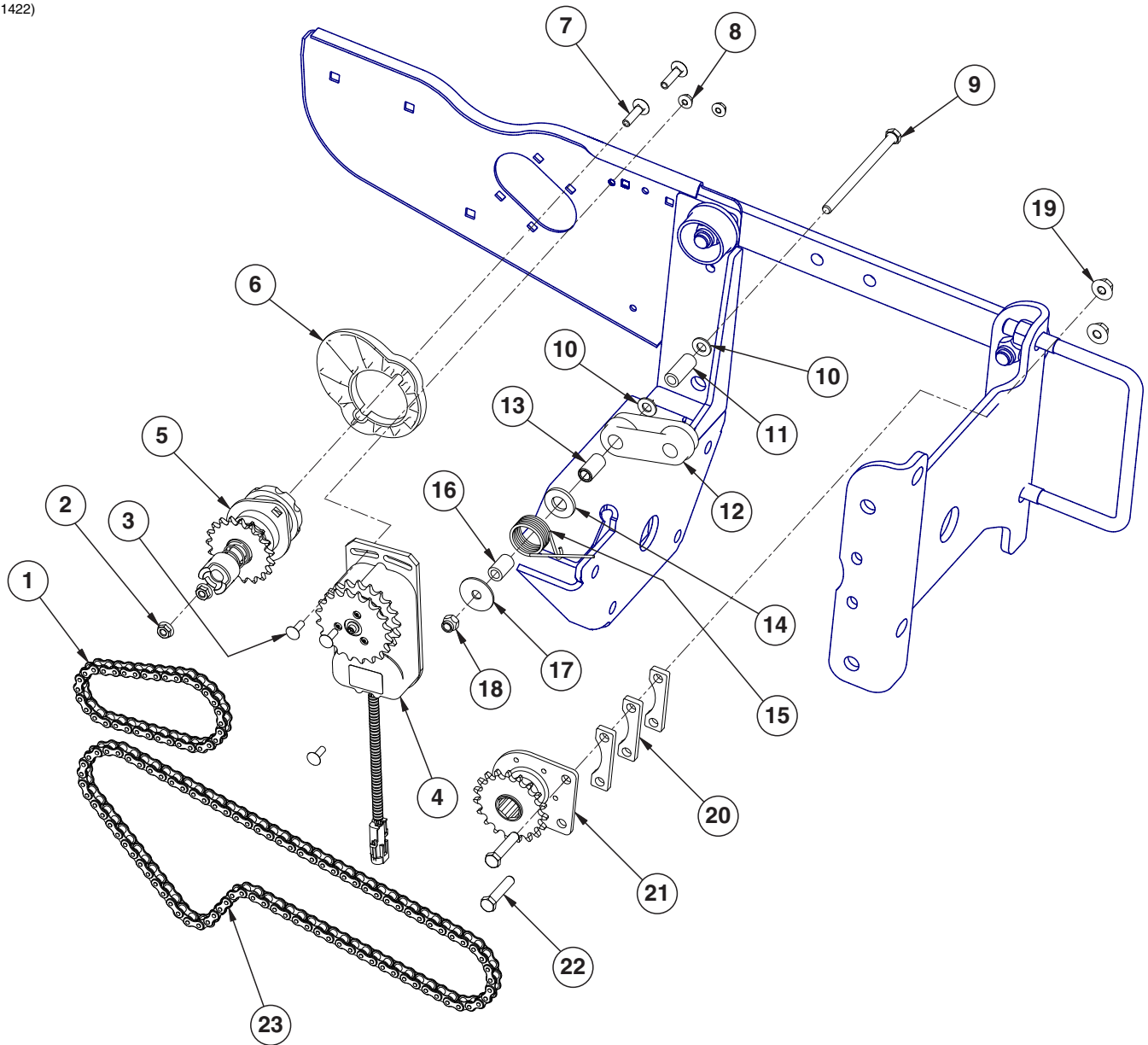
**This page left blank intentionally.**

(IP1277)



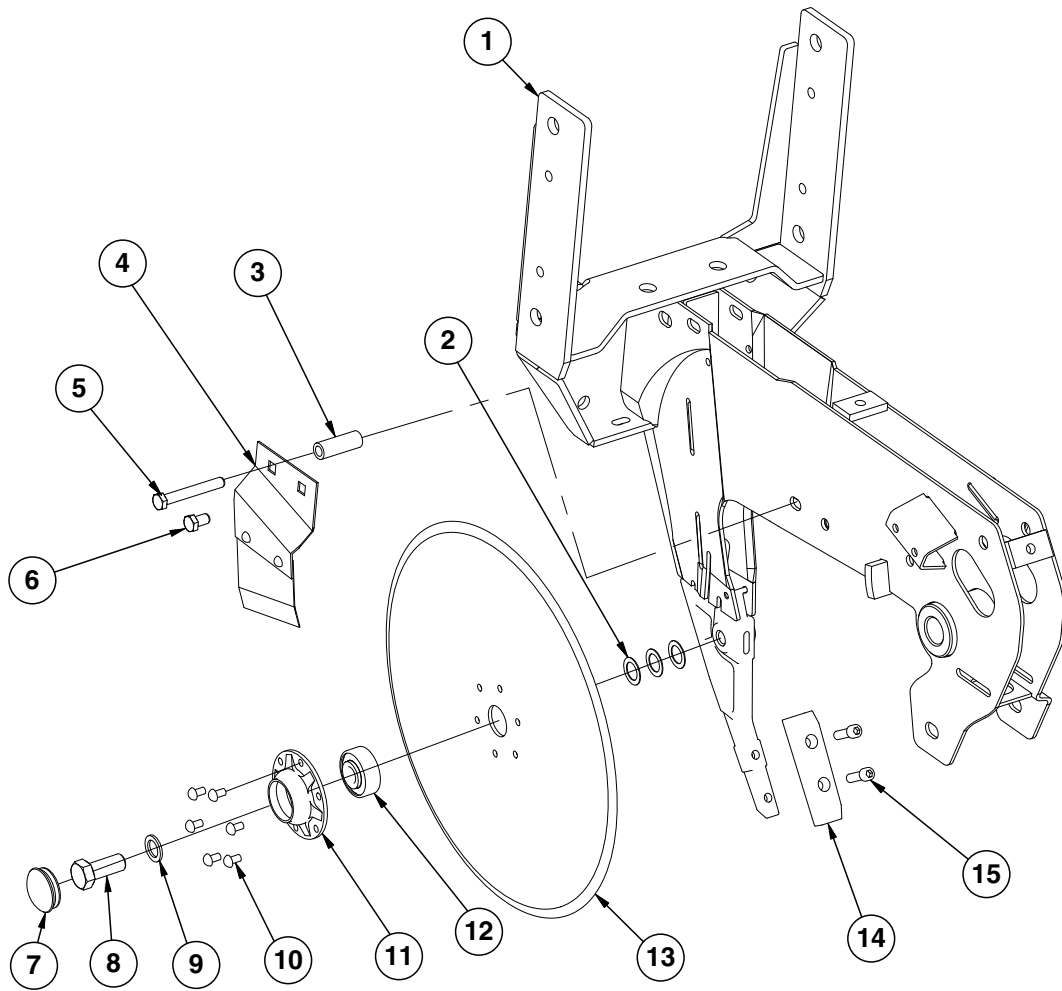
ITEM	PART NO.	QTY. (Per Row)	DESCRIPTION
1	GD1113	2	U-Bolt, 5" x 7" x 5/8"-11
	G10230	4	Lock Washer, 5/8"
	G10104	4	Hex Nut, 5/8"-11
2	GD10036	1	Mounting Support Plate
3	GB0218	8	Bushing, 2 1/32" I.D. x 7/8" O.D. x 1 9/32" Long
4	GD11422	2	Upper Parallel Arm
5	G11391	8	Flat Washer, 5/8" SAE
6	G10732	4	Hex Head Cap Screw, 5/8"-18 x 2"
	G11514	4	Lock Nut, 5/8"-18
7	GB0186	2	Spring Anchor
8	GD14217	2	Tab Lock Pin, 7/16" x 1 1/2"
9	GD8249	4	Standard Down Pressure Spring
	GD21337		Heavy Duty Down Pressure Spring
10	G10752	2	Hex Head Cap Screw, 5/8"-18 x 2 1/4"
	G11514	2	Lock Nut, 5/8"-18
11	GA5651	1	Lower Parallel Arm
12	G10751	2	Hex Head Cap Screw, 5/8"-18 x 1 3/4"
	G11514	2	Lock Nut, 5/8"-18
13	GA1720	1	Bearing/Sprocket, 7/8" Hex Bore
14	G10004	2	Hex Head Cap Screw, 3/8"-16 x 1 1/4"
	G11091	2	Serrated Flange Nut, 3/8"-16
15	G10007	4	Hex Head Cap Screw, 5/8"-11 x 1 1/2"
	G10230	4	Lock Washer, 5/8"
	G10104	4	Hex Nut, 5/8"-11
16	GB0366	2	Extension Bracket
17	GA16830	1	Sensor
	GA16868	1	Implement Switch Adapter Cable
	GD24352	1	Sensor Bracket
	GD24126	1	Implement Switch Bracket, Long
	G11491	2	Washer
	G10110	2	Lock Nut, 1/4"-20, Grade B
	G11385	2	Flat Washer, 1/4" SAE
	G10023	2	Hex Head Cap Screw, 1/4"-20 x 3/4"
A	G6325X	-	U-Bolt Package For 5" x 7" Toolbar, Includes: (2) GD1113, (4) G10230, (4) G10104
B	G1K528	-	Implement Switch Kit, Includes: (1)A16868, (1)A16829, and (1)IS826 (Replaces GA13593)

(IP1422)



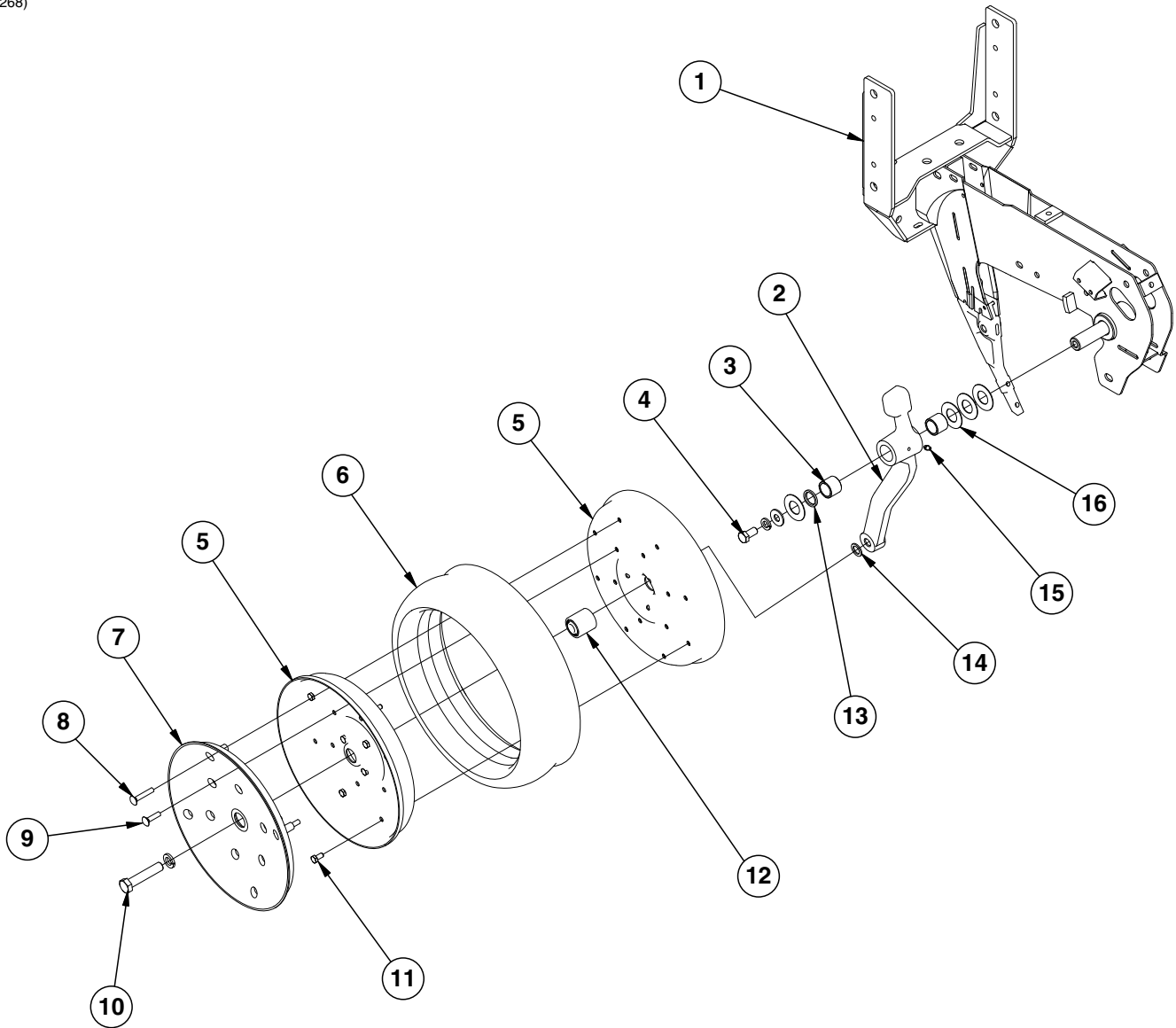
ITEM	PART NO.	QTY. (Per Row)	DESCRIPTION
1	G3303-34	1	Chain, No. 41, 34 Pitch Including Connector Link (Pull Row Unit)
	G3303-41	-	Chain, No. 41, 41 Pitch Including Connector Link (Push Row Unit)
2	G10620	2	Serrated Flange Nut, 5/16"-18
3	G10310	3	Carriage Bolt, 1/4"-20 x 3/4", Grade 2
4	GA16374	1	Electric Clutch
5	GA10151	1	Meter Drive Assembly Complete, 11/19 Tooth
6	GB0331	1	Clutch Adapter Plate
7	G10338	2	Carriage Bolt, 5/16"-18 x 1 1/4"
8	G10621	3	Serrated Flange Nut, 1/4"-20
9	G10687	1	Hex Head Cap Screw, 3/8"-16 x 5 1/2"
10	G11387	2	Flat Washer, 3/8" SAE
11	GD23773	1	Chain Idler Spacer
12	GD11962	1	Idler
13	GD1026	1	Sleeve, 1 3/16" Long
14	G11391	1	Flat Washer, 5/8" SAE
15	GD1065	1	Idler Spring
16	GD7318	1	Sleeve, 1" Long
17	G10201	1	Special Washer, 3/8" x 1 1/2" O.D.
18	G10901	1	Lock Nut, 3/8"-16
19	G11091	3	Serrated Flange Nut, 3/8"-16
20	GD23774	3	Spacer
21	GA1720	1	Bearing/Sprocket, 7/8" Hex Bore
22	G10047	2	Hex Head Cap Screw, 3/8"-16 x 1 3/4"
23	G3303-88	1	Chain, No. 41, 88 Pitch Including Connector Link (Pull Row Unit)
	G3303-78	-	Chain, No. 41, 78 Pitch Including Connector Link (Push Row Unit)

(IP1272)



ITEM	PART NO.	QTY. (Per Row)	DESCRIPTION
1	---	-	<a href="#">See "Shank Assembly, Seed Tube, and Depth Adjustment" on page P1</a>
2	G10213	-	Machine Bushing, 5/8" (.030" Thick)(As Required)
3	GD11259	1	Sleeve, 3/8" I.D. x 5/8" O.D. x 1 <sup>25</sup> / <sub>32</sub> " Long
4	GA2012R GA2012L	1 -	Disc Scraper, R.H. Disc Scraper, L.H. (Shown)
5	G10325 G10622	1 1	Hex Head Cap Screw, 3/8"-16 x 2 <sup>3</sup> / <sub>4</sub> " Serrated Flange Nut, 3/8"-16
6	G10328 G10622	2 1	Hex Head Cap Screw, 3/8"-16 x 5/8" Serrated Flange Nut, 3/8"-16
7	GD11845	2	Dust Cap
8	GD11017	1	Special Hex Head Cap Screw, 5/8"-11 x 1 <sup>1</sup> / <sub>2</sub> ", L.H. Threads
9	G10204	2	Special Machine Bushing, 5/8" x 1" O.D.
10	G10427	12	Rivet, 1/4" x 1/2"
11	GD10473	2	Bearing Housing
12	GA2014	2	Bearing
13	GD11306	2	Disc Blade, 3.5 mm x 15"
14	GB0301	1	Seed Tube Guard/Inner Scraper
15	G10912	2	Hex Socket Head Cap Screw, 5/16"-18 x 1", Grade 8
A	GA8324	-	Disc Blade/Bearing Assembly, Less Dust Cap (Items 10-13)

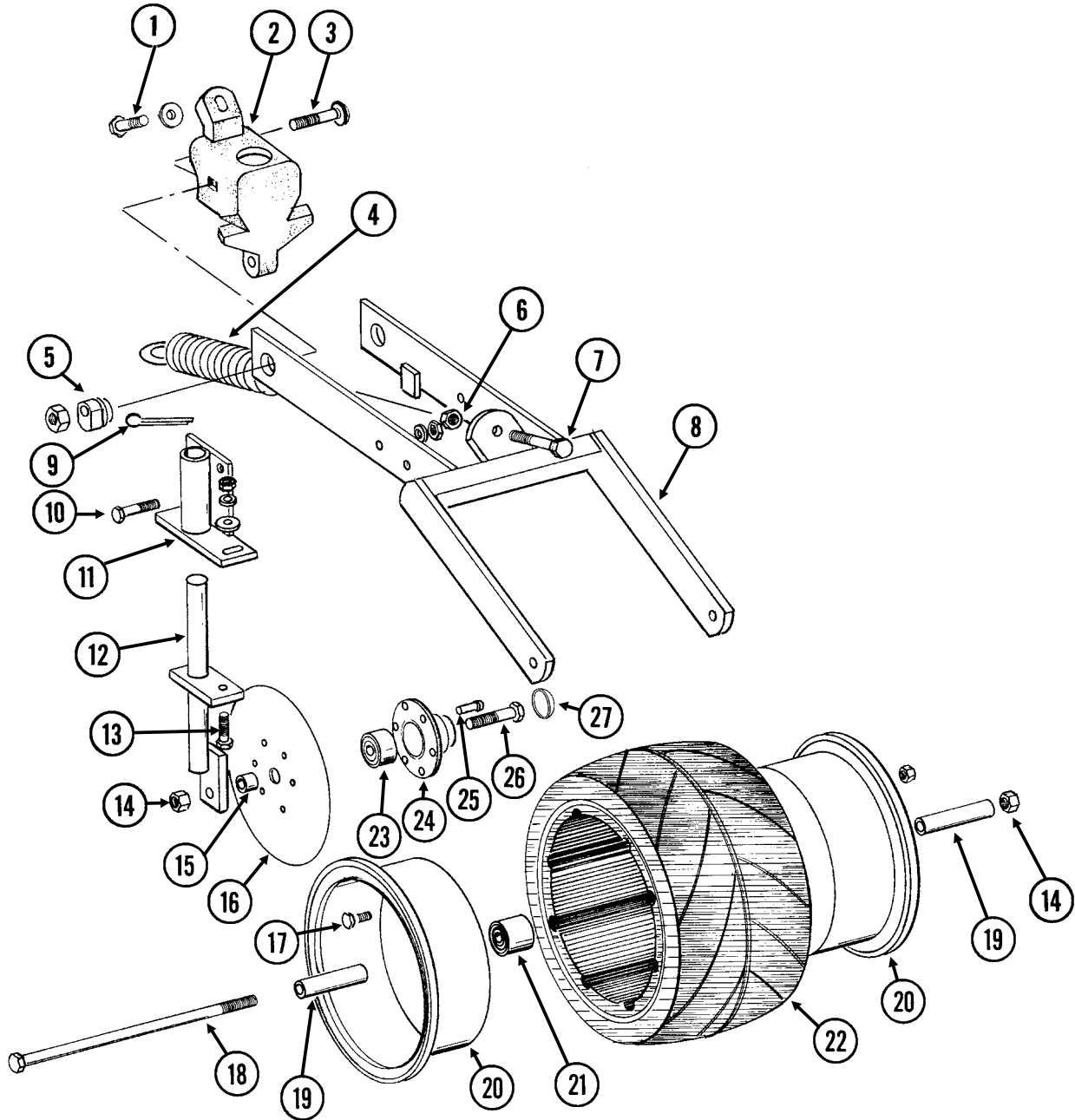
(IP1268)





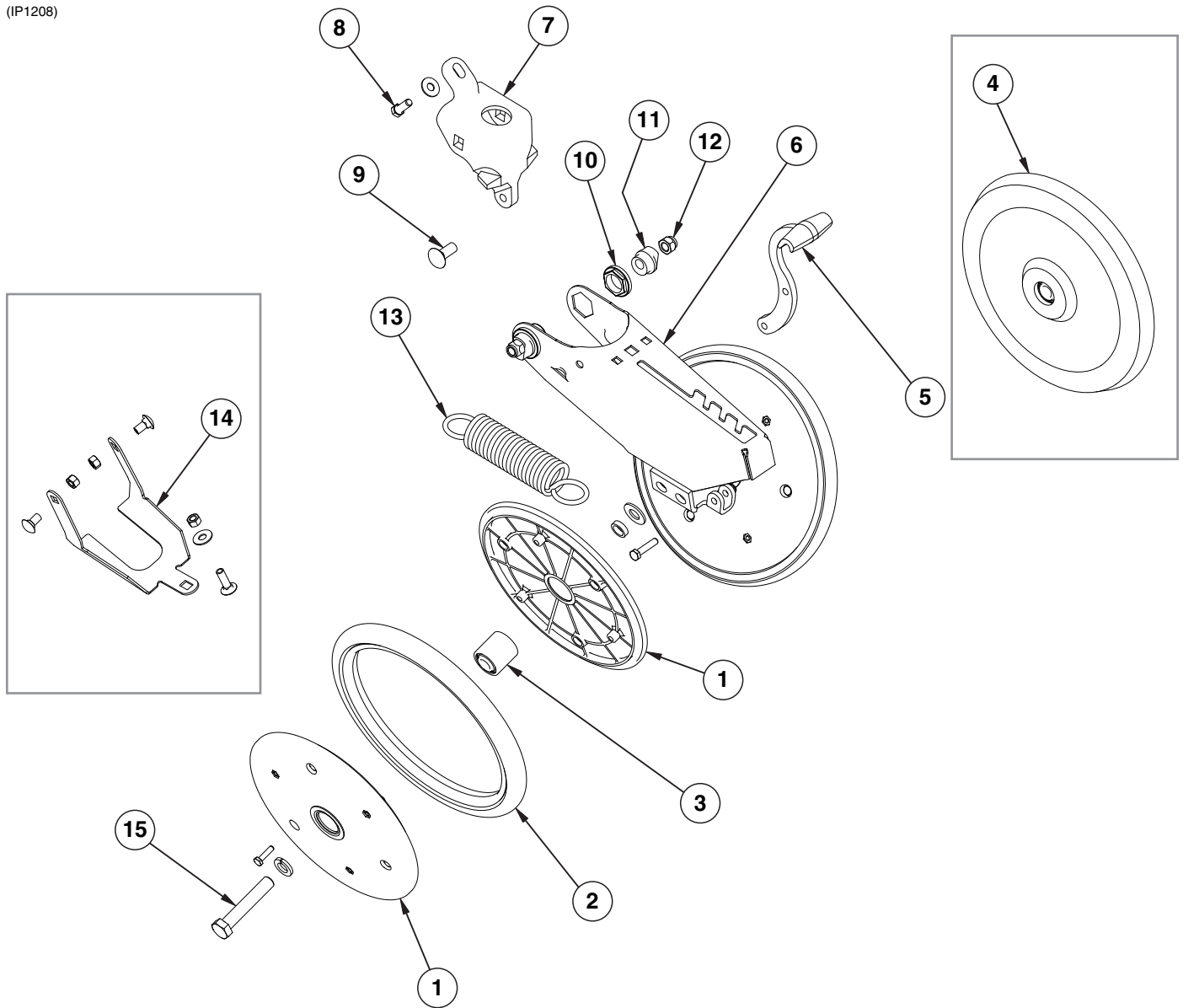
ITEM	PART NO.	QTY. (Per Row)	DESCRIPTION
1	---	-	<a href="#">See "Shank Assembly, Seed Tube, and Depth Adjustment" on page P1</a>
2	GA7975	1	Wheel Arm W/Grease Fitting, Bushings And Seals, L.H. (Shown) (Includes Items 3 and 13)
	GA7976	1	Wheel Arm W/Grease Fitting, Bushings And Seals, R.H. (Includes Items 3 and 13)
3	GB0276	2	Bushing, 1" I.D. x 1¼" O.D. x 1" Long (Per Arm)
4	G10014	1	Hex Head Cap Screw, ½"-13 x 1"
	G10228	2	Lock Washer, ½"
	G10216	2	Washer, ½" USS
5	GD11423	4	Half Wheel
6	GD1086	2	Tire
7	GD11453	2	Cover
8	G10924	8	Carriage Bolt, ⅝"-18 x 1¾"
	G10620	8	Serrated Flange Nut, ⅝"-18
9	G10338	12	Carriage Bolt, ⅝"-18 x 1¼"
	G10620	12	Serrated Flange Nut, ⅝"-18
10	G10010	2	Hex Head Cap Screw, ⅝"-11 x 3"
11	G10018	14	Hex Head Cap Screw, ⅝"-18 x ⅝"
	G10109	14	Lock Nut, ⅝"-18, Grade 8
12	GA6171	2	Bearing
13	GD10991	2	Seal (Per Arm)
14	G10204	2	Special Machine Bushing, ⅝" x 1" O.D.
15	G10640	1	Grease Fitting, ¼"-28 (Per Arm)
16	G10940	-	Machine Bushing, 1" (.048" Thick)
A	GA7949	-	Gauge Wheel Complete (Items 5-9 And 11-12)
B	G1K296	-	Gauge Wheel Arm Bushing And Seal Driver Kit, Includes: (1) Seal Driver, (1) Bushing Driver, (1) Instruction

RUA054/RUB026(RU94d)



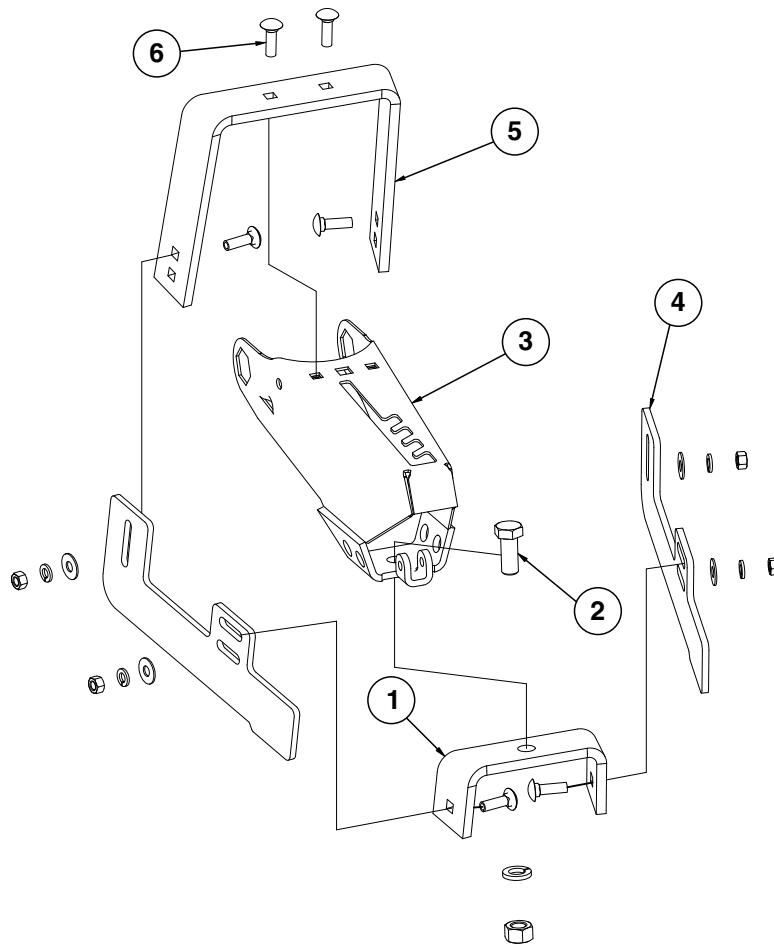
ITEM	PART NO.	QTY. (Per Row)	DESCRIPTION
1	G10001	1	Hex Head Cap Screw, 3/8"-16 x 1"
	G11387	1	Flat Washer, 3/8" SAE
2	GB0268	1	Wheel Arm Stop
3	G10801	2	Carriage Bolt, 1/2"-13 x 2 1/4"
	G10315	-	Carriage Bolt, 1/2"-13 x 2 1/2" (Used W/Straight Drop In-Furrow Granular Chemical Bracket)
	G10102	2	Hex Nut, 1/2"-13
4	GA2054	1	Spring
5	GB0239	2	Eccentric Bushing
6	G10102	1	Hex Nut, 1/2"-13
7	G10015	1	Adjusting Bolt, 1/2"-13 x 5"
8	GA6619	1	Mounting Arm
9	G10463	2	Cotter Pin, 1/4" x 1 1/2"
10	G10171	4	Hex Head Cap Screw, 5/16"-18 x 1 1/4"
	G10232	4	Lock Washer, 5/16"
	G10106	4	Hex Nut, 5/16"-18
11	GA6620	2	Bracket
12	GA6618	2	Mount
13	G10303	2	Carriage Bolt, 5/16"-18 x 1"
	G11386	2	Flat Washer, 5/16" SAE
	G10232	2	Lock Washer, 5/16"
	G10106	2	Hex Nut, 5/16"-18
14	G10107	3	Lock Nut, 5/8"-11
15	GD1109	2	Bushing, 4 1/64" I.D. x 7/8" O.D. x 1/4" Long
16	GD9290	2	Disc Blade, 8"
17	G10018	7	Hex Head Cap Screw, 5/16"-18 x 5/8"
	G10109	7	Lock Nut, 5/16"-18, Grade 8
18	G10152	1	Hex Head Cap Screw, 5/8"-11 x 9"
19	GD3180-12	2	Sleeve, 5/8" I.D. x 7/8" O.D. x 2 7/8" Long
20	GD9562	2	Half Wheel
21	GA6171	1	Bearing
22	GD9305	1	Tire
23	GA2014	2	Bearing
24	GD10473	2	Bearing Housing
25	G10427	12	Rivet, 1/4" x 1/2"
26	G10006	2	Hex Head Cap Screw, 5/8"-11 x 2 1/4"
27	GD11845	2	Dust Cap
A	GA6733	-	Single Press Wheel Complete W/Bearing (Items 17 And 20-22)
B	GA6801	-	Covering Disc Blade Complete W/Bearing (Items 16 And 23-25)

(IP1208)

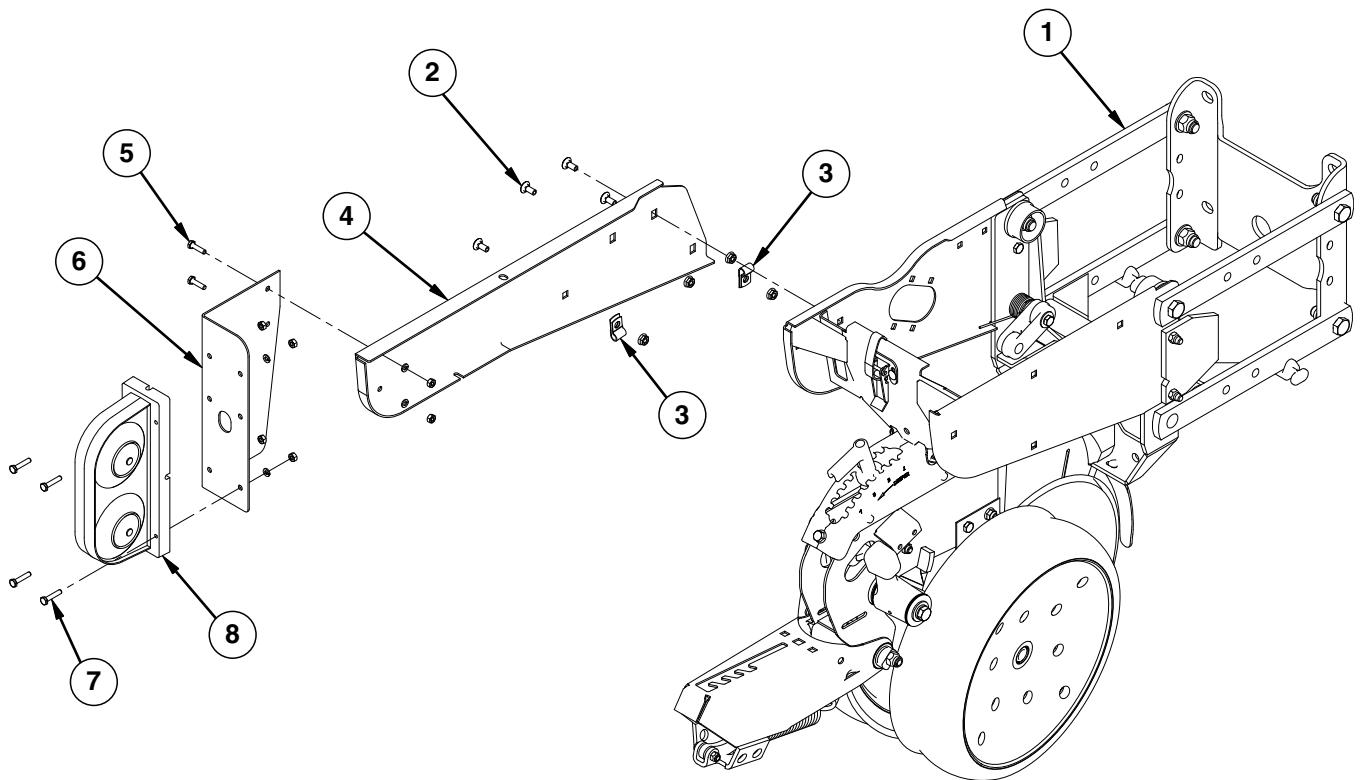


ITEM	PART NO.	QTY. (Per Row)	DESCRIPTION
1	GD9120	4	Nylon Half Wheel
	G10064	12	Hex Head Cap Screw, 1/4"-20 x 1"
2	GD1085	2	Rubber Tire, 1" x 12"
3	GA6171	2	Bearing
4	GA6597	1	Cast Iron Closing Wheel W/Bearing
	GA6171	1	Bearing
5	GB0254	1	Lever
	G10133	1	Hex Head Cap Screw, 5/16"-18 x 1 1/2"
	G10109	1	Lock Nut, 5/16"-18, Grade 8
6	GA15197	1	Arm
7	GB0268	1	Wheel Arm Mount
8	G10001	1	Hex Head Cap Screw, 3/8"-16 x 1"
	G11387	2	Flat Washer, 3/8" SAE
9	G11419	2	Carriage Bolt, 1/2"-13 x 2 1/4"
	G10315	-	Carriage Bolt, 1/2"-13 x 2 1/2" (Used W/Straight Drop In-Furrow Granular Chemical Bracket)
	G11387	-	Flat Washer, 3/8" SAE
10	GB0282	2	Stepped Bushing
11	GB0239	2	Eccentric Bushing
12	G10111	2	Lock Nut, 1/2"-13
13	GD8460	1	Spring
14	G1K345	-	Closing Wheel Shield Kit W/Hardware and Instruction
	GD14065	1	Closing Wheel Shield
	G10599	1	Carriage Bolt, 3/8"-16 x 1 1/4"
	G10308	2	Carriage Bolt, 3/8"-16 x 3/4"
	G10101	3	Hex Nut, 3/8"-16
15	G10013	2	Hex Head Cap Screw, 5/8"-11 x 3 1/2"
	G11391	2	Flat Washer, 5/8" SAE
	GD1109	2	Bushing, 4 1/64" I.D. x 7/8" O.D. x 1/4" Long
	G10230	2	Lock Washer, 5/8"
	G10107	2	Lock Nut, 5/8"-11
A	GA6434	-	Rubber Closing Wheel Complete W/Bearing (Items 1-3)

(IP1202)

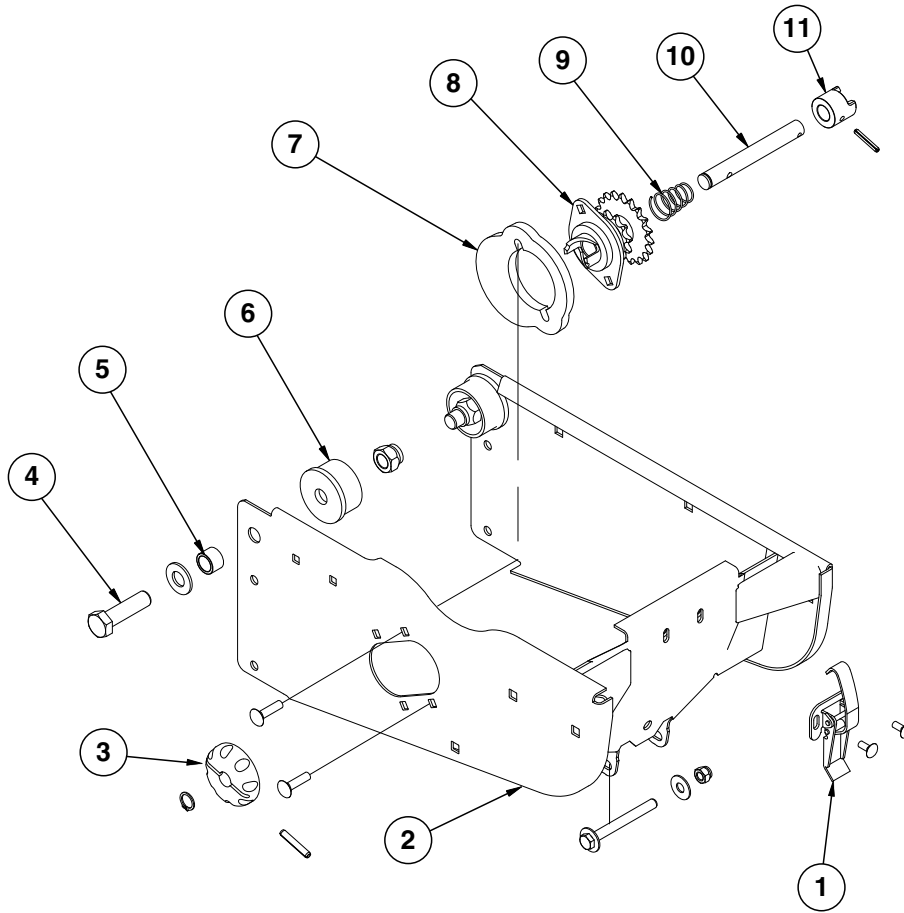


ITEM	PART NO.	QTY. (Per Row)	DESCRIPTION
1	GD11509	1	Rear Bracket
2	G10007	1	Hex Head Cap Screw, 5/8"-11 x 1 1/2"
	G10230	1	Lock Washer, 5/8"
	G10104	1	Hex Nut, 5/8"-11
3	GA15197	1	Arm
4	GD11313	2	Blade
5	GD11508	1	Front Bracket
6	G10599	6	Carriage Bolt, 3/8"-16 x 1 1/4"
	G10229	6	Lock Washer, 3/8"
	G11387	6	Flat Washer, 3/8" SAE
	G10101	6	Hex Nut, 3/8"-16
A	G7566X	-	Drag Closing Attachment Complete (Items 1-6)



ITEM	PART NO.	QTY.	DESCRIPTION
1	---	-	<a href="#">See "Shank Assembly, Seed Tube, and Depth Adjustment" on page P1</a> <a href="#">See "Parallel Arms, Mounting Support Plate, and Quick Adjustable Down Forces, Springs Option" on page P7</a> <a href="#">See "Hopper Support and Meter Drive" on page P21</a>
2	G10312	4	Carriage Bolt, 5/16"-18 x 3/4"
	G10620	4	Serrated Flange Nut, 5/16"-18
3	GD6291	2	Insulated Clamp, 3/8"
4	GD15950	1	Light Mount Extension
5	G10064	2	Hex Head Cap Screw, 1/4"-20 x 1"
6	GD12724	1	Bracket
7	G10857	4	Hex Head Cap Screw, 1/4"-20 x 1 1/4"
	G10227	6	Lock Washer, 1/4"
	G10103	6	Hex Nut, 1/4"-20
8	---	-	<a href="#">See "Electrical Components" on page P197</a>

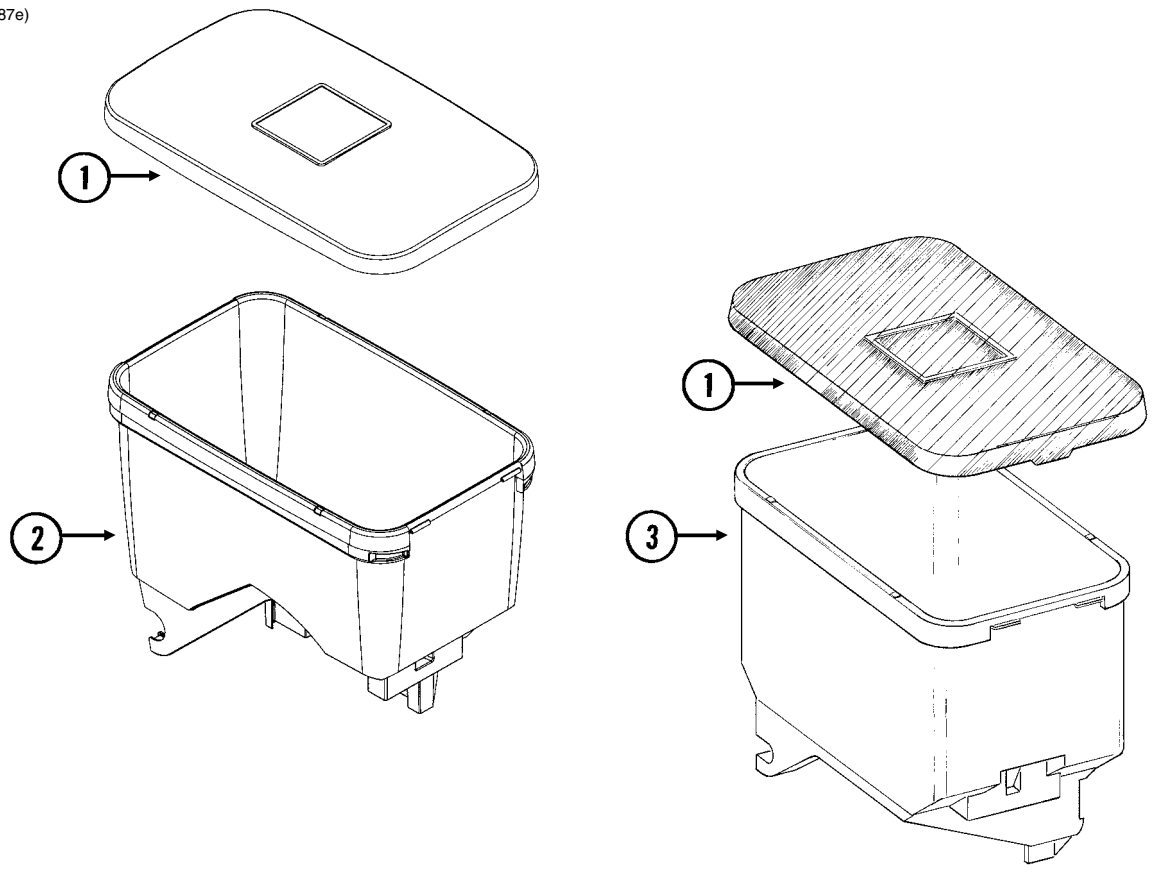
(IP1209)





ITEM	PART NO.	QTY. (Per Row)	DESCRIPTION
1	GA2007	1	Hopper Hold Down Latch
	G10621	2	Serrated Flange Nut, 1/4"-20
	G10309	2	Carriage Bolt, 1/4"-20 x 5/8", Grade 2
2	GA10155	1	Hopper Support
	G10061	1	Hex Head Cap Screw, 3/8"-16 x 3 1/2"
	G11387	2	Flat Washer, 3/8" SAE
	G10108	1	Lock Nut, 3/8"-16
3	GD11239	1	Knob
	G10602	1	Spring Pin, 1/4" x 1 1/2"
	G10567	1	External Retaining Ring, 5/8"
4	G10752	2	Hex Head Cap Screw, 5/8"-18 x 2 1/4"
	G11391	2	Flat Washer, 5/8" SAE
	G10412	2	Lock Nut, 5/8"-18
5	GB0218	2	Bushing, 2 1/32" I.D. x 7/8" O.D. x 1 9/32" Long
6	GB0314	2	Hopper Mount
7	GB0331	1	Clutch Adapter Plate
	G10620	2	Serrated Flange Nut, 5/16"-18
	G10338	2	Carriage Bolt, 5/16"-18 x 1 1/4"
8	GA10137	1	Double Sprocket And Bearing, Drive Clutch, 11/19 Tooth (Mechanical)
	GA12143	1	Double Sprocket And Bearing, Drive Clutch, 11/28 Tooth (EdgeVac)
9	GD11413	1	Spring
10	GD15747	1	Shaft
11	GB0278	1	Coupler
	G10546	1	Spring Pin, 3/16" x 1 1/4"
A	GA12144	-	Meter Drive Assembly, 11/28 Tooth (Items 3 And 8-11) (EdgeVac Shown)
B	GA10151	-	Meter Drive Assembly Complete, 11/19 Tooth (Items 3 And 8-11)

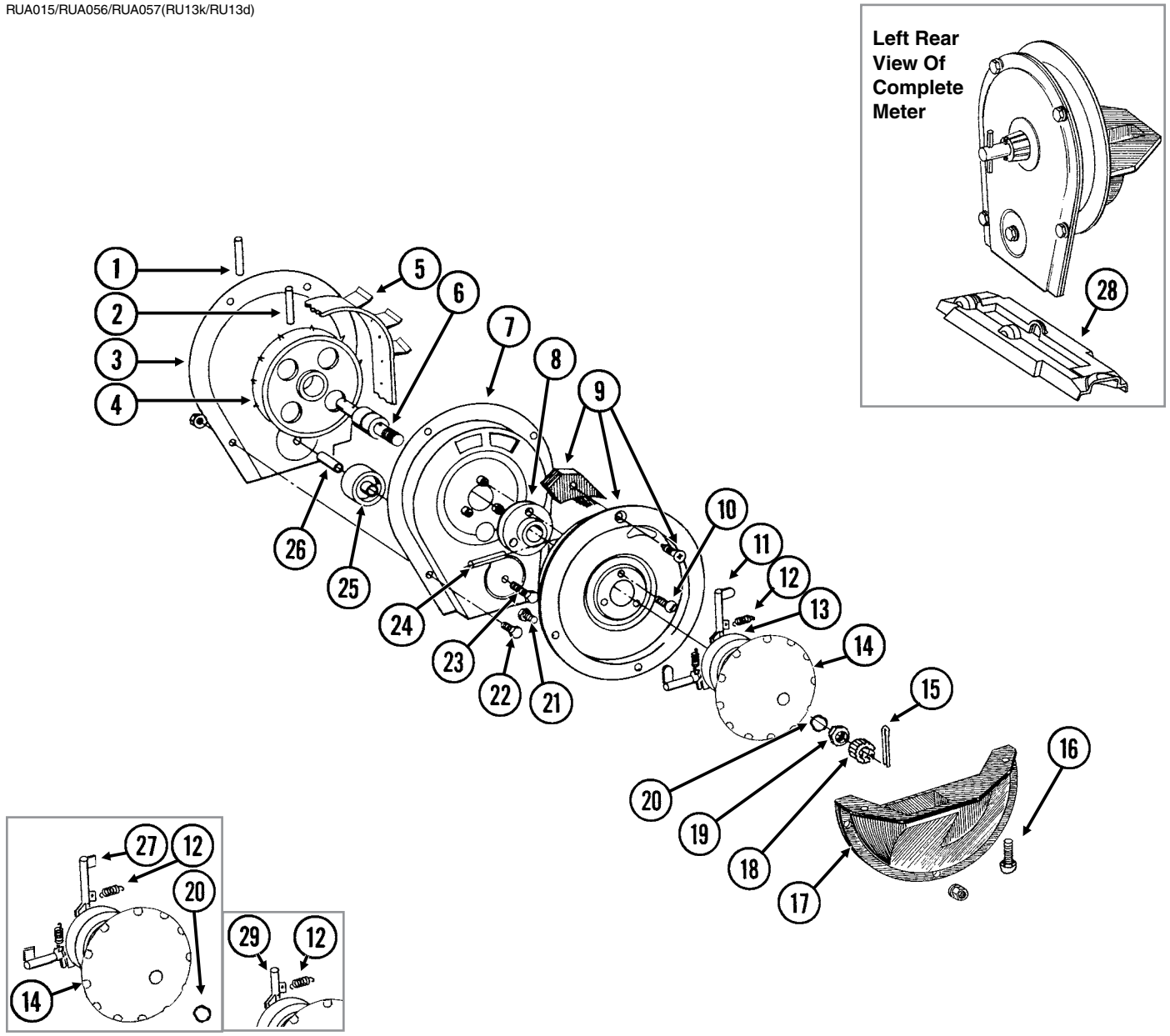
(METR12/RU87e)



ITEM	PART NO.	QTY.	DESCRIPTION
1	GD11279	1	Lid
2	GA10634	1	Seed Hopper (EdgeVac)
	GD12561	-	Threaded Insert, 5/16"-18
3	GA9714	1	Seed Hopper, Reinforced (Mechanical)
	GD12561	-	Threaded Insert, 5/16"-18

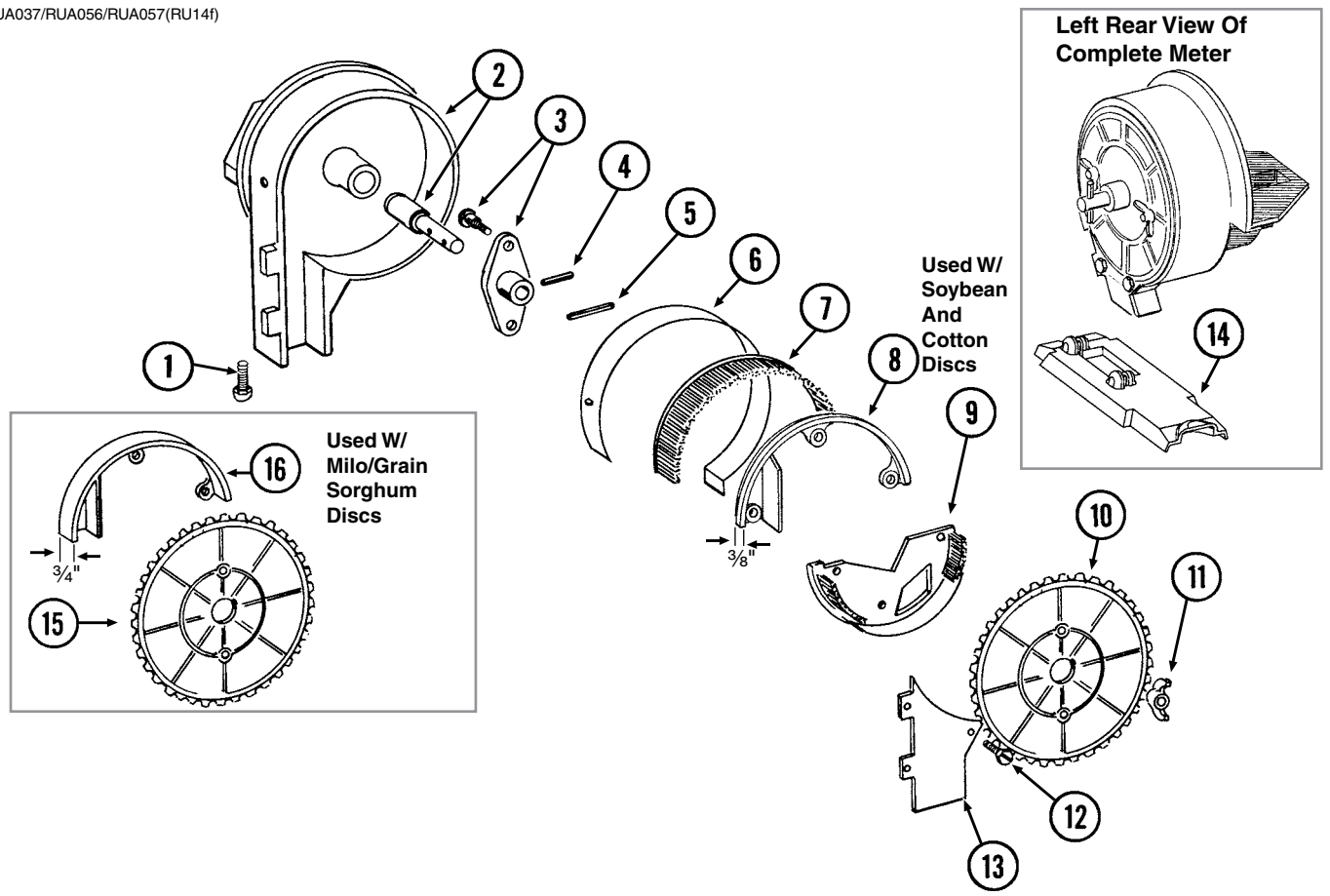
**This page left blank intentionally.**

RUA015/RUA056/RUA057(RU13k/RU13d)



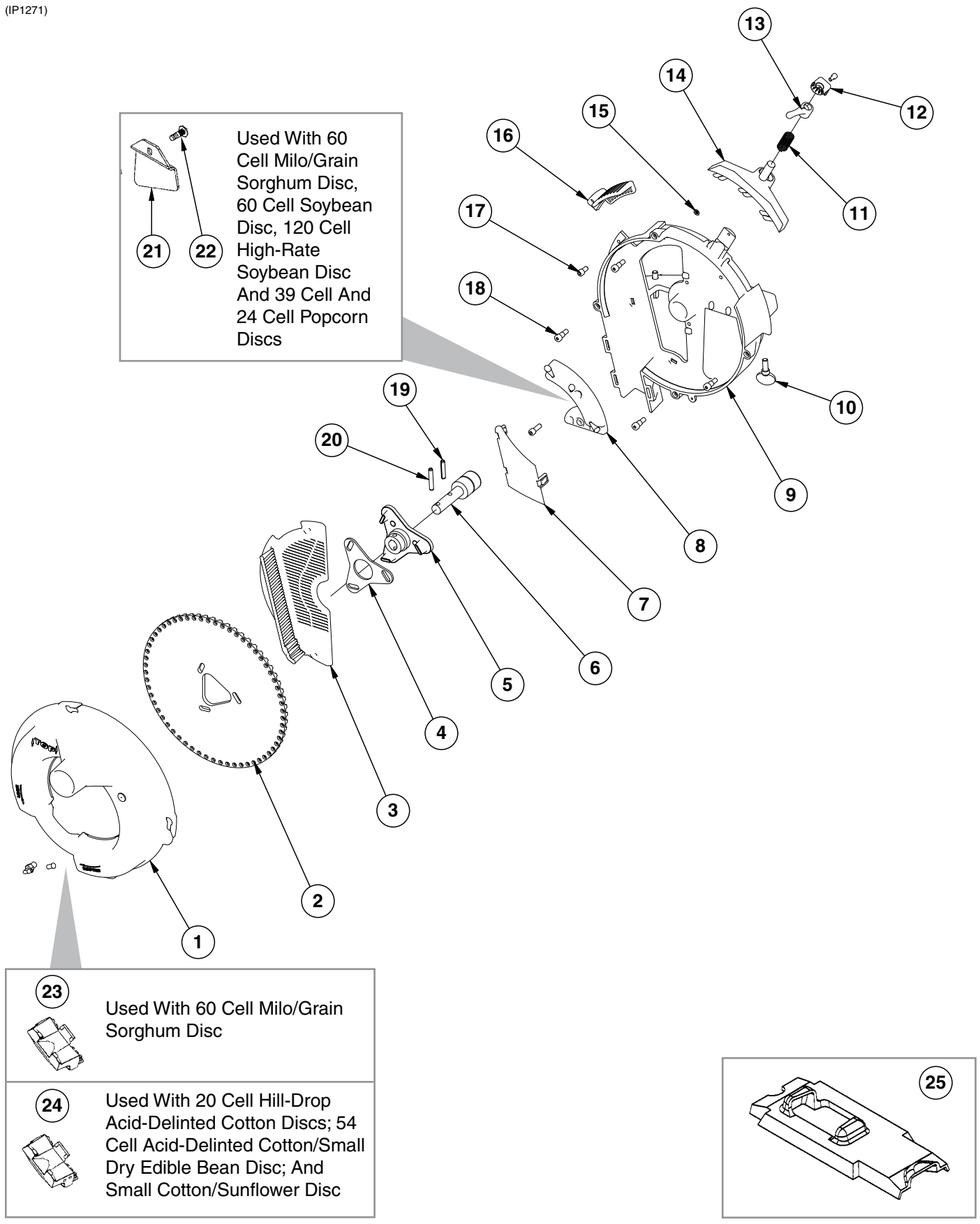
ITEM	PART NO.	QTY. (Per Row)	DESCRIPTION
1	G10602	1	Spring Pin, 1/4" x 1 1/2"
2	G10604	1	Spring Pin, 3/16" x 1 1/2"
3	GD26419	1	Housing Cover
4	GD1041	1	Belt Drive Sprocket
5	GD11286	1	Seed Belt
6	GA2019	1	Bearing
7	GA18201	1	Conveyor Housing
8	GB0110	1	Bearing Housing
9	GR1569	-	Carrier Plate W/Brush and Screw (Corn)
	GR0664	-	Carrier Plate W/Brush and Screw (Sunflower)
	GA2020	-	Brush
	G10690	-	Rolling Thread Screw, No. 10 x 3/4"
10	G10401	3	Slotted Hex Washer Head Screw, No. 10-32 x 5/8"
11	GD18704	12	Finger, Corn
12	GD19790	12	Spring
13	GB0410	1	Cam
14	GD11528	1	Finger Holder
15	G10470	1	Cotter Pin, 5/32" x 1"
16	G11009	2	Locking Thumbscrew, 5/16"-18 x 3/4"
17	GD11311	1	Seed Baffle
18	GD1083	1	Cover Nut
19	G10500	1	Jam Nut, 5/8"-18 UNF
20	GA8343	1	Wave Washer, 5/8" (Triple Wave)
21	G10020	3	Hex Head Cap Screw, 1/4"-20 x 5/8"
	G10323	3	Hex Flange Nut, 1/4"-20, No Serrations
22	G10022	4	Hex Head Cap Screw, 1/4"-20 x 1/2"
	G10621	4	Serrated Flange Nut, 1/4"-20
23	G10021	1	Hex Head Cap Screw, 1/4"-20 x 1 1/2"
	G10621	1	Serrated Flange Nut, 1/4"-20
24	G10603	1	Spring Pin, 1/4" x 1 1/4"
25	GD1042	1	Idler
26	GB0120	1	Bushing, 1 7/64" I.D. x 1 1/32" Long
27	GD19333	12	Finger, Oil Sunflower
28	GD15698	1	Shank Cover, Finger Pickup Seed Meter
29	GD11787	-	Half Rate Blank Finger
A	GR1848	-	Finger Assembly, Corn (Items 11-14 and 20)
B	GR1897	-	Finger Assembly, Oil Sunflower (Items 12, 14, 20, 27, and 30)
C	700-01078	-	Corn Meter (Items 1-26 and 28)

RUA037/RUA056/RUA057(RU14f)



ITEM	PART NO.	QTY. (Per Row)	DESCRIPTION
1	G11009	2	Locking Thumbscrew, 5/16"-18 x 3/4"
2	GA18208	1	Housing W/Bearing
	GA5698	-	Bearing
3	GA6038	1	Hub W/Shoulder Bolts
	GD1755	-	Shoulder Bolt, 1/4"-20 (2 Used)
4	G10603	1	Spring Pin, 1/4" x 1 1/4"
5	G10602	1	Spring Pin, 1/4" x 1 1/2"
6	GD8778	1	Wear Strip
7	GA5699	1	Upper Brush
8	GD11122	1	Upper Brush Retainer (Used W/Soybean and Cotton Discs)
9	GA5834	1	Lower Brush
10	GA5794	-	Seed Disc, Soybean, 60 Cell, Black Color-Coded
	GA6184	-	Seed Disc, Specialty Soybean, 48 Cell, Dark Blue Color-Coded
	GA5796	-	Seed Disc, Cotton, Acid-Delinted, 30 Cell, White Color-Coded
	GA6168	-	Seed Disc, Large Cotton, Acid-Delinted, 36 Cell, Tan Color-Coded
	GA6478	-	Seed Disc, High-Rate Cotton, Acid-Delinted, 48 Cell, Light Green Color-Coded
	GA6182	-	Seed Disc, Hill-Drop Cotton, Acid-Delinted, 12 Cell, Brown Color-Coded
	GA7255	-	Seed Disc, Small Hill-Drop Cotton, Acid-Delinted, 12 Cell, Dark Green Color-Coded
11	G10531	2	Wing Nut W/Nylon Insert, 1/4"-20
12	G11151	9	Hex Washer Head Screw, No. 10-16 x 1/2"
	G10634	-	Slotted Tap Screw, No. 10-24 x 5/8" (Use As Required)
13	GD7878	1	Cover
14	GD15699	1	Shank Cover, Brush-Type Seed Meter
15	GA5982	-	Seed Disc, Small Milo/Grain Sorghum, 30 Cell, Red Color-Coded
	GA6187	-	Seed Disc, Large Milo/Grain Sorghum, 30 Cell, Light Blue Color-Coded
	GA5795	-	Seed Disc, High-Rate Small Milo/Grain Sorghum, 60 Cell, Red Color-Coded
	GA6633	-	Seed Disc, High-Rate Large Milo/Grain Sorghum, 60 Cell, Yellow Color-Coded
16	GD8237	-	Upper Brush Retainer (Used W/Milo/Grain Sorghum Discs)
A	700-01079	-	Brush Meter (Items 1-9 and 11-14)

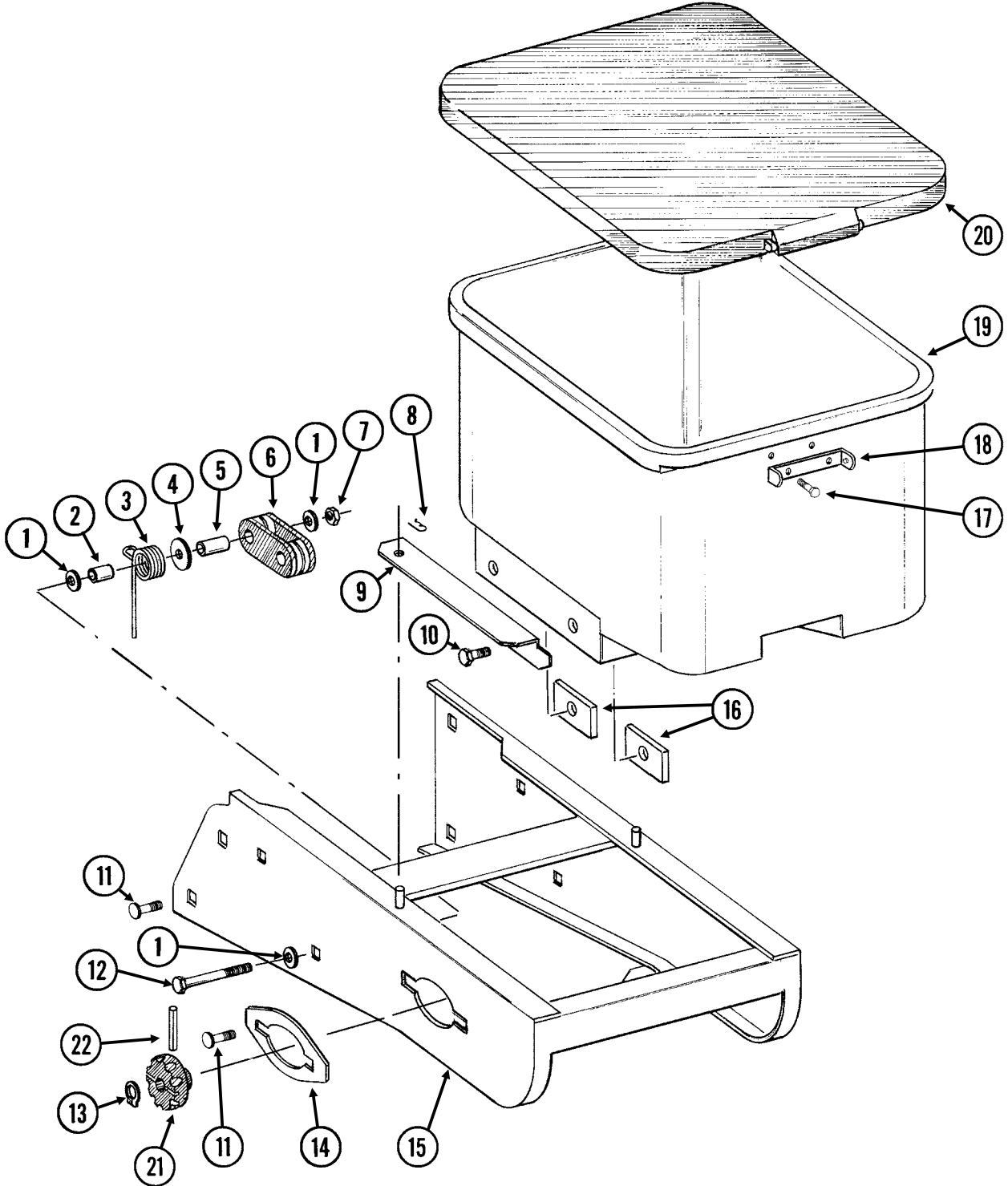
(IP1271)





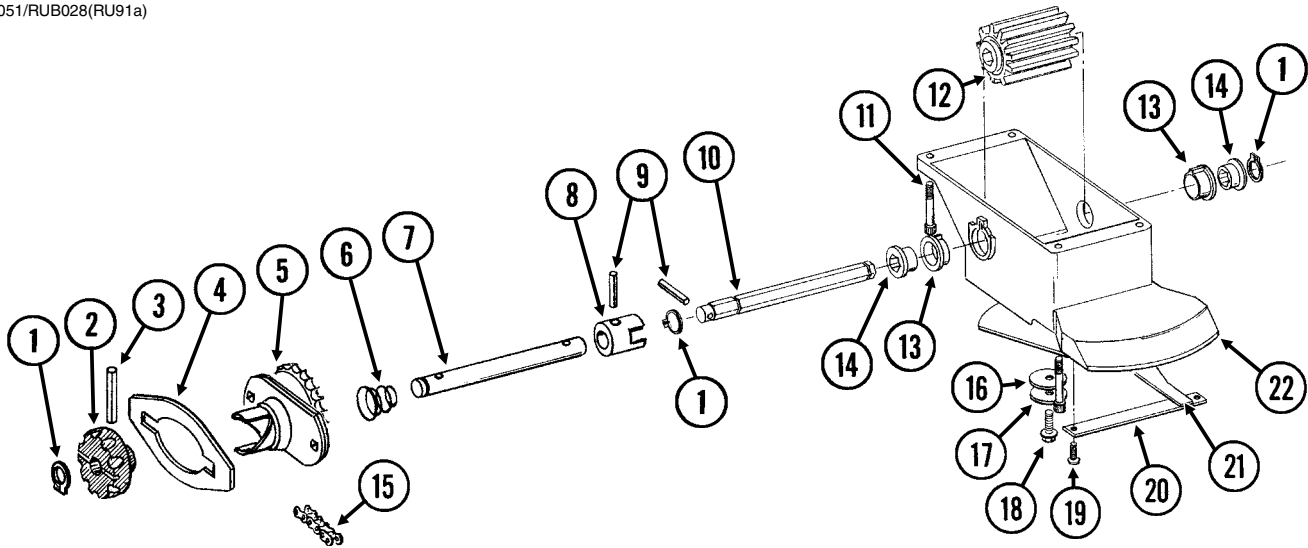
ITEM	PART NO.	QTY.	DESCRIPTION
1	GA11911	1	Vacuum Cover W/Elbow And Cap
	GD17099	1	3/16" Hose Barb Elbow
	GD17152	1	Cap
2	GD17049	-	Seed Disc, Corn/Popcorn, 39 Cell, Light Blue Color-Coded
	GD17048	-	Seed Disc, Low-Rate Corn/Popcorn, 24 Cell, Light Green Color-Coded
	GD14467	-	Seed Disc, Soybean, 60 Cell, Black Color-Coded
	GD14468	-	Seed Disc, High-Rate Soybean, 120 Cell, Dark Blue Color-Coded
	GD17050	-	Seed Disc, Milo/Grain Sorghum, 60 Cell, Yellow Color-Coded
	GD17187	-	Seed Disc, Hill-Drop Cotton, Acid-Delinted, 3 Seeds Per Cell, 20 Cell, Brown Color-Coded
	GD18095	-	Seed Disc, Small Hill-Drop Cotton, Acid-Delinted, 20 Cell (3 Seeds Per Cell), Grey Color-Coded
	GD17186	-	Seed Disc, Cotton, Acid-Delinted/Small Dry Edible Bean, 54 Cell, Dark Green Color-Coded
	GD18098	-	Seed Disc, Small Cotton/Sunflower, 54 Cell, White Color-Coded
	GD14477	-	Seed Disc, Large Dry Edible Bean, 54 Cell, Tan Color-Coded
GD24805	-	Seed Disc, Sugar Beets, 80 Cell, Blue Color-Coded	
3	GD17028	1	Wall Brush/Vent
4	GD17021	1	Foam Spacer
5	GB0328	1	Mount
6	GA5698	1	Bearing
7	GD14541	1	Discharge Cover
8	GA11935	1	Crowder Brush
	G11213	1	Hex Socket Head Cap Screw, 1/4"-20 x 3/4"
9	GB0319	1	Housing
10	G11009	2	Locking Thumbscrew, 5/16"-18 x 3/4"
11	GD14592	1	Spring
12	GB0358	1	Cap
	G11173	1	Hex Socket Head Cap Screw, No. 10-24 x 3/8", Stainless Steel
13	GD15663	1	Brush Adjustment Lever
14	GA12848	1	Singulator Brush
15	GD17162	3	Push Nut, 1/8" I.D.
16	GD17047	1	Air Inlet Screen
17	G10260	1	Hex Socket Head Cap Screw, 1/4"-20 x 1/2"
18	G11172	4	Hex Socket Head Shoulder Screw, 1/4"-20 x 3/8", Stainless Steel
19	G10603	1	Spring Pin, 1/4" x 1 1/4"
20	G10602	1	Spring Pin, 1/4" x 1 1/2"
21	GD17104	1	<b>Seed Baffle (Used With 60 Cell Milo/Grain Sorghum Disc, 60 Cell Soybean Disc, 120 Cell High-Rate Soybean Disc, 39 Cell And 24 Cell Popcorn Discs, and 80 Cell Sugar Beet Disc)</b>
22	G11210	1	Rib Neck Bolt, 1/4"-20 x 3/4"
	G10323	1	Hex Flange Nut, 1/4"-20, No Serrations
23	GA12133	1	Cleanout Brush (Used With 60 Cell Milo/Grain Sorghum Disc)
24	GA12154	-	<b>Cleanout Brush W/Ball-Type Ejector (Used With 20 Cell Hill-Drop Acid-Delinted Cotton Discs And 54 Cell Acid-Delinted Cotton/Small Dry Edible Bean And Small Cotton/Sunflower Discs)</b>
25	GD15700	1	Shank Cover, EdgeVac Meter
A	G8158X	-	EdgeVac Meter Assembly (Items; 1, 3-20, 22, and 25)

(METR14d)



ITEM	PART NO.	QTY. (Per Row)	DESCRIPTION
1	G11387	3	Flat Washer, 3/8" SAE
2	GD2971-10	1	Sleeve, 9/16" Long
3	GD11219	1	Spring
4	G10201	1	Special Washer, 3/8" x 1 1/2" O.D.
5	GD1026	1	Sleeve, 1 3/16" Long
6	GD11962	1	Idler
7	G10108	1	Lock Nut, 3/8"-16
8	G10670	2	Hair Pin Clip, No. 3
9	GD1059L	1	Support, L.H. (Shown)
	GD1059R	1	Support, R.H.
10	G10002	4	Hex Head Cap Screw, 3/8"-16 x 3/4"
	G10229	4	Lock Washer, 3/8"
11	G10312	8	Carriage Bolt, 5/16"-18 x 3/4"
	G10620	8	Serrated Flange Nut, 5/16"-18
12	G10325	1	Hex Head Cap Screw, 3/8"-16 x 2 3/4"
13	G10567	3	External Retaining Ring, 5/8"
14	GD11305	1	Plate
15	A10759	1	Hopper Panel Extension (Non-Stock Item) (Sub Wholegoods Order Code 700-01099)
16	GD11424	4	Block
17	G10023	2	Hex Head Cap Screw, 1/4"-20 x 3/4"
	G10621	2	Serrated Flange Nut, 1/4"-20
18	GD1060	1	Hinge
19	GA8371	1	Hopper
20	GA4444	1	Lid
21	GD11239	1	Knob
22	G10602	1	Spring Pin, 1/4" x 1 1/2"

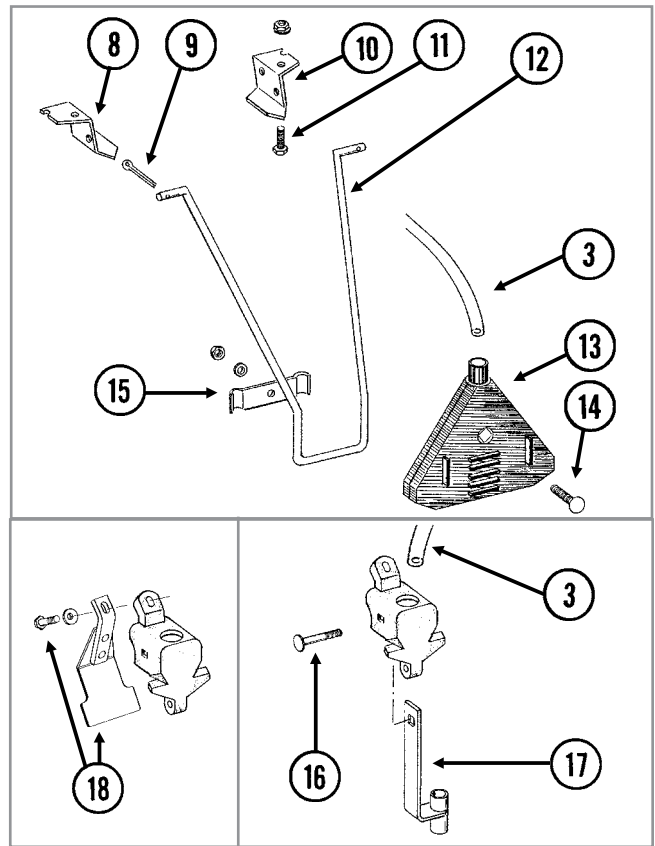
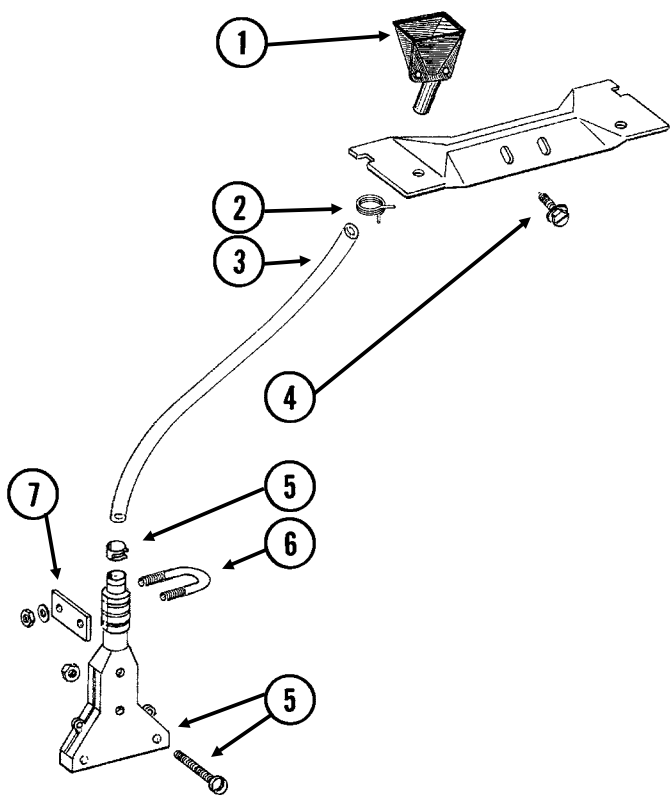
RUA051/RUB028(RU91a)



ITEM	PART NO.	QTY. (Per Row)	DESCRIPTION
1	G10567	3	External Retaining Ring, 5/8"
2	GD11239	1	Knob
3	G10602	1	Spring Pin, 1/4" x 1 1/2"
4	---	-	<a href="#">See "Granular Chemical Hopper and Hopper Panel Extension" on page P31</a>
5	GA8364	1	Sprocket And Bearing, Drive Clutch, 24 Tooth
6	GD11413	1	Spring
7	GD11240	1	Shaft
8	GB0278	1	Coupler
9	G10546	2	Spring Pin, 3/16" x 1 1/4"
10	GD11297	1	Shaft
11	G10921	4	Hex Socket Head Cap Screw, No. 10-24 x 7/8"
12	GD7148	1	Feed Roller, Hex Bore
13	GB0115	2	Bearing
14	GD7258	2	Hex Bushing
15	G3303-108	1	Chain, No. 41, 108 Pitch Including Connector Link
	GR0196	1	Connector Link, No. 41
16	G10660	1	Wave Washer, 1/2"
17	G11385	1	Flat Washer, 1/4" SAE
18	G10570	1	Slotted Hex Self-Tapping Screw, 1/4"-20 x 3/4"
19	G11073	2	Slotted Hex Self-Tapping Screw, No. 10 x 3/8"
20	GD1061	1	Support Strap
21	GD1063	1	Metering Gate
22	GB0116	1	Granular Housing
A	GA8326	-	Granular Chemical Meter Complete (Items 1, 9, 10, 12-14, and 16-22)
B	GA8366	-	Granular Chemical Meter Clutch (Items 1-3 and 5-9)

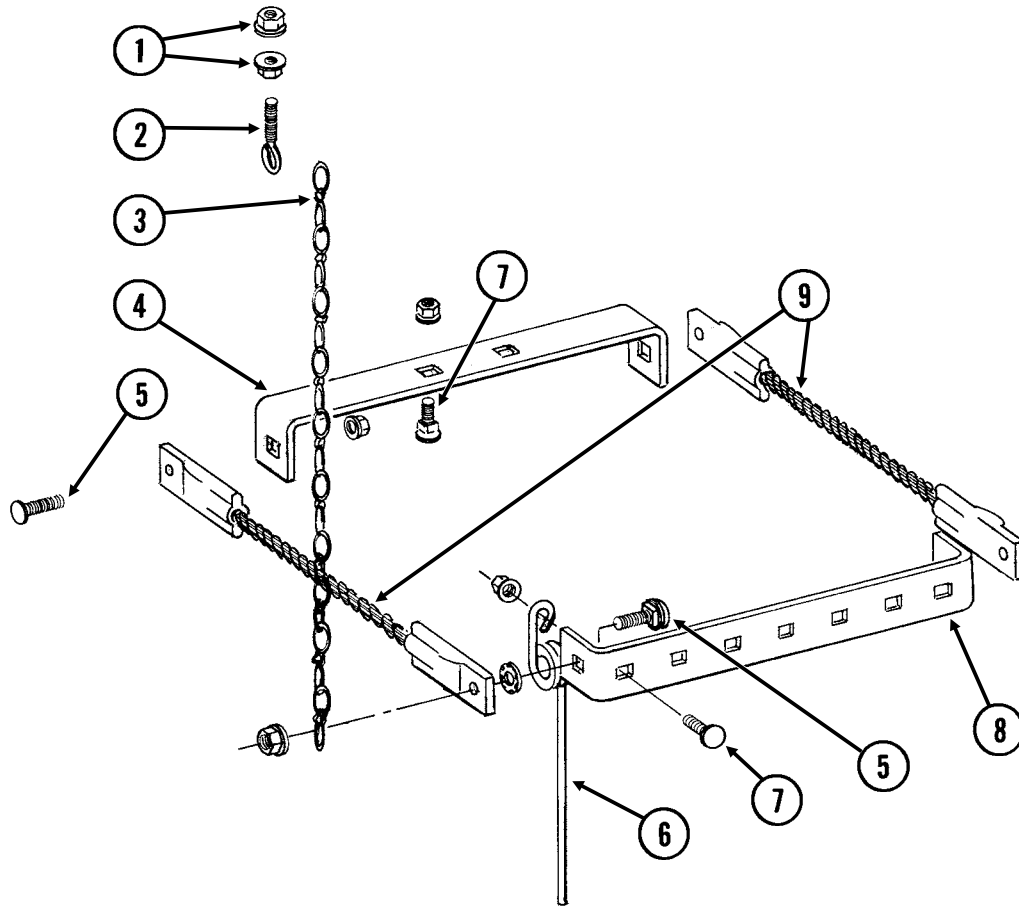
**This page left blank intentionally.**

RUA061/RUA073(RU101mm/RU83m)



ITEM	PART NO.	QTY.	DESCRIPTION
1	GD2423	1	Funnel
2	G11209	1	Wire Hose Clamp, ¾"
3	GD2947	1	Hose, 7/16" x 28"
4	G10523	2	Slotted Pan Head Self-Tapping Screw, No. 10 x ½"
5	GA6907	1	Slope-Compensating Bander W/Hardware (4½" Band Width)
	G10864	1	Uni-Clamp
	G10757	2	Pan Head Screw, No. 10-32 x 1¼"
	G10758	2	Hex Nut, No. 10-32
6	GD10963	1	U-Bolt, 1½" x 1⅝" x ¼"-20
	G11385	2	Flat Washer, ¼" SAE
	G10110	2	Lock Nut, ¼"-20, Grade B
7	GD10984	1	Spacer
8	GD1115L	-	Hanger Bracket, L.H.
9	G10452	-	Cotter Pin, ⅛" x ½"
10	GD1115R	-	Hanger Bracket, R.H.
11	G10310	-	Carriage Bolt, ¼"-20 x ¾", Grade 2
	G10227	-	Lock Washer, ¼"
	G10103	-	Hex Nut, ¼"-20
12	GD1116	-	Hanger
13	GA2075	-	Diffuser, 14" Band
14	G10306	-	Carriage Bolt, ⅜"-16 x 2"
	G10229	-	Lock Washer, ⅜"
	G10101	-	Hex Nut, ⅜"-16
15	GD1118	-	Clamp
16	G10315	1	Carriage Bolt, ½"-13 x 2½" (Replaces Existing ½" x 2¼" Hardware)
17	GA6741	1	Bracket (Straight Drop In-Furrow)
18	G1K385	-	Bander Shield Kit W/Hardware And Instruction
	G10003	1	Hex Head Cap Screw, ⅜"-16 x 1½"
	G11387	1	Flat Washer, ⅜" SAE

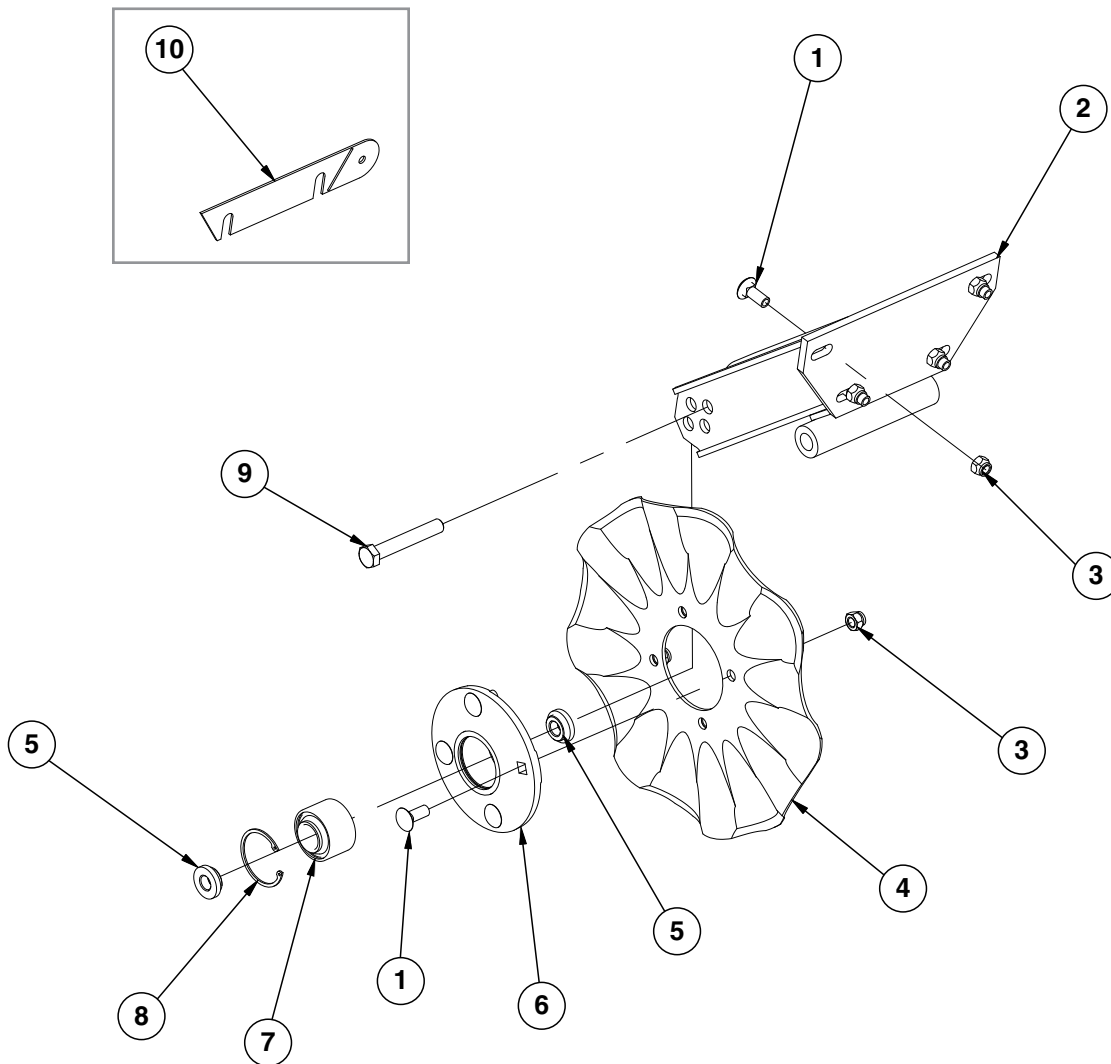
RUA055(RU95)



ITEM	PART NO.	QTY. (Per Row)	DESCRIPTION
1	G10621	4	Serrated Flange Nut, 1/4"-20
2	GD2460	2	Eyebolt, 1/4"-20
3	G3305-01	2	Twin Loop Chain, 9 Links
4	GD1143	1	Front Bracket
5	G10305	4	Carriage Bolt, 3/8"-16 x 1"
	G10529	4	External Tooth Lock Washer, 3/8"
	G10622	4	Serrated Flange Nut, 3/8"-16
6	GD1145	7	Spring Tooth
7	G10305	9	Carriage Bolt, 3/8"-16 x 1"
	G10622	9	Serrated Flange Nut, 3/8"-16
8	GD1144	1	Rear Bracket
9	GA2094	2	Cable Assembly

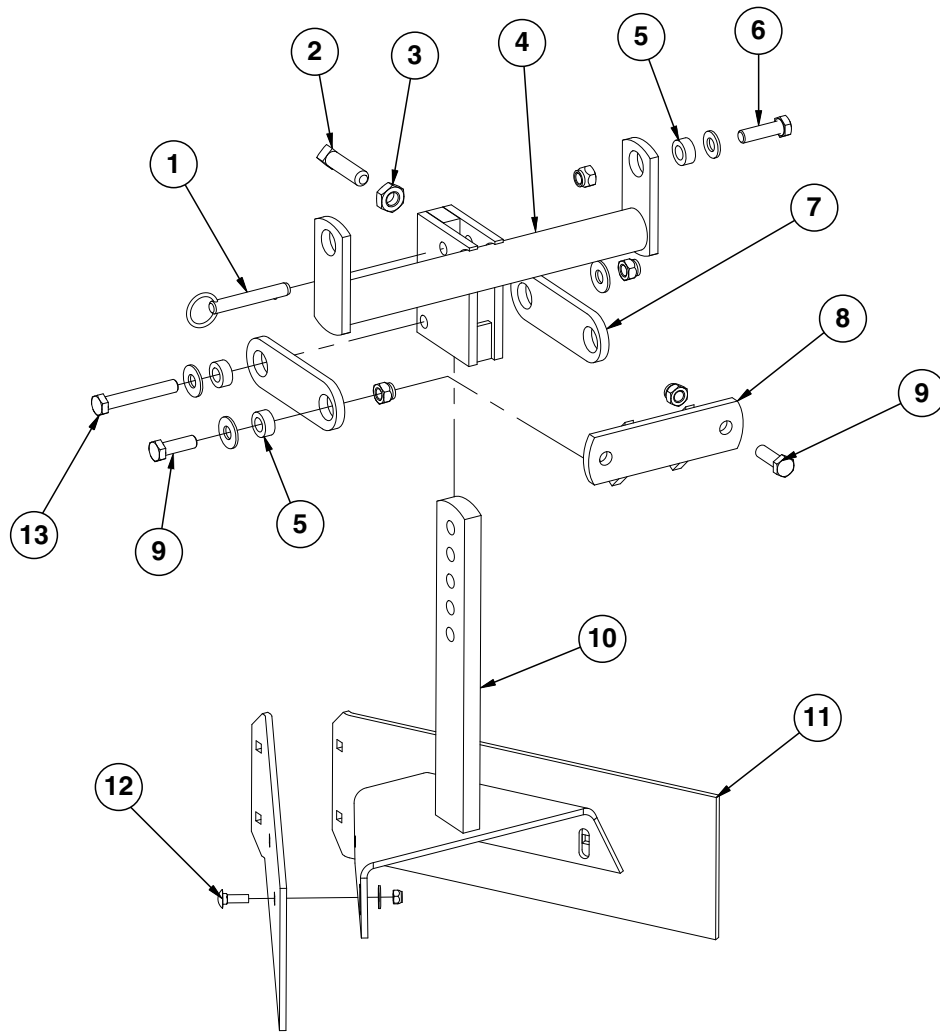


(IP1279)



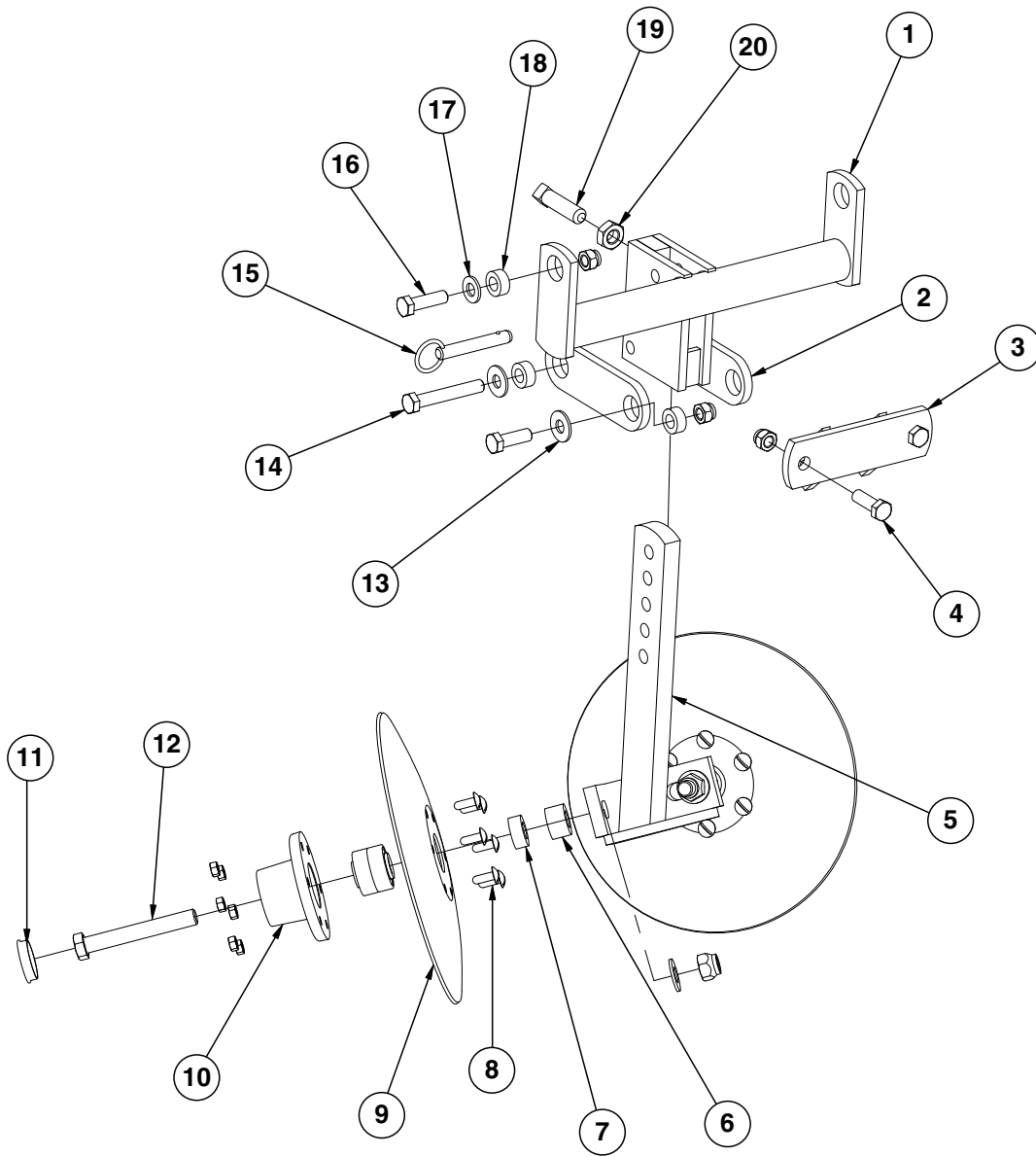
ITEM	PART NO.	QTY. (Per Row)	DESCRIPTION
1	G10574	8	Carriage Bolt, 1/2"-13 x 1 1/4"
2	GA11520	1	Arm
3	G10111	8	Lock Nut, 1/2"-13
4	GD7803	1	Disc Blade, Fluted, 1", 8 Flutes (Shown)
	GD7804	-	Disc Blade, Bubbled, 1"
	GD9254	-	Disc Blade, Fluted, 3/4", 13 Flutes
5	GD11677	2	Adapter
6	GA8641	1	Hub W/Bearing And Retaining Ring (Includes items 7 and 8)
7	GA8603	1	Bearing, Double Row
8	GD19292	1	Retaining Ring (Square), 2 7/16"
9	G10036	1	Hex Head Cap Screw, 5/8"-11 x 4"
	G10107	1	Lock Nut, 5/8"-11
10	GD14398	1	Spacer

(IP1283)



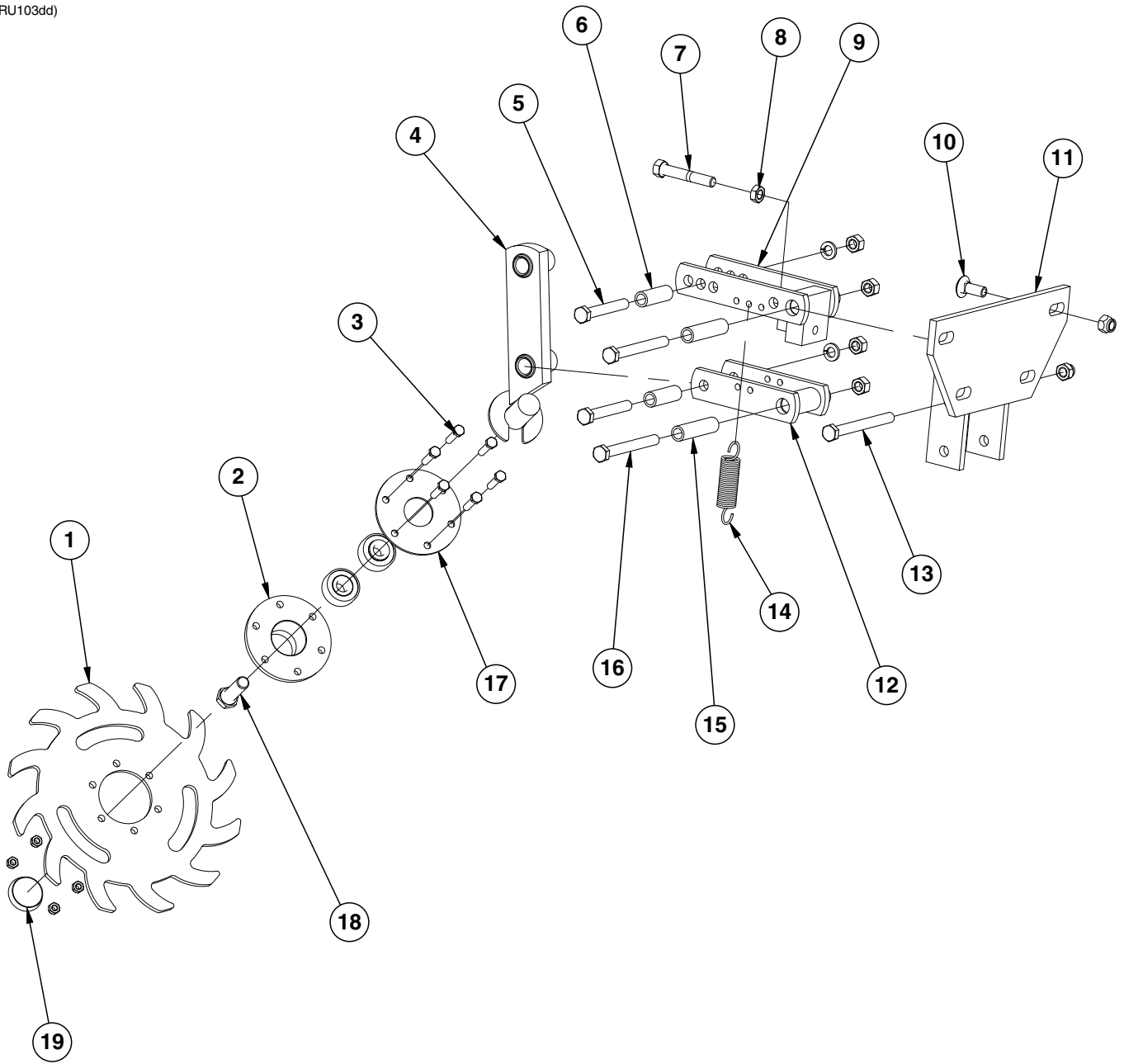
ITEM	PART NO.	QTY. (Per Row)	DESCRIPTION
1	G10536	1	Detent Pin, 1/2" x 2 1/2" Grip
2	G10597	1	Square Head Set Screw, 5/8"-11 x 2 1/4"
3	G10503	1	Hex Jam Nut, 5/8"-11, Grade 2
4	GA5719	1	Mounting Bracket
5	GD7889	6	Bushing, 1" O.D. x 9/16" I.D. x 7/16" Long
6	G10039	2	Hex Head Cap Screw, 1/2"-13 x 1 3/4"
	G11389	2	Flat Washer, 1/2" SAE
	G10111	2	Lock Nut, 1/2"-13
7	GD7890	2	Link
8	GA5715	1	Anchor
9	G10017	4	Hex Head Cap Screw, 1/2"-13 x 1 1/2"
	G11389	2	Flat Washer, 1/2" SAE
	G10111	4	Lock Nut, 1/2"-13
10	GA5892	1	Leveler
11	GD8266	2	Blade
12	G10303	6	Carriage Bolt, 5/16"-18 x 1"
	G11386	4	Flat Washer, 5/16" SAE
	G10109	6	Lock Nut, 5/16"-18, Grade 8
13	G10585	1	Hex Head Cap Screw, 1/2"-13 x 3 1/4"
	G11389	2	Flat Washer, 1/2" SAE
	G10111	1	Lock Nut, 1/2"-13

(IP1284)



ITEM	PART NO.	QTY. (Per Row)	DESCRIPTION
1	GA5719	1	Mounting Bracket
2	GD7890	2	Link
3	GA5715	1	Anchor
4	G10017	2	Hex Head Cap Screw, 1/2"-13 x 1 1/2"
	G10111	2	Lock Nut, 1/2"-13
5	GA5718	1	Support Arm
6	GD7817-01	2	Spacer, 1 1/16" I.D. x 3/4" Long
7	GD7817-04	2	Spacer, 1 1/16" I.D. x 1/2" Long
8	G10572	12	Truss Head Slotted Machine Screw, 5/16"-18 x 7/8"
	G10106	12	Hex Nut, 5/16"-18
9	GD7823	-	Disc Blade, Solid, 12" (Shown)
	GD8307	-	Disc Blade, Notched, 12"
10	GA5654	2	Hub W/Bearings
	GA2014	-	Bearing
11	GD1132	2	Dust Cap
12	G10318	2	Hex Head Cap Screw, 5/8"-11 x 4 1/2"
	G10107	2	Lock Nut, 5/8"-11
	G11391	2	Flat Washer, 5/8" SAE
13	G11389	2	Flat Washer, 1/2" SAE
	G10017	2	Hex Head Cap Screw, 1/2"-13 x 1 1/2"
	G10111	2	Lock Nut, 1/2"-13
14	G10585	1	Hex Head Cap Screw, 1/2"-13 x 3 1/4"
	G11389	2	Flat Washer, 1/2" SAE
	G10111	1	Lock Nut, 1/2"-13
15	G10536	1	Detent Pin, 1/2" x 2 1/2" Grip
16	G10039	2	Hex Head Cap Screw, 1/2"-13 x 1 3/4"
	G10111	2	Lock Nut, 1/2"-13
17	G11389	2	Flat Washer, 1/2" SAE
18	GD7889	6	Bushing, 1" O.D. x 9/16" I.D. x 7/16" Long
19	G10597	1	Square Head Set Screw, 5/8"-11 x 2 1/4"
20	G10503	1	Hex Jam Nut, 5/8"-11, Grade 2

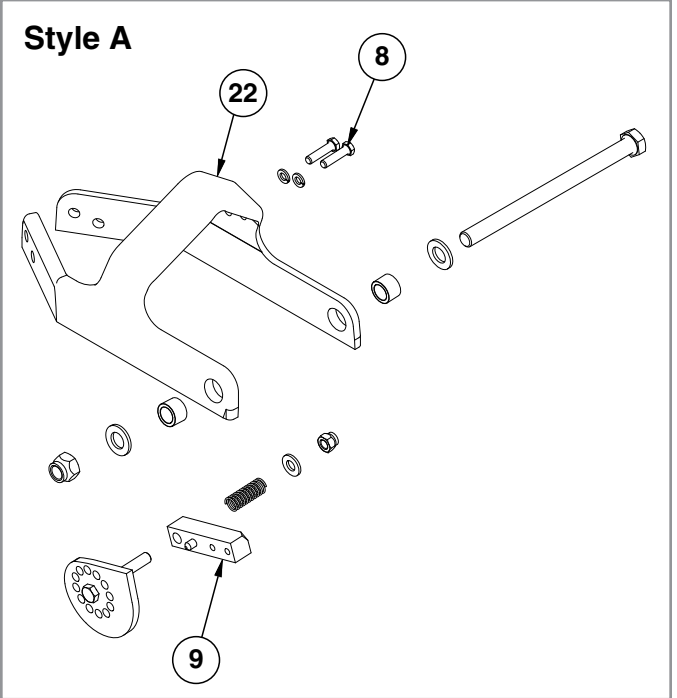
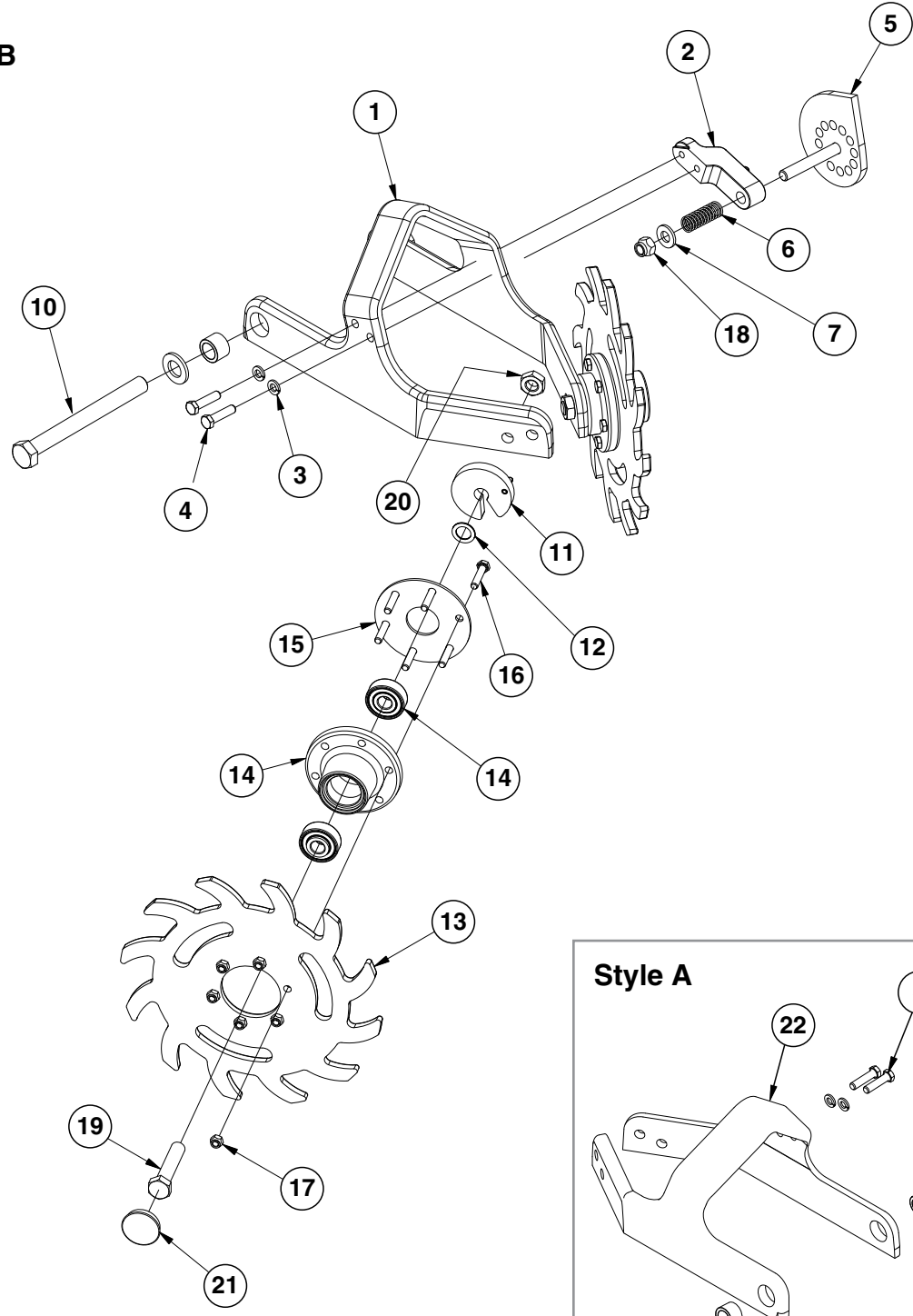
(RU103dd)



ITEM	PART NO.	QTY. (Per Row)	DESCRIPTION
1	GB0387	1	Wheel, 12 Tine, 3/8" x 12"
2	GA5654	1	Hub W/Bearings
	GA2014	-	Bearing
3	G10133	6	Hex Head Cap Screw, 5/16"-18 x 1 1/2"
	G10109	6	Lock Nut, 5/16"-18, Grade 8
4	GA6838	1	Wheel Mount
5	G10033	2	Hex Head Cap Screw, 1/2"-13 x 3 1/2"
	G10228	2	Lock Washer, 1/2"
	G10102	2	Hex Nut, 1/2"-13
6	GD9720	2	Spacer, 1/2" x 2 3/16" Long
7	G10371	1	Hex Head Cap Screw, 1/2"-13 x 3", Full Thread
8	G10501	1	Hex Jam Nut, 1/2"-13, Grade 2
9	GA6833	1	Upper Link
10	G10574	4	Carriage Bolt, 1/2"-13 x 1 1/4"
	G10111	4	Lock Nut, 1/2"-13
11	GA6832	1	Mount
12	GA6834	1	Lower Link
13	G10348	1	Hex Head Cap Screw, 1/2"-13 x 5" (Lockup Bolt)
	G10111	1	Lock Nut, 1/2"-13
14	GD5857	2	Spring
15	GD9715	2	Spacer, 1/2" x 3" Long
16	G10045	2	Hex Head Cap Screw, 1/2"-13 x 4 1/2"
	G10228	2	Lock Washer, 1/2"
	G10102	2	Hex Nut, 1/2"-13
17	GD9724	1	Backing Plate
18	G10006	1	Hex Head Cap Screw, 5/8"-11 x 2 1/4"
19	GD1132	1	Dust Cap
A	GA12236	-	Wheel Assembly, 12 Tine, R.H. (Items 1-3 and 18)

(IP1468)

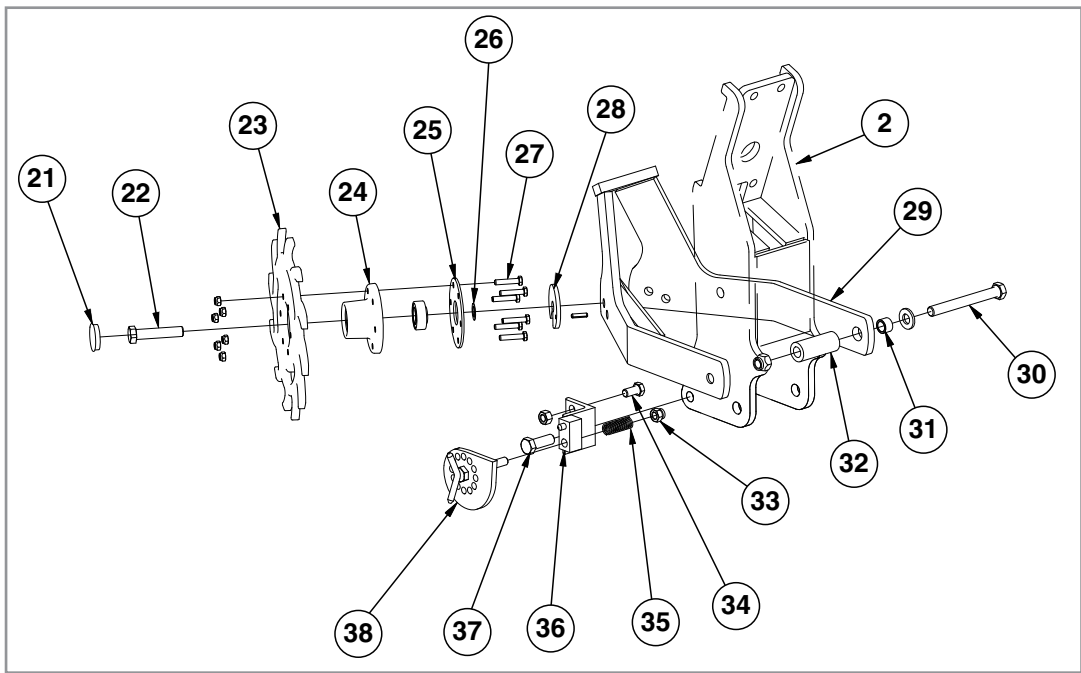
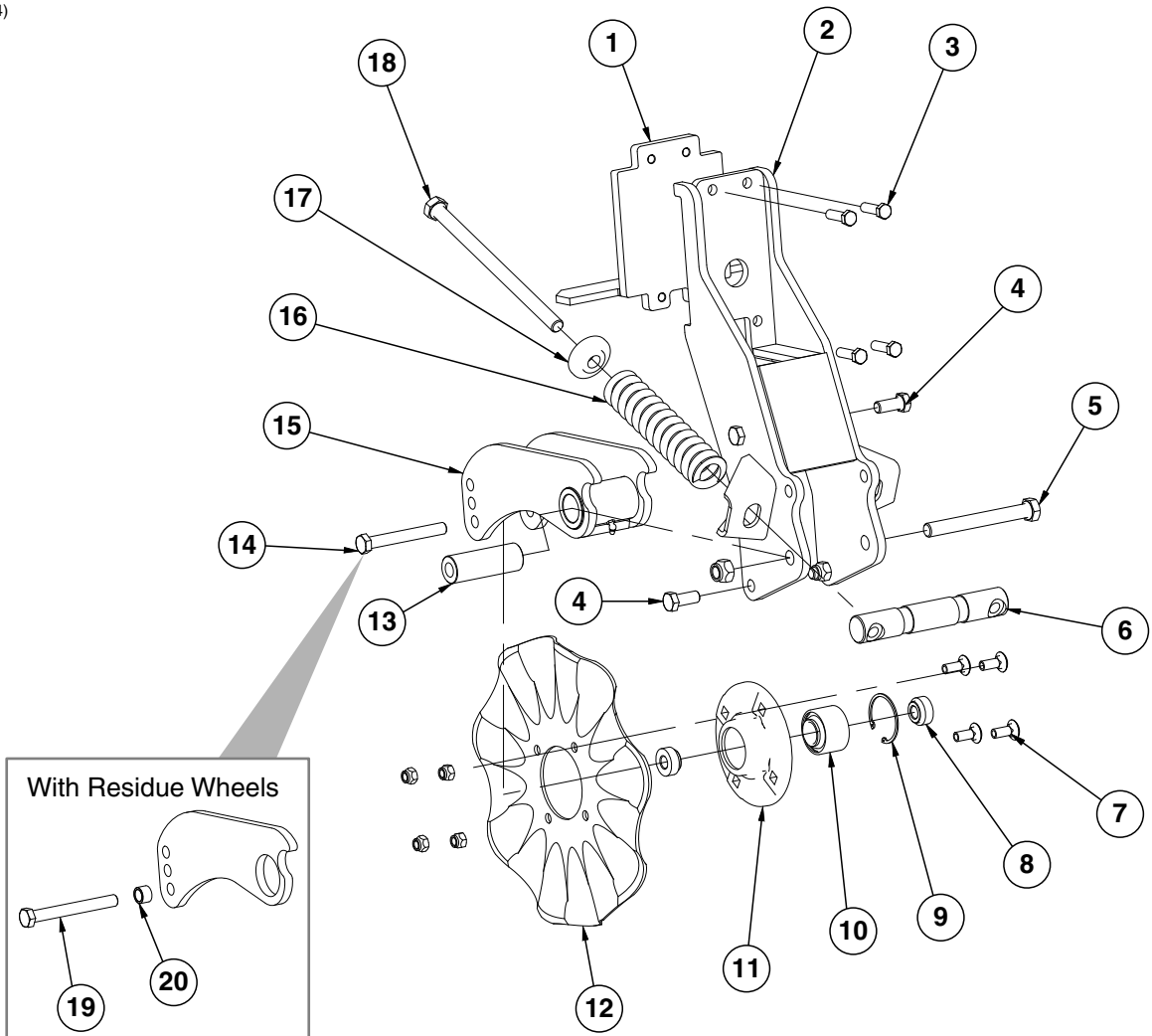
Style B





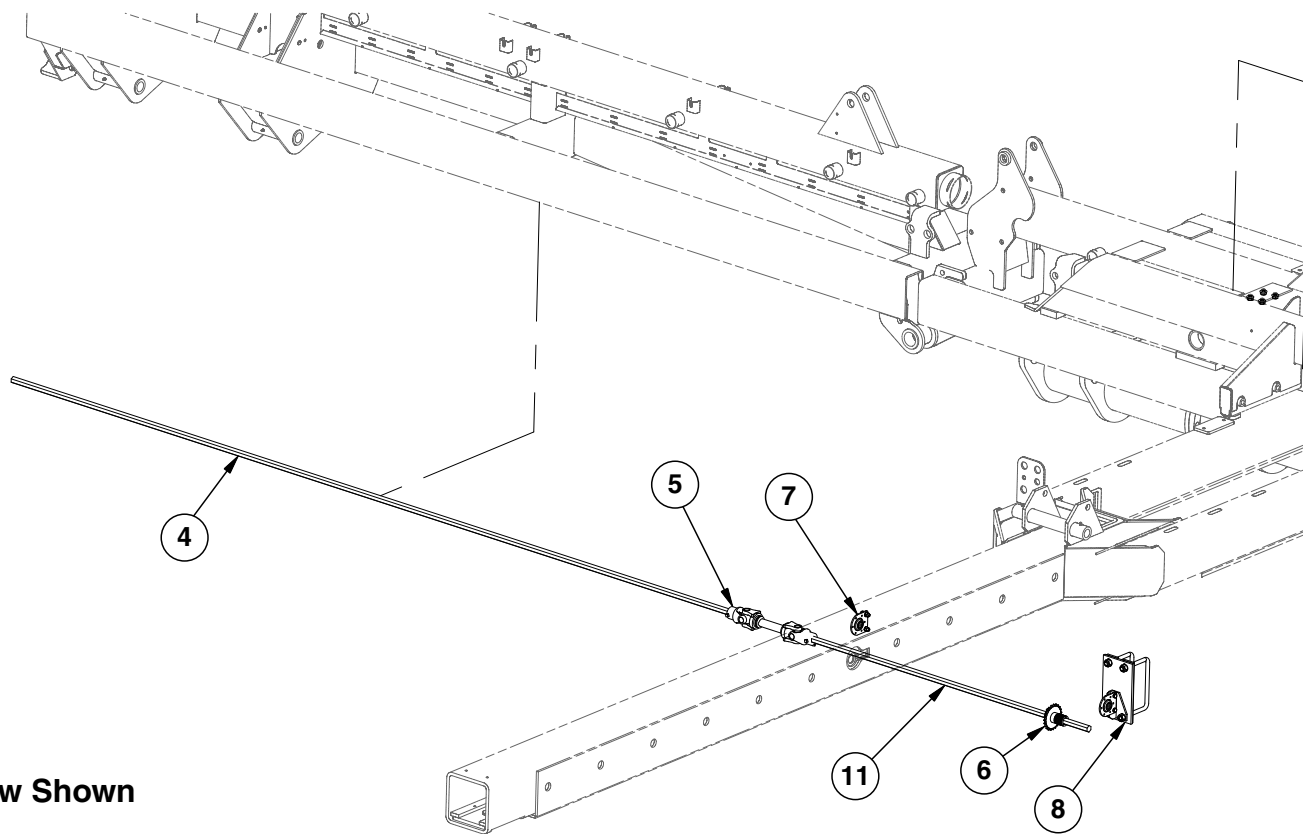
ITEM	PART NO.	QTY. (Per Row)	DESCRIPTION
1	GB0464	1	Residue Wheel Mount
2	GD26793	1	Cam Locking Pin
3	G10229	2	Lock Washer, 3/8"
4	G10004	2	Hex Head Cap Screw, 3/8"-16 x 1 1/4"
5	GA14251	1	Cam
6	GD10519	1	Spring
7	G11389	1	Flat Washer, 1/2" Plated SAE
8	G10003	2	Hex Head Cap Screw, 3/8"-16 x 1 1/2"
	G10229	2	Lock Washer, 3/8"
9	GA14250	1	Locking Pin
10	G11236	1	Hex Head Cap Screw, 3/4"-10 x 10 1/2"
	G11392	2	Flat Washer, 3/4" SAE
	GB0383	2	Bushing, 1 1/8" O.D. x 25/32" I.D. x 3/4" Long
	G11228	1	Lock Nut, 3/4"-10
11	GA8760	2	Weed Guard W/Spring Pin
	G10765	-	Spring Pin, 1/4" x 1"
12	G10213	4	Machine Bushing, 5/8" (.030" Thick)
13	GB0387	2	Wheel, 12 Tine, 3/8" x 12"
14	GA5654	2	Hub W/Bearings
	GA2014	-	Bearing
15	GD9724	2	Backing Plate
16	G10133	12	Hex Head Cap Screw, 5/16"-18 x 1 1/2"
17	G10109	12	Lock Nut, 5/16"-18, Grade 8
18	G10974	1	Lock Nut W/Nylon Insert, 1/2"-13
19	G10010	2	Hex Head Cap Screw, 5/8"-11 x 3"
20	G10503	2	Hex Jam Nut, 5/8"-11, Grade 2
21	GD1132	2	Dust Cap
22	GB0464	1	Residue Wheel Mount
A	GA12235	-	L.H. Residue Wheel (Items 13-17)
B	GA12236	-	R.H. Residue Wheel (Items 13-17)

(IP1292/IP1294)



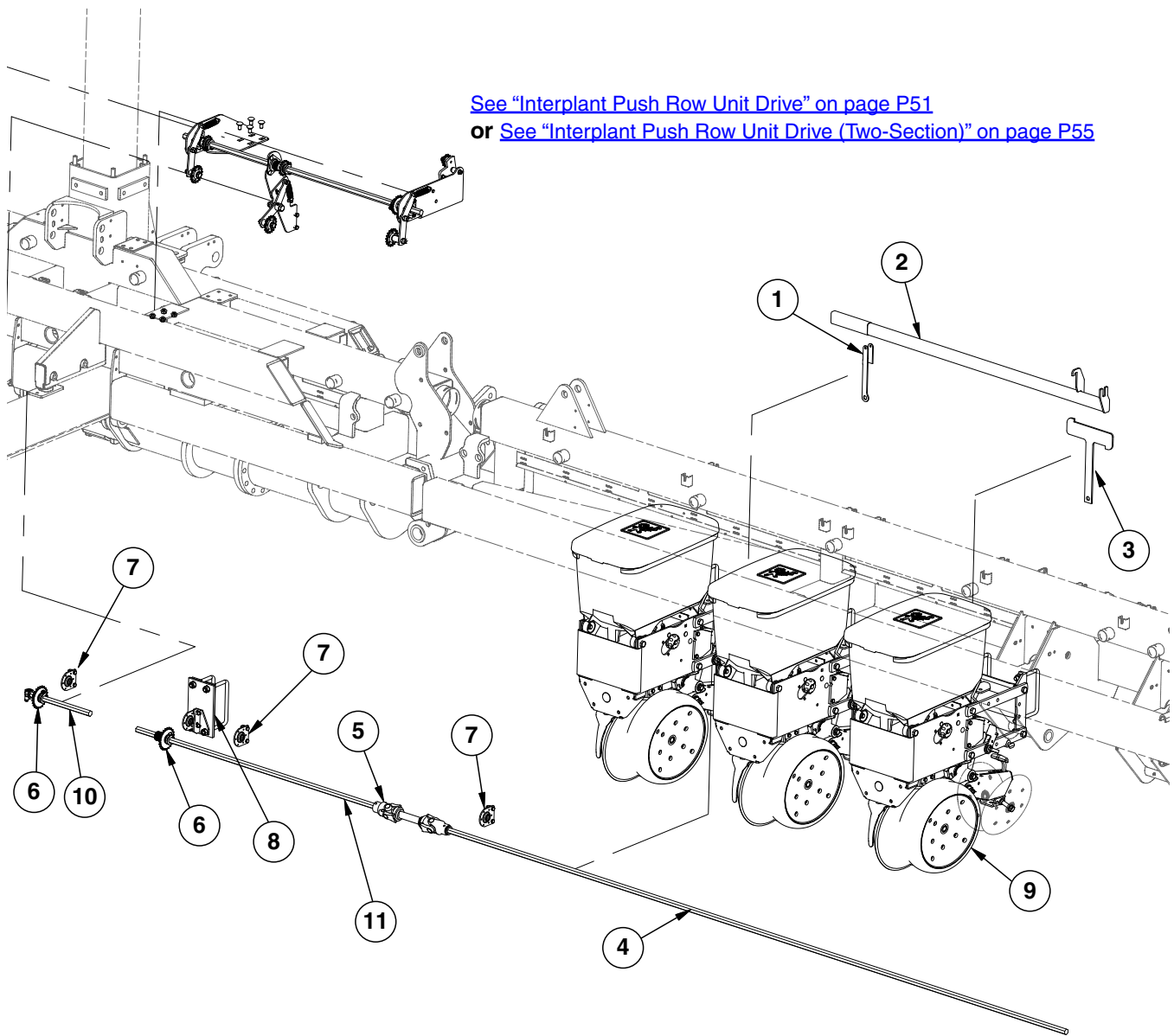
ITEM	PART NO.	QTY. (Per Row)	DESCRIPTION
1	GA9844	1	Plate W/Angle
2	GA9131	1	Coulter Frame
3	G10039	4	Hex Head Cap Screw, 1/2"-13 x 1 3/4"
4	G10007	4	Hex Head Cap Screw, 5/8"-11 x 1 1/2"
	G10107	4	Lock Nut, 5/8"-11
5	G10400	1	Hex Head Cap Screw, 3/4"-10 x 6 1/2"
	G10112	1	Lock Nut, 3/4"-10
6	GD12826	1	Spring Anchor Bar
7	G10574	4	Carriage Bolt, 1/2"-13 x 1 1/4"
	G10111	4	Lock Nut, 1/2"-13
8	GD12827	2	Adapter
9	GD19292	1	Retaining Ring, 27/16"
10	GA8603	1	Bearing, Double Row
11	GB0291	1	Coulter Hub
12	GD7803	1	Disc Blade, Fluted, 1", 8 Flutes (Shown)
	GD7804	-	Disc Blade, Bubbled, 1"
	GD9254	-	Disc Blade, Fluted, 3/4", 13 Flutes
13	GD12829	1	Sleeve
14	G10046	1	Hex Head Cap Screw, 5/8"-11 x 5"
	G10107	1	Lock Nut, 5/8"-11
15	GA9845	1	Coulter Arm W/Grease Fitting
	G10643	-	Grease Fitting, 45°, 1/4"-28
16	GD12817	2	Compression Spring
17	GB0213	2	Spring Seat
18	G11010	2	Hex Head Cap Screw, 3/4"-10 x 12"
19	G10011	1	Hex Head Cap Screw, 5/8"-11 x 5 1/2"
20	GB0218	1	Bushing, 2 1/32" I.D. x 7/8" O.D. x 1 9/32" Long
21	GD1132	2	Dust Cap
22	G10010	2	Hex Head Cap Screw, 5/8"-11 x 3"
	G10503	2	Hex Jam Nut, 5/8"-11, Grade 2
23	GB0387	2	Wheel, 12 Tine, 3/8" x 12"
24	GA5654	2	Hub W/Bearings
	GA2014	2	Bearing
25	GD9724	2	Backing Plate
26	G10213	2	Machine Bushing, 5/8" (.030" Thick)
27	G10133	12	Hex Head Cap Screw, 5/16"-18 x 1 1/2"
	G10109	12	Lock Nut, 5/16"-18, Grade 8
28	GA9862	2	Weed Guard W/Spring Pin
	G10765	1	Spring Pin, 1/4" x 1"
29	GA9865	1	Mount
30	G10011	2	Hex Head Cap Screw, 5/8"-11 x 5 1/2"
	G11391	2	Flat Washer, 5/8" SAE
	G10730	2	Lock Nut W/Nylon Insert, 5/8"-11
31	GB0218	2	Bushing, 2 1/32" I.D. x 7/8" O.D. x 1 9/32" Long
32	GD14170	2	Sleeve, 3"
34	G10014	1	Hex Head Cap Screw, 1/2"-13 x 1"
	G10102	1	Hex Nut, 1/2"-13
33	G10974	1	Lock Nut W/Nylon Insert, 1/2"-13
35	GD10519	1	Spring
36	GA15312	1	Support
37	G10005	1	Hex Head Cap Screw, 5/8"-11 x 1 3/4"
	G10107	1	Lock Nut, 5/8"-11
38	GA9861	1	Cam
A	GA12236	-	Wheel Assembly, 12 Tine, R.H. (Items 23-25 and 27) (Shown)
	GA12235	-	Wheel Assembly, 12 Tine, L.H. (Items 23-25 and 27)
B	GA8641	1	Hub W/Bearing And Retaining Ring (Items 9-11)

(IP1052a)



16 Row Shown

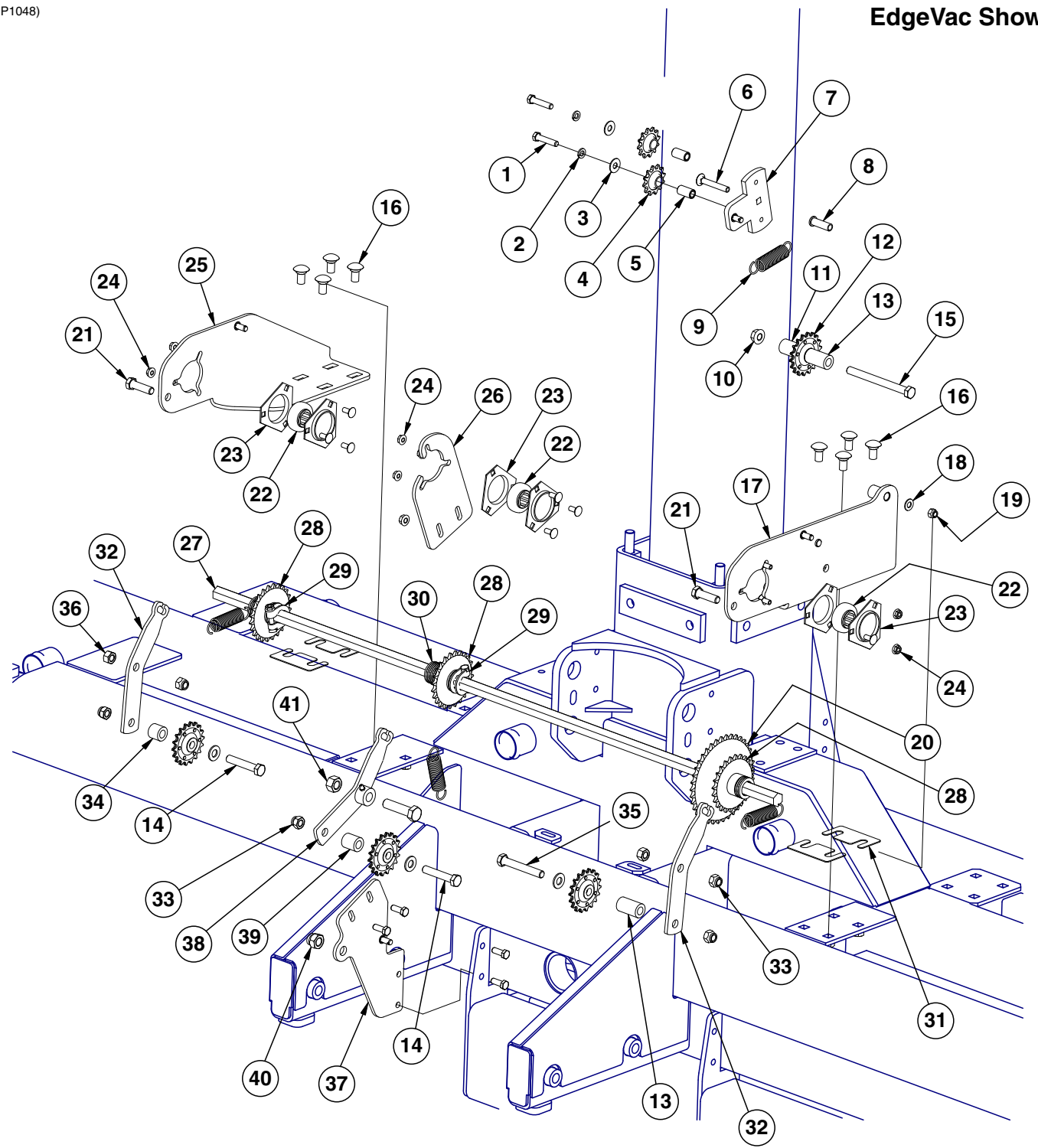
ITEM	PART NO.	QTY.	DESCRIPTION
1	GD18073	1	Bracket (Lift Lever)
2	GA8651	1	Lift Lever W/Boot
3	GD18074	1	Mount
4	GD0914-138	2	Hex Shaft, 7/8" x 138" (No Holes), 16 Row
	GD0914-78	2	Hex Shaft, 7/8" x 78" (No Holes), 12 Row
5	GA7123	2	U-Joint Assembly, 4 1/2"
	G10688	4	Square Head Set Screw, 3/8"-16 x 5/8"
6	GA5108	3	Sprocket, 23 Tooth (Mechanical)
	GA5109	3	Sprocket, 24 Tooth (EdgeVac)
	GA11331	2	Hex Lock Clamp Assembly
	G10233	54	Machine Bushing, 1 1/2" x 1/32", 10 Gauge
7	GA2180	6	Hanger Bearing, 7/8" Hex Bore
	G10229	12	Lock Washer, 3/8"
	G10101	12	Hex Nut, 3/8"-16
	G10004	12	Hex Head Cap Screw, 3/8"-16 x 1 1/4"
	G10233	3	Machine Bushing, 1 1/2" x 1/32", 10 Gauge
8	GA13683	2	Base Plate
	GD16598	11	U-Bolt, 4" x 7" x 5/8"-11
	GA13679	2	Bearing Mount
	G10230	21	Lock Washer, 5/8"
	G10104	25	Hex Nut, 5/8"-11
	GA2180	6	Hanger Bearing, 7/8" Hex Bore
	G10229	12	Lock Washer, 3/8"
	G10101	12	Hex Nut, 3/8"-16
	G10004	12	Hex Head Cap Screw, 3/8"-16 x 1 1/4"



ITEM	PART NO.	QTY.	DESCRIPTION
9	---	-	<a href="#">See "Interplant Push Row Unit" on page P59</a>
10	GD5887-14	1	Hex Shaft, 7/8" x 14"
11	GD0914-54	2	Hex Shaft, 7/8" x 54"

(IP1048)

EdgeVac Shown



ITEM	PART NO.	QTY.	DESCRIPTION
1	G10047	2	Hex Head Cap Screw, 3/8"-16 x 1 3/4"
2	G10229	2	Lock Washer, 3/8"
3	G11387	2	Flat Washer, 3/8" SAE
4	GD7426	2	Sprocket, 12 Tooth
5	GD1026	2	Sleeve, 1 3/16" Long
6	G10317	1	Carriage Bolt, 3/8"-16 x 2 1/2"
7	GD15537	1	Bracket
	G10860	1	Retaining Ring, 3/8" (Not Included in Double Ider Assembly (GA11287))
	G10870	1	Clevis Pin, 3/8" x 1" (Not Included in Double Ider Assembly (GA11287))
8	GD19360	1	Bushing, 3/8" x 1/2"
9	GD5857	4	Spring
10	G10071	1	Serrated Flange Nut, 1/2"-13
11	GD4887-16	1	Sleeve, 1" O.D. x 5/8" I.D. x 1 5/8"
12	GA7154	4	Sprocket W/Bearing, 18 Tooth
13	GD4887-18	2	Sleeve, 1" O.D. x 5/8" I.D. x 1 3/4"
14	G10397	2	Hex Head Cap Screw, 1/2"-13 x 2 3/4"
	G11389	2	Flat Washer, 1/2" Plated SAE
15	G10980	1	Hex Head Cap Screw, 1/2"-13 x 5 1/2"
16	G10390	8	Carriage Bolt, 1/2"-13 x 1"
	G10071	8	Serrated Flange Nut, 1/2"-13
17	GA13588	1	Crossover Bracket
	G10860	2	Retaining Ring, 3/8"
	G10870	2	Clevis Pin, 3/8" x 1"
18	G11387	1	Flat Washer, 3/8" SAE
19	G10108	1	Lock Nut, 3/8"-16
20	GA11285	1	Sprocket, 38 Tooth (Used W/EdgeVac Hydraulic Drive)
	G3310-170		Chain, No. 40, 170 Pitch Including Connector Link
	GA5107		Sprocket, 19 Tooth (Used W/Mechanical Hydraulic Drive)
	G3310-158		Chain, No. 40, 158 Pitch Including Connector Link (Mechanical)
	GR0912		Connector Link, No. 40
21	G10039	2	Hex Head Cap Screw, 1/2"-13 x 1 3/4"
22	G2100-03	3	Bearing, 7/8" Hex Bore, Spherical
23	G3400-01	6	Flangette
24	G10620	9	Serrated Flange Nut, 5/16"-18
	G10312	9	Carriage Bolt, 5/16"-18 x 3/4"
25	GD18748	1	Interplant Carrier Bracket
	G10860	1	Retaining Ring, 3/8"
	G10870	1	Clevis Pin, 3/8" x 1"
26	GD19085	1	Middle Row Adjusting Bracket
27	GD0914-52	1	Hex Shaft, 7/8" x 52"
28	GA5109	3	Sprocket, 24 Tooth (Used W/EdgeVac Hydraulic Drive)
	GA5105	3	Sprocket, 15 Tooth (Used W/Mechanical Hydraulic Drive)
	G3310-104	-	Chain, No. 40, 104 Pitch Including Connector Link, Used With 38 Tooth(EdgeVac)
	G3310-100	-	Chain, No. 40, 100 Pitch Including Connector Link (Mechanical)
	GR0912	-	Connector Link, No. 40
29	GA11331	3	Hex Lock Clamp Assembly
30	G10233	21	Machine Bushing, 1 1/2" x 1/32", 10 Gauge
31	GD19599	4	Shim, 16 Gauge
32	GD17051	2	Idler
33	G10111	5	Lock Nut, 1/2"-13
34	GD4887-14	1	Sleeve, 1" O.D. x 9/16" I.D. x 7/8"

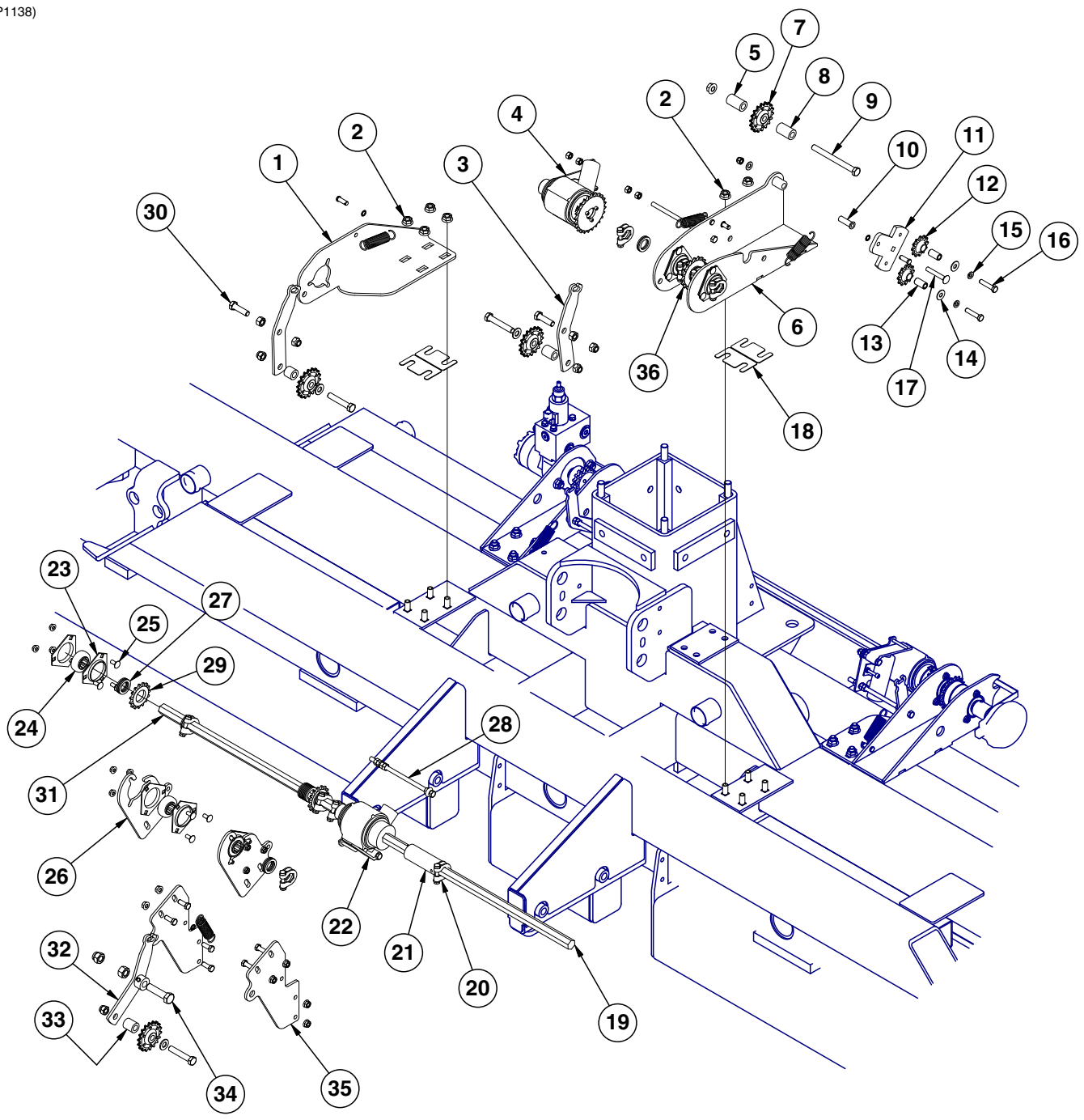
Continued on the next page.

ITEM	PART NO.	QTY.	DESCRIPTION
35	G10033	1	Hex Head Cap Screw, ½"-13 x 3½"
	G11389	1	Flat Washer, ½" Plated SAE
36	G10102	2	Hex Nut, ½"-13
37	GD19596	1	Middle Row Bracket
	G10860	1	Retaining Ring, ⅜"
	G10870	1	Clevis Pin, ⅜" x 1"
	G10001	4	Hex Head Cap Screw, ⅜"-16 x 1"
	G10622	4	Serrated Flange Nut, ⅜"-16
38	GA13234	1	Idler Arm (R.H.)
39	GD4887-17	1	Sleeve, 1 O.D. x ⅞ I.D. x 1½"
40	G10107	1	Lock Nut, ⅝"-11
41	G10104	1	Hex Nut, ⅝"-11
	G10009	1	Hex Head Cap Screw, ⅝"-11 x 2½"
A	GA11287	-	Double Idler Assembly (Includes Items 1-5 and 7)



**This page left blank intentionally.**

(IP1138)



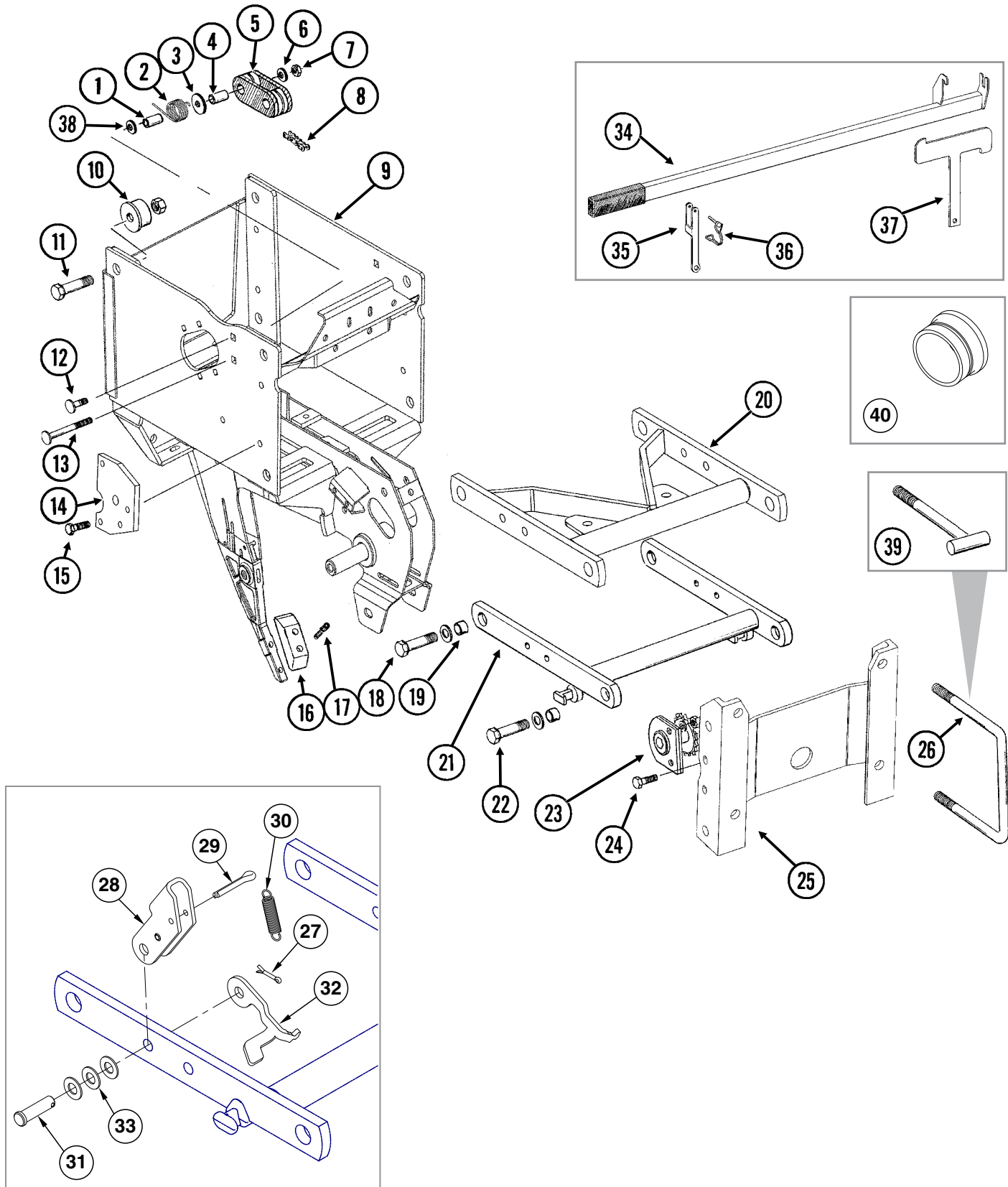
ITEM	PART NO.	QTY.	DESCRIPTION
1	GD18748	1	Interplant Carrier Bracket
	G10870	1	Clevis Pin, 3/8" x 1"
	G10860	1	Retaining Ring, 3/8"
	GD5857	4	Spring
2	G10071	9	Serrated Flange Nut, 1/2"-13
	G10574	8	Carriage Bolt, 1/2"-13 x 1 1/4"
3	GD17051	2	Idler
	G10038	1	Hex Head Cap Screw, 1/2"-13 x 3"
	GD4887-04	1	Sleeve, 1" O.D. x 5/8" I.D. x 1 1/4"
	G3310-100	3	Chain, No. 40, 100 Pitch Including Connector Link (Mechanical)
	G3310-104	3	Chain, No. 40, 104 Pitch Including Connector Link, Used With 38 Tooth (EdgeVac)
4	GR0912	-	Connector Link, No. 40
	---	-	<a href="#">See "Point Row Clutch" on page P131</a>
	G11366	1	Hex Head Cap Screw, 3/8"-16 x 8"
	G10101	4	Hex Nut, 3/8"-16
5	GD4887-18	1	Sleeve, 1" O.D. x 5/8" I.D. x 1 3/4"
6	GA14198	1	Crossover Brackets (Two-Section)
	G10870	2	Clevis Pin, 3/8" x 1"
	G10860	2	Retaining Ring, 3/8"
7	GA7154	4	Sprocket W/Bearing, 18 Tooth
8	GD4887-16	1	Sleeve, 1" O.D. x 5/8" I.D. x 1 5/8"
9	G10980	1	Hex Head Cap Screw, 1/2"-13 x 5 1/2"
10	GD19360	1	Bushing, 3/8" x 1/2"
11	GD15537	1	Bracket
	G10870	1	Clevis Pin, 3/8" x 1" (Not Included in Double Idler Assembly (GA11287))
	G10860	1	Retaining Ring, 3/8" (Not Included in Double Idler Assembly (GA11287))
12	GD7426	2	Sprocket, 12 Tooth
13	GD1026	2	Sleeve, 1 3/16"
14	G11387	2	Flat Washer, 3/8" SAE
15	G10229	2	Lock Washer, 3/8"
16	G10047	2	Hex Head Cap Screw, 3/8"-16 x 1 3/4"
17	G10317	1	Carriage Bolt, 3/8"-16 x 2 1/2"
18	GD19599	4	Shim, 16 Gauge
19	GD0914-18	1	Hex Shaft, 7/8" x 18" (No Holes)
20	GA11331	9	Hex Lock Clamp Assembly
21	GD10126	1	Coupler, 4"
22	GA7110	1	Point Row Clutch Assembly, R.H.
23	G3400-01	10	Flangette
24	G2100-03	5	Bearing, 7/8" Hex Bore, Spherical
	G10312	15	Carriage Bolt, 5/16"-18 x 3/4"
25	G10620	15	Serrated Flange Nut, 5/16"-18
	GD20214	2	Middle Row Adjusting Bracket
	G10870	1	Clevis Pin, 3/8" x 1"
26	G10860	1	Retaining Ring, 3/8"
	G10233	22	Machine Bushing, 1 1/2" x 1/32", 10 Gauge
	G11387	1	Flat Washer, 3/8" SAE
27	G10108	1	Lock Nut, 3/8"-16
	G11366	1	Hex Head Cap Screw, 3/8"-16 x 8"
	G10101	4	Hex Nut, 3/8"-16
28	G11091	1	Serrated Flange Nut, 3/8"-16
	GA5105	2	Sprocket, 15 Tooth (Mechanical)
29	GA5109	-	Sprocket, 24 Tooth (EdgeVac)

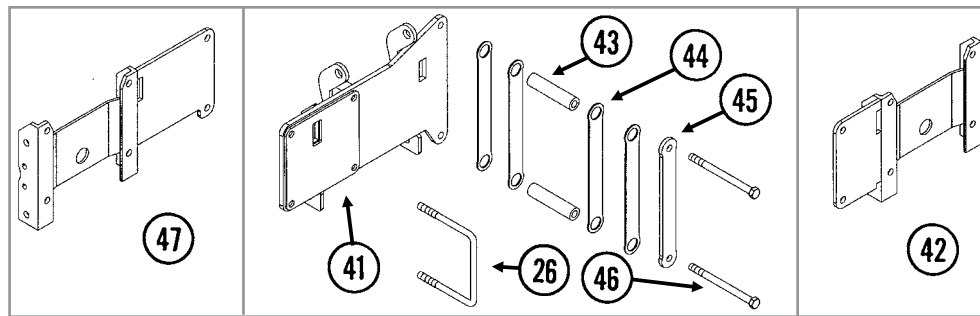
Continued on the next page.

ITEM	PART NO.	QTY.	DESCRIPTION
30	G10039	2	Hex Head Cap Screw, ½"-13 x 1¾"
	G10102	2	Hex Nut, ½"-13
	G10111	5	Lock Nut, ½"-13
	GD4887-14	1	Sleeve, 1" O.D. x 9/16" I.D. x 7/8"
	G10397	2	Hex Head Cap Screw, ½"-13 x 2¾"
	G11389	3	Flat Washer, ½" Plated SAE
31	GD0914-28	1	Hex Shaft, 7/8" x 28"
32	GA13234	1	Idler Arm (R.H.)
33	GD4887-17	1	Sleeve, 1 O.D. x 9/16 I.D. x 1 1/8"
34	G10009	1	Hex Head Cap Screw, 5/8"-11 x 2 1/2"
	G10104	1	Hex Nut, 5/8"-11
	G10107	1	Lock Nut, 5/8"-11
35	GD19596	2	Middle Row Bracket
	G10001	8	Hex Head Cap Screw, 3/8"-16 x 1"
	G10622	9	Serrated Flange Nut, 3/8"-16
36	GA5107	1	Sprocket, 19 Tooth (Mechanical)
	G3310-158	1	Chain, No. 40, 158 Pitch Including Connector Link (Mechanical)
	GA11285	1	Sprocket, 38 Tooth (EdgeVac)
	G3310-170	1	Chain, No. 40, 170 Pitch Including Connector Link (EdgeVac)
	GR0912	-	Connector Link, No. 40
A	GA11287	-	Double Idler Assembly (Includes Items 11-16)

**This page left blank intentionally.**

NOTE: Push row units use the same seed tube, row unit depth adjustment components, quick adjustable down force springs, 15" opener disc blades, gauge wheels, closing wheels, meter drive and seed hopper as the pull row unit. See those pages for common parts.





ITEM	PART NO.	QTY. (Per Row)	DESCRIPTION
1	GD1026	1	Sleeve, 1 $\frac{3}{16}$ " Long
2	GD11218	1	Spring
3	G10201	1	Special Washer, $\frac{3}{8}$ " x 1 $\frac{1}{2}$ " O.D.
4	GD8893-01	1	Sleeve, 1 $\frac{3}{8}$ " Long
5	GD11962	1	Idler
6	G11387	1	Flat Washer, $\frac{3}{8}$ " SAE
7	G10108	1	Lock Nut, $\frac{3}{8}$ "-16
8	G3303-96	1	Chain, No. 41, 96 Pitch Including Connector Link (Mechanical)
	G3303-100	-	Chain, No. 41, 100 Pitch Including Connector Link (EdgeVac)
	GR0196	1	Connector Link, No. 41
9	GA10161	-	Push Row Unit Shank
10	GB0314	2	Hopper Mount
11	G10751	2	Hex Head Cap Screw, $\frac{5}{8}$ "-18 x 1 $\frac{3}{4}$ "
	G11514	2	Lock Nut, $\frac{5}{8}$ "-18
12	G10599	1	Carriage Bolt, $\frac{3}{8}$ "-16 x 1 $\frac{1}{4}$ "
	G10101	1	Hex Nut, $\frac{3}{8}$ "-16
	G10108	1	Lock Nut, $\frac{3}{8}$ "-16
13	G10307	1	Carriage Bolt, $\frac{3}{8}$ "-16 x 3 $\frac{1}{2}$ "
14	GD24545	2	Stop
15	G10004	4	Hex Head Cap Screw, $\frac{3}{8}$ "-16 x 1 $\frac{1}{4}$ "
	G10108	4	Lock Nut, $\frac{3}{8}$ "-16
16	GB0301	1	Seed Tube Guard/Inner Scraper
17	G10912	2	Hex Socket Head Cap Screw, $\frac{5}{16}$ "-18 x 1", Grade 8
18	G10751	4	Hex Head Cap Screw, $\frac{5}{8}$ "-18 x 1 $\frac{3}{4}$ "
	G11391	4	Flat Washer, $\frac{5}{8}$ " SAE
	G11514	4	Lock Nut, $\frac{5}{8}$ "-18
19	GB0218	8	Bushing, 2 $\frac{1}{32}$ " I.D. x $\frac{7}{8}$ " O.D. x 1 $\frac{9}{32}$ " Long
20	GA11969	1	Upper Arm
21	GA5787	1	Lower Arm
22	G10732	4	Hex Head Cap Screw, $\frac{5}{8}$ "-18 x 2"
	G11391	4	Flat Washer, $\frac{5}{8}$ " SAE
	G11514	4	Lock Nut, $\frac{5}{8}$ "-18
23	GA1720	1	Bearing/Sprocket, $\frac{7}{8}$ " Hex Bore
24	G10004	2	Hex Head Cap Screw, $\frac{3}{8}$ "-16 x 1 $\frac{1}{4}$ "
	G10229	2	Lock Washer, $\frac{3}{8}$ "
	G10101	2	Hex Nut, $\frac{3}{8}$ "-16
25	GA11971	1	Mounting Plate
26	GD1113	-	U-Bolt, 5" x 7" x $\frac{5}{8}$ "-11
	G10230	-	Lock Washer, $\frac{5}{8}$ "
	G10104	-	Hex Nut, $\frac{5}{8}$ "-11

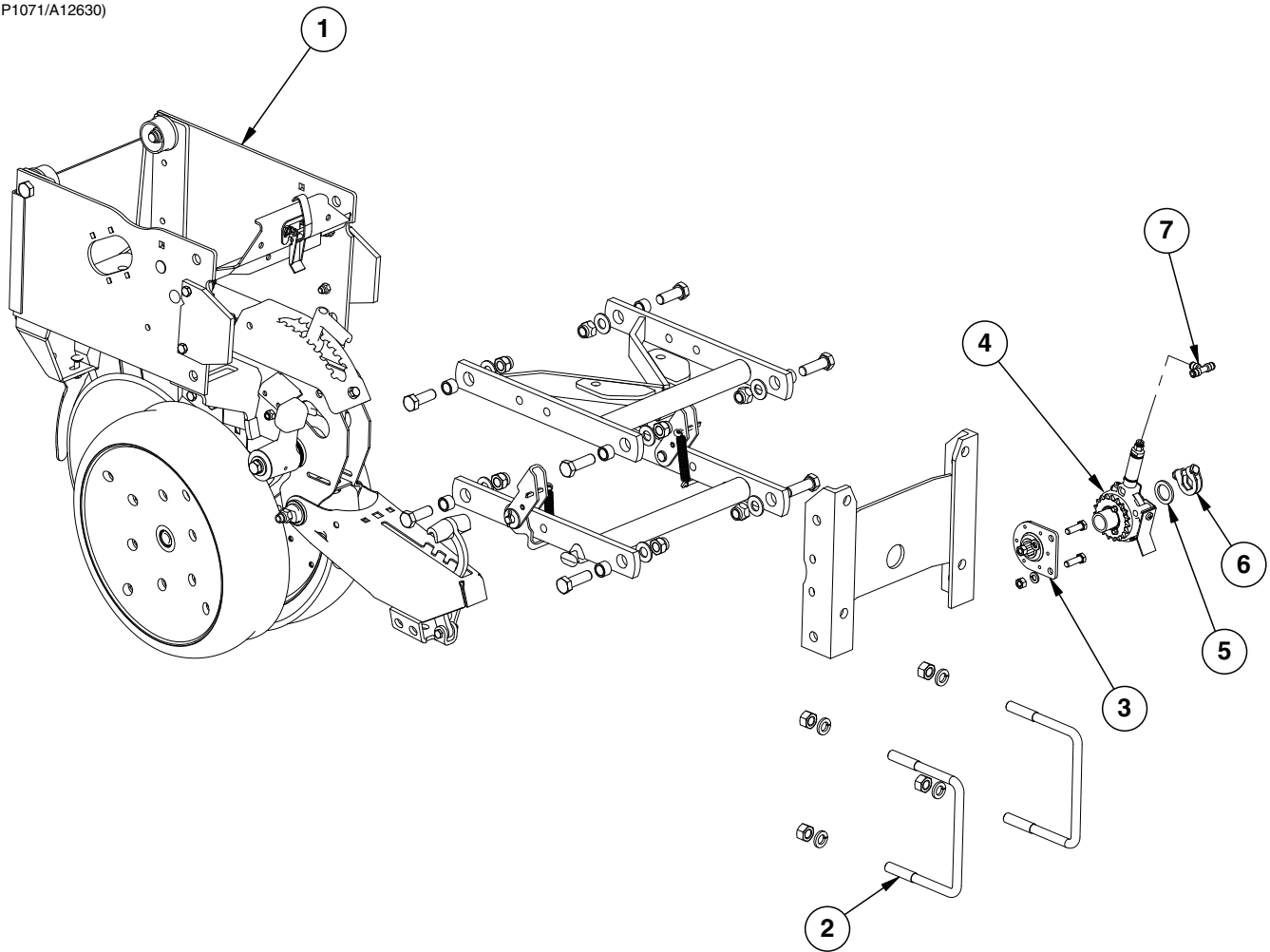
Continued on the next page.

ITEM	PART NO.	QTY. (Per Row)	DESCRIPTION
27	G10451	1	Cotter Pin, 1/8" x 1"
28	GD11264 G10718	1	Lockup Spring Pin, 5/16" x 1 1/8"
29	G10463	1	Cotter Pin, 1/4" x 1 1/2"
30	GD25569	1	Spring
31	G10284	1	Clevis Pin, 1/2" x 1 1/2"
32	GD25568	1	Spring Mount Tab
33	G10216	3	Washer, 1/2" USS
34	GA8651 GD11649	1 -	Lift Lever W/Boot Boot
35	GD18073	1	Bracket (Lift Lever)
36	GD9695	1	Wire Lock Pin, 1/4" x 1 3/4"
37	GD18074	1	Mount
38	G11387	1	Flat Washer, 3/8" SAE
39	GA9105 G10230 G10104	- - -	T-Bolt, 5/8"-11 x 6" (Center Rows) Lock Washer, 5/8" Hex Nut, 5/8"-11
40	GD17052 G10001 G10108 G11387	- - - -	Vacuum Plug Hex Head Cap Screw, 3/8"-16 x 1" Lock Nut, 3/8"-16 Flat Washer, 3/8" SAE
41	GA12677	-	Offset Hinge Mount
42	GA12675	-	Offset Mount
43	GD7817-18	2	Spacer, 1 1/16" I.D. x 5 1/2" Long
44	GD18136	4	Pad
45	GD18135	1	Bar
46	G10341 G10230 G10104	- - -	Hex Head Cap Screw, 5/8"-11 x 8" Lock Washer, 5/8" Hex Nut, 5/8"-11
47	GA12676	-	Offset Mount
A	G1K534	-	Push Unit Lock-Up Kit, Items 27-33 (includes GD11648 - Push Unit Stop)
B	G1K535	-	Push Unit Spring Lock-Up Kit, Items 27-33



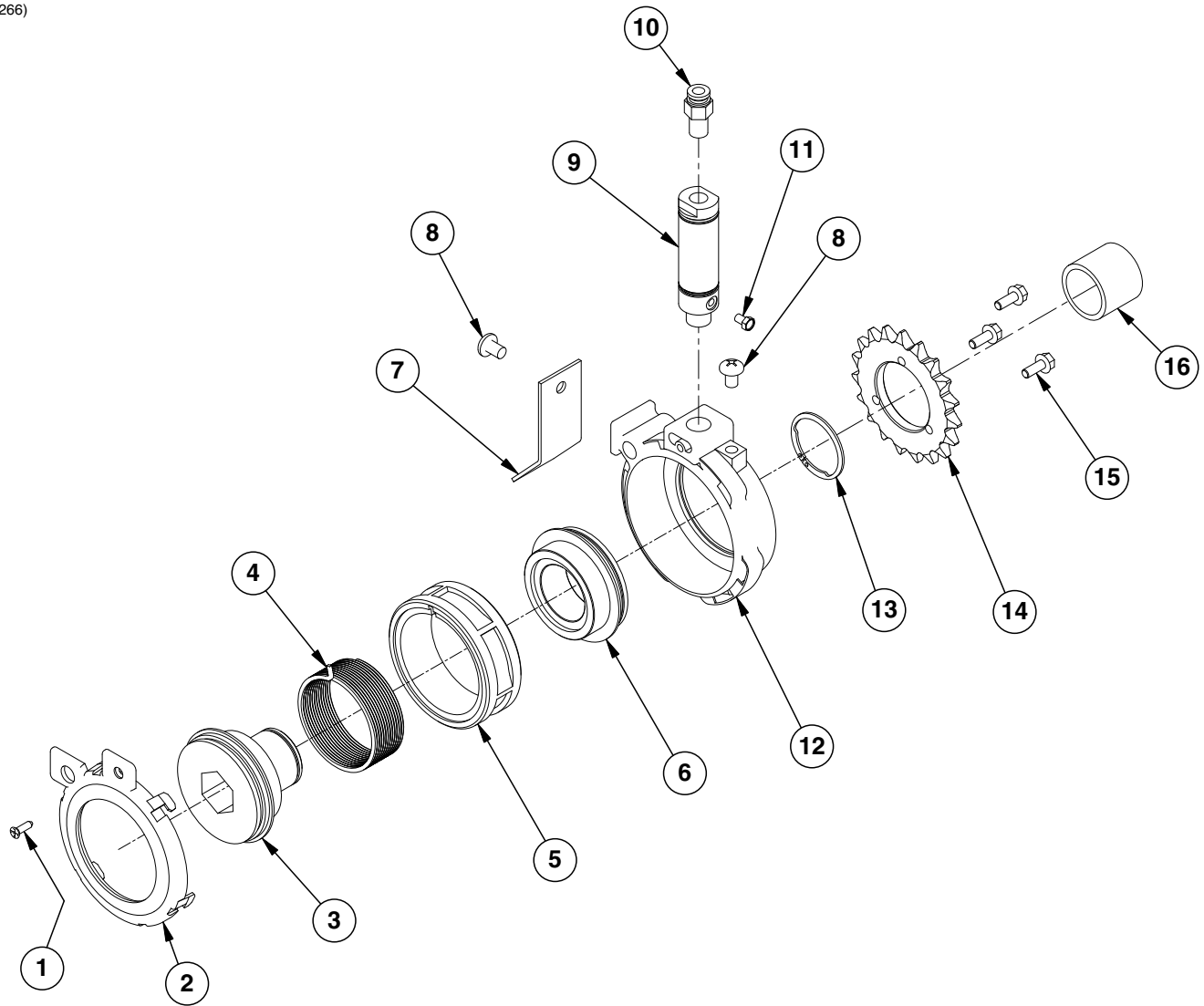
**This page left blank intentionally.**

(IP1071/A12630)



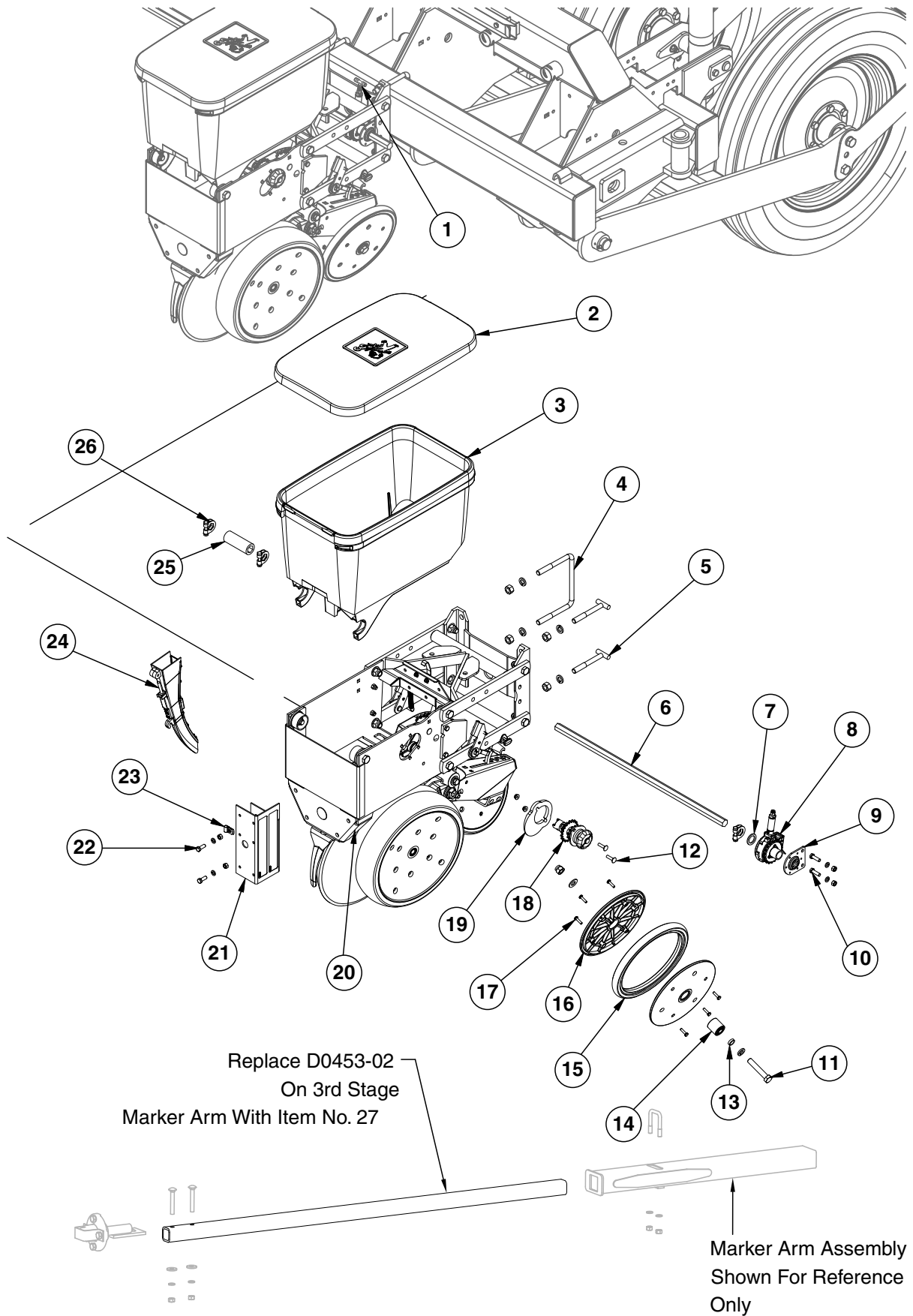
ITEM	PART NO.	QTY.	DESCRIPTION
1	---	-	<a href="#">See "Interplant Push Row Unit" on page P59</a>
2	GD16598	2	U-Bolt, 4" x 7" x 5/8"-11
	G10230	4	Lock Washer, 5/8"
	G10104	4	Hex Nut, 5/8"-11
3	GA2180	1	Hanger Bearing, 7/8" Hex Bore
	G10004	2	Hex Head Cap Screw, 3/8"-16 x 1 1/4"
	G10229	2	Lock Washer, 3/8"
	G10101	2	Hex Nut, 3/8"-16
4	---	-	<a href="#">See "Interplant Push Row Unit, Air Clutch" on page P63</a>
5	G10233	1	Machine Bushing, 1 1/2" x 1/32", 10 Gauge
6	GA11331	1	Hex Lock Clamp Assembly
7	GD18015	1	Tee, 1/4" Press On
	GD17151-04	1	Nylon Tubing, 1/4 O.D. x 4'

(IP1266)



ITEM	PART NO.	QTY. (Per Row)	DESCRIPTION
1	G11243	1	Slotted Flat Head Machine Screw, No. 8-32 x 1/2", Stainless Steel
2	GR1894	1	Air Housing Cover
3	GR1830	1	Hex Bushing
4	GR1813	1	Clutch Spring
5	GR1818	1	Ratchet Gear
6	GR1829	1	Sprocket Hub
7	GR1899	1	Anti-Rotation
8	G11296	2	Pan Head Machine Screw, 1/4"-20 x 3/4" x 3/4"
9	GR1896	1	Air Cylinder (Includes Items 10 and 11)
10	GR1819	1	Push Connect, 1/8" NPT Male x 1/4"
11	GR1898	1	Filter
12	GR1895	1	Air Clutch Housing
13	G11295	1	Retaining Ring
14	GR1831	1	Sprocket, 19 Tooth
15	G11239	3	Hex Head Cap Screw, 10-32 x 1/2"
16	GD18891	1	Spacer, 1/4" O.D. x 1"
A	GA12630	-	Air Clutch Assembly, (Items 1-16)

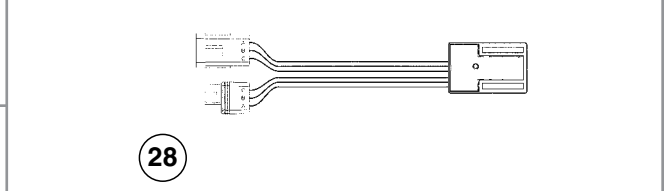
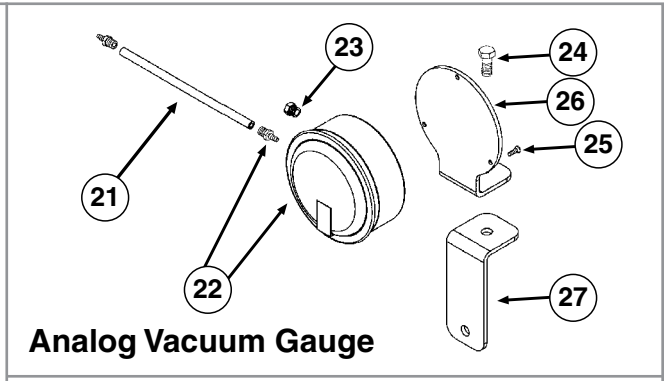
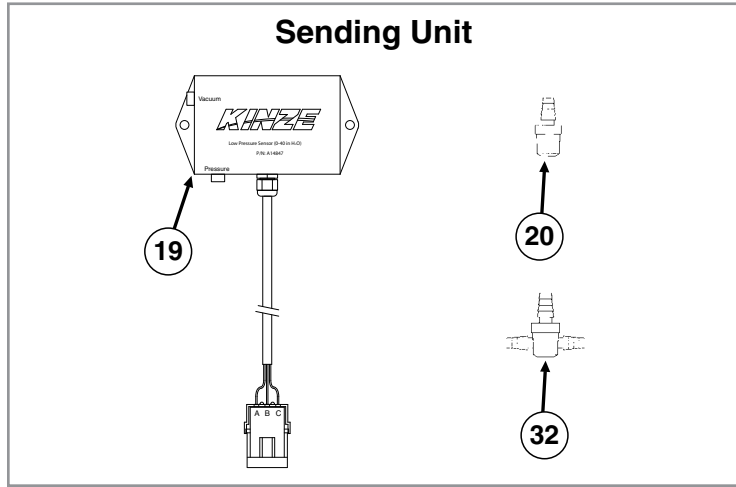
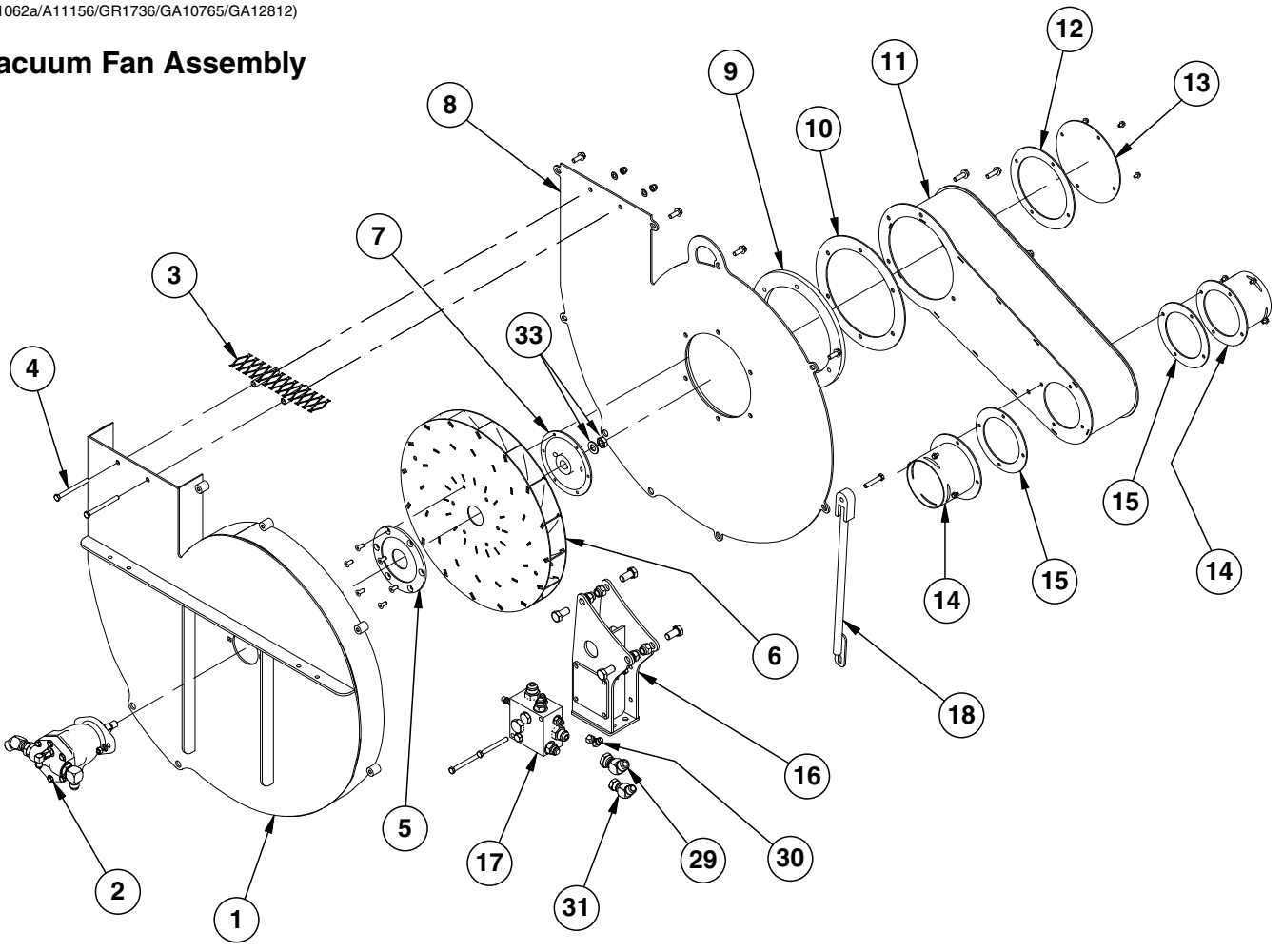
(IP1053)



ITEM	PART NO.	QTY.	DESCRIPTION
1	GD18015	1	Tee, ¼" Press On
2	GD11279	1	Lid
3	GA9714	1	Seed Hopper, Reinforced
4	GD16598	1	U-Bolt, 4" x 7" x ⅝"-11
	G10230	6	Lock Washer, ⅝"
	G10104	4	Hex Nut, ⅝"-11
5	GA13587	2	T-Bolt, ⅝"-11 x 5"
6	GD0914-30	1	Hex Shaft, ⅞" x 30" (No Holes)
7	G10233	1	Machine Bushing, 1½" x ⅛", 10 Gauge
8	---	-	<a href="#">See "Interplant Push Row Unit, Air Clutch" on page P63</a>
9	GA2180	1	Hanger Bearing, ⅞" Hex Bore
10	G10004	2	Hex Head Cap Screw, ⅝"-16 x 1¼"
	G11391	2	Flat Washer, ⅝" SAE
	G10107	2	Lock Nut, ⅝"-11
11	G10013	2	Hex Head Cap Screw, ⅝"-11 x 3½"
12	G10338	2	Carriage Bolt, ⅝"-18 x 1¼"
	G10620	2	Serrated Flange Nut, ⅝"-18
13	GD1109	2	Bushing, 4⅛" I.D. x ⅞" O.D. x ¼" Long
14	GA6171	2	Bearing
15	GD1085	2	Rubber Tire, 1" x 12"
16	GD9120	4	Nylon Half Wheel
17	G10064	12	Hex Head Cap Screw, ¼"-20 x 1"
18	GA10151	1	Meter Drive Assembly Complete, 11/19 Tooth
19	GB0331	1	Clutch Adapter Plate
20	---	-	<a href="#">See "Interplant Push Row Unit" on page P59</a>
21	GA9130	1	Push Row Unit Light Bracket
22	G10001	2	Hex Head Cap Screw, ⅝"-16 x 1"
	G10229	4	Lock Washer, ⅝"
	G10101	4	Hex Nut, ⅝"-16
23	GD6291	1	Insulated Clamp, ⅝"
24	---	-	<a href="#">See "Planter Monitor Module (PMM)" on page P207</a>
25	GD1719	1	Coupler, 4"
26	GA11331	3	Hex Lock Clamp Assembly
27	GD0453-03	-	Extension Tube, 50", 12 Row
	GD0453-08	1	Extension Tube, 65", 16 Row
A	GA6434	2	Rubber Closing Wheel Complete W/Bearing (Items 14-16)

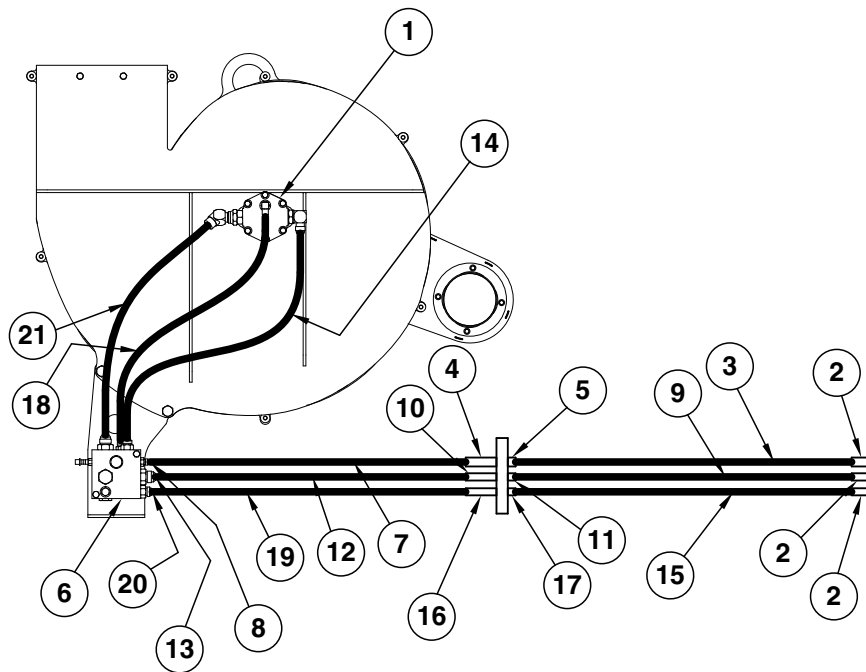
(IP1062a/A11156/GR1736/GA10765/GA12812)

Vacuum Fan Assembly



ITEM	PART NO.	QTY.	DESCRIPTION
1	GA13299	1	Shroud
2	---	-	<a href="#">See "Vacuum Fan Hydraulic Motor Assembly" on page P70</a>
	G10599	2	Carriage Bolt, 3/8"-16 x 1 1/4"
	G10229	2	Lock Washer, 3/8"
	G10101	2	Hex Nut, 3/8"-16
3	GA11987	1	Screen
4	G10063	2	Hex Head Cap Screw, 3/8"-16 x 4"
	G11387	2	Flat Washer, 3/8" SAE
	G10108	2	Lock Nut, 3/8"-16
5	GD15789	1	Backing Plate
	G11133	6	Hex Socket Head Cap Screw, 5/16"-18 x 3/4", Grade 8
6	GA10635	1	Impeller
7	GD15790	1	Hub
	G10499	1	Hex Jam Nut, 5/8"-18, Grade 2
	G11387	1	Flat Washer, 3/8" SAE
8	GA13671	1	Fan Cover
	G11124	6	Whiz Lock Bolt, 3/8"-16 x 1"
9	GD16839	1	Spacer, 1/2" x 12"
10	GD16992	1	Gasket, 1/8" x 11 7/8"
11	GA13670	1	Snorkel
	G11204	4	Flanged Whiz Lock Screw, 3/8"-16 x 1 1/4", Serrated
12	GD19470	1	Flange Seal, 4 Bolt
13	GD19469	1	Snorkel Access Cover
	G11166	4	Flanged Whiz Lock Screw, 1/4"-20 x 3/4", Serrated
14	GA13667	2	Snorkel Flange
	G11166	8	Flanged Whiz Lock Screw, 1/4"-20 x 3/4", Serrated
15	GD19460	2	Flange Seal, 4 Bolt
	G10055	4	Hex Head Cap Screw, 5/8"-11 x 1 1/4" (Stop Bolt)
	G10107	4	Lock Nut, 5/8"-11
16	GA13631	1	Fan Mount
17	---	-	<a href="#">See "Vacuum Fan Motor Valve Block Assembly (Located Below Vacuum Fan Motor Assembly)" on page P71</a>
18	GA13933	1	Support Strut
	G10048	1	Hex Head Cap Screw, 3/8"-16 x 2"
19	GA14847	1	Low Pressure Sensor (0-40 IN H <sub>2</sub> O)
	GD17151-20	-	Tubing, 1/4" x 10'
	GA9964	-	Strain Relief
20	GR1736	1	Hose Barb, 1/8" Male NPT To Barb
21	GD15849-02	1	Clear Plastic Tubing, 5/16" O.D. x 3/16" I.D. x 120"
22	GA10765	1	Analog Vacuum Gauge W/Hose Barb
	GR1777	-	Hose Barb, 1/8" Male NPT To 3/16" Barb
23	GA10799	1	Breather, 1/8" Male NPT
24	G10001	1	Hex Head Cap Screw, 3/8"-16 x 1"
	G10108	1	Lock Nut, 3/8"-16
25	G11215	3	Hex Socket Head Cap Screw, No. 6-32 x 3/8", Grade 8
26	GD15804	1	Mount
27	GD15803	1	Support
28	GA12812	-	Hall Effect Adapter
29	G6502-12	1	Swivel Elbow, 45°, 1 1/16"-12 Male JIC To Female
30	G6502-06	1	Swivel Elbow, 45°, 9/16"-18 Male JIC To Female
31	G6502-10	1	Swivel Elbow, 45°, 7/8"-14 Male JIC To Female
32	GD21278	1	Reducing Tee, 3/16" x 1/8"
33	G11391	1	Flat Washer, 5/8" SAE
	G10499	1	Hex Jam Nut, 5/8"-18, Grade 2

(IP1063)

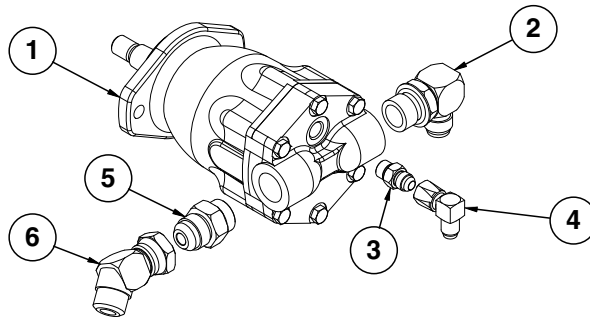


ITEM	PART NO.	QTY.	DESCRIPTION
1	---	-	<a href="#">See "Vacuum Fan Hydraulic Motor Assembly" on page P70</a>
2	GA15499	3	Special Pioneer Coupler, Zero Pressure Return
	GD25522	3	Hydraulic Tip Cover
3	*A12098	1	Hose Assembly, 3/8" x 286", 12 Row
	*A12099	1	Hose Assembly, 3/8" x 346", 16 Row
4	G2700-06-06	1	Bulkhead Tube Union, 9/16"-18 Male JIC
5	G306-06	1	Lock Nut, 9/16"-18
6	---	-	<a href="#">See "Vacuum Fan Motor Valve Block Assembly (Located Below Vacuum Fan Motor Assembly)" on page P71</a>
7	*A7649	1	Hose Assembly, 1/4" x 242"
8	G6502-06	1	Swivel Elbow, 45°, 9/16"-18 Male JIC To Female
9	*A12744	-	Hose Assembly, 1/2" x 286", 12 Row
	*A12738	1	Hose Assembly, 1/2" x 346", 16 Row
10	G2700-10	1	Bulkhead Tube Union, 7/8"-14 Male JIC
11	G306-10	1	Lock Nut, 7/8"-14
12	*A12715	1	Hose Assembly, 1/2" x 242"
13	G6502-10	1	Swivel Elbow, 45°, 7/8"-14 Male JIC To Female
14	*A12736	1	Hose Assembly, 1/2" x 32"
15	*A12922	-	Hose Assembly, 3/4" x 286", 12 Row
	*A12911	1	Hose Assembly, 3/4" x 346", 16 Row
16	G2700-12	1	Bulkhead Tube Union, 1 1/16"-12 Male JIC
17	G306-12	1	Lock Nut, 1 1/16"-12
18	*A12002	1	Hose Assembly, 3/8" x 32"
19	*A12910	1	Hose Assembly, 3/4" x 242"
20	G6502-12	1	Swivel Elbow, 45°, 1 1/16"-12 Male JIC To Female
21	*A3381	1	Hose Assembly, 3/4" x 26"

\*Hydraulic hose is not stocked by Kinze Repair Parts, but can be made available on a special order basis. Call for quote.



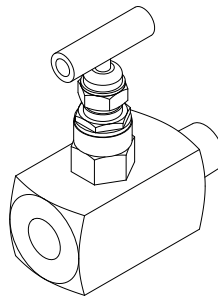
(IP1061)



ITEM	PART NO.	QTY.	DESCRIPTION
1	GA10149	1	Hydraulic Motor
	GR1734	-	Seal Kit
2	G6801-10-12	1	Elbow W/O-Ring, 90°, 7/8"-14 Male JIC To 1 1/16"-12 O-Ring
	GR1467	-	O-Ring
3	G6400-06	1	Connector W/O-Ring, 9/16"-18 Male JIC To O-Ring
	GR1045	-	O-Ring
4	G6500-06	1	Swivel Elbow, 90°, 9/16"-18 Male JIC To Female
5	G6400-12	1	Connector, W/O-Ring, 1 1/16"-12 Male JIC To O-Ring
	GR1467	-	O-Ring
6	G6502-12	1	Swivel Elbow, 45°, 1 1/16"-12 Male JIC To Female

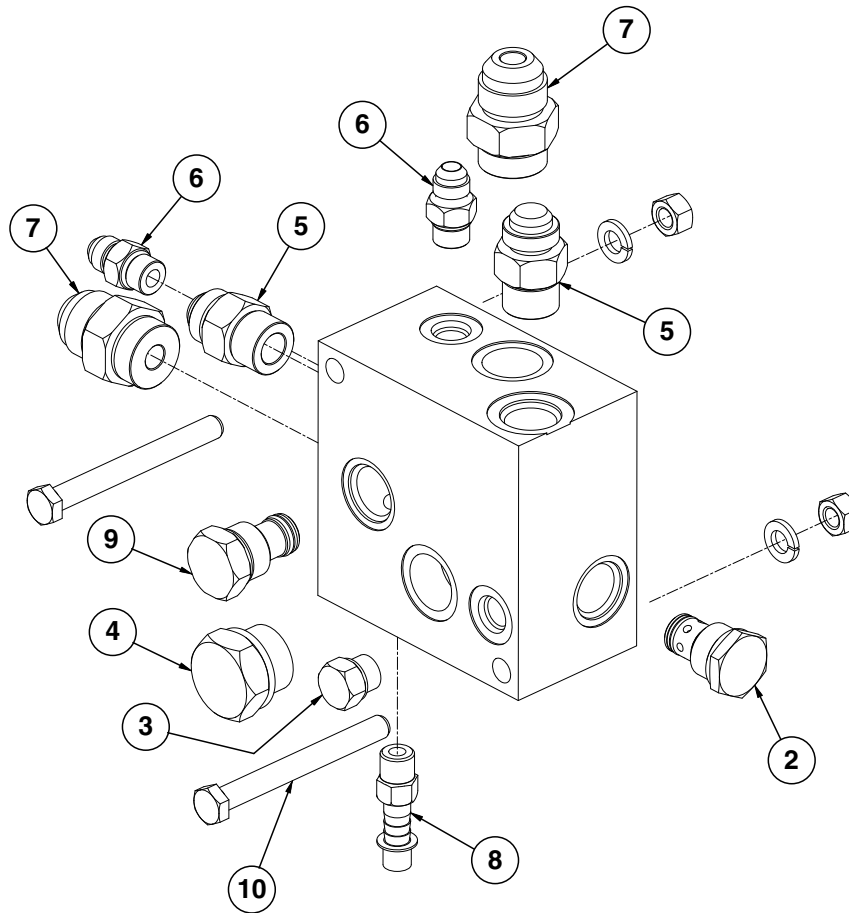
**Optional Flow Control Needle Valve Kit**

(IP1064)



ITEM	PART NO.	QTY.	DESCRIPTION
1	G1K426	-	Needle Valve Kit W/Instructions

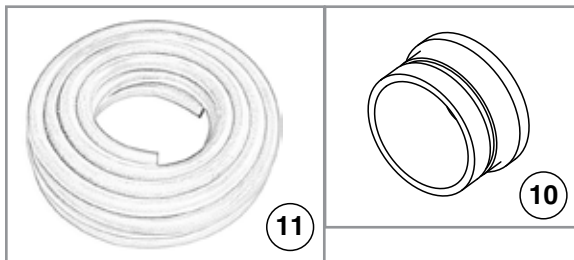
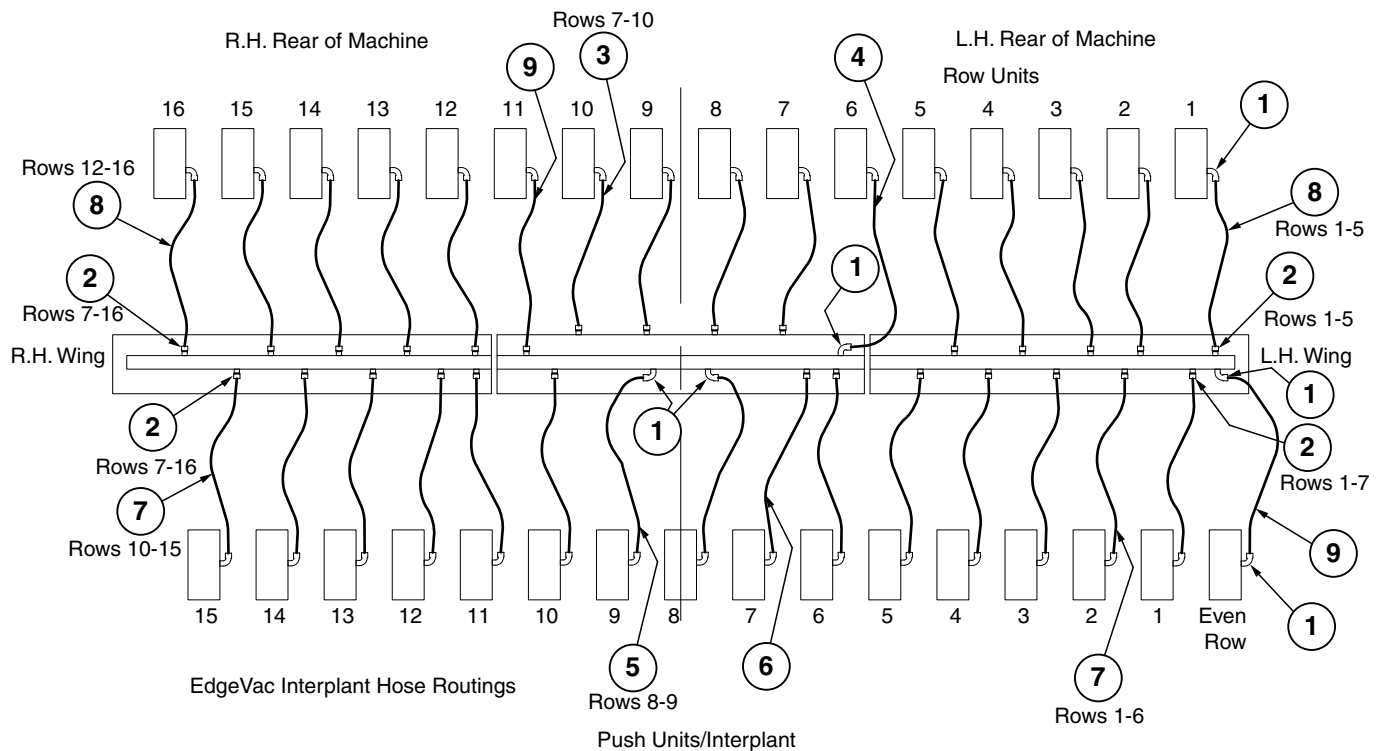
(IP1060)



ITEM	PART NO.	QTY.	DESCRIPTION
1	GD16188	1	Valve Block
2	GA4293	1	Check Valve
3	G6408-06 GR1045	1 -	Plug W/O-Ring, 9/16"-18 O-Ring O-Ring
4	G6408-12	1	Plug W/O-Ring, 1 1/16"-12 O-Ring
5	G6400-10 GR1466	2 -	Connector W/O-Ring, 7/8"-14 Male JIC To O-Ring O-Ring
6	G6400-06 GR1045	2 -	Connector W/O-Ring, 9/16"-18 Male JIC To O-Ring O-Ring
7	G6400-12 GR1467	2 -	Connector, W/O-Ring, 1 1/16"-12 Male JIC To O-Ring O-Ring
8	GD11700 G11178	1 1	Adapter, 1/4" NPT To 3/8" Barb Thread Protector
9	GA11934	1	Relief Valve Cartridge
10	G10061 G10229 G10101	2 2 2	Hex Head Cap Screw, 3/8"-16 x 3 1/2" Lock Washer, 3/8" Hex Nut, 3/8"-16
A	GR2041	-	Seal Kit (Check Valve)

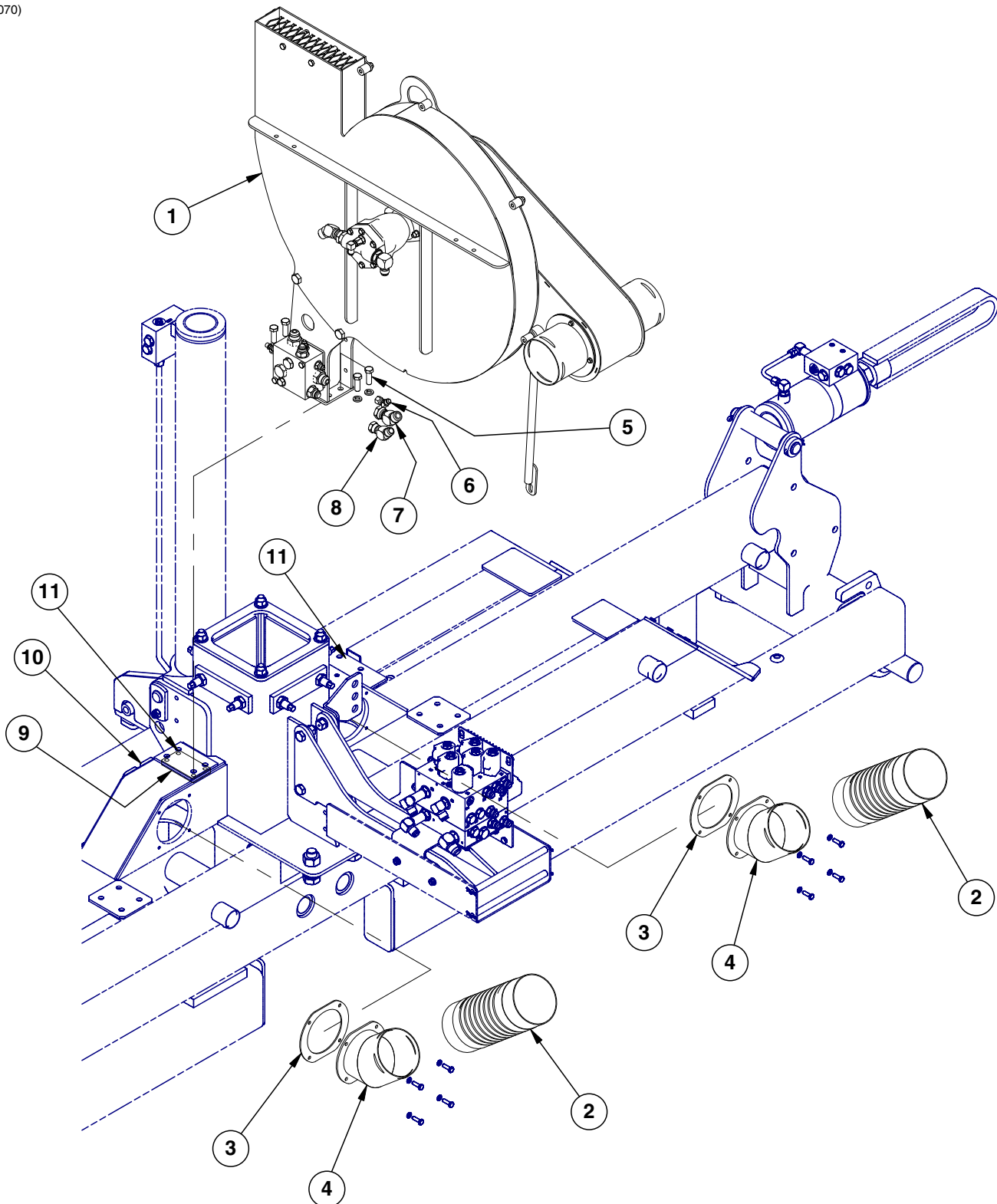
(IP1109)

16 Row Shown, 12 Row does not used outside two rows.



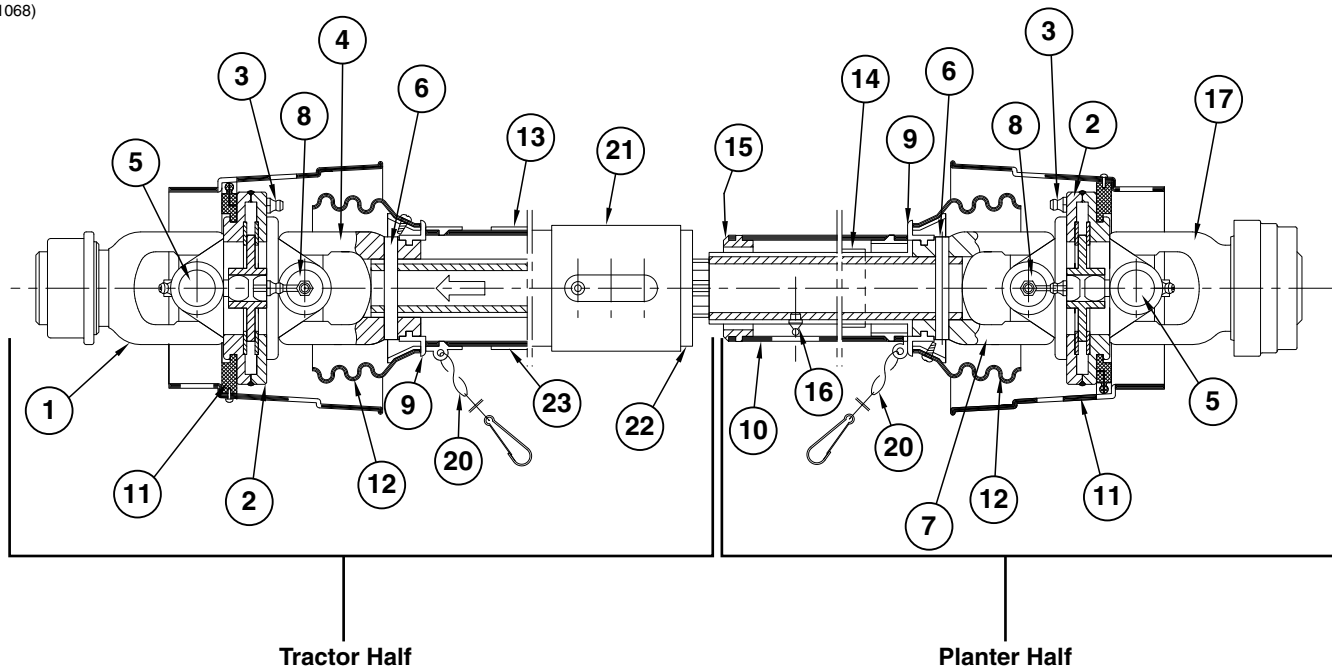
ITEM	PART NO.	QTY.	DESCRIPTION
1	GD14626	34	Elbow, 90°, 2"
2	GD14627	28	Coupler, 2"
3	GD15792-03	4	Hose, 2" x 28"
4	GD15792-04	1	Hose, 2" x 36", (Push And Pull Row Units)
5	GD15792-05	2	Hose, 2" x 38" (Push Row Unit)
6	GD15792-06	1	Hose, 2" x 42"
7	GD15792-19	12	Hose, 2" x 26"
8	GD15792-20	10	Hose, 2" x 32"
9	GD15792-23	2	Hose, 2" x 34" (Pull Row Unit)
10	GD17052	-	Vacuum Plug
11	GD15792-18	-	Vacuum Hose, 2" x 50'

(IP1070)

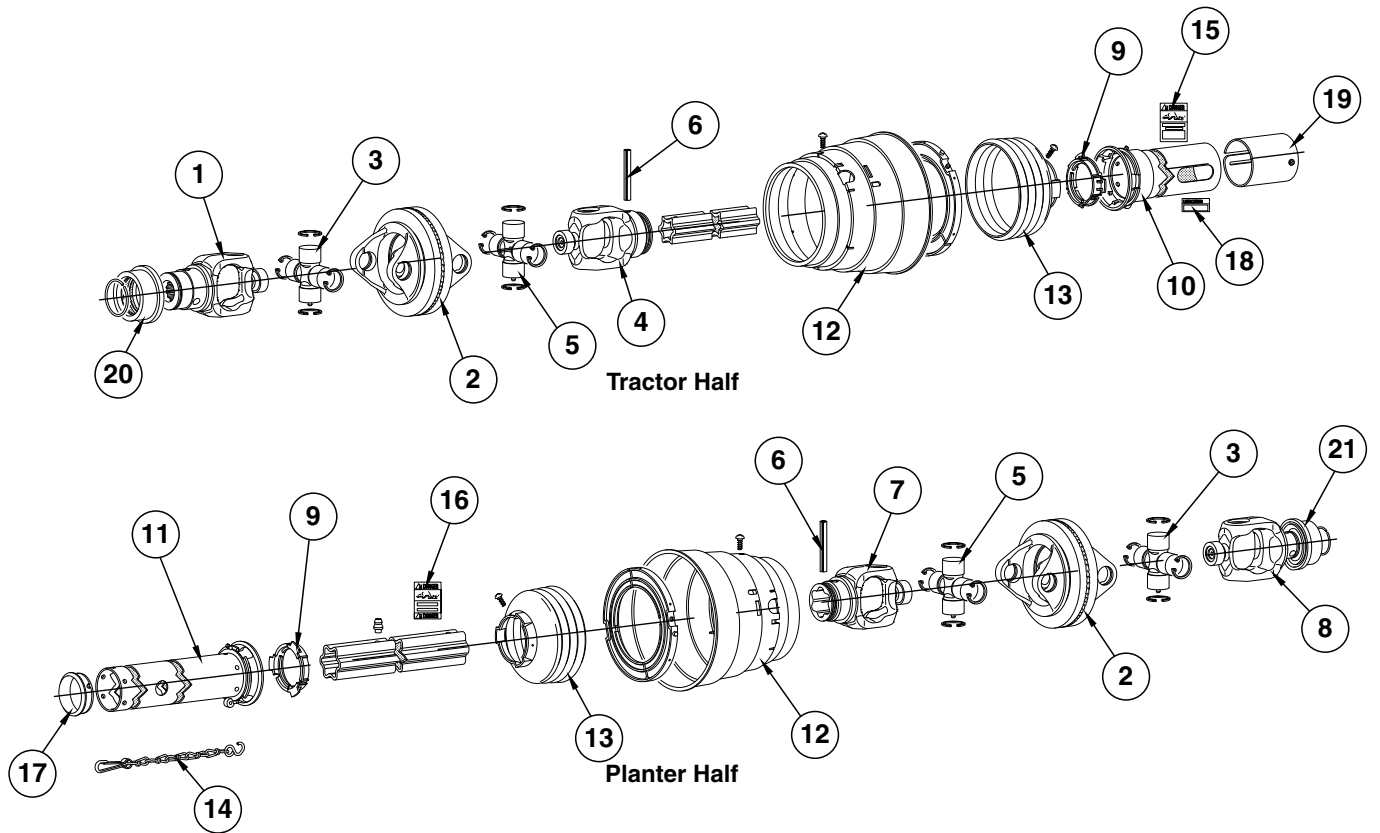


ITEM	PART NO.	QTY.	DESCRIPTION
1	---	-	<a href="#">See "Digital Vacuum Gauge, Analog Vacuum Gauge, and Vacuum Fan Assembly" on page P67</a>
2	GD15867-04 G11188	2 -	Hose, 5" x 42" T-Bolt Clamp, 5¼"
3	GD18873	2	EdgeVac Manifold Flange Gasket
4	GA14195 G10018 G10232	2 4 4	Manifold Flange Hex Head Cap Screw, 5/16"-18 x 5/8" Lock Washer, 5/16"
5	G10017 G10228	4 4	Hex Head Cap Screw, 1/2"-13 x 1 1/2" Lock Washer, 1/2"
6	G6502-06	1	Swivel Elbow, 45°, 9/16"-18 Male JIC To Female
7	G6502-12	1	Swivel Elbow, 45°, 1 1/16"-12 Male JIC To Female
8	G6502-10	1	Swivel Elbow, 45°, 7/8"-14 Male JIC To Female
9	GD19856	1	Fan Mount Tap Block
10	G11335	2	Push-In Lock Plug, 5/16" (Mechanical Only)
11	G11336	8	Push-In Lock Plug, 1/2" (Mechanical Only)

(IP1068)

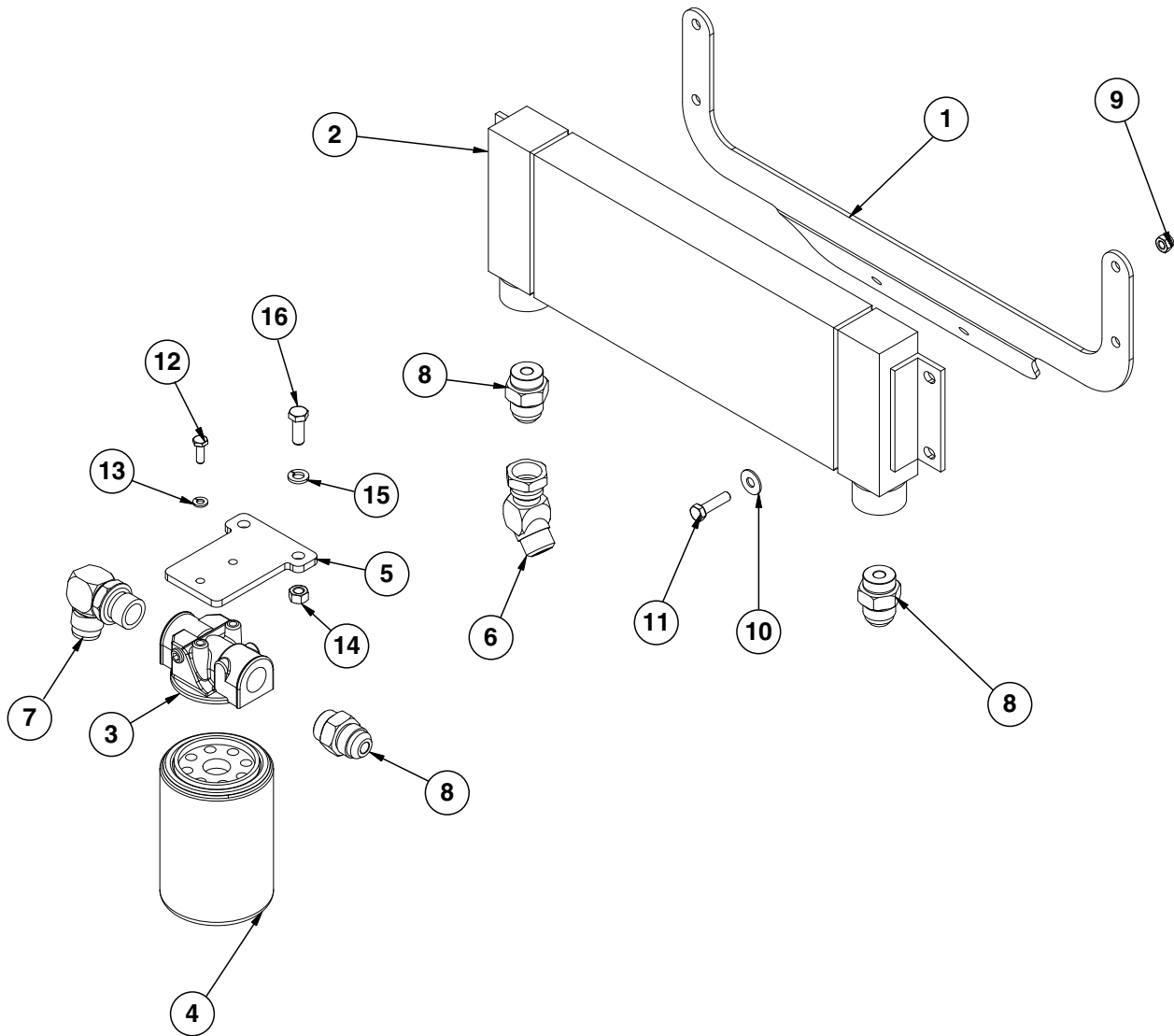


ITEM	PART NO.	QTY.	DESCRIPTION
1	GR1876	1	Yoke, 1 $\frac{3}{4}$ "-20
2	GR1877	2	Double Yoke
3	GR1639	2	Special Grease Fitting, M8 x 1
4	GR1878	1	Inboard Yoke
5	GR1879	2	Cross And Bearing Kit
6	GR1852	2	Spring Pin, 10mm x 80mm
7	GR1881	1	Inboard Yoke
8	GR1882	2	Cross And Bearing Kit
9	GR1220	2	Bearing Ring
10	GR1883	1	Inner Shield Tube
11	GR1884	2	Cone And Bearing Assembly
12	GR1885	2	Shield Cone
13	GR1870	1	Outer Decal
14	GR1871	1	Inner Decal
15	GR1872	1	Support Bearing
16	GR1430	1	Grease Fitting, $\frac{3}{16}$ ", Drive-In
17	GR1887	1	Yoke, 1 $\frac{3}{8}$ "-21
18	---	-	---
19	---	-	---
20	GR1221	2	Safety Chain
21	GR1874	1	Cover
22	GR1935	1	Outer Shield Tube
23	GR1937	1	CV Lubrication Decal
A	GA13305	-	PTO Shaft Assembly (Items 1-22)
B	GR1933	-	Tractor Half PTO (Items 1-6, 8, 9, 11-13, and 20-23)
C	GR1932	-	Planter Half PTO (Items 2, 3, 5-12, 14-17, and 20)
D	GR1246	1	Quick Disconnect Kit (Included In Item 1 - R1876)
E	GR1889	1	Quick Disconnect (Included In Item 17 - R1887)



ITEM	PART NO.	QTY.	DESCRIPTION
1	GR2012	1	Yoke, 1 3/4"-20
2	GR2013	2	Double Yoke
3	GR2014	2	Cross And Bearing Kit
4	GR2015	1	Inboard Yoke
5	GR2016	2	Cross And Bearing Kit
6	GR2017	2	Spring Pin, 10mm x 75mm
7	GR2018	1	Inboard Yoke
8	GR2019	1	Yoke, 1 3/8"-21
9	GR1220	2	Bearing Ring
10	GR2020	1	Outer Tube Guard
11	GR2021	1	Inner Tube Guard
12	GR2022	2	CV Guard and Bearing Assembly
13	GR2023	2	Cone Guard
14	GR1221	1	Safety Chain
15	GR1870	1	Outer Decal
16	GR1871	1	Inner Decal
17	GR1872	1	Support Bearing
18	GR2024	1	Lubrication Decal
19	GR1874	1	Cover
20	GR1246	1	Quick Disconnect Kit
21	GR1245	1	Quick Disconnect Kit
A	GA15355		PTO Assembly (Items 1-21)
B	GR1998		Planter Half PTO (Items 2-3, 5-9, 11-14, 16-17, and 21)
C	GR1999		Tractor Half PTO (Items 1-6, 9-10, 12-13, 15, and 18-20)

(IP1065)

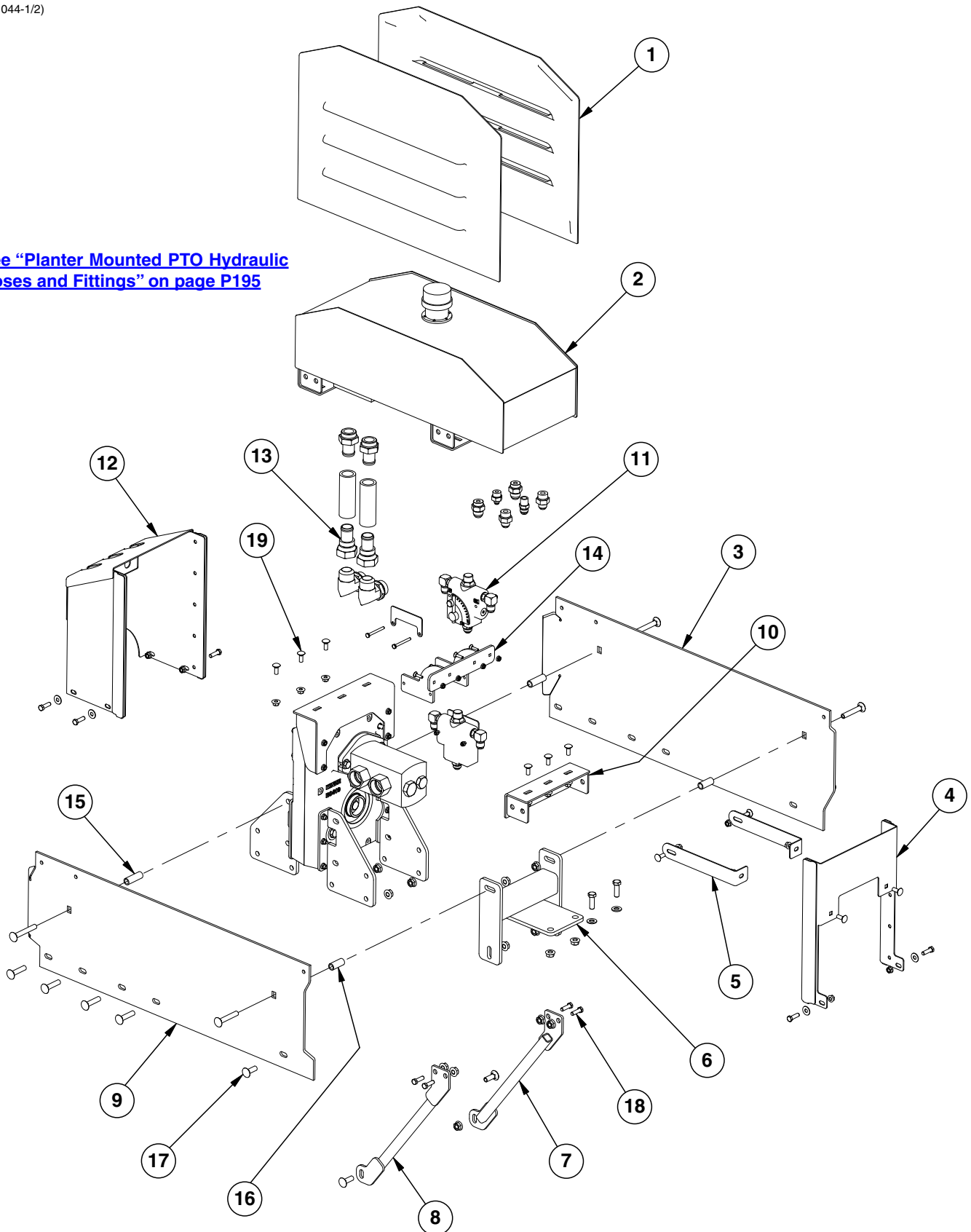


ITEM	PART NO.	QTY.	DESCRIPTION
1	GD16608	1	Bracket
2	GA10917	1	Hydraulic Oil Cooler
3	GD16038	1	Filter Head
4	GD16037	1	Oil Filter, 10 Micron
5	GD18968	1	Oil Filter Mount (EdgeVac)
6	G6502-12	1	Swivel Elbow, 45°, 1 <sup>1</sup> / <sub>16</sub> "-12 Male JIC To Female
7	G6801-12	1	Elbow W/O-Ring, 90°, 1 <sup>1</sup> / <sub>16</sub> "-12 Male JIC To O-Ring
8	G6400-12	3	Connector, W/O-Ring, 1 <sup>1</sup> / <sub>16</sub> "-12 Male JIC To O-Ring
9	G10109	4	Lock Nut, 5 <sup>1</sup> / <sub>16</sub> "-18, Grade 8
10	G11386	4	Flat Washer, 5 <sup>1</sup> / <sub>16</sub> " SAE
11	G10171	4	Hex Head Cap Screw, 5 <sup>1</sup> / <sub>16</sub> "-18 x 1 <sup>1</sup> / <sub>4</sub> "
12	G10023	2	Hex Head Cap Screw, 1 <sup>1</sup> / <sub>4</sub> "-20 x 3 <sup>4</sup> / <sub>8</sub> "
13	G10227	2	Lock Washer, 1 <sup>1</sup> / <sub>4</sub> "
14	G10101	2	Hex Nut, 3 <sup>8</sup> / <sub>16</sub> "-16
15	G10229	2	Lock Washer, 3 <sup>8</sup> / <sub>16</sub> "
16	G10001	2	Hex Head Cap Screw, 3 <sup>8</sup> / <sub>16</sub> "-16 x 1"

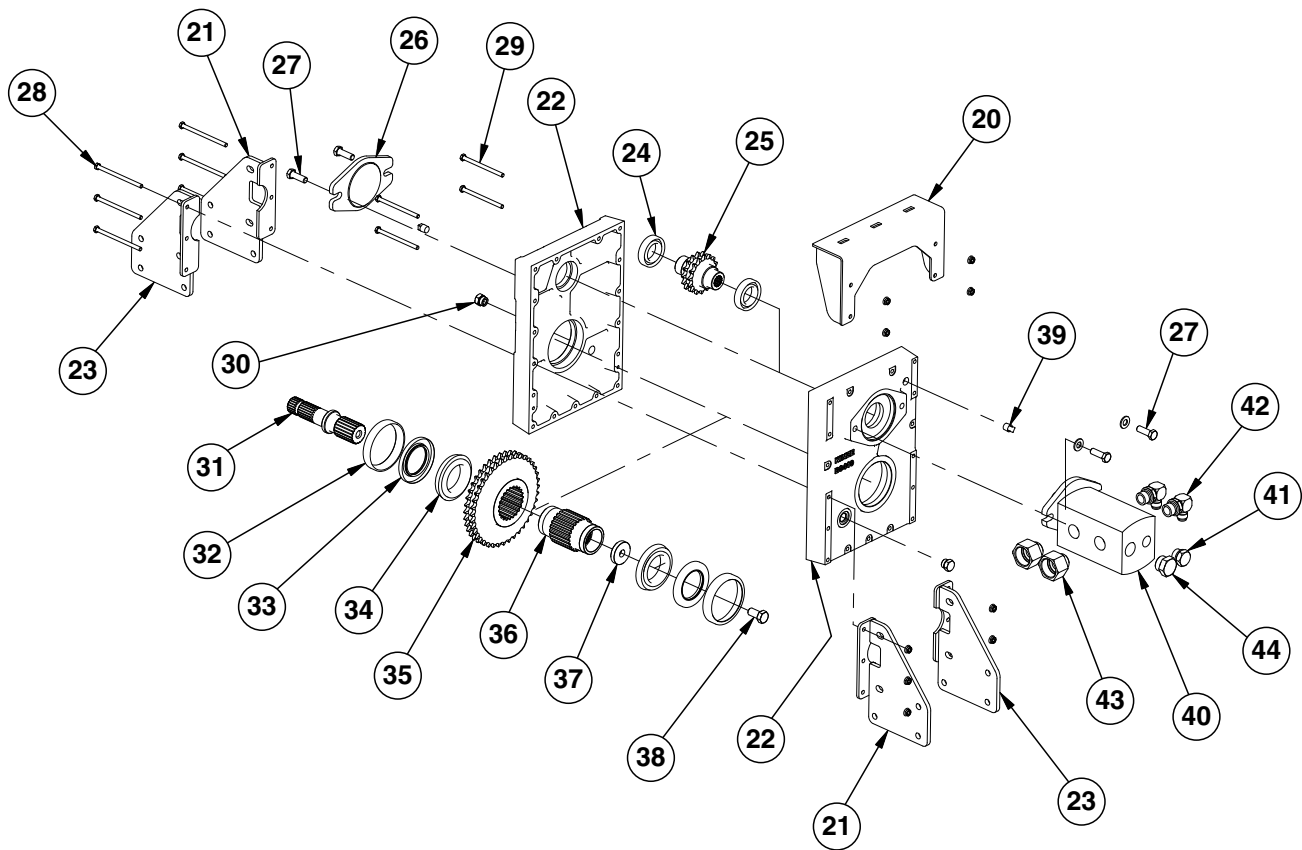


(IP1044-1/2)

[See "Planter Mounted PTO Hydraulic Hoses and Fittings" on page P195](#)



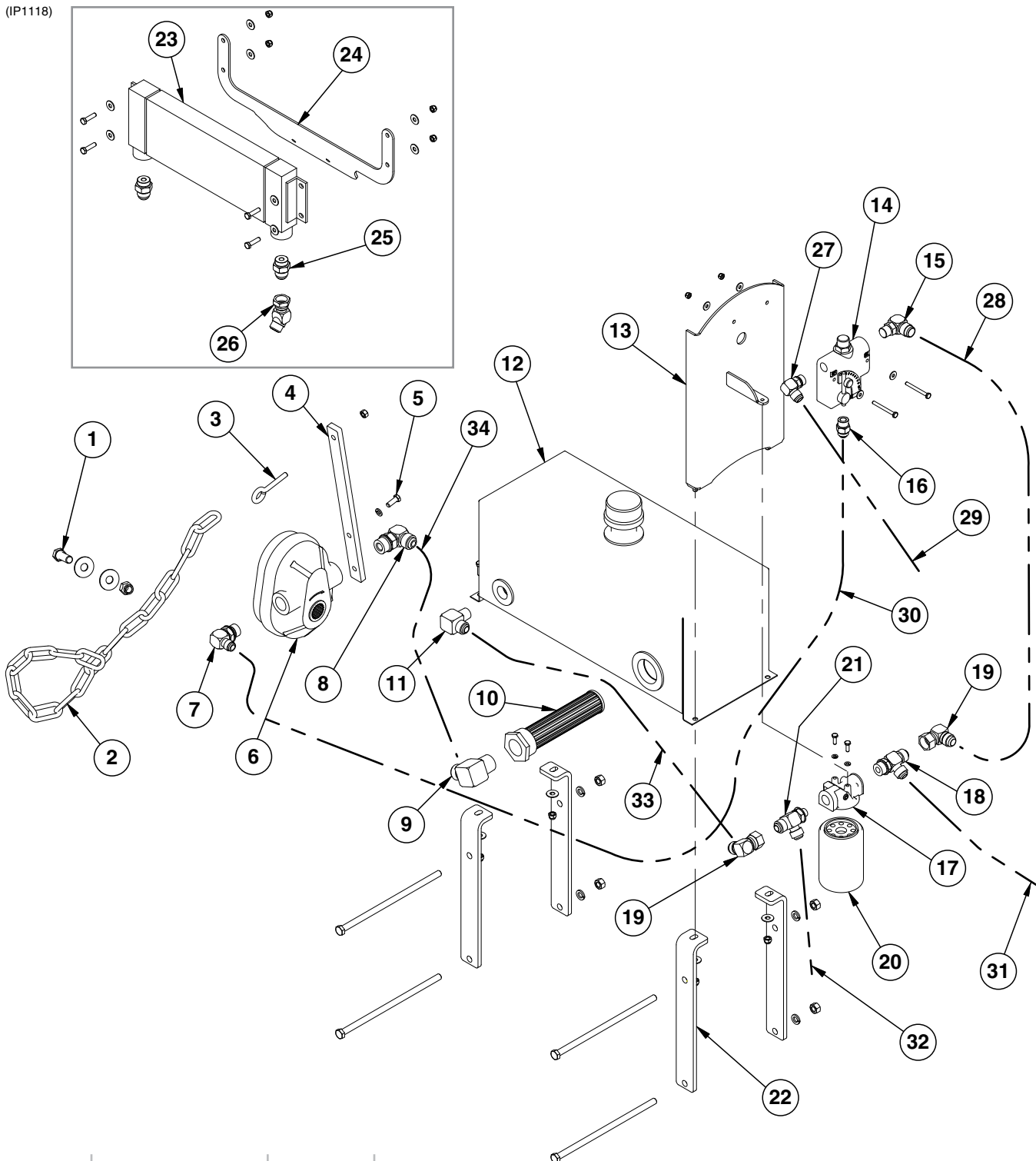
Continued on the next page.



ITEM	PART NO.	QTY.	DESCRIPTION
1	GD19497	2	PTO Cover
2	GA13428	1	Hydraulic Tank Assembly
3	GD19513	1	R.H. Rub Bar
	G10801	4	Carriage Bolt, 1/2"-13 x 2 1/4"
	G10071	4	Serrated Flange Nut, 1/2"-13
4	GA13688	1	Rear Cover Support
	G10004	4	Hex Head Cap Screw, 3/8"-16 x 1 1/4"
	G11387	2	Flat Washer, 3/8" SAE
	G10622	2	Serrated Flange Nut, 3/8"-16
5	GD19504	2	Rear Cover Bracket
	G10305	2	Carriage Bolt, 3/8"-16 x 1"
	G10622	2	Serrated Flange Nut, 3/8"-16
6	GA13433	1	Rub Bar Mount
	G10017	2	Hex Head Cap Screw, 1/2"-13 x 1 1/2"
	G11389	2	Flat Washer, 1/2" Plated SAE
	G10071	2	Serrated Flange Nut, 1/2"-13
7	GA13360	1	R.H. PTO Tank Support
	G10636	1	Carriage Bolt, 1/2"-13 x 1 1/2"
	G10071	1	Serrated Flange Nut, 1/2"-13
8	GA13359	1	L.H. PTO Tank Support
	G10636	1	Carriage Bolt, 1/2"-13 x 1 1/2"
	G10071	1	Serrated Flange Nut, 1/2"-13
9	GD19512	1	L.H. Rub Bar
	G10801	4	Carriage Bolt, 1/2"-13 x 2 1/4"
	G10071	4	Serrated Flange Nut, 1/2"-13
10	GA13436	1	Rear Tank Mount
	G10305	3	Carriage Bolt, 3/8"-16 x 1"
	G11091	3	Serrated Flange Nut, 3/8"-16

ITEM	PART NO.	QTY.	DESCRIPTION
11	GA10918	2	<a href="#">See "Flow Control Valve" on page P187</a>
	GD20009	2	ID Plate
	G10403	4	Hex Head Cap Screw, 1/4"-20 x 2 1/2"
	G10110	4	Lock Nut, 1/4"-20, Grade B
12	GA13687	1	Front PTO Cover
	G10004	4	Hex Head Cap Screw, 3/8"-16 x 1 1/4"
	G11387	4	Flat Washer, 3/8" SAE
	G10622	4	Serrated Flange Nut, 3/8"-18
13	GD19493	2	Swivel Hose Barb, 1 5/8" - 12 JIC x 1 1/4"
	GD19498-01	2	Hose, 1 1/4" x 5"
	G11316	4	T-Bolt, 1 3/4"
	GD19492	2	Hose Barb W/O-Ring, 1 5/8"-12 JIC x 1 1/4"
14	GA13553	1	Bracket
	G10316	4	Carriage Bolt, 1/4"-20 x 1"
	G10621	4	Serrated Flange Nut, 1/4"-20
15	GD10538-13	2	Sleeve, 3/4 O.D. x 2 1/4"
	G10844	2	Carriage Bolt, 1/2"-13 x 3 1/2"
	G10071	2	Serrated Flange Nut, 1/2"-13
16	GD10538-09	2	Sleeve, 3/4" O.D. x 1 3/4"
	G10314	2	Carriage Bolt, 5/16"-18 x 3/4"
	G10071	2	Serrated Flange Nut, 1/2"-13
17	G10636	2	Carriage Bolt, 1/2"-13 x 1 1/2"
	G10071	2	Serrated Flange Nut, 1/2"-13
18	G10004	4	Hex Head Cap Screw, 3/8"-16 x 1 1/4"
	G10622	4	Serrated Flange Nut, 3/8"-16
19	G10305	3	Carriage Bolt, 3/8"-16 x 1"
	G11091	3	Serrated Flange Nut, 3/8"-16
20	GA13435	1	Front Tank Mount
21	GA13675	2	PTO Mount Bracket
22	GR1901	2	Main Housing
23	GA13674	2	PTO Mount Bracket
24	GR1908	2	Ball Bearing
25	GR1904	1	Sprocket, 16 Tooth, #50
	GR1905	1	Double Roller Chain, 50 Pitches
26	GB0421	1	Hydraulic Chain Case Cap
	GD19429	-	Chain Case Cap
27	G10017	2	Hex Head Cap Screw, 1/2"-13 x 1 1/2"
	G11389	2	Flat Washer, 1/2" Plated SAE
28	G10764	6	Hex Head Cap Screw, 5/16"-18 x 5"
	G10620	6	Serrated Flange Nut, 5/16"-18
29	G10661	4	Hex Head Cap Screw, 5/16" x 4 1/2"
	G10620	4	Serrated Flange Nut, 5/16"-18
30	G6408-08	2	Plug W/O-Ring, 3/4"-16 O-Ring
	GR1037	-	O-Ring
31	GD19288	1	PTO/Chain Box Shaft
32	GR1907	2	Tapered Roller Cup
33	GR1909	2	Seal
34	GR1906	2	Tapered Roller Cone
35	GR1903	1	Sprocket, 40 Tooth
36	GR1902	1	Hollow Input Shaft
37	GD19516	1	Washer, 3/8"
38	G11018	1	Hex Head Cap Screw, 5/8"-18 x 1 1/4"
39	G10121	2	Plug, 3/8" NPT
40	GA13490	1	<a href="#">See "Hydraulic Pump" on page P190</a>
41	G6408-12	1	Plug W/O-Ring, 1 1/16"-12 O-Ring
42	G6801-10-12	2	Elbow W/O-Ring, 90°, 7/8"-14 Male JIC To 1 1/16"-12 O-Ring
43	G6410-16-20	2	Adapter W/O-Ring, 1 5/16"-12 x 1 5/8"
44	G6408-16	1	Plug W/O-Ring, 1 5/16"-12
A	GA13543	-	Chain Case Assembly (Items 22, 24-39)

(IP1118)



ITEM	PART NO.	QTY.	DESCRIPTION
1	G10005	1	Hex Head Cap Screw, 5/8"-11 x 1 3/4"
	G11391	2	Flat Washer, 5/8" SAE
	G10107	1	Lock Nut, 5/8"-11
2	G3302-09	1	Coil Chain, No. 9/0, 17 Links
3	GD16035	1	Eyebolt, 3/8"-16 x 4"
	G10101	1	Hex Nut, 3/8"-16
4	GD16036	1	Anti-Rotation Bracket

## Tractor Mounted PTO

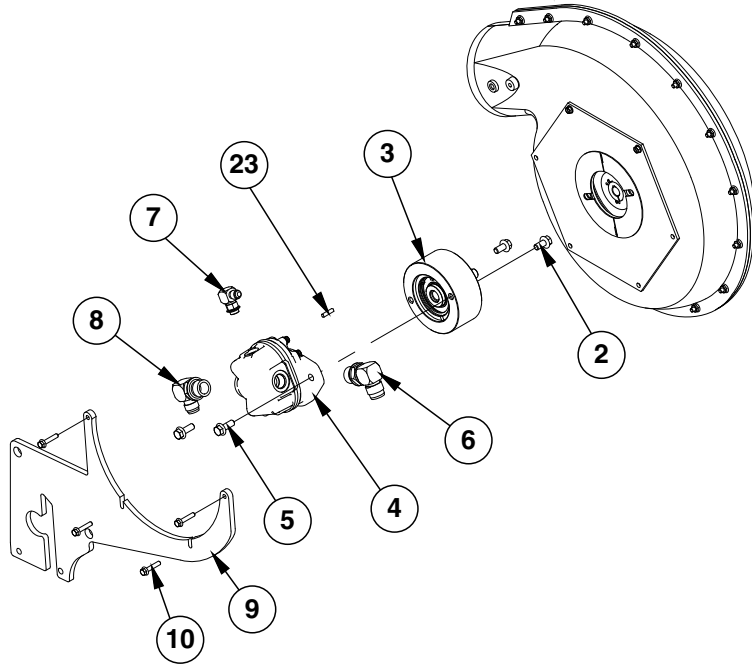
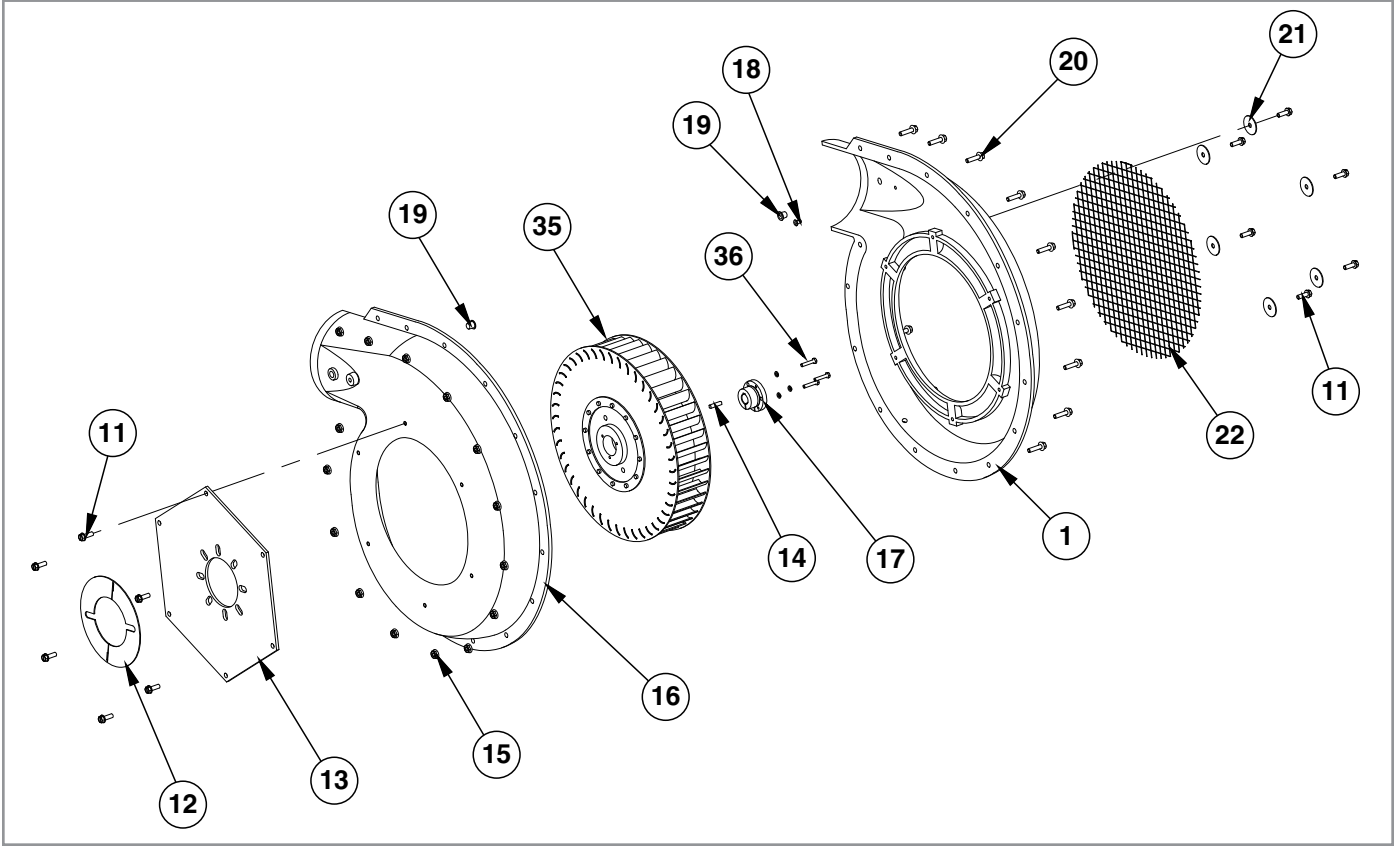
M0217-02

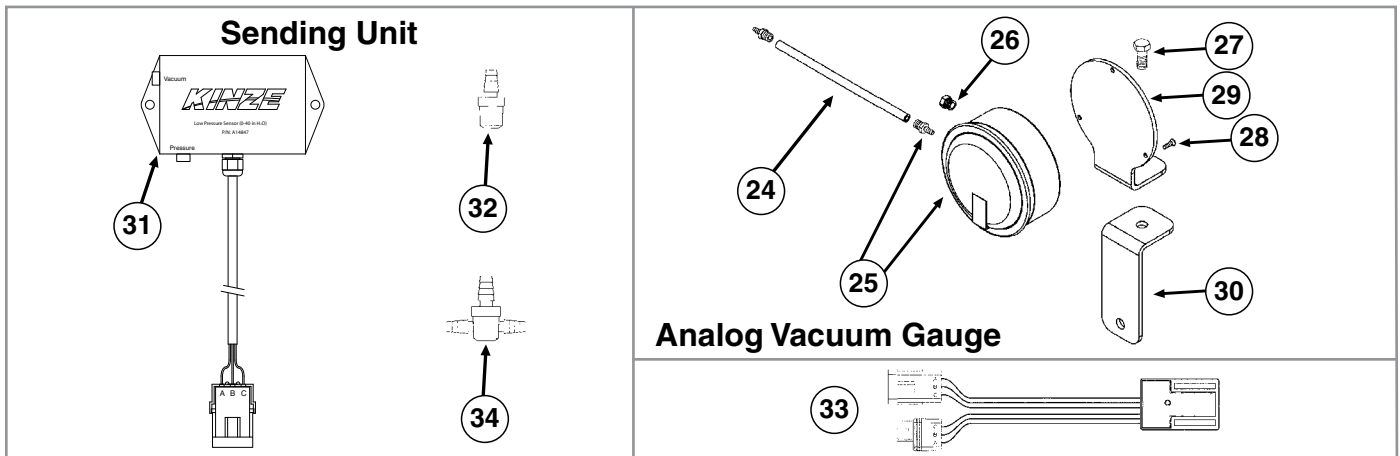
Model 3660

ITEM	PART NO.	QTY.	DESCRIPTION
5	G10001	2	Hex Head Cap Screw, 3/8"-16 x 1"
	G10229	2	Lock Washer, 3/8"
6	GA10919	1	PTO Pump (1 3/8" Spline)
	GA14446	-	PTO Pump (1 3/8" or 1 3/4" Spline)
	GR2025	-	Seal Kit
7	G6801-10-12	1	Elbow W/O-Ring, 90°, 7/8"-14 Male JIC To 1 1/16"-12 O-Ring
8	G6801-16	1	Elbow W/O-Ring, 90°, 1 5/16"-12 Female JIC To O-Ring (1 3/8" Spline)
	G6801-16-20	-	Elbow W/O-Ring, 90°, 1 15/16"-12 Femal JIC to O-Ring (1 3/8" or 1 3/4" Spline)
	GR1786	-	O-Ring
9	G2501-16-20	1	Elbow, 90°, 1 5/16" Male JIC To 1 1/4" NPT
10	GD16040	1	Strainer
11	G2501-12-16	1	Elbow, 90°, 1 1/16"-12 Male JIC To 1" NPT
12	GA12802	1	Reservoir W/Breather, 10 Gallon
	GR1834	-	Breather
13	GA11523	1	Mounting Bracket
14	GA10918	1	Flow Control Valve
	G10403	2	Hex Head Cap Screw, 1/4"-20 x 2 1/2"
	G11385	4	Flat Washer, 1/4" SAE
	G10110	2	Lock Nut, 1/4"-20, Grade B
15	G6801-12-10	1	Elbow W/O-Ring, 90°. 1 1/16"-12 Male JIC To 7/8"-14 O-Ring
	GR1466	-	O-Ring
16	G6400-10	1	Connector W/O-Ring, 7/8"-14 Male JIC To O-Ring
	GR1466	-	O-Ring
17	GD16038	1	Filter Head
	G10227	2	Lock Washer, 1/4"
	G10023	2	Hex Head Cap Screw, 1/4"-20 x 3/4"
18	G6804-12	1	Adjustable Tee W/O-Ring, 1 1/16"-12 Male JIC To O-Ring
19	G6500-12	2	Swivel Elbow, 90°, 1 1/16"-12 Male JIC To Female
20	GD16037	1	Oil Filter, 10 Micron
21	G6804-12-12-8	1	Adjustable Tee W/O-Ring, 1 1/16"-12 Male JIC To 1 1/16"-12 Male O-Ring To 3/4"-16
22	GD16644	4	Bracket, 14 1/2", 16 Row
	G11158	4	Hex Head Cap Screw, 1/2"-13 x 1 1/2"
	G10228	4	Lock Washer, 1/2"
	G11387	4	Flat Washer, 3/8" SAE
	G10108	4	Lock Nut, 3/8"-16
	G10102	4	Hex Nut, 1/2"-13
23	GA10917	1	Hydraulic Oil Cooler
24	GD16608	1	Bracket
	G11386	8	Flat Washer, 5/16" SAE
	G10171	4	Hex Head Cap Screw, 5/16"-18 x 1 1/4"
	G10109	4	Lock Nut, 5/16"-18, Grade 8
25	G6400-12	2	Connector, W/O-Ring, 1 1/16"-12 Male JIC To O-Ring
	GR1467	-	O-Ring
26	G6502-12	1	Swivel Elbow, 45°, 1 1/16"-12 Male JIC To Female
27	G6801-10	1	Elbow W/O-Ring, 90°, 7/8"-14 Male JIC To O-Ring
	GR1466	-	O-Ring
28	*A3351	1	Hose Assembly, 3/4" x 20"
29	*A12721	1	Hose Assembly, 1/2" x 224", 12 Row
	*A12740	-	Hose Assembly, 1/2" x 284", 16 Row
30	*A1464	1	Hose Assembly, 1/2" x 72"
31	*A12906	1	Hose Assembly, 3/4" x 216", 12 Row
	A3398	-	Hose Assembly, 3/4" x 274", 16 Row
32	*A12079	1	Hose Assembly, 3/8" x 214", 12 Row
	*A12072	-	Hose Assembly, 3/8" x 274", 16 Row
33	*A3371	1	Hose Assembly, 3/4 x 25"
34	*A6201	1	Hose Assembly, 1" x 72"

\* Hydraulic hose is not stocked by Kinze Repair Parts, but can be made available on a special order basis. Call for quote.

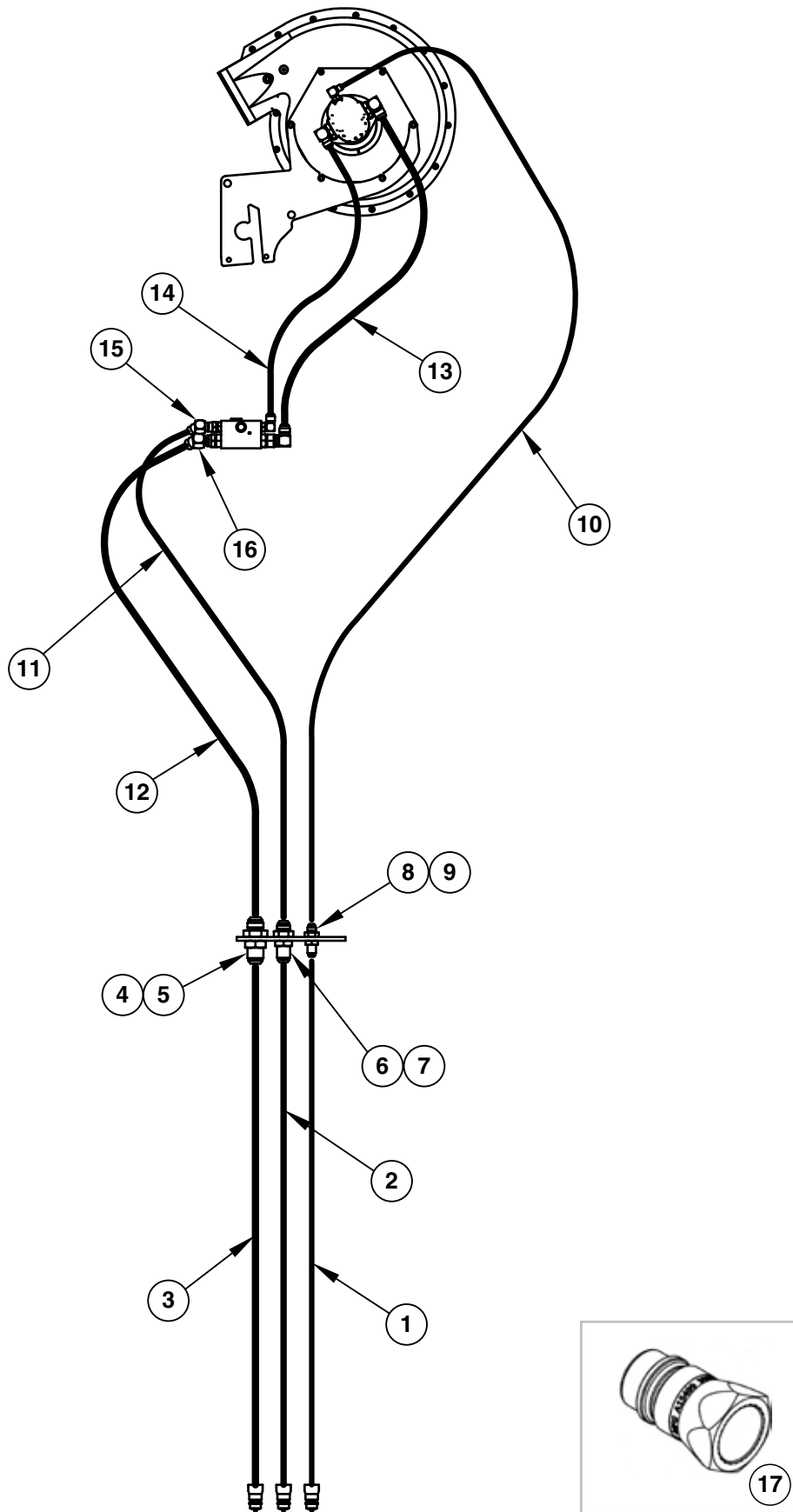
(IP1086)





ITEM	PART NO.	QTY.	DESCRIPTION
1	GR1965	1	Non-Flanged Outer Case
2	G11123	2	Hex Serrated Flange Cap Screw, 3/8"-16 x 3/4"
3	GA15452	1	Overhung Load Adapter
4	GA14574	1	Hydraulic Motor
	GR1960	-	Hydraulic Motor Seal Kit
5	G11124	2	Hex Serrated Flange Cap Screw, 3/8"-16 x 1"
6	G6801-12	1	Elbow W/O-Ring, 90°, 1 1/16"-12 Male JIC To O-Ring
	GR1467	-	O-Ring
7	G6801-06	1	Elbow W/O-Ring, 90°, 3/4"-18 Male JIC To O-Ring
	GR1045	-	O-Ring
8	G6801-10-12	1	Elbow W/O-Ring, 90°, 7/8"-14 Male JIC To 1 1/16"-12 O-Ring
9	GD19517	1	ASD Fan Mount
10	G11337	4	Hex Serrated Flange Cap Screw, 1/4"-20 x 1 1/4"
11	GR1976	12	Hex Flange Self Tapping Screw, 1/4" x 3/4"
12	GR1968	2	Cover Plate
13	GR1969	2	Backing Plate
14	GD21300	1	Key Stock 3/16" x 3/4"
15	G10621	15	Serrated Flange Nut, 1/4"-20
16	GR1966	2	Non-Flanged Inner Case
17	GR1961	1	Bushing, 5/8"
18	GR1978	1	Plastic Plug, 1/4"
19	GR1979	2	Plastic Plug, 7/16"
20	G11409	15	Hex Serrated Flanged Cap Screw, 1/4"-20 x 1"
21	GR1977	6	Fender Washer, 1/4"
22	GR1967	2	Screen
23	GR2000	1	Hydraulic Motor Key
24	GD15849-02	1	Clear Plastic Tubing, 5/16" O.D. x 3/16" I.D. x 120"
25	GA10765	1	Analog Vacuum Gauge W/Hose Barb
	GR1777	-	Hose Barb, 1/8" Male NPT To 3/16" Barb
26	GA10799	1	Breather, 1/8" Male NPT
27	G10001	1	Hex Head Cap Screw, 3/8"-16 x 1"
	G10108	1	Lock Nut, 3/8"-16
28	G11215	3	Hex Socket Head Cap Screw, No. 6-32 x 3/8", Grade 8
29	GD15804	1	Mount
30	GD15803	1	Support
31	GA14847	1	Low Pressure Sensor (0-40 IN H <sub>2</sub> O)
	GD17151-20	-	Nylon Tubing, 1/4" O.D. x 10'
	GA9964	-	Strain Relief
32	GR1736	1	Hose Barb, 1/8" Male NPT To Barb
33	GA12812	-	Hall Effect Adapter
34	GD21278	1	Reducing Tee, 3/16" x 1/8"
35	GR2109	1	Impeller
36	G11518	3	Hex Head Machine Screw, #10-24 x 1"
	G10243	3	Washer, No. 10 SAE
A	GA14572	-	ASD Fan (Non-Flanged) (Items 1, 11-13, 15, 16, and 18-22)
B	GR2179	-	Motor Seal Kit (Shaft)

(IP1090)

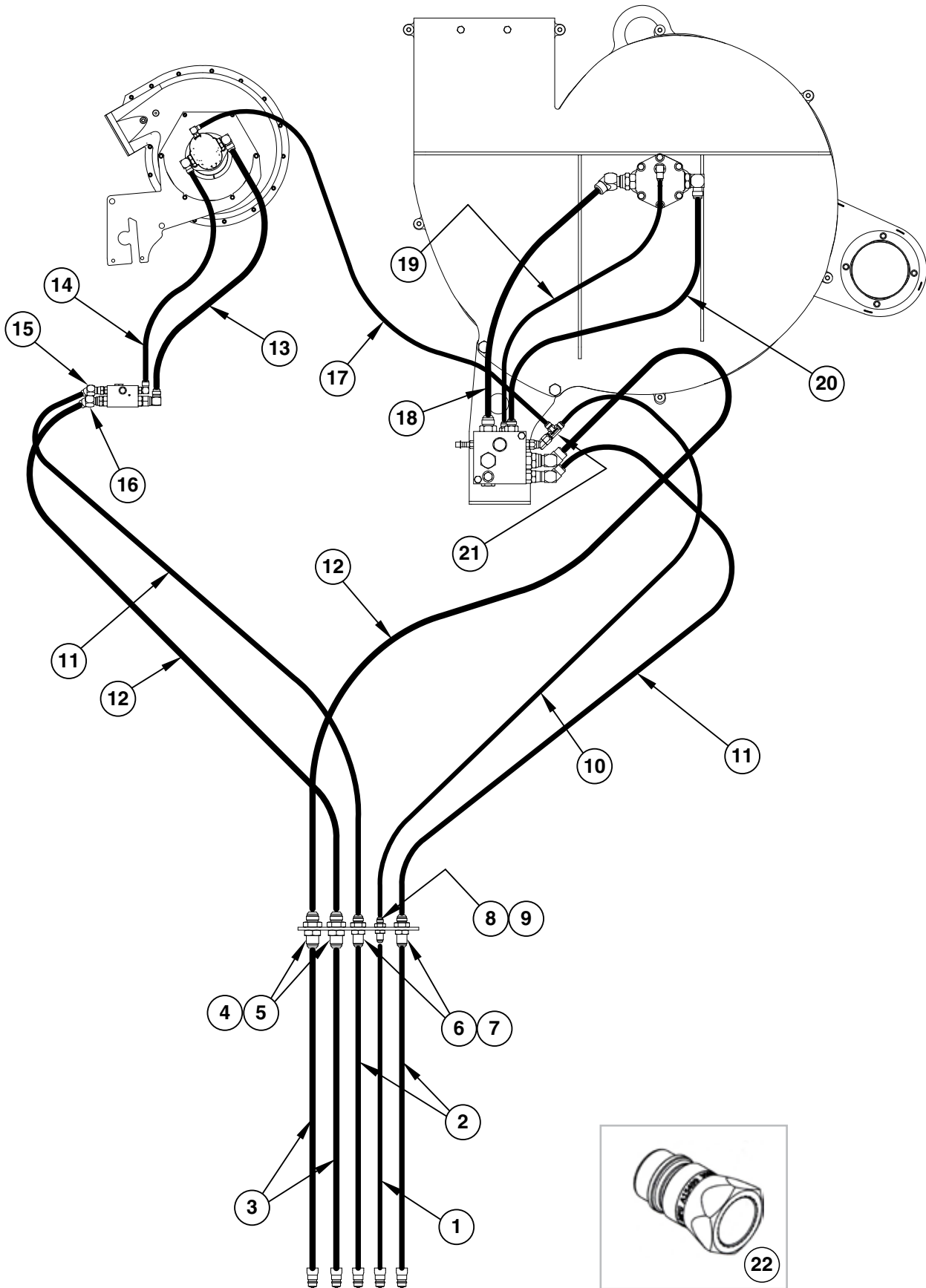




ITEM	PART NO.	QTY.	DESCRIPTION
1	*A12098	1	Hose Assembly, 3/8" x 286", 12 Row
	*A12099	-	Hose Assembly, 3/8" x 346", 16 Row
2	*A12744	1	Hose Assembly, 1/2" x 286", 12 Row
	*A12738	-	Hose Assembly, 1/2" x 346", 16 Row
3	*A12922	1	Hose Assembly, 3/4" x 286", 12 Row
	*A12911	-	Hose Assembly, 3/4" x 346", 16 Row
4	G2700-12	1	Bulkhead Tube Union, 1 1/16"-12 Male JIC
5	G306-12	1	Lock Nut, 1 1/16"-12
6	G2700-10	1	Bulkhead Tube Union, 7/8"-14 Male JIC
7	G306-10	1	Lock Nut, 7/8"-14
8	G2700-06-06	1	Bulkhead Tube Union, 9/16"-18 Male JIC
9	G306-06	1	Lock Nut, 9/16"-18
10	*A12097	1	Hose Assembly, 3/8" x 246"
11	*A12715	1	Hose Assembly, 1/2" x 242"
12	*A12910	1	Hose Assembly, 3/4" x 242"
13	*A3365	1	Hose Assembly, 3/4" x 35"
14	*A1424	1	Hose Assembly, 1/2" x 30"
15	G6502-10	1	Swivel Elbow, 45°, 7/8"-14 Male JIC To Female
16	G6502-12	1	Swivel Elbow, 45°, 1 1/16"-12 Male JIC To Female
17	GA15499	-	Special Pioneer Coupler, Zero Pressure Return
	GD25522	-	Hydraulic Tip Cover

\*Hydraulic hose is not stocked by Kinze Repair Parts, but can be made available on a special order basis. Call for quote.

(IP1297)



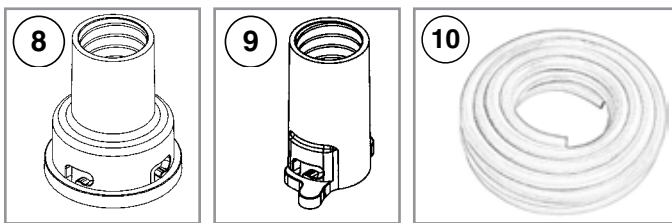
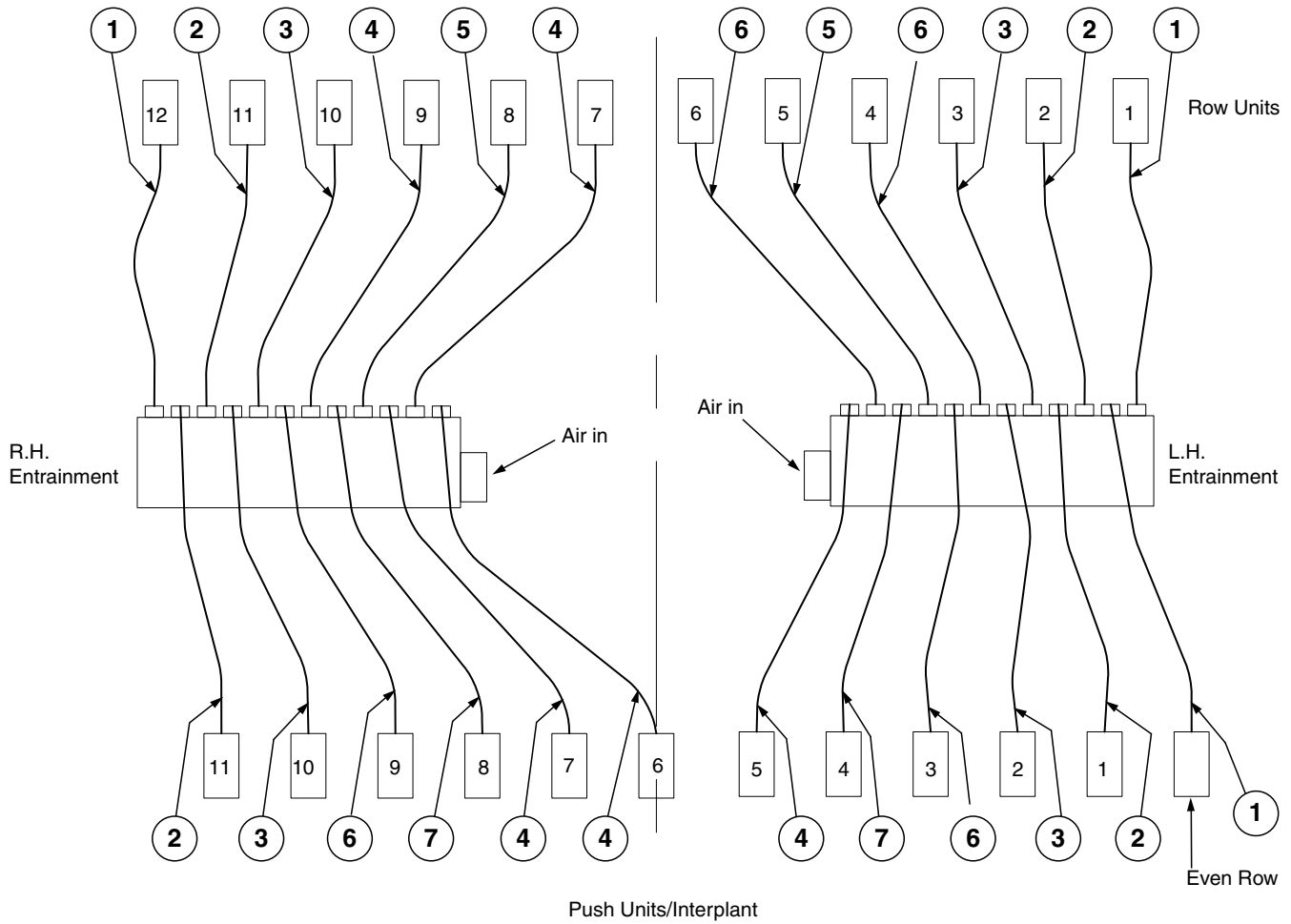
ITEM	PART NO.	QTY.	DESCRIPTION
1	*A12098	1	Hose Assembly, 3/8" x 286", 12 Row
	*A12099	-	Hose Assembly, 3/8" x 346", 16 Row
2	*A12744	2	Hose Assembly, 1/2" x 286", 12 Row
	*A12738	-	Hose Assembly, 1/2" x 346", 16 Row
3	*A12922	2	Hose Assembly, 3/4" x 286", 12 Row
	*A12911	-	Hose Assembly, 3/4" x 346", 16 Row
4	G2700-12	2	Bulkhead Tube Union, 1 1/16"-12 Male JIC
5	G306-12	2	Lock Nut, 1 1/16"-12
6	G2700-10	2	Bulkhead Tube Union, 7/8"-14 Male JIC
7	G306-10	2	Lock Nut, 7/8"-14
8	G2700-06-06	1	Bulkhead Tube Union, 9/16"-18 Male JIC
9	G306-06	1	Lock Nut, 9/16"-18
10	*A12097	1	Hose Assembly, 3/8" x 246"
11	*A12715	2	Hose Assembly, 1/2" x 242"
12	*A12910	2	Hose Assembly, 3/4" x 242"
13	*A3365	1	Hose Assembly, 3/4" x 35"
14	*A1424	1	Hose Assembly, 1/2" x 30"
15	G6502-10	1	Swivel Elbow, 45°, 7/8"-14 Male JIC To Female
16	G6502-12	1	Swivel Elbow, 45°, 1 1/16"-12 Male JIC To Female
17	*A12014	1	Hose Assembly, 3/8" x 34"
18	*A3381	1	Hose Assembly, 3/4" x 26"
19	*A12002	1	Hose Assembly, 3/8" x 32"
20	*A12736	1	Hose Assembly, 1/2" x 32"
21	G6602-06	1	Swivel Tee, 9/16"-18 JIC
22	GA15499	-	Special Pioneer Coupler, Zero Pressure Return
	GD25522	-	Hydraulic Tip Cover

**\*Hydraulic hose is not stocked by Kinze Repair Parts, but can be made available on a special order basis. Call for quote.**

IP1128

R.H. Rear of Machine

L.H. Rear of Machine

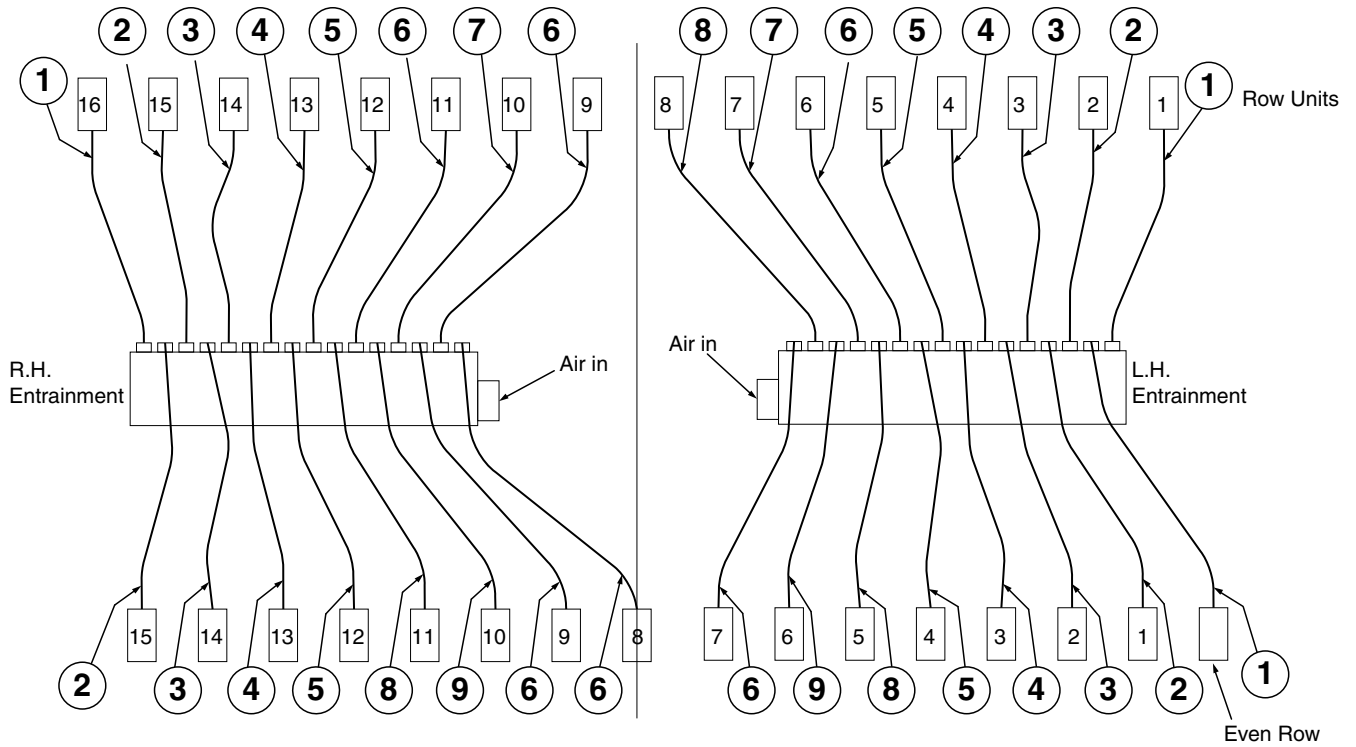


ITEM	PART NO.	QTY.	DESCRIPTION
1	GA13802	3	Hose Assembly, 1 1/4" x 161"
2	GA13803	4	Hose Assembly, 1 1/4" x 133"
3	GA13804	4	Hose Assembly, 1 1/4" x 101"
4	GA13805	6	Hose Assembly, 1 1/4" x 71"
5	GA13806	2	Hose Assembly, 1 1/4" x 62"
6	GA13807	3	Hose Assembly, 1 1/4" x 82"
7	GA13808	2	Hose Assembly, 1 1/4" x 93"
8	GB0425	-	Dissipator Quick Coupler
9	GB0429	-	Seed Entrainer Quick Coupler
10	GR1947	-	Bulk Fill Hose, 1" I.D. x 1 1/4" O.D. x 100'

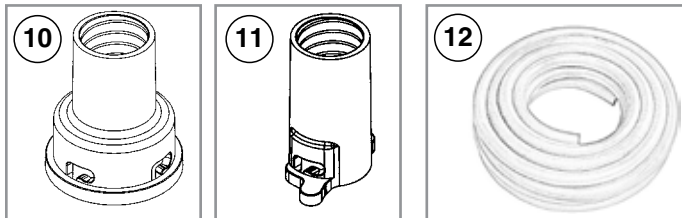
IP1127

R.H. Rear of Machine

L.H. Rear of Machine

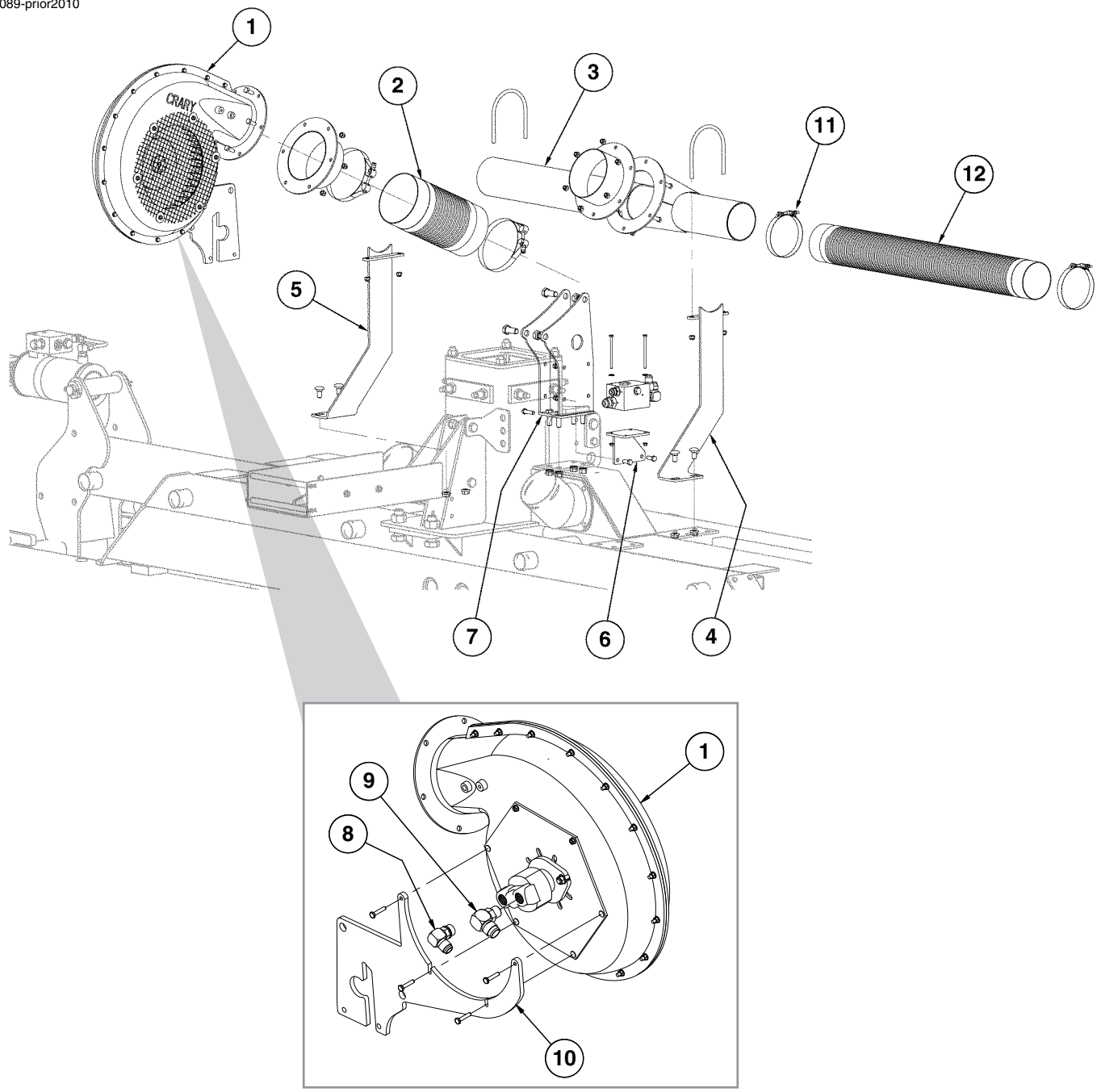


Push Units/Interplant



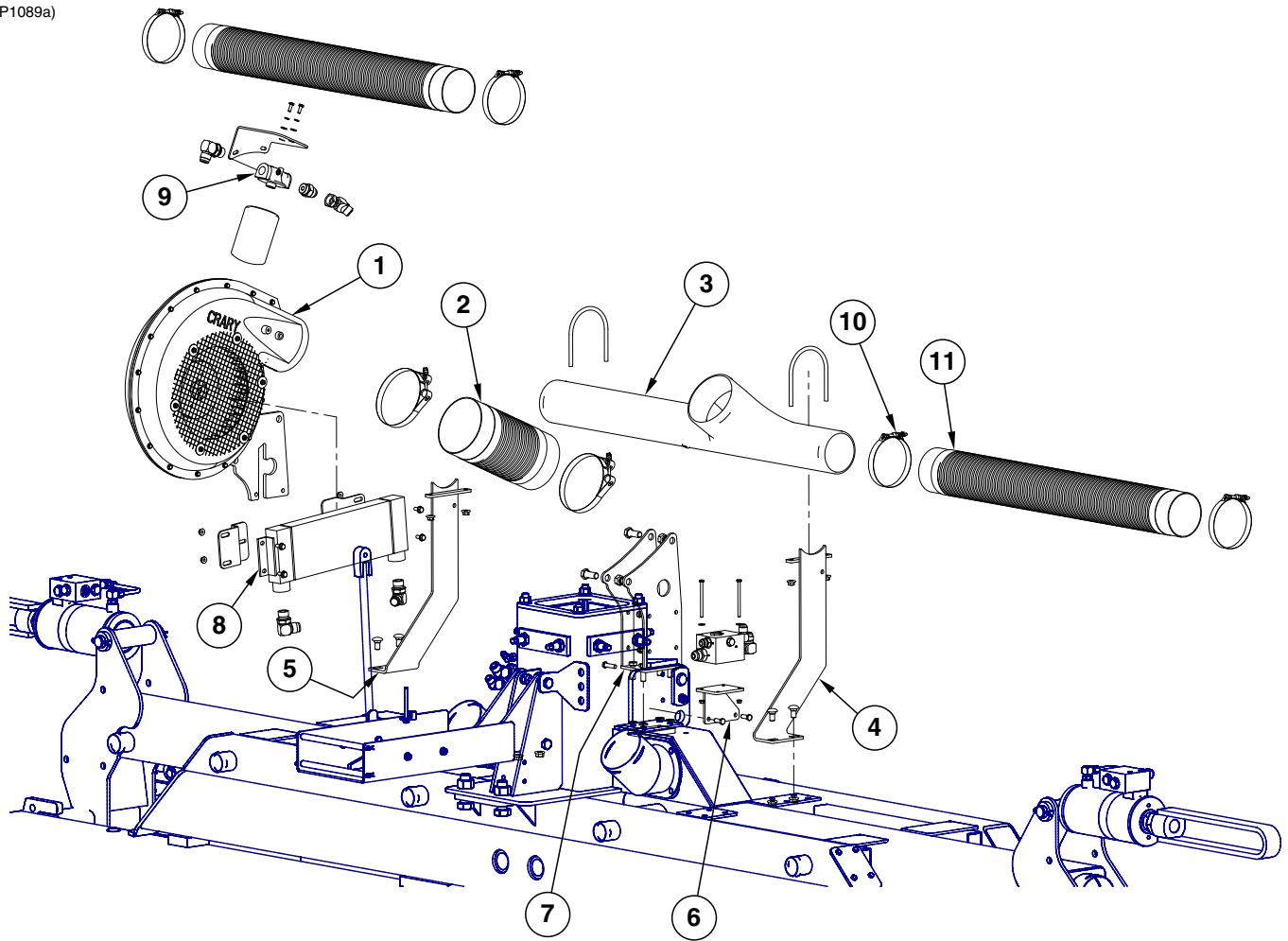
ITEM	PART NO.	QTY.	DESCRIPTION
1	GA13800	-	Hose Assembly, 1 1/4" x 218"
2	GA13801	-	Hose Assembly, 1 1/4" x 192"
3	GA13802	-	Hose Assembly, 1 1/4" x 161"
4	GA13803	-	Hose Assembly, 1 1/4" x 133"
5	GA13804	-	Hose Assembly, 1 1/4" x 101"
6	GA13805	-	Hose Assembly, 1 1/4" x 71"
7	GA13806	-	Hose Assembly, 1 1/4" x 62"
8	GA13807	-	Hose Assembly, 1 1/4" x 82"
9	GA13808	-	Hose Assembly, 1 1/4" x 93"
10	GB0425	-	Dissipator Quick Coupler
11	GB0429	-	Seed Entrainer Quick Coupler
12	GR1947	-	Bulk Fill Hose, 1" I.D. x 1 1/4" O.D. x 100'

IP1089-prior2010



ITEM	PART NO.	QTY.	DESCRIPTION
1	GA13317	1	ASD Fan Assembly (Sub to GA14572)
	GA13765	1	ASD Fan Flange
	G10108	6	Lock Nut, 3/8"-16
	G10001	6	Hex Head Cap Screw, 3/8"-16 x 1"
2	GD19658-01	1	Hose, 6" x 12"
	G11142	2	T-Bolt Clamp 6 1/4"
3	GA13787	1	ASD Fan Manifold
	GA13765	1	ASD Fan Flange
	G10001	6	Hex Head Cap Screw, 3/8"-16 x 1"
	G10108	6	Lock Nut, 3/8"-16
4	GA13776	1	ASD Manifold Bracket
	GD19639	1	U-Bolt, 3/8"-16
	G11091	2	Serrated Flange Nut, 3/8"-16
	G10390	2	Carriage Bolt, 1/2"-13 x 1"
	G10071	2	Serrated Flange Nut, 1/2"-13
5	GA13777	1	ASD Manifold Bracket
	GD19639	1	U-Bolt, 3/8"-16
	G11091	2	Serrated Flange Nut, 3/8"-16
	G10390	2	Carriage Bolt, 1/2"-13 x 1"
	G10071	2	Serrated Flange Nut, 1/2"-13
6	GD19696	1	ASD Block Mount
	G11135	2	Hex Head Cap Screw, 1/4"-20 X 3 3/4"
	G10621	2	Serrated Flange Nut, 1/4"-20
	G11385	2	Flat Washer, 1/4" SAE
	G10001	2	Hex Head Cap Screw, 3/8"-16 x 1"
	G10108	2	Lock Nut, 3/8"-16
7	GA13631	1	EdgeVac Fan Mount
	G10228	4	Lock Washer, 1/2"
	G10107	2	Lock Nut, 5/8"-11
	G10102	4	Hex Nut, 1/2"-13
	G10017	4	Hex Head Cap Screw, 1/2"-13 x 1 1/2"
	G10007	2	Hex Head Cap Screw, 5/8"-11 x 1 1/2"
	G10003	2	Hex Head Cap Screw, 3/8"-16 x 1 1/2"
	G10108	2	Lock Nut, 3/8"-16
8	G6801-10	1	Elbow W/O-Ring, 90°, 7/8"-14 Male JIC To O-Ring (Sub to G6801-12)
	GR1466	-	O-Ring
9	G6801-12-10	1	Elbow W/O-Ring, 90°. 1 1/16"-12 Male JIC To 7/8"-14 O-Ring (Sub to G6801-10-12)
	GR1466	-	O-Ring
10	GD19517	1	ASD Fan Mount
	G10857	4	Hex Head Cap Screw, 1/4"-20 x 1 1/4" (Sub to G11337)
11	G11188	4	T-Bolt Clamp, 5 1/4"
12	GD19659-01	2	Black Hose, 4 1/2" I.D. x 39"

(IP1089a)

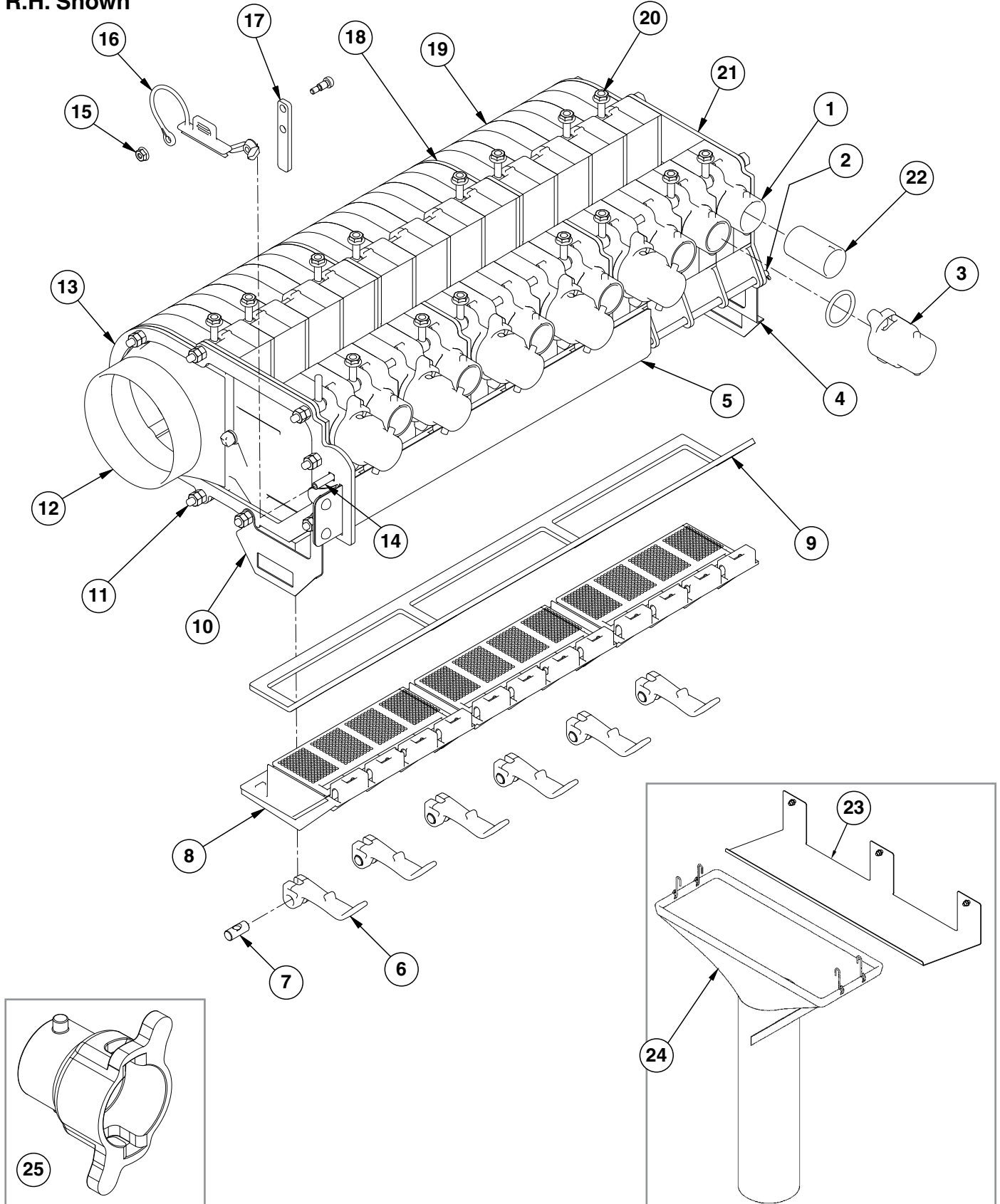




ITEM	PART NO.	QTY.	DESCRIPTION
1	---	-	<a href="#">See "ASD Fan Assembly (2010 Production and on)" on page P83</a>
2	GD19658-01	1	Hose, 6" x 12"
	G11142	2	T-Bolt Clamp 6¼"
3	GB0448	1	ASD Manifold
	GR1777	1	Hose Barb, ⅛" Male NPT To ⅜" Barb
4	GA13776	1	ASD Manifold Bracket
	GD19639	1	U-Bolt, 4½" x ⅜"-16
	G11091	2	Serrated Flange Nut, ⅜"-16
	G10390	2	Carriage Bolt, ½"-13 x 1"
	G10071	2	Serrated Flange Nut, ½"-13
5	GA13777	1	ASD Manifold Bracket
	GD19639	1	U-Bolt, 4½" x ⅜"-16
	G11091	2	Serrated Flange Nut, ⅜"-16
	G10390	2	Carriage Bolt, ½"-13 x 1"
	G10071	2	Serrated Flange Nut, ½"-13
6	GD19696	1	ASD Block Mount
	---	-	<a href="#">See "ASD Valve Block" on page P185</a>
	G11135	2	Hex Head Cap Screw, ¼"-20 X 3¾"
	G11385	2	Flat Washer, ¼" SAE
	G10621	2	Serrated Flange Nut, ¼"-20
	G10108	4	Lock Nut, ⅜"-16
	G10001	2	Hex Head Cap Screw, ⅜"-16 x 1"
7	GA13631	1	EdgeVac Fan Mount
	G10017	4	Hex Head Cap Screw, ½"-13 x 1½"
	G10228	4	Lock Washer, ½"
	GD19856	1	Fan Mount Tap Block
	G10007	2	Hex Head Cap Screw, ⅝"-11 x 1½"
	G10107	2	Lock Nut, ⅝"-11
	G10003	2	Hex Head Cap Screw, ⅜"-16 x 1½"
8	GA10917	1	Hydraulic Oil Cooler
	GD19225	2	Cooler Mount Bracket
	G6801-12	3	Elbow W/O-Ring, 90°, 1¼"-12 Male JIC To O-Ring
	G10961	4	Flanged Whiz Lock Screw, ⅝"-18 x ¾", No Serration
	G10620	4	Serrated Flange Nut, ⅝"-18
9	GD16038	1	Filter Head
	GD19129	1	Oil Filter Mount
	GD16037	1	Oil Filter, 10 Micron
	G6400-12	1	Connector, W/O-Ring, 1¼"-12 Male JIC To O-Ring
	GR1467	-	O-Ring
	G6502-12	1	Swivel Elbow, 45°, 1¼"-12 Male JIC To Female
	G10023	2	Hex Head Cap Screw, ¼"-20 x ¾"
	G10227	2	Lock Washer, ¼"
	G11385	2	Flat Washer, ¼" SAE
10	G11188	4	T-Bolt Clamp, 5¼"
11	GD19659-01	2	Black Hose, 4½" I.D. x 39"

(IP1124)

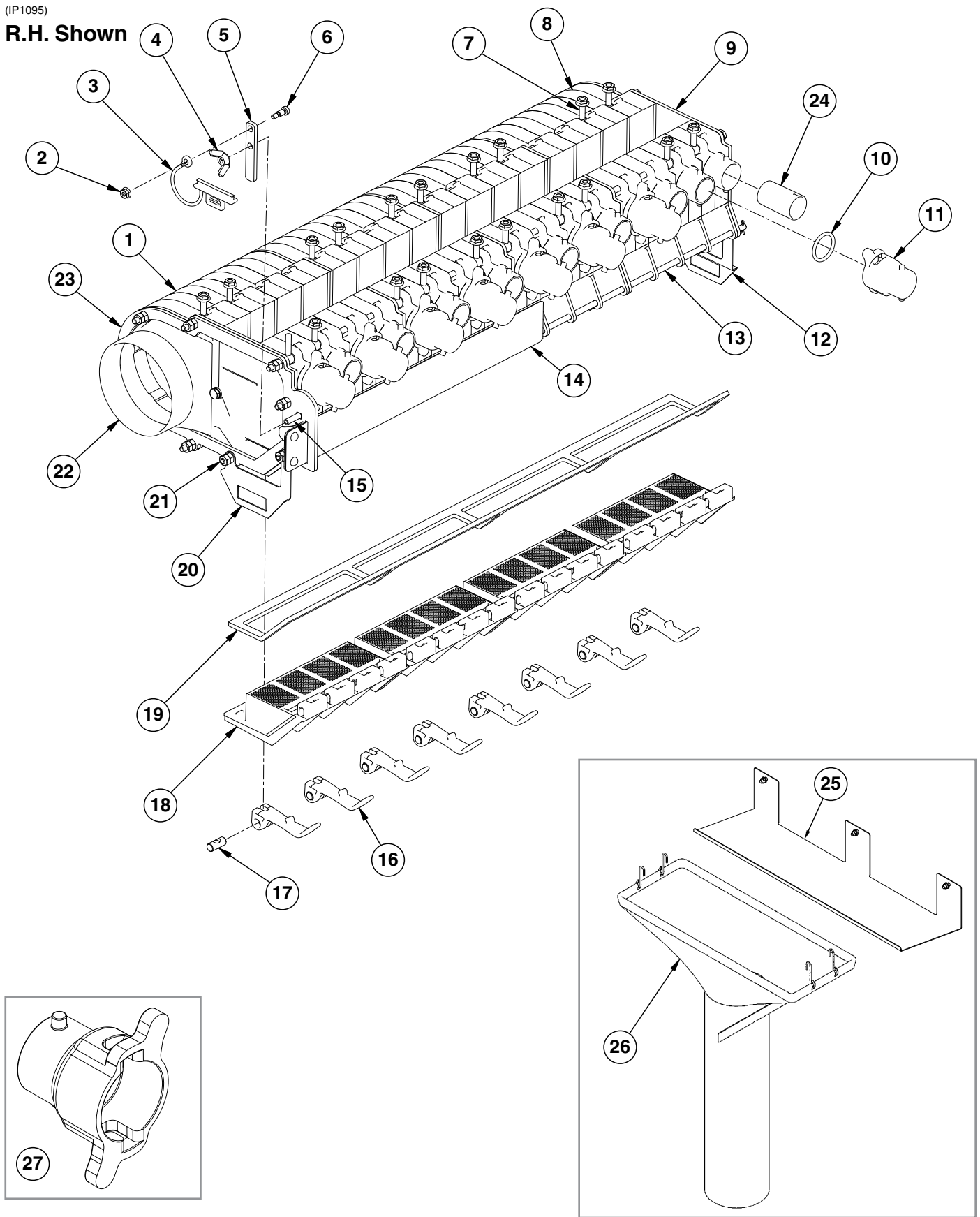
R.H. Shown



ITEM	PART NO.	QTY.	DESCRIPTION
1	GB0433	3	ASD Seed Entrainer Door Section
2	GD19854	1	ASD Cleanout Door Hinge Rod, 12 Row
	G10455	2	Cotter Pin, 1/16" x 1/2"
3	GB0431	6	ASD Small Cap (If Applicable)
	GD19508	6	Small O-Ring
4	GD19698	1	ASD Chute Hanger, R.H.
5	GA14942	1	ASD Shutoff Door
6	GB0501	6	Latch Handle
	GD19864	6	Eye Bolt, 1/4"-20 x 1.83"
7	GD21080	6	Cam Nut, 1/4"-20
8	GB0502	3	ASD Cleanout Door
9	GD19863	1	ASD Cleanout Door Gasket, 12 Row
10	GD19699	1	ASD Chute Hanger, L.H.
11	GD19852	10	Hex Head Cap Screw, 1/4"-20 x 22"
	G11328	11	Washer, 1/4"
	G10103	21	Lock Nut, 1/4"-20, Grade B
12	GB0436	1	ASD Seed Entrainer Air Inlet, R.H. (Shown)
	GB0435	-	ASD Seed Entrainer Air Inlet, L.H.
13	GD19635	1	ASD Retainment Ring
14	G10316	1	Carriage Bolt, 1/4"-20 x 1"
	G11464	1	Wing Nut, 1/4"-20
15	G10992	1	Serrated Flange Nut, No. 10-24
	G11332	1	Hex Socket Head Set Screw, 1/4" x No. 10-24 x 3/8"
	G11302	1	Hex Nut, 1/4"-20
16	GB0444	2	ASD Shutoff Door Plug
17	GD19695	1	ASD Slide Latch
18	GD19665	2	ASD Spacer Plate
19	GB0427	9	ASD Seed Entrainer
20	GD19865	16	Eye Bolt, 1/4"-20 x 1.47"
	G10621	16	Serrated Flange Nut, 1/4"-20
21	GB0434	1	ASD Seed Entrainer End Cap
22	GB0438	12	Air Orifice By-Pass
23	GD19808	1	Cleanout Chute Storage Bracket
	G10001	3	Hex Head Cap Screw, 3/8"-16 x 1"
	G10622	3	Serrated Flange Nut, 3/8"-16
24	GA14822	1	Cleanout Chute
25	GB0430	-	ASD Large Cap
A	GA14004	-	ASD Entrainer Assembly, R.H. (Shown) (Items 1-22)
B	GA14005	-	ASD Entrainer Assembly, L.H. (Items 1-22)

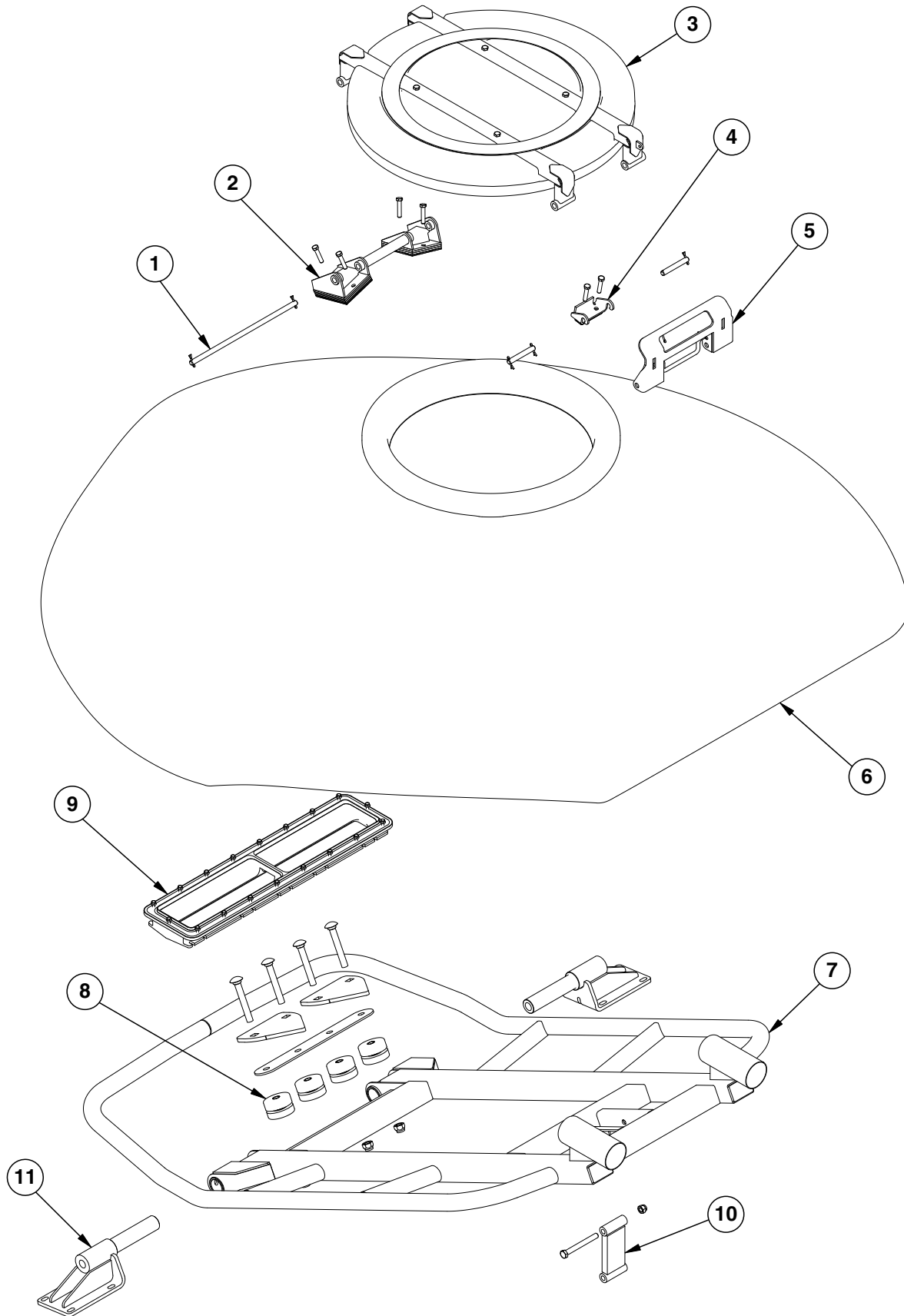
(IP1095)

R.H. Shown



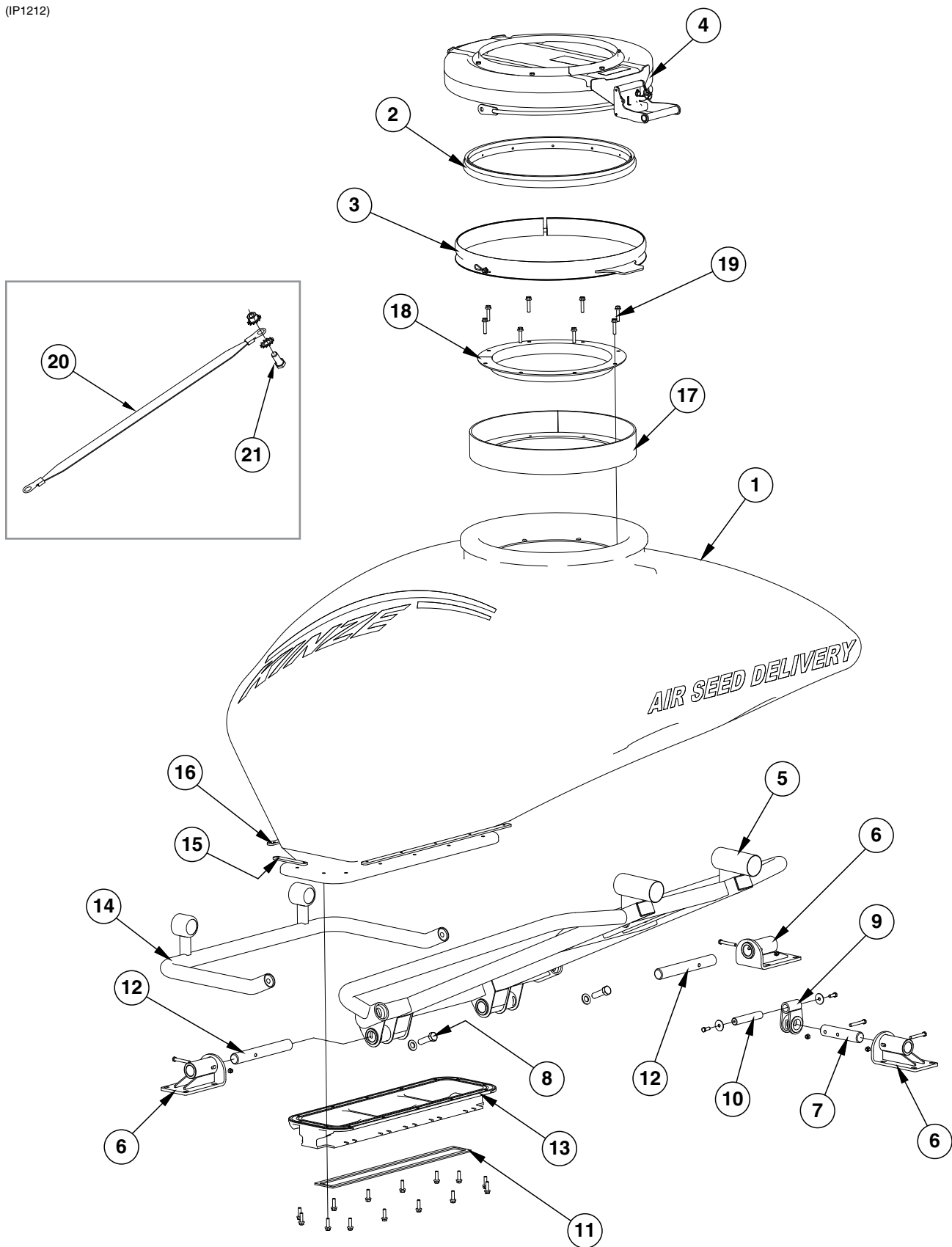
ITEM	PART NO.	QTY.	DESCRIPTION
1	GB0427	12	ASD Seed Entrainer
	GD19665	3	ASD Spacer Plate
2	G10992	1	Serrated Flange Nut, No. 10-24
3	GB0444	2	ASD Shutoff Door Plug
4	G11464	1	Wing Nut, 1/4"-20
5	GD19695	1	ASD Slide Latch
6	G11332	1	Hex Socket Head Set Screw, 1/4" x No. 10-24 x 3/8"
7	GD19865	20	Eye Bolt, 1/4"-20 x 1.47"
	G10621	20	Serrated Flange Nut, 1/4"-20
8	GB0433	4	ASD Seed Entrainer Door Section
9	GB0434	1	ASD Seed Entrainer End Cap
10	GD19508	8	Small O-Ring
11	GB0431	8	ASD Small Cap (If Applicable)
12	GD19698	1	ASD Chute Hanger, R.H.
13	GD19609	1	ASD Cleanout Door Hinge Rod
	G10455	2	Cotter Pin, 1/16" x 1/2"
14	GA14942	1	ASD Shutoff Door
15	G10316	1	Carriage Bolt, 1/4"-20 x 1"
	GD19864	8	Eye Bolt, 1/4"-20 x 1.83"
16	GB0501	8	Latch Handle
17	GD21080	8	Cam Nut, 1/4"-20
18	GB0502	4	ASD Cleanout Door
19	GD19619	1	ASD Cleanout Door Gasket
20	GD19699	1	ASD Chute Hanger, L.H.
21	G10103	21	Lock Nut, 1/4"-20, Grade B
	GD19614	10	Hex Head Cap Screw, 1/4"-20 x 29"
	G11328	11	Washer, 1/4"
22	GB0436	1	ASD Seed Entrainer Air Inlet, R.H. (Shown)
	GB0435	1	ASD Seed Entrainer Air Inlet, L.H.
23	GD19635	1	ASD Retainment Ring
24	GB0438	16	Air Orifice By-Pass
25	GD19808	1	Cleanout Chute Storage Bracket
	G10001	3	Hex Head Cap Screw, 3/8"-16 x 1"
	G10622	3	Serrated Flange Nut, 3/8"-16
26	GA14823	1	Cleanout Chute
27	GB0430	-	ASD Large Cap
A	GA13734	-	ASD Entrainer Assembly, R.H. (Shown) (Items 1-24)
B	GA13735	-	ASD Entrainer Assembly, L.H. (Items 1-24)

(IP1087)



ITEM	PART NO.	QTY.	DESCRIPTION
1	GD19674	1	Lid Hinge Pin
	G10451	2	Cotter Pin, 1/8" x 1"
2	GA13780	1	ASD Tank Hinge
	GD19681-01	6	Shim, 7 Gauge
	GD19681-02	6	Shim, 10 Gauge
	GD19681-03	6	Shim, 12 Gauge
	G10108	4	Lock Nut, 3/8"-16
	G10047	4	Hex Head Cap Screw, 3/8"-16 x 1 3/4"
3	GA13731	1	Lid Assembly
	GD19648	1	ASD Lid Seal
4	GD19677	1	Latch Catch
	GD19676-01	3	Shim, 7 Gauge
	GD19676-02	3	Shim, 10 Gauge
	GD19676-03	3	Shim, 12 Gauge
	GD19675	2	Latch Handle Pin
	G10451	4	Cotter Pin, 1/8" x 1"
	G10108	2	Lock Nut, 3/8"-16
	G10047	2	Hex Head Cap Screw, 3/8"-16 x 1 3/4"
5	GA13792	1	Latch Handle
	GD19542	1	Latch Hook
	G10451	2	Cotter Pin, 1/8" x 1"
6	GD19419	1	ASD Bulk Seed Tank
7	GA13729	1	Tank Mount
8	GA13788	4	Isolator, Universal Mount
	GD19689	2	Isolator Backer Strap
	GD19668	2	ASD Tank Backer Plate
	G10683	4	Carriage Bolt, 5/8"-11 x 4 1/2"
	G10107	4	Lock Nut, 5/8"-11
9	GD19666	1	ASD Entrainment Mounting Plate
	G11166	18	Flanged Whiz Lock Screw, 1/4"-20 x 3/4", Serrated
	GD19620	1	ASD Tank Mount Gasket
	GD19690-01	1	Ribbon Sealer, 5'
	GD19690-02	1	Ribbon Sealer, 6'
10	GA13915	1	Tank Mount Link
	G10111	1	Lock Nut, 1/2"-13
	G10045	1	Hex Head Cap Screw, 1/2"-13 x 4 1/2"
11	GA13797	2	Front Tank Mount
A	GA13701	-	ASD Tank Assembly (Items 1-9)

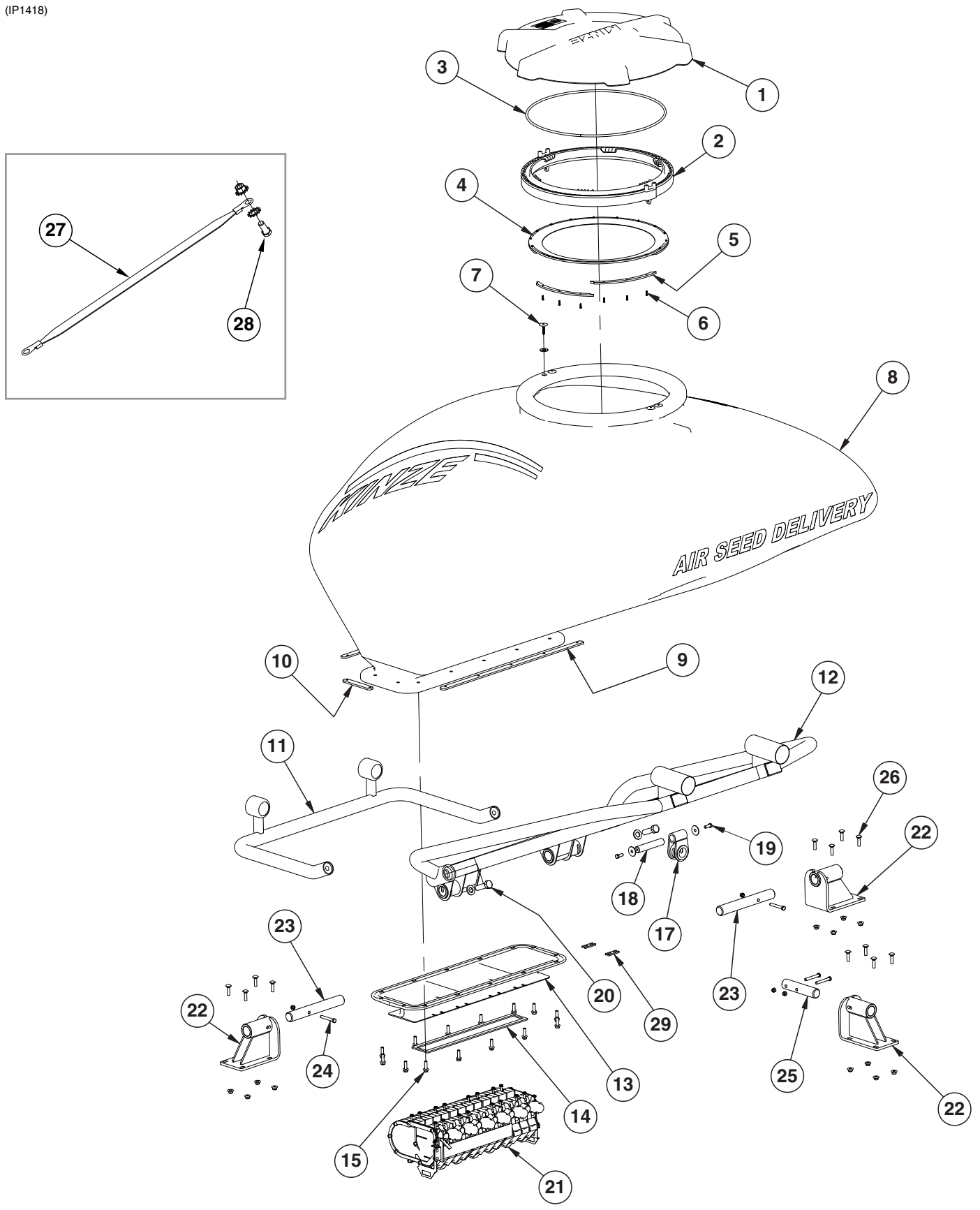
(IP1212)





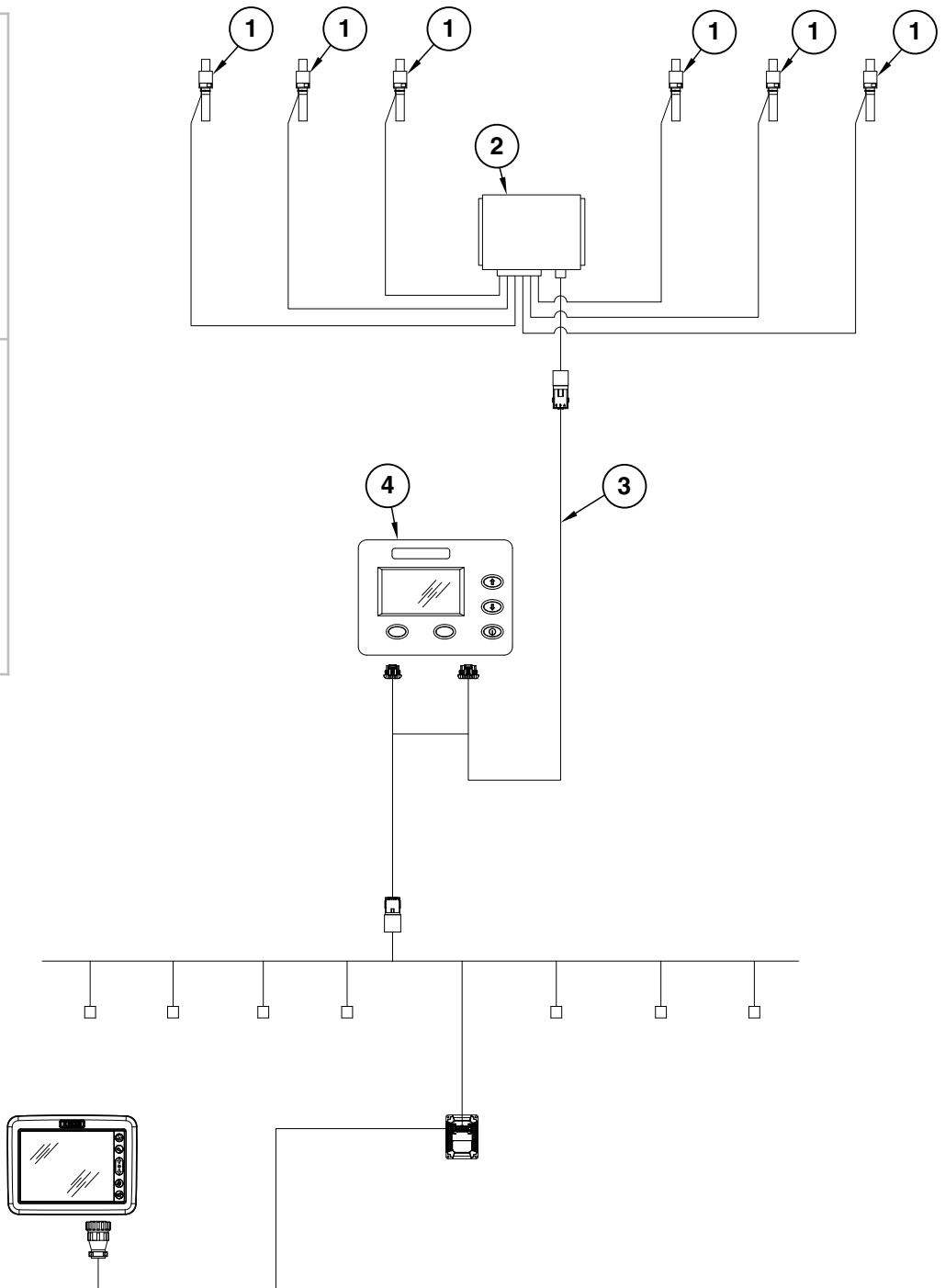
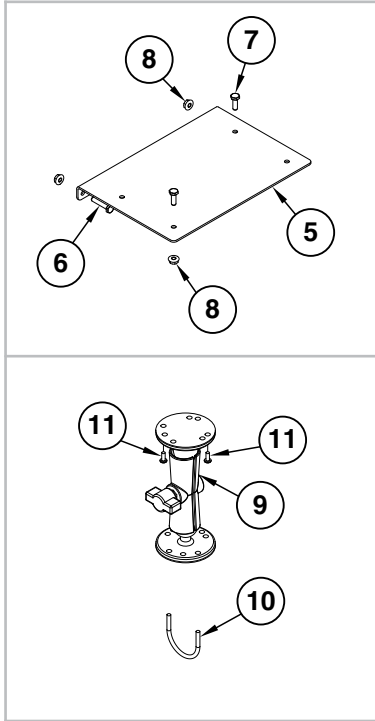
ITEM	PART NO.	QTY.	DESCRIPTION
1	GD19894	1	ASD Tank
2	GD21081	1	ASD Tank Lid Seal
	GD21140	1	Foam Seal Connector
3	GA14092	1	ASD Lid Rim
	G10592	2	Hair Pin Clip, No. 11
4	GA14707	1	ASD Lid Assembly
	GA14089	1	Latch Handle
	GD20022	1	Latch Mount Bracket
	GD20030	1	Pivot Bail Bracket
	G10328	2	Hex Head Cap Screw, 3/8"-16 x 5/8"
	G11387	2	Flat Washer, 3/8" SAE
5	GA14037	1	ASD Rear Tank Frame
6	GA14041	3	ASD Tank Mount
	G10599	12	Carriage Bolt, 3/8"-16 x 1 1/4"
	G11091	12	Serrated Flange Nut, 3/8"-16
7	GD20036	1	Pin, 1 1/2" x 7"
	G10325	4	Hex Head Cap Screw, 3/8"-16 x 2 3/4"
	G11387	8	Flat Washer, 3/8" SAE
	G10108	4	Lock Nut, 3/8"-16
8	G10027	2	Hex Head Cap Screw, 3/4"-10 x 2 1/2"
	G11392	2	Flat Washer, 3/4" SAE
9	GA14040	1	ASD Rear Tank Mount
10	GD20037	1	Pin, 1" x 5 3/8"
	G10001	2	Hex Head Cap Screw, 3/8"-16 x 1"
	G10201	2	Special Washer, 3/8" x 1 1/2" O.D.
11	GD19620	1	ASD Tank Mount Gasket, 16 Row
	GD19893	-	ASD Tank Mount Gasket, 12 Row
	G11204	14	Flanged Whiz Lock Screw, 3/8"-16 x 1 1/4", Serrated
	GD19690-04	1	Ribbon Sealer, 7'
	GD19690-03	1	Ribbon Sealer, 6.5'
12	GD20035	2	Pin, 1 1/2" x 11 1/4"
13	GD19957	1	ASD Entrainment Mounting Plate, 16 Row
	GD19956	-	ASD Entrainment Mounting Plate, 12 Row
14	GA14038	1	ASD Front Tank Frame
	G10053	1	Hex Head Cap Screw, 1/2"-13 x 2 1/2"
15	GD20923	2	Entrainer Mount Tap Block, Short
16	GD20922	2	Entrainer Mount Tap Block, Long
17	GA14839	1	Clamp Ring
18	GD21174	1	Outer Clamp Ring
19	G11411	8	Hex Serrated Flange Cap Screw, 3/8"-16 x 1 3/4"
20	GD27607	2	Ground Strap
21	G11204	1	Hex Serrated Flange Cap Screw, 3/8"-16 x 1 1/4", Grade 5
	G10529	1	External Tooth Lock Washer, 3/8"
	G11249	1	External Tooth Washer, 1/4"
	G11528	1	Hex Nut W/External Tooth Washer, 1/4"-20

(IP1418)



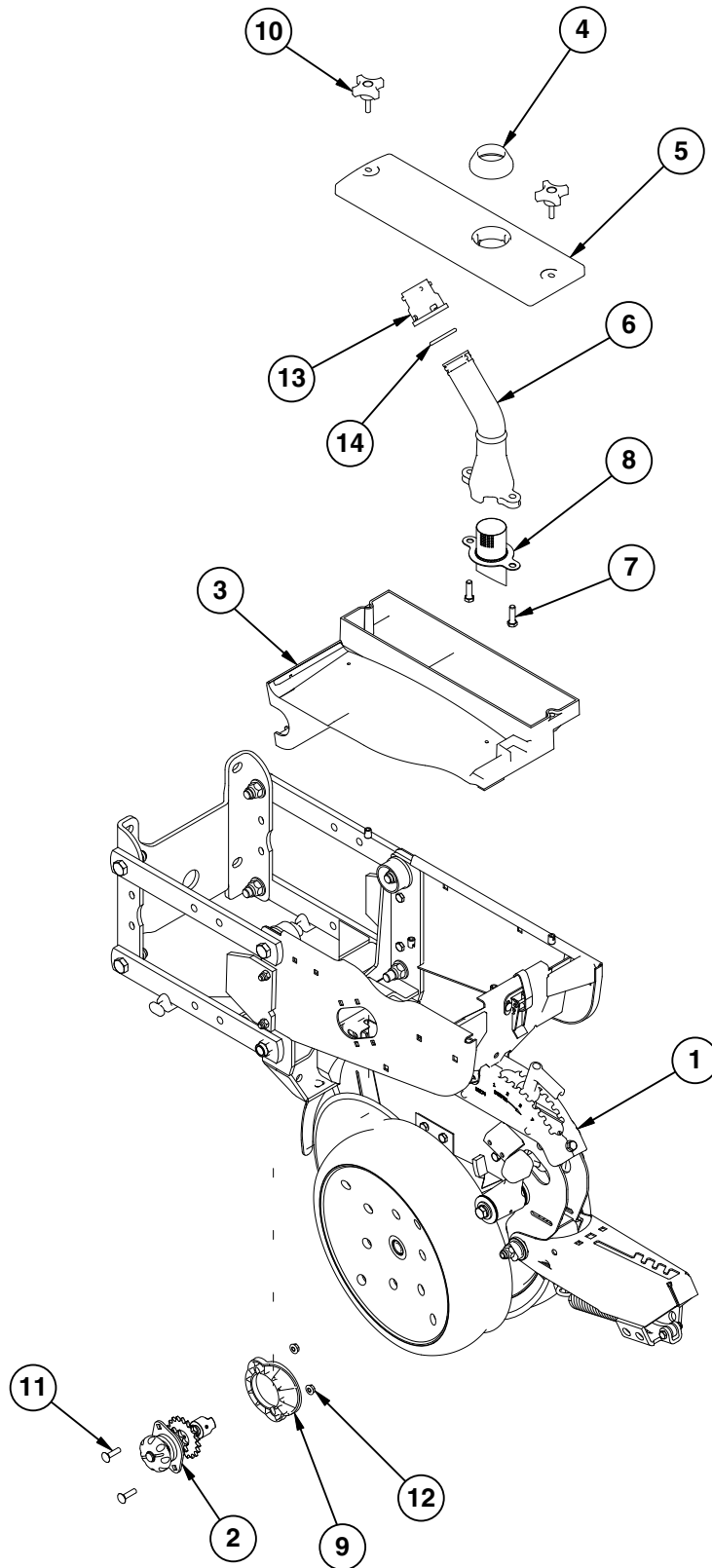
ITEM	PART NO.	QTY.	DESCRIPTION
1	GB0673	1	ASD Tank Lid
	GD24879-01	-	Rope Tether, 36"
2	GB0674	1	ASD Tank Latch Ring
3	GD24385-01	1	Ribbon Sealer, 66½"
4	GB0675	1	ASD Tank Lid Seal
5	GD24386	6	ASD Lid Seal Ring Segment
6	G11522	18	Phillip Pan Head Tapping Screw, #8-18 x 5/8"
7	GD24753	4	Hex Socket Head Machine Screw, ¼"-20 x 1½", Grade 2
	GD24754	4	Foam Seal
8	GD24388	1	ASD Bulk Seed Tank, 55 Bushel
9	GD20922	2	Entrainer Mount Tap Block, Long
10	GD20923	2	Entrainer Mount Tap Block, Short
11	GA14038	1	ASD Front Tank Frame
12	GA14037	1	ASD Rear Tank Frame
13	GB0634	1	ASD Entrainment Mount, 12 Row
	GB0635	1	ASD Entrainment Mount, 16 Row
	GD19690-04	1	Ribbon Sealer, 7'
	GD19690-03	1	Ribbon Sealer, 6½'
14	GD19893	1	ASD Tank Mount Gasket, 12 Row
	GD19620	1	ASD Tank Mount Gasket, 16 Row
15	G11204	14	Flanged Whiz Lock Screw, 3/8"-16 x 1¼", Serrated
17	GA14040	1	Rear ASD Tank Mount
18	GD20037	1	Pin, 1" x 53/8"
19	G10001	2	Hex Head Cap Screw, 3/8"-16 x 1"
	G10201	2	Special Washer, 3/8" x 1½" O.D.
20	G10027	2	Hex Head Cap Screw, 3/4"-10 x 2½"
	G11392	2	Flat Washer, 3/4" SAE
21	---	-	<a href="#">See "ASD Entrainer Assembly, 12 Row" on page P95</a> <a href="#">See "ASD Entrainer Assembly, 16 Row" on page P97</a>
22	GA15420	3	ASD Tank Mount
23	GD20035	2	Pin, 1½" x 11¼"
24	G10325	4	Hex Head Cap Screw, 3/8"-16 x 2¾"
	G10108	4	Lock Nut, 3/8"-16
25	GD20036	1	Pin, 1½" x 7"
26	G10301	12	Carriage Bolt, 3/8"-16 x 1½"
27	GD27607	2	Ground Strap
28	G11204	1	Hex Serrated Flange Cap Screw, 3/8"-16 x 1¼", Grade 5
	G10529	1	External Tooth Lock Washer, 3/8"
	G11249	1	External Tooth Washer, ¼"
	G11528	1	Hex Nut W/External Tooth Washer, ¼"-20
29	GD21308	2	Bolt Holder
A	GA16997	-	ASD Lid Seal Assembly, (Items 2 and 4-6)

(IP1192)



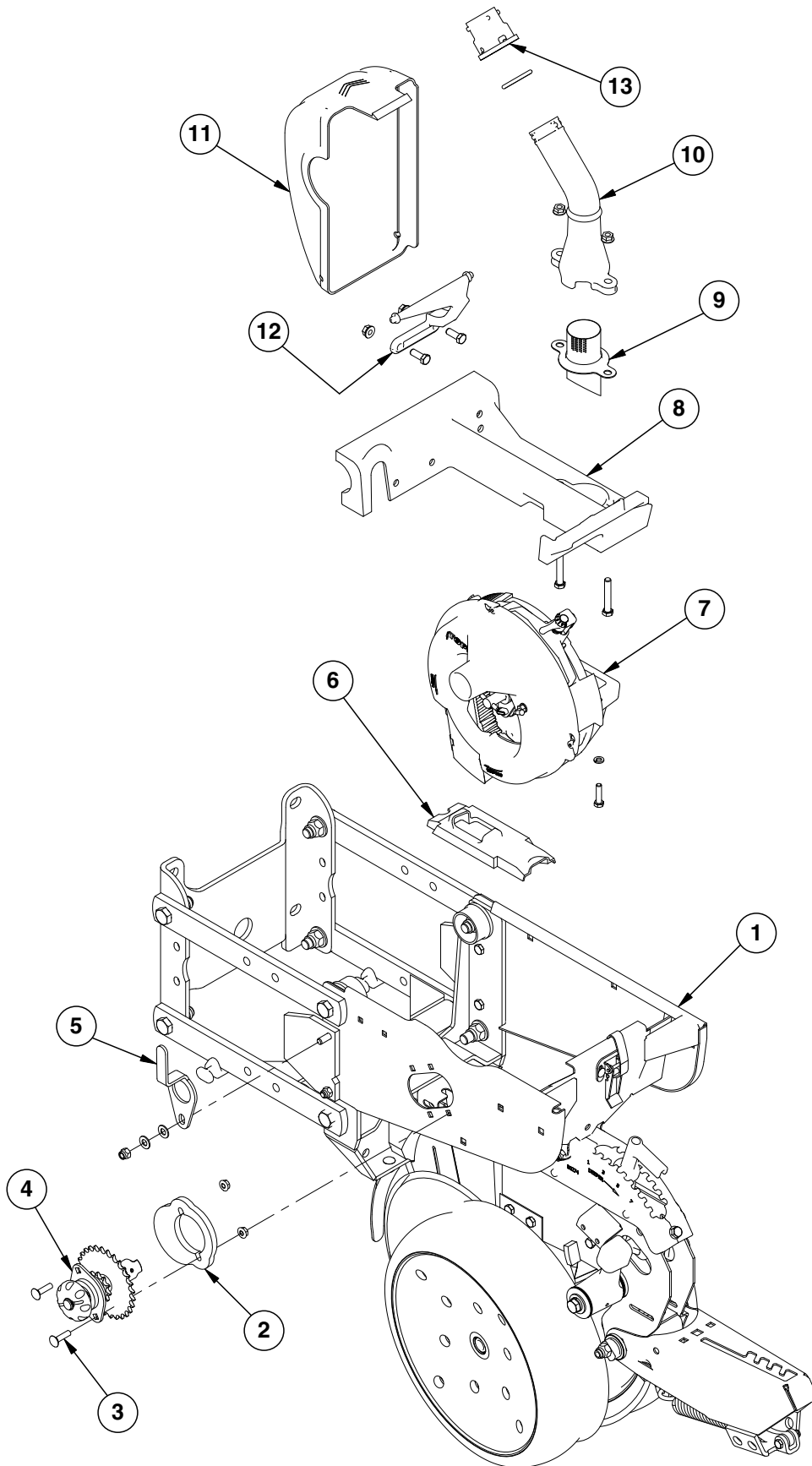
ITEM	PART NO.	QTY.	DESCRIPTION
1	GA14135	6	Load Cell
2	GA14136	1	Scale Module
3	GA14129	1	Power Cable
4	GA14133	1	ASD Scale Display
5	GD26264	1	Scale Module Mounting
6	G10857	2	Hex Head Cap Screw, ¼"-20 x 1¼"
7	G10023	2	Hex Head Cap Screw, ¼"-20 x ¾"
8	G10621	4	Serrated Flange Nut, ¼"-20
9	GA12403	1	Mounting Bracket Assembly, Includes: (2) Mounting Brackets, (2) Connector Halves, (1) Compression Spring, (1) Tension Knob, (1) ¼"-20 x 1¾" Hex Head Cap Screw, (1) ¼" Plastic Washer, (1) ¼" Steel Washer
10	GD20282	1	U-Bolt, #10-32
	G11284	2	Serrated Flange Nut, #10-32
11	G11216	2	Phillips Pan Head Machine Screw, No. 10-32 x ½", Stainless Steel

(IP1126)



ITEM	PART NO.	QTY. (Per Row)	DESCRIPTION
1	---	-	<a href="#">See "Shank Assembly, Seed Tube, and Depth Adjustment" on page P1</a> <a href="#">See "Parallel Arms, Mounting Support Plate, and Quick Adjustable Down Forces Springs Option" on page P7</a> <a href="#">See "Hopper Support and Meter Drive" on page P21</a>
2	GA10151	1	Meter Drive Assembly Complete, 11/19 Tooth
3	GA9547 GD12561	1 -	Mini-Hopper Threaded Insert, 5/16"-18
4	GB0446	1	ASD Mechanical Meter Cover Seal
5	GB0445	1	ASD Mechanical Meter Cover
6	GB0455	1	ASD Air Pressure Dissipator
7	G10004	2	Hex Head Cap Screw, 3/8"-16 x 1 1/4"
8	GB0574	1	Air Dissipator Screen
9	GB0331	1	Clutch Adapter Plate
10	GD29339	2	4-Prong Knob
11	G10338	2	Carriage Bolt, 5/16"-18 x 1 1/4"
12	G10620	2	Serrated Flange Nut, 5/16"-18
13	GB0430	1	ASD Large Cap
14	GD19509	1	O-Ring, Large
A	GA14031	-	ASD Mechanical Meter Cover Assembly (Items 4-8)

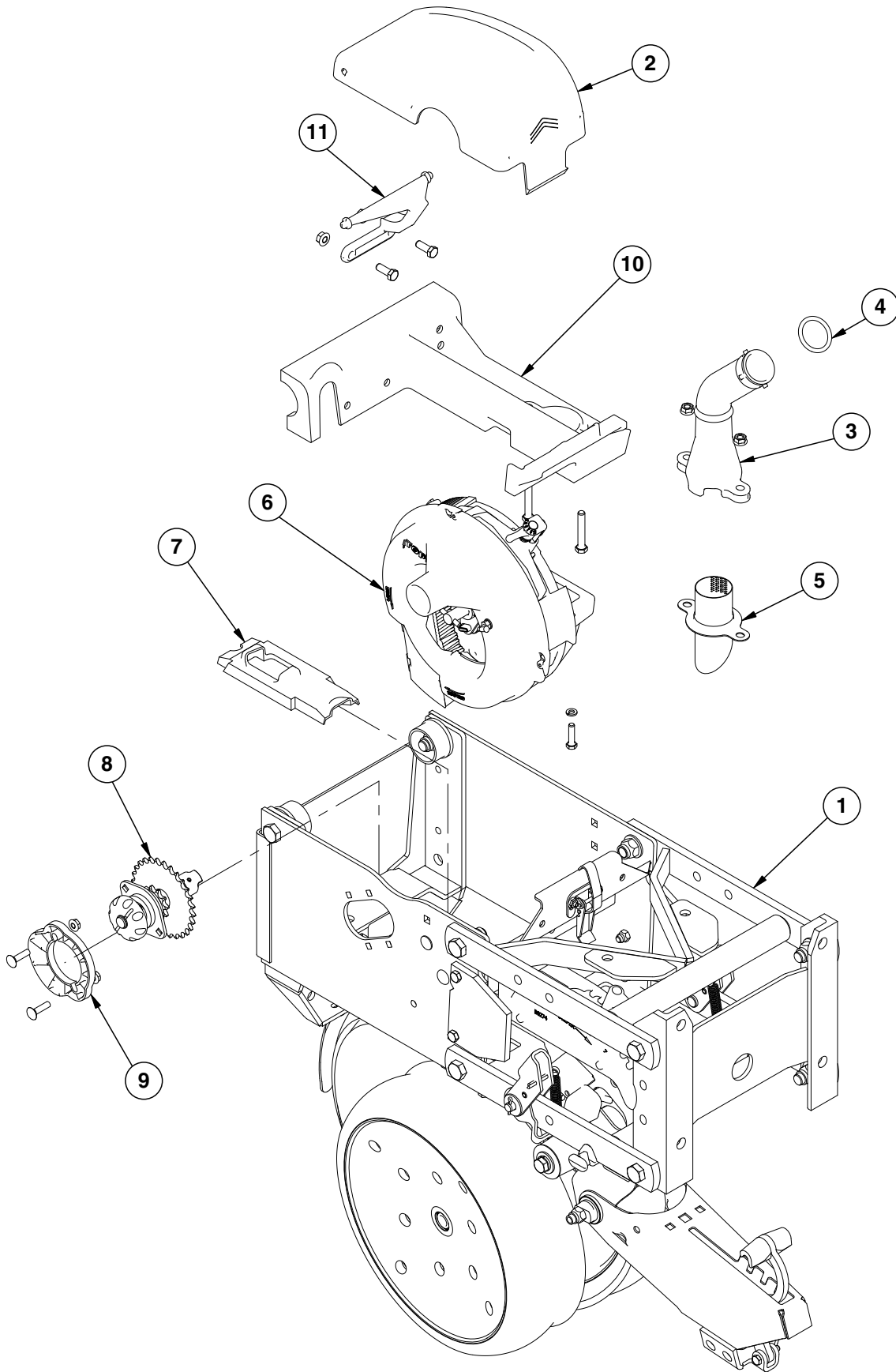
(IP1097a)





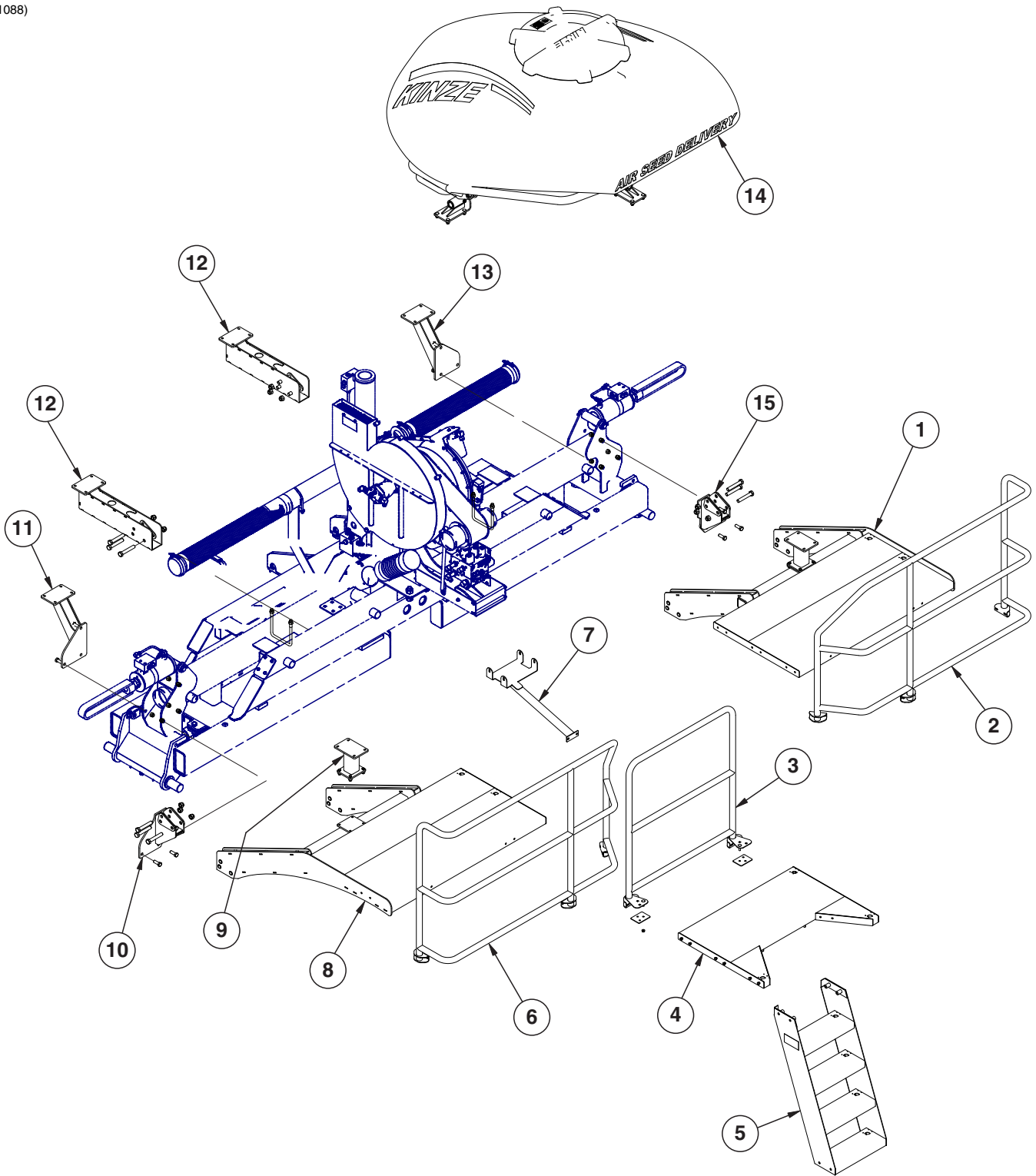
ITEM	PART NO.	QTY.	DESCRIPTION
1	---	-	<a href="#">See "Shank Assembly, Seed Tube, and Depth Adjustment" on page P1</a> <a href="#">See "Parallel Arms, Mounting Support Plate, and Quick Adjustable Down Forces Springs Option" on page P7</a> <a href="#">See "Hopper Support and Meter Drive" on page P21</a>
2	GB0331	1	Clutch Adapter Plate
3	G10620	2	Serrated Flange Nut, 5/16"-18
	G10338	2	Carriage Bolt, 5/16"-18 x 1 1/4"
4	GA12144	1	Meter Drive Assembly, 11/28 Tooth
	G3303-108	-	Chain, No. 41, 108 Pitch Including Connector Link
	G3303-124	-	Chain, No.41, 124 Pitch Including Connector Link (Center 6 Rows)
	GR0196	-	Connector Link, No. 41
5	GD17014	1	Hose Guide
	G11387	2	Flat Washer, 3/8" SAE
	G10047	1	Hex Head Cap Screw, 3/8"-16 x 1 3/4"
6	---	-	<a href="#">See "EdgeVac Seed Meter" on page P29</a>
7	---	-	<a href="#">See "EdgeVac Seed Meter" on page P29</a>
	G10232	2	Lock Washer, 5/16"
	G10171	2	Hex Head Cap Screw, 5/16"-18 x 1 1/4"
8	GA17077	1	Meter Mount W/Inserts (2013 production and on)
	GA13733	-	Meter Mount W/Inserts (prior to 2013 production)
9	GB0574	1	Air Dissipator Screen
	G10939	2	Hex Head Cap Screw, 3/8"-16 x 2 1/4"
10	GB0455	1	ASD Air Pressure Dissipator
	G11091	2	Serrated Flange Nut, 3/8"-16
11	GB0428	1	EdgeVac Meter Cover
12	GB0717	1	EdgeVac Meter Cover Hinge (2013 production and on)
	GB0447	-	EdgeVac Meter Cover Hinge (prior to 2013 production)
	G10001	2	Hex Head Cap Screw, 3/8"-16 x 1"
	G10622	2	Serrated Flange Nut, 3/8"-16
13	GB0430	1	ASD Large Cap
	GD19509	1	O-Ring, Large

(IP1136)



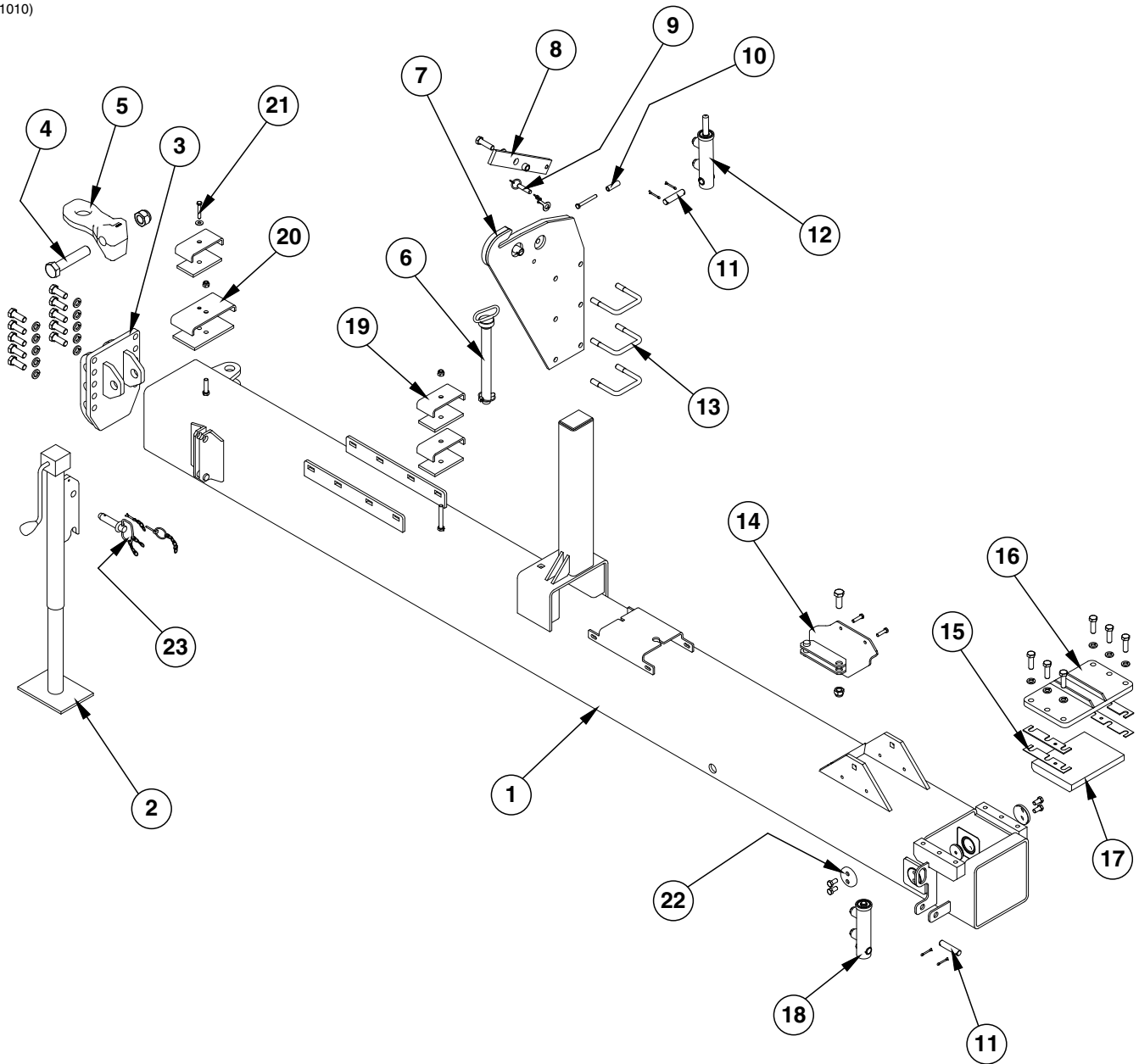
ITEM	PART NO.	QTY.	DESCRIPTION
1	---	-	<a href="#">See "Hopper Support and Meter Drive" on page P21</a>
2	---	-	<a href="#">See "ASD EdgeVac Row Unit" on page P109</a> <a href="#">See "ASD Mechanical Row Unit" on page P107</a>
3	GB0455 G10939 G10622	1 2 4	ASD Air Pressure Dissapator Hex Head Cap Screw, 3/8"-16 x 2 1/4" Serrated Flange Nut, 3/8"-16
4	GD19509	1	Large O-Ring
5	GA13676	1	Air Dissapator
6	---	-	<a href="#">See "Finger Pickup Seed Meter" on page P25</a> <a href="#">See "Brush-Type Seed Meter" on page P27</a> <a href="#">See "EdgeVac Seed Meter" on page P29</a>
7	---	-	<a href="#">See "ASD EdgeVac Row Unit" on page P109</a>
8	---	-	<a href="#">See "ASD EdgeVac Row Unit" on page P109</a> <a href="#">See "ASD Mechanical Row Unit" on page P107</a>
9	GB0331 G10620 G10338	1 2 2	Clutch Adapter Plate Serrated Flange Nut, 5/16"-18 Carriage Bolt, 5/16"-18 x 1 1/4"
10	---	-	<a href="#">See "ASD EdgeVac Row Unit" on page P109</a>
11	---	-	<a href="#">See "ASD EdgeVac Row Unit" on page P109</a>

(IP1088)



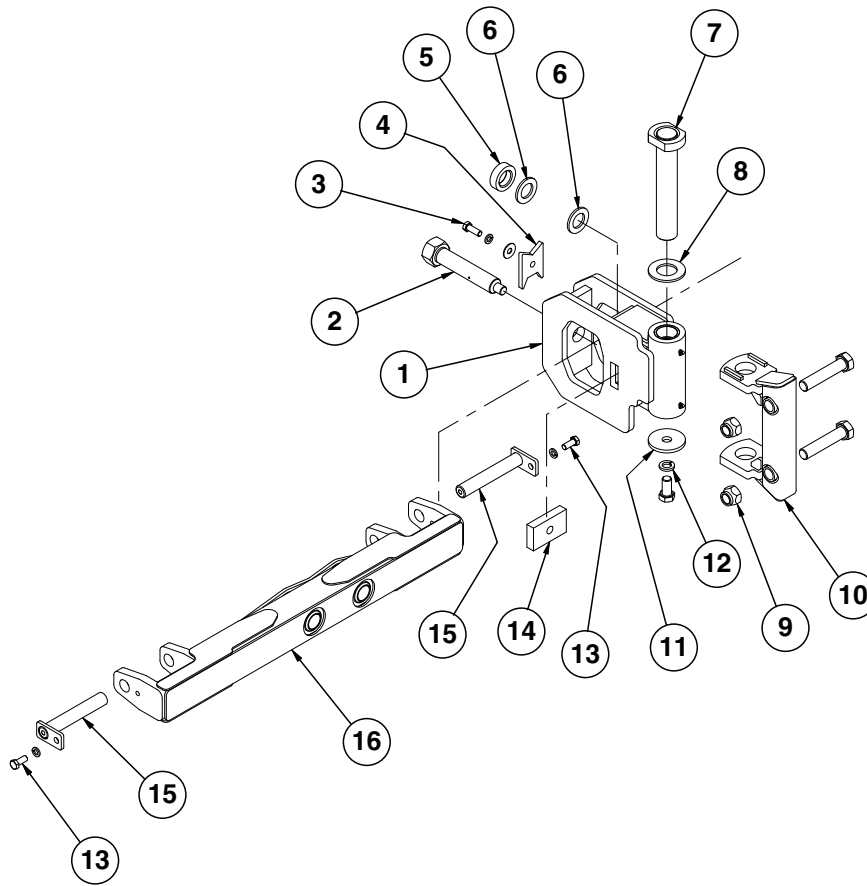
ITEM	PART NO.	QTY.	DESCRIPTION
1	GA14047	1	Catwalk Platform, R.H.
2	GA13712	1	Rail, R.H.
	G10001	6	Hex Head Cap Screw, 3/8"-16 x 1"
	G10622	6	Serrated Flange Nut, 3/8"-16
3	GA13713	1	Tank Rail
	GD19798	2	Rail Support Plate
	G10301	2	Carriage Bolt, 3/8"-16 x 1 1/2"
	G10001	4	Hex Head Cap Screw, 3/8"-16 x 1"
	G10622	6	Serrated Flange Nut, 3/8"-16
4	GA17079	1	Center Platform
	G10001	12	Hex Head Cap Screw, 3/8"-16 x 1"
	G10108	12	Lock Nut, 3/8"-16
5	GA17070	1	Wide Ladder
	G10049	4	Hex Head Cap Screw, 3/8"-16 x 2 1/2"
	G10622	4	Serrated Flange Nut, 3/8"-16
6	GA13711	1	Rail, L.H.
	G10001	6	Hex Head Cap Screw, 3/8"-16 x 1"
	G10622	6	Serrated Flange Nut, 3/8"-16
7	GA13782	1	Ladder Stiffener
	G10003	2	Hex Head Cap Screw, 3/8"-16 x 1 1/2"
	G10062	4	Hex Head Cap Screw, 3/8"-16 x 3"
	G10622	2	Serrated Flange Nut, 3/8"-16
8	GA14048	1	Catwalk Platform, L.H.
9	GA14052	2	Rear Tank Mount
	G10004	8	Hex Head Cap Screw, 3/8"-16 x 1 1/4"
	G11091	8	Serrated Flange Nut, 3/8"-16
10	GA14053	1	Outside Mount, L.H.
	G10005	3	Hex Head Cap Screw, 5/8"-11 x 1 3/4"
	G10107	3	Lock Nut, 5/8"-11
	G10029	3	Hex Head Cap Screw, 3/4"-10 x 4 1/2"
	G10112	3	Lock Nut, 3/4"-10
11	GA14044	1	Front Mount, R.H.
	G10005	3	Hex Head Cap Screw, 5/8"-11 x 1 3/4"
	G10107	3	Lock Nut, 5/8"-11
12	GA14046	2	Long Mount
	GD18954	2	U-Bolt, 5/8" x 6" x 6"
	G10107	4	Lock Nut, 5/8"-11
	G10029	6	Hex Head Cap Screw, 3/4"-10 x 4 1/2"
	G10112	6	Lock Nut, 3/4"-10
13	GA14045	1	Front Mount, L.H.
	G10005	3	Hex Head Cap Screw, 5/8"-11 x 1 3/4"
	G10107	3	Lock Nut, 5/8"-11
14	---	-	<a href="#">See "ASD Tank Assembly (Prior to 2010 Production)" on page P99</a> <a href="#">See "ASD Tank Assembly (2010-2012 Production)" on page P101</a> <a href="#">See "ASD Tank Assembly (2013 Production and on)" on page P103</a>
15	GA14054	1	Outside Mount, R.H.
	G10005	3	Hex Head Cap Screw, 5/8"-11 x 1 3/4"
	G10107	3	Lock Nut, 5/8"-11
	G10029	3	Hex Head Cap Screw, 3/4"-10 x 4 1/2"
	G10112	3	Lock Nut, 3/4"-10

(IP1010)



ITEM	PART NO.	QTY.	DESCRIPTION
1	A12887	1	Outer Hitch, 16 Row (Non-Stock Item)
	A13960	1	Outer Hitch, 12 Row (Non-Stock Item)
2	GA14379	1	Jack Assembly
	GR2152	1	Crank Repair Kit
	GR2153	1	Bevel Gear Set
3	GA12265	1	Hitch Mount
	G10231	10	Lock Washer, 3/4"
	G10026	10	Hex Head Cap Screw, 3/4"-10 x 2"
4	G10169	1	Hex Head Cap Screw, 1 1/4"-7 x 6"
	G10157	1	Lock Nut, 1 1/4"-7
5	GB0292	1	Hitch Clevis, Single (2" Hole)
6	GA13768	1	Safety Pin, 12 3/4"
7	GA7433	1	Transport Latch
	G10765	1	Spring Pin, 1/4" x 1"
8	G11391	1	Flat Washer, 5/8" SAE
	GB0218	1	Bushing, 2 1/32" I.D. x 7/8" O.D. x 1 9/32" Long
	GA7016	1	Catch Bar
	G10107	1	Lock Nut, 5/8"-11
	G10006	1	Hex Head Cap Screw, 5/8"-11 x 2 1/4"
9	GA7022	1	Detent Pin W/Chain
10	GD2971-09	1	Sleeve, 2" Long
	G10809	1	Hex Head Cap Screw, 3/8"-16 x 3 1/4"
	G10108	3	Lock Nut, 3/8"-16
11	GD7137	2	Pin, 3/4" x 3 3/8"
	G10457	4	Cotter Pin, 5/32" x 1 1/2"
12	GA9559	1	<a href="#">See "Transport Catch Cylinder" on page P173</a>
13	GD9953	3	U-Bolt, 3" x 4" x 5/8"-11
	G10230	12	Lock Washer, 5/8"
	G11391	6	Flat Washer, 5/8" SAE
	G10104	6	Hex Nut, 5/8"-11
14	GA13341	1	Jack Mount Bracket
	G11387	2	Flat Washer, 3/8" SAE
	G10003	2	Hex Head Cap Screw, 3/8"-16 x 1 1/2"
	G10112	1	Lock Nut, 3/4"-10
15	GD18832	4	Shim, 14 Gauge
	GD18831	4	Shim, 10 Gauge
16	GA12300	1	Cover Plate
	G10008	6	Hex Head Cap Screw, 5/8"-11 x 2"
17	GD18817	1	Outer Hitch Upper Wear Pad
18	GA9205	1	<a href="#">See "Tongue Lock Cylinder" on page P178</a>
19	GD8188	3	Hose Clamp, 7/8" x 3" x 5 3/8"
	GD8189	3	Rubber Strip, 3/8"
	G10111	2	Lock Nut, 1/2"-13
20	GA13685	1	Hose Clamp, 7 1/2"
	GD19496	1	Rubber Strip, 3/8" x 7 1/4"
21	G10939	1	Hex Head Cap Screw, 3/8"-16 x 2 1/4"
	G11387	1	Flat Washer, 3/8" SAE
22	GB0230	2	Cap
	GD9093	2	Poly Wear Pad
	G10014	4	Hex Head Cap Screw, 1/2"-13 x 1"
23	GA4995	1	Detent Pin Assembly
	G10458	1	Cotter Pin, 3/16" x 1 1/4"
	GD5625	1	Lynch Pin, 3/16"

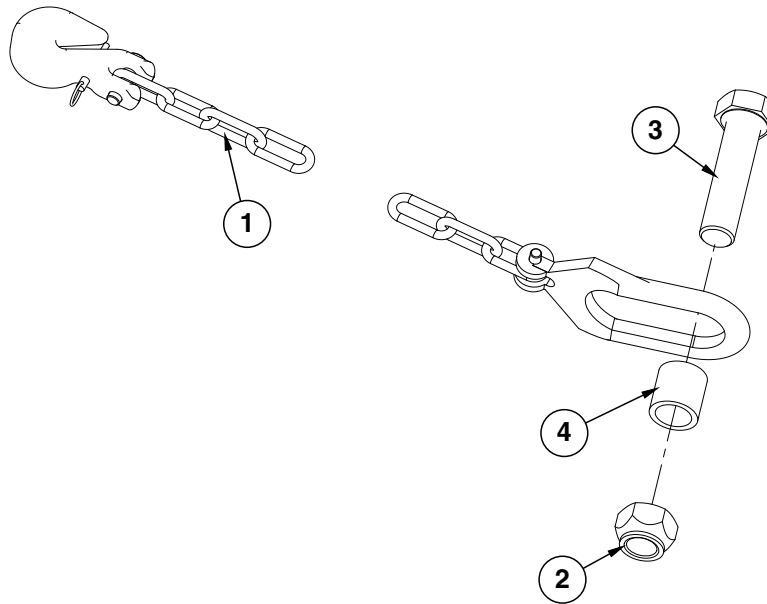
(IP1012)



ITEM	PART NO.	QTY.	DESCRIPTION
1	GA13665	1	Hitch Pivot
2	GA13673	1	Pivot Pin
3	G10005	1	Hex Head Cap Screw, 7/8"-11 x 1 3/4"
	G11391	1	Flat Washer, 5/8" SAE
	G10230	1	Lock Washer, 5/8"
4	GD15100	1	Pivot Lock
5	GD16226	1	Sleeve, 3" O.D. x 1 25/32" x 29/32" Thick
6	GD16303	2	Washer, 3" O.D. x 1 25/32" x 1/4" Thick
7	GA12163	1	Pin, 13 3/8"
8	GD15725	1	Washer, 4" O.D. x 2 1/4" I.D. x 1/4"
9	G10169	2	Hex Head Cap Screw, 1 1/4"-7 x 6"
	G10157	2	Lock Nut, 1 1/4"-7
10	GA13783	1	Pivot Mount
11	GD17245	1	Washer, 4" O.D. x 1 1/32" I.D. X 3/8"
12	G11223	1	Hex Head Cap Screw, 1"-8 x 2"
	G10118	1	Lock Washer, 1"
13	G10007	2	Hex Head Cap Screw, 5/8"-11 x 1 1/2"
	G10230	2	Lock Washer, 5/8"
14	GD19468	1	Tapped Bar
15	GA11079	2	Hammer Strap, Category 3 And 3N
16	GA12164	1	Hitch Bar

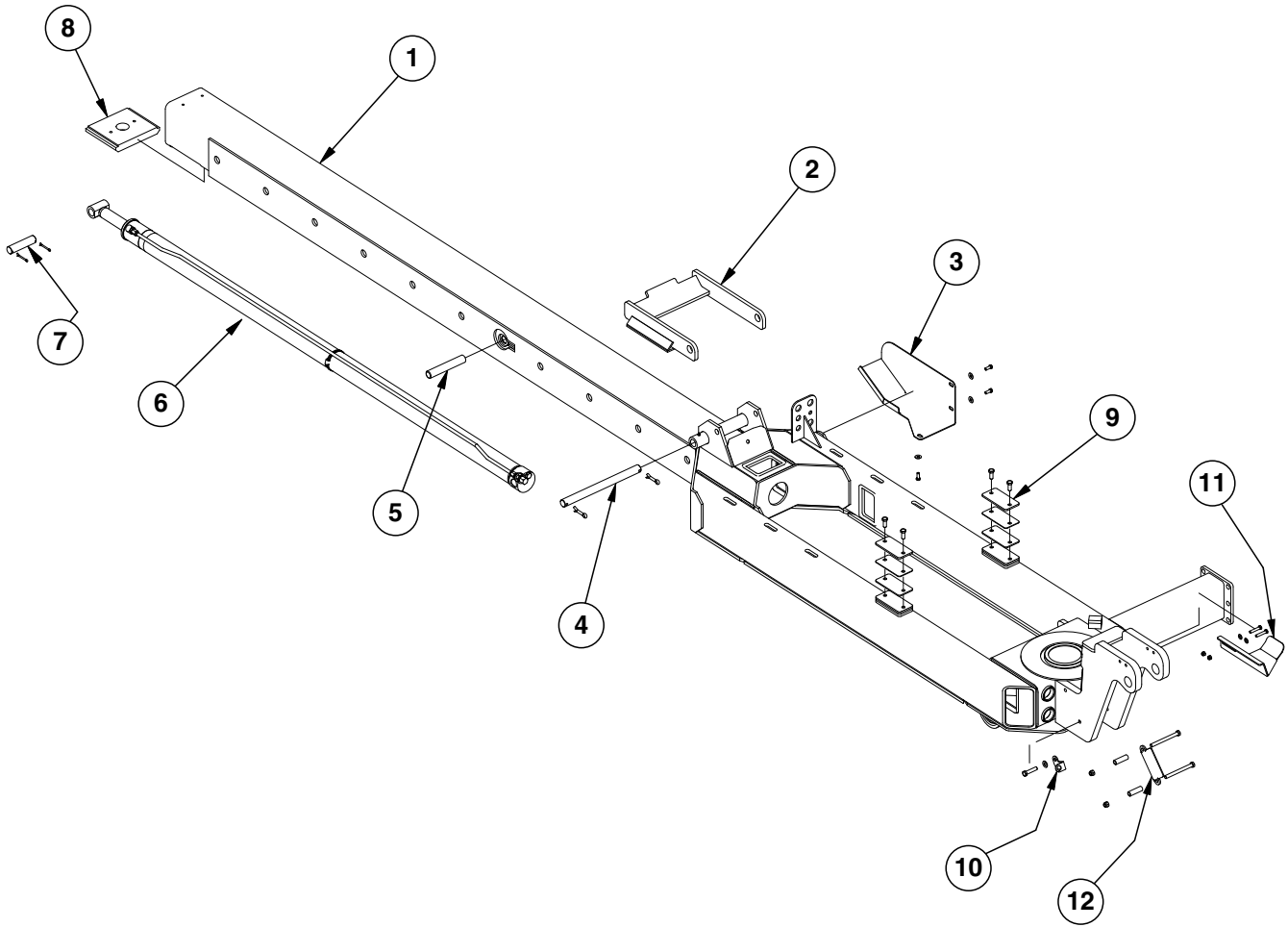


(IP1033)



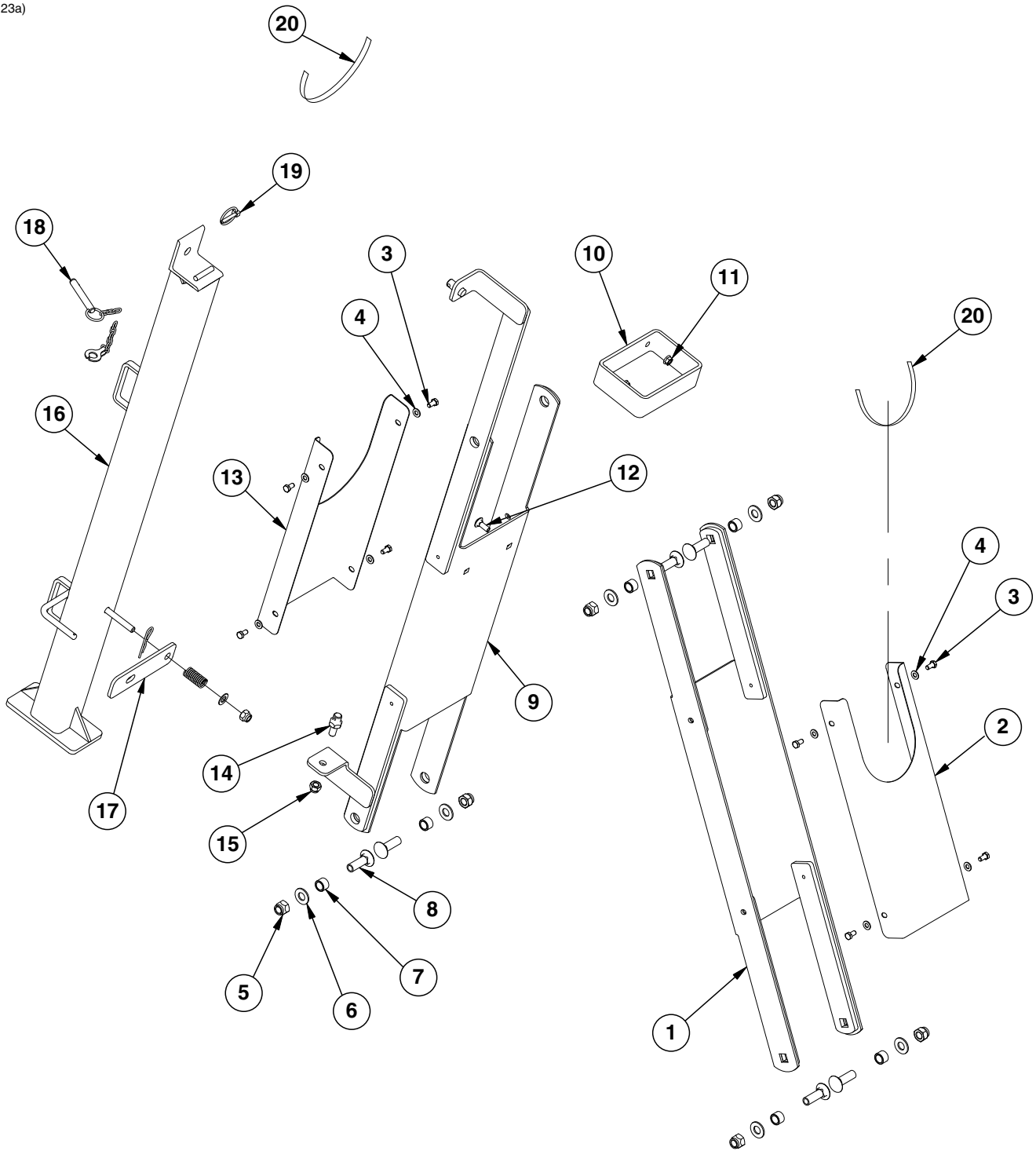
ITEM	PART NO.	QTY.	DESCRIPTION
1	GA13594	1	1/2" Safety Chain W/Hook
2	G10157	1	Lock Nut, 1 1/4"-7
3	G11290	1	Hex Head Cap Screw, 1 1/4"-7 x 5"
5	GD17250-02	1	Tube, 1 3/4" O.D.

(IP1011)



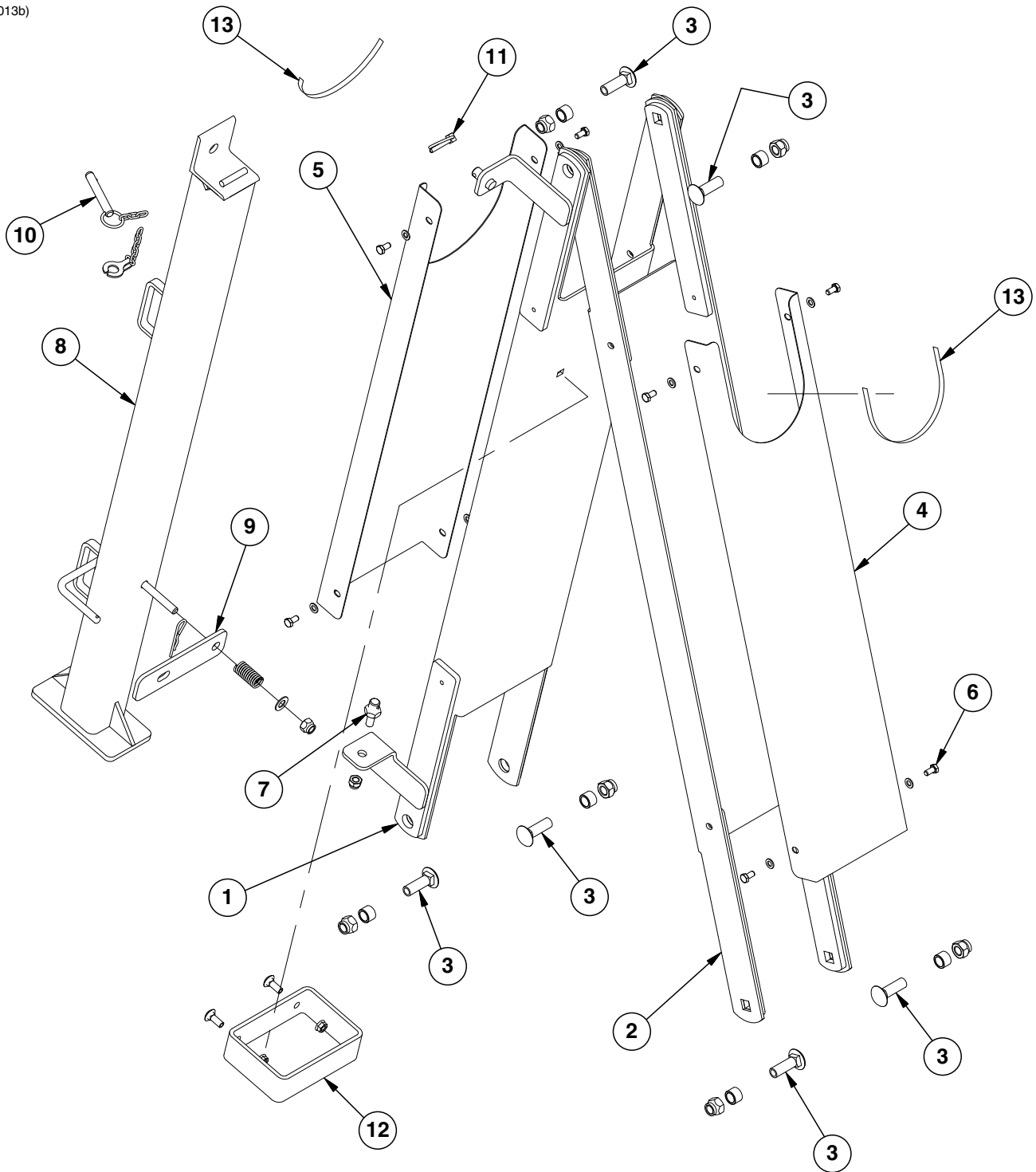
ITEM	PART NO.	QTY.	DESCRIPTION
1	A13794	1	Inner Hitch, 16 Row (Non-Stock Item)
	A13959	-	Inner Hitch, 12 Row (Non-Stock Item)
2	GA12299	1	Hitch Catch
3	GD18888	1	Inner Hitch Hose Tray
	G11387	3	Flat Washer, 3/8" SAE
	G10001	3	Hex Head Cap Screw, 3/8"-16 x 1"
4	GD17765	1	Hitch Catch
	G10468	2	Cotter Pin, 3/8" x 2"
5	GD3537-18	1	Shaft, 1 1/4" x 7 3/8"
	G11230	2	Retaining Ring
6	---	-	<a href="#">See "Tongue Cylinder" on page P175</a>
7	GD5173	1	Pin, 1 1/4" x 5 1/8"
	G10462	2	Cotter Pin, 3/16" x 2"
8	GD18830	1	Inner Hitch Front Wear Pad
	G11261	2	Hex Socket Head Cap Screw, 3/8"-16 x 1"
9	GD19366	4	Shim, 1/4" Gauge (As Required)
	GD19413	2	Shim, 7 Gauge (As Required)
	GD19465	2	Shim, 12 Gauge (As Required)
	G10037	4	Hex Head Cap Screw, 1/2"-13 x 1 1/4"
	G10108	2	Lock Nut, 3/8"-16
10	GD20094	1	Bulkhead Bracket
	G10581	1	Hex Head Cap Screw, 1/2"-13 x 2 1/4"
	G11389	1	Flat Washer, 1/2" SAE
	G10071	1	Serrated Flange Nut, 1/2"-13
11	GA13775	1	Hose Catch
	G10048	2	Hex Head Cap Screw, 3/8"-16 x 2"
	G11387	2	Flat Washer, 3/8" SAE
	G10108	2	Lock Nut, 3/8"-16
12	GD19656	1	Hose Retainer
	GD10538-15	2	Sleeve, 3/4" O.D. x 2 1/2" Long
	G10980	2	Hex Head Cap Screw, 1/2"-13 x 5 1/2"
	G10111	2	Lock Nut, 1/2"-13

(IP1123a)



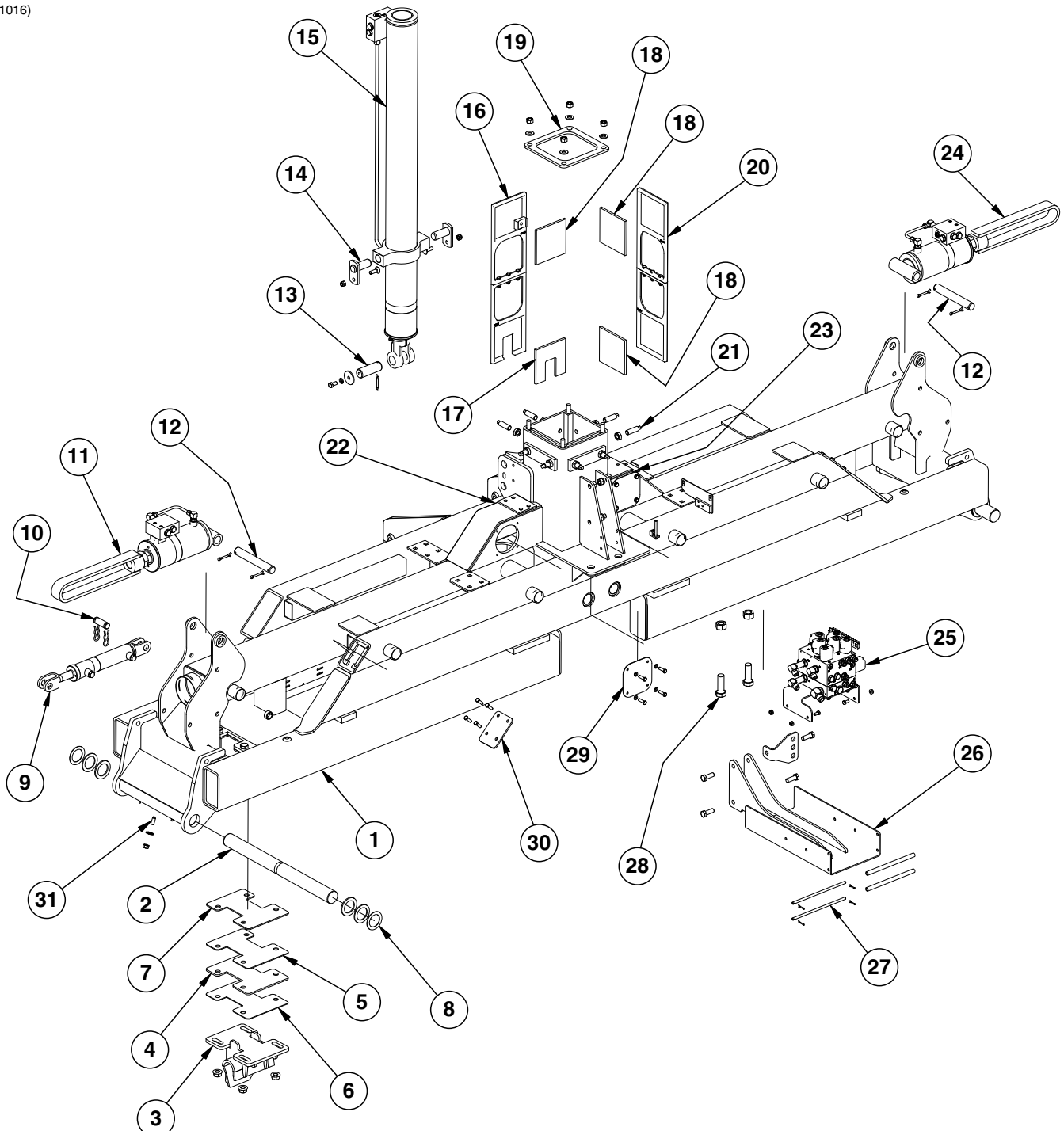
ITEM	PART NO.	QTY.	DESCRIPTION
1	GA13963	1	Rear Hose Take-Up
2	GD19833	1	Rear Hose Take-Up Cover
3	G10328	8	Hex Head Cap Screw, 3/8"-16 x 5/8"
4	G11387	8	Flat Washer, 3/8" SAE
5	G10107	6	Lock Nut, 5/8"-11
6	G11391	6	lat Washer, 5/8" SAE
7	GB0218	6	Bushing, 2 1/32" I.D. x 7/8" O.D. x 1 9/32" Long
8	G10689	6	Carriage Bolt, 5/8"-11 x 2"
9	GA13962	1	Front Hose Take-Up
10	GD19825	1	Hose Take-Up Stop
11	G11091	2	Serrated Flange Nut, 3/8"-16
12	G10305	2	Carriage Bolt, 3/8"-16 x 1"
13	GD19832	1	Front Hose Take-Up Cover
14	GD19655	1	Hold Up Pin, 1/2"-13
15	G10111	1	Lock Nut, 1/2"-13
16	GA13655	1	Safety Lock-Up
17	GD19430	1	Lock-Up Latch Bracket
	G10111	1	Lock Nut, 1/2"-13
	G11389	1	Flat Washer, 1/2" SAE
	G10592	1	Hair Pin Clip, No. 11
	GD18071-03	1	Silcon Rubber Tube
	GD19462	1	Compression Spring
18	GA13940	1	Detent Pin W/Chain
19	GD2558	1	Lynch Pin, 1/4"
20	G4418-05	2	Edge Molding, 1/16" x 2 1/4"
A	GA13657	-	Safety Lock-Up Assembly (Items 16 and 17)

(IP1013b)



ITEM	PART NO.	QTY.	DESCRIPTION
1	GA13961	1	Front Hose Take-Up
2	GA13171	1	Rear Hose Take-Up
3	G10689	6	Carriage Bolt, 5/8"-11 x 2"
	GB0218	6	Bushing, 2 1/32" I.D. x 7/8" O.D. x 1 9/32" Long
	G10107	6	Lock Nut, 5/8"-11
4	GD18709	1	Rear Hose Take-Up Cover
5	GD18710	1	Front Hose Take-Up Cover
6	G10328	8	Hex Head Cap Screw, 3/8"-16 x 5/8"
	G11387	8	Flat Washer, 3/8" SAE
7	GD8276	1	Pin
	G10113	1	Lock Nut, 7/16"-14
8	GA13655	1	Safety Lock-Up
9	GD19430	1	Lock-Up Latch Bracket
	G10111	1	Lock Nut, 1/2"-13
	G11389	1	Flat Washer, 1/2" SAE
	G10592	1	Hair Pin Clip, No. 11
	GD18071-03	1	Silcon Rubber Tube
	GD19462	1	Compression Spring
10	GA13940	1	Detent Pin W/Chain
11	GD2558	1	Lynch Pin, 1/4"
12	GD19825	1	Hose Take-Up Stop
	G10305	2	Carriage Bolt, 3/8"-16 x 1"
	G11091	2	Serrated Flange Nut, 3/8"-16
13	G4418-05	2	Edge Molding, 1/16" x 2 1/4"
A	GA13657	-	Safety Lock-Up Assembly (Items 8 and 9)

(IP1016)

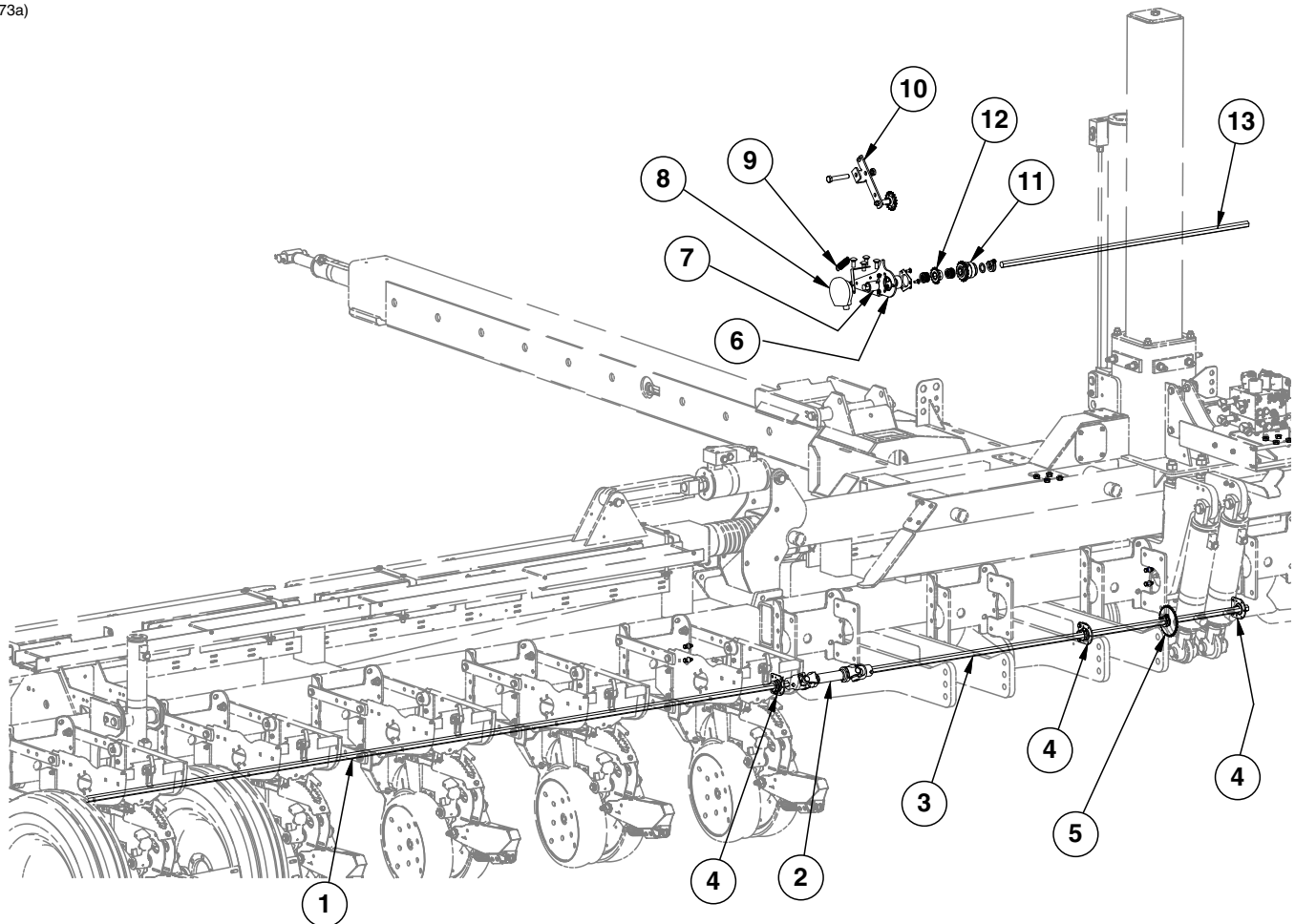


ITEM	PART NO.	QTY.	DESCRIPTION
1	GA12833	1	Center Frame
2	GD10531	2	Hinge Pin, 2 1/8" x 25 3/4"
3	GA12889	2	Field Stabilizer
	G11314	8	Serrated Flange Nut, 3/4"-10
	G10028	8	Hex Head Cap Screw, 3/4"-10 x 3"
4	GD19842	4	1/4" Field Stabilizer Shim (As Required)
5	GD18841	4	Shim, 10 Gauge (.1345") (As Required)
6	GD18842	4	Shim, 12 Gauge (.1046") (As Required)
7	GD18840	4	Shim, 7 Gauge (.1793") (As Required)



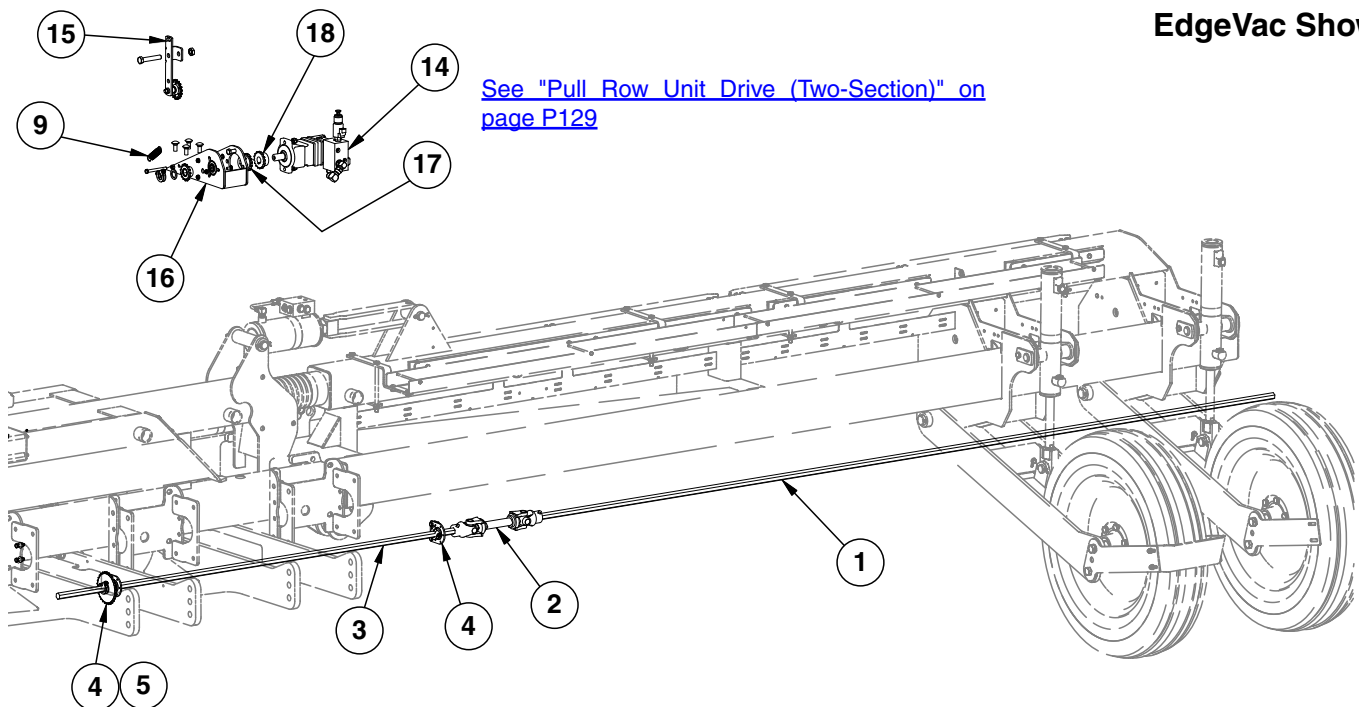
ITEM	PART NO.	QTY.	DESCRIPTION
8	G10336	4	Machine Bushing, 2 $\frac{1}{8}$ ", 14 Gauge (As Required)
	G10404	4	Machine Bushing, 3 $\frac{1}{8}$ " x 2 $\frac{1}{8}$ " x 3 $\frac{1}{16}$ " (As Required)
	G10234	4	Machine Bushing, 2 $\frac{1}{8}$ ", 10 Gauge (As Required)
9	GA8818	2	<a href="#">See "Wing Down Pressure Cylinder" on page P161</a>
	GD18663	2	Tension Bushing, 1" I.D.
10	GR0367	2	Pin, 1" x 2 $\frac{7}{8}$ "
	GR0193	4	Hair Clip Pin
11	GA12306	1	<a href="#">See "L.H. Wing Lock Up Cylinder" on page P163</a>
12	GD3421	2	Pin, 1 $\frac{1}{4}$ " x 8 $\frac{3}{4}$ "
	G10460	4	Cotter Pin, $\frac{1}{4}$ " x 2"
13	GD18732	1	Pin, 1 $\frac{1}{2}$ " x 4 $\frac{1}{4}$ "
	G10460	1	Cotter Pin, $\frac{1}{4}$ " x 2"
	GD18828	1	Washer
	G10228	1	Lock Washer, $\frac{1}{2}$ "
	G10014	1	Hex Head Cap Screw, $\frac{1}{2}$ "-13 x 1"
14	GA12892	2	Hammer Strap
	G10636	2	Carriage Bolt, $\frac{1}{2}$ "-13 x 1 $\frac{1}{2}$ "
	G10111	2	Lock Nut, $\frac{1}{2}$ "-13
15	GA13548	1	<a href="#">See "Transport Lift Cylinder" on page P171</a>
16	GA13786	1	Wear Pad Assembly W/Notch
	G10108	3	Lock Nut, $\frac{3}{8}$ "-16
	G10003	3	Hex Head Cap Screw, $\frac{3}{8}$ "-16 x 1 $\frac{1}{2}$ "
	GB0423	1	Wear Pad Holder
	GB0422	1	Front Wear Pad Holder
17	GD19355	1	Wear Pad W/Notch
18	GD19356	7	Wear Pad
19	GD19358	1	Transport Tube Cap
	G11391	4	Flat Washer, $\frac{5}{8}$ " SAE
	G10104	8	Hex Nut, $\frac{5}{8}$ "-11
20	GA13785	3	Wear Pad Assembly
	G10003	3	Hex Head Cap Screw, $\frac{3}{8}$ "-16 x 1 $\frac{1}{2}$ "
	G10108	3	Lock Nut, $\frac{3}{8}$ "-16
	GB0423	2	Wear Pad Holder
21	GD19353	16	Lift Post Adjustment Bolt, $\frac{1}{2}$ " x 2 $\frac{3}{4}$ "
	G11087	16	Hex Nut, $\frac{3}{4}$ "-10
22	G11335	2	Push-In Locking Plug, $\frac{5}{16}$ "
23	G11336	4	Push-In Locking Plug, $\frac{1}{2}$ "
24	GA13094	1	<a href="#">See "R.H. Wing Lock Up Cylinder" on page P165</a>
25	GA13523	1	<a href="#">See "Valve Blocks - Located on Rear Center Frame" on page P181</a>
	G11091	4	Serrated Flange Nut, $\frac{3}{8}$ "-16
	G10002	4	Hex Head Cap Screw, $\frac{3}{8}$ "-16 x $\frac{3}{4}$ "
26	GA13621	1	Rear Hydraulic Mount
	GD18849	1	Bulkhead, 3 Hydraulic Lines
	G10230	4	Lock Washer, $\frac{5}{8}$ "
	G10005	4	Hex Head Cap Screw, $\frac{5}{8}$ "-11 x 1 $\frac{3}{4}$ "
27	GD18835	2	Shaft
	GD8893-11	2	Sleeve, $\frac{5}{8}$ " O.D. x 1 $\frac{1}{27}$ " I.D. x 9 $\frac{7}{8}$ "
	G10451	4	Cotter Pin, $\frac{1}{8}$ " x 1"
28	G10119	2	Hex Head Cap Screw, 1"-8 x 3"
	G10117	2	Hex Nut, 1"-8
29	GD19249	2	Port Cover, (EdgeVac)
	G10019	8	Hex Head Cap Screw, $\frac{5}{16}$ "-18 x 1"
	G10232	8	Lock Washer, $\frac{5}{16}$ "
30	GD19382	2	Upper Bridge Cap
	G10004	8	Hex Head Cap Screw, $\frac{3}{8}$ "-16 x 1 $\frac{1}{4}$ "
31	G10828	2	Hex Socket Set Screw, $\frac{1}{2}$ "-13 x 1 $\frac{1}{4}$ "
	G10527	2	Lock Washer, $\frac{1}{2}$ " Internal/External
	G10102	2	Hex Nut, $\frac{1}{2}$ "-13

(IP1073a)



ITEM	PART NO.	QTY.	DESCRIPTION	
1	GD0914-138	2	Hex Shaft, 7/8" x 138" (No Holes), 16 Row	
	GD0914-78	-	Hex Shaft, 7/8" x 78" (No Holes), 12 Row	
2	GA7123	2	U-Joint Assembly, 4 1/2"	
	G10688	4	Square Head Set Screw, 3/8"-16 x 5/8"	
3	GD0914-75	2	Hex Shaft, 7/8" x 75"	
4	GA2180	5	Hanger Bearing, 7/8" Hex Bore	
	G10004	10	Hex Head Cap Screw, 3/8"-16 x 1 1/4"	
	G11091	10	Serrated Flange Nut, 3/8"-16	
	GA11331	3	Hex Lock Clamp Assembly	
	G10233	3	Machine Bushing, 1 1/2" x 1/32", 10 Gauge	
	5	GA5114	2	Sprocket, 30 Tooth (Used W/EdgeVac)
	G3310-103	-	Chain, No. 40 Roller Chain, 103 Pitches (Used W/EdgeVac)	
	GA5108	-	Sprocket, 23 Tooth (Used W/Mechanical)	
5	G3310-99	-	Chain, No. 40 Roller Chain, 99 Pitches (Used W/Mechanical)	
	GA11331	2	Hex Lock Clamp Assembly	
	G10233	6	Machine Bushing, 1 1/2" x 1/32", 10 Gauge	
	6	GD18747	1	Carrier Bracket
G10037		4	Hex Head Cap Screw, 1/2"-13 x 1 1/4"	
G10071		4	Serrated Flange Nut, 1/2"-13	
G3400-01		2	Flangette	
G2100-03		1	Bearing, 7/8" Hex Bore, Spherical	
G10312		3	Carriage Bolt, 5/16"-18 x 3/4"	
G10620		3	Serrated Flange Nut, 5/16"-18	
7		GA12661	1	Hex Adapter Encoder
8	GA12565	1	Encoder Module	
	GD19077	1	Anti-Rotation Bracket	

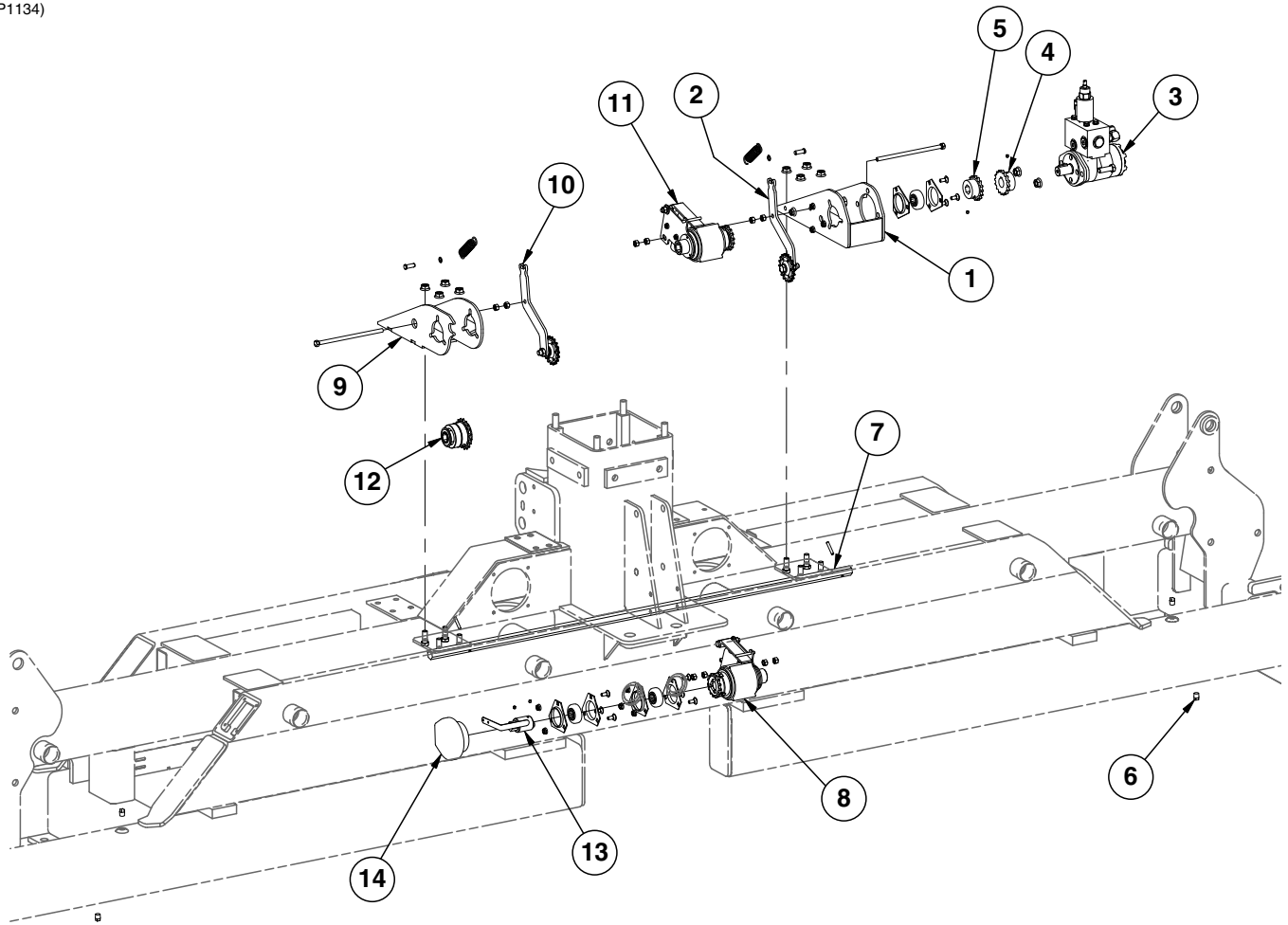
EdgeVac Shown



See "Pull Row Unit Drive (Two-Section)" on page P129

ITEM	PART NO.	QTY.	DESCRIPTION
9	GD5857	2	Spring
	G10048	1	Hex Head Cap Screw, 3/8"-16 x 2" (L.H. Side Only)
	G10061	1	Hex Head Cap Screw, 3/8"-16 x 3 1/2" (R.H. Side Only)
	G10108	2	Lock Nut, 3/8"-16
	G10497	2	Hex Nut, 3/8"-16
10	GA13559	1	Idler Assembly
	G10013	1	Hex Head Cap Screw, 5/8"-11 x 3 1/2"
	G10503	1	Hex Jam Nut, 5/8"-11, Grade 2
	G10107	1	Lock Nut, 5/8"-11
11	GA8092	1	Clutch Sprocket Assembly, 19 tooth (Interplant)
	GA11331	1	Hex Lock Clamp Assembly
	G10233	1	Machine Bushing, 1 1/2" x 1/32", 10 Gauge
12	GA5105	2	Sprocket, 15 Tooth
	GA11331	1	Hex Lock Clamp Assembly
	G10233	14	Machine Bushing, 1 1/2" x 1/32", 10 Gauge
13	GD0914-49	1	Hex Shaft, 7/8" x 49" (No Holes)
14	---	-	See "Valve Block - Located on R.H. Rear Center Frame (Mechanical)" on page P183
	---	-	See "Valve Block - Located on R.H. Rear Center Frame (EdgeVac)" on page P184
15	G10111	2	Lock Nut, 1/2"-13
	G10017	2	Hex Head Cap Screw, 1/2"-13 x 1 1/2"
	GA13560	1	Idler Assembly
	G10013	1	Hex Head Cap Screw, 5/8"-11 x 3 1/2"
16	G10503	1	Hex Jam Nut, 5/8"-11, Grade 2
	G10107	1	Lock Nut, 5/8"-11
	GA13251	1	Motor Carrier Bracket
	G10037	4	Hex Head Cap Screw, 1/2"-13 x 1 1/4"
	G10071	4	Serrated Flange Nut, 1/2"-13
17	G3400-01	2	Flangette
	G2100-03	1	Bearing, 7/8" Hex Bore, Spherical
	G10312	3	Carriage Bolt, 5/16"-18 x 3/4"
	G10620	3	Serrated Flange Nut, 5/16"-18
	GD16489	1	Coupler, 7/8" Hex
18	G11277	4	Hex Socket Set Screw, 1/4"-20
	GD16490	1	Coupler, 1" I.D.
	G3317-16	-	Chain, Double No. 40, 16 Pitches
	GR1790	-	Connector Link, Double No. 40

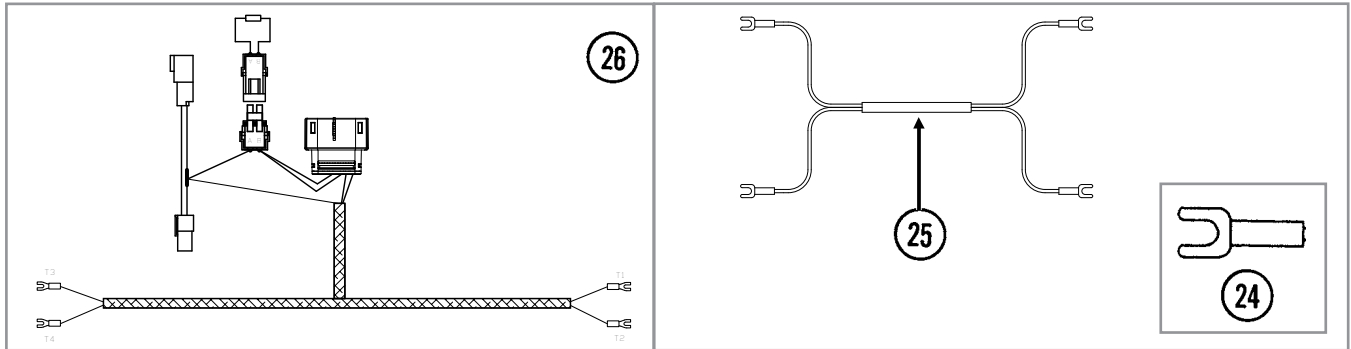
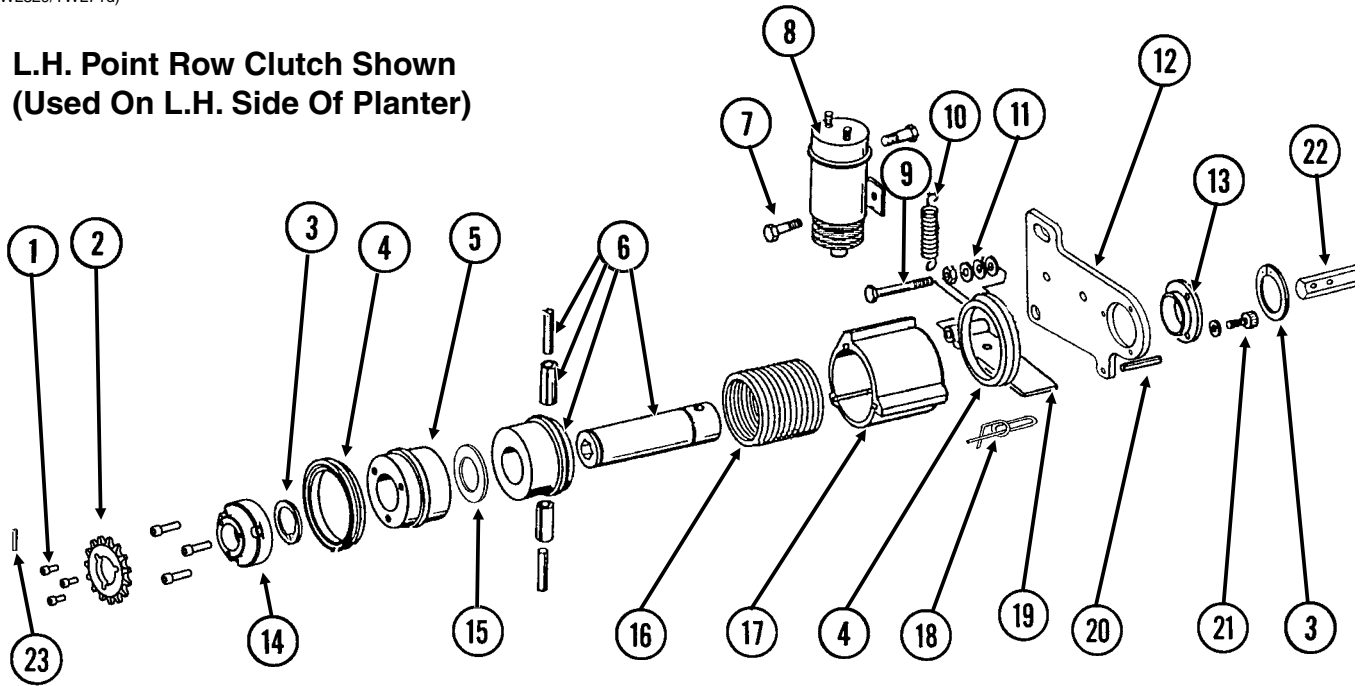
(IP1134)



ITEM	PART NO.	QTY.	DESCRIPTION
1	GA14196	1	Motor Carrier Bracket (Two-Section)
	GD5857	1	Spring
	G10870	1	Clevis Pin, 3/8" x 1"
	G10860	1	Retaining Ring, 3/8"
	G3400-01	2	Flangette
	G2100-03	1	Bearing, 7/8" Hex Bore, Spherical
	G10312	3	Carriage Bolt, 5/16"-18 x 3/4"
	G10620	3	Serrated Flange Nut, 5/16"-18
	G10574	4	Carriage Bolt, 1/2"-13 x 1 1/4"
	G10071	4	Serrated Flange Nut, 1/2"-13
2	GA14194	1	Idler Assembly
	G10101	2	Hex Nut, 3/8"-16
3	---	-	<a href="#">See "Valve Block - Located on R.H. Rear Center Frame (Mechanical)" on page P183 (Shown)</a>
			<a href="#">See "Valve Block - Located on R.H. Rear Center Frame (EdgeVac)" on page P184</a>
	G10017	2	Hex Head Cap Screw, 1/2"-13 x 1 1/2"
	G10071	2	Serrated Flange Nut, 1/2"-13
4	GD16490	1	Coupler, 1" I.D.
	G3317-16	1	Chain, Double No. 40, 16 Pitches
	GR1790	-	Connector Link, Double No. 40
	G11277	1	Hex Socket Set Screw, 1/4"-20 x 1/4"
5	GD16489	1	Coupler, 7/8" Hex
	G11277	1	Hex Socket Set Screw, 1/4"-20 x 1/4"
6	G10292	4	Pipe Plug, 1/4" NPT
7	GD20204	1	Hex Shaft, 7/8" x 52"
	G10602	2	Spring Pin, 1/4" x 1 1/2"
8	GA14191	1	Point Row Clutch Assembly, L.H. (L.H. Side Of Machine)
	G3310-99	1	Chain, No. 40, 99 Pitch Including Connector Link
	G11366	1	Hex Head Cap Screw, 3/8"-16 x 8"
	G11091	2	Serrated Flange Nut, 3/8"-16
	G10101	4	Hex Nut, 3/8"-16
9	GA14197	1	Carrier Bracket (Two-Section)
	GD5857	1	Spring
	G10870	1	Clevis Pin, 3/8" x 1"
	G10860	1	Retaining Ring, 3/8"
	G3400-01	4	Flangette
	G2100-03	2	Bearing, 7/8" Hex Bore, Spherical
	G10312	6	Carriage Bolt, 5/16"-18 x 3/4"
	G10620	6	Serrated Flange Nut, 5/16"-18
	G10574	4	Carriage Bolt, 1/2"-13 x 1 1/4"
	G10071	4	Serrated Flange Nut, 1/2"-13
10	GA14193	1	Idler Assembly
	G10101	2	Hex Nut, 3/8"-16
11	GA14190	1	Point Row Clutch Assembly, R.H. (R.H. Side Of Machine)
	G3310-99	1	Chain, No. 40, 99 Pitch Including Connector Link
	G11366	1	Hex Head Cap Screw, 3/8"-16 x 8"
	G11091	2	Serrated Flange Nut, 3/8"-16
	G10101	4	Hex Nut, 3/8"-16
12	GA8092	1	Clutch Sprocket Assembly, 19 tooth
13	GA12661	1	Hex Adapter Encoder
	G11277	2	Hex Socket Set Screw, 1/4"-20 x 1/4"
14	GA12565	1	Encoder Module
	GD19077	1	Anti-Rotation Bracket

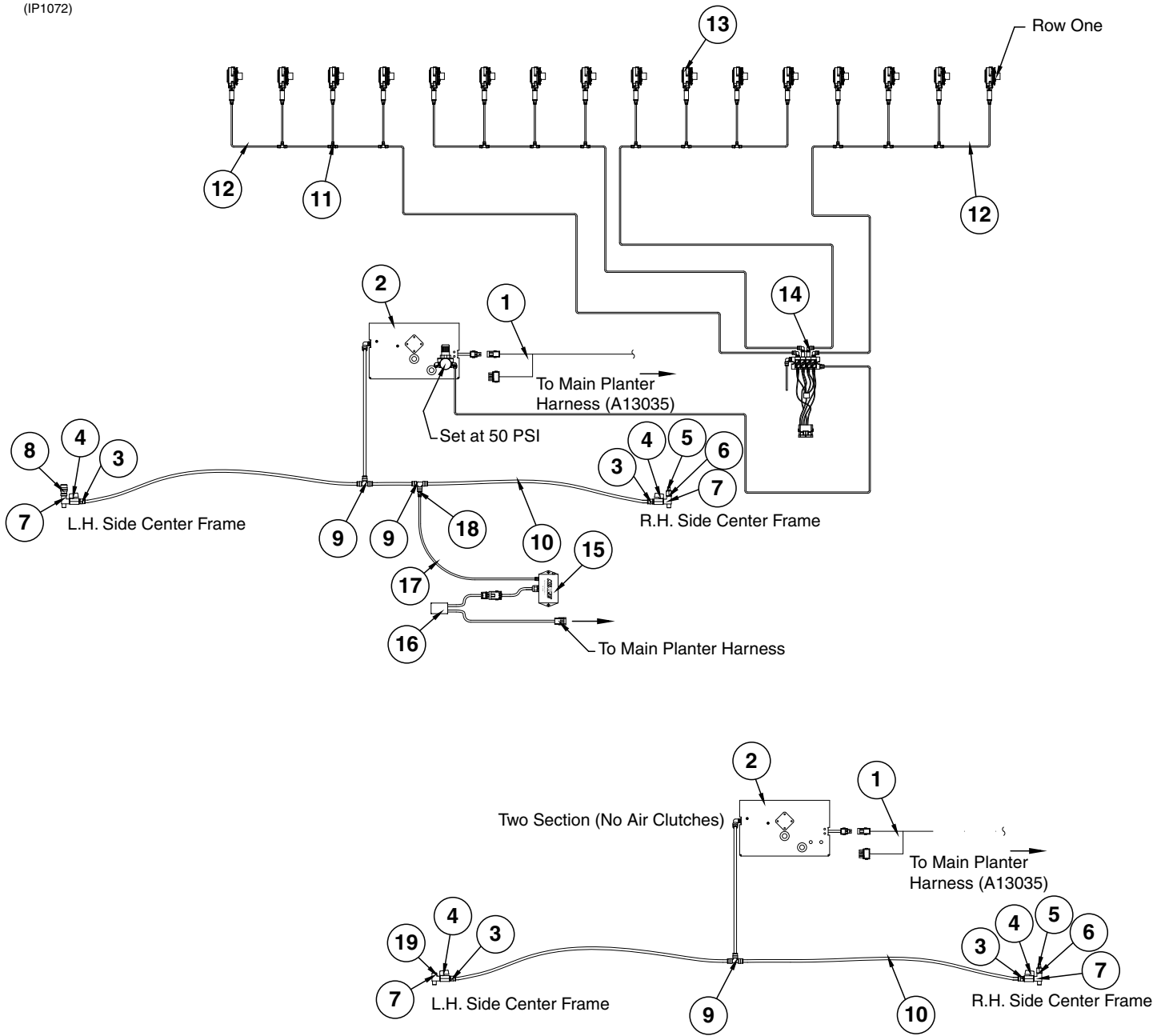
(TWL329/TWL71d)

**L.H. Point Row Clutch Shown  
(Used On L.H. Side Of Planter)**



ITEM	PART NO.	QTY.	DESCRIPTION
1	G10253	3	Hex Socket Head Cap Screw, No. 10-32 x 1/2"
2	GD20202	1	Sprocket, 15 Tooth
	GD20203	1	Sprocket, 24 Tooth (Interplant)
	G10374	3	Hex Socket Head Cap Screw, 1/4"-20 x 1"
3	G10496	2	External Inverted Snap Ring, 1 1/2"
4	GD14512	2	V-Ring Seal
5	GD10104	1	Input Hub
6	GA7137	1	Hub/Sleeve Assembly W/Spring Pins
	G10765	-	Spring Pin, 1/4" x 1"
	G10804	-	Spring Pin, 5/32" x 7/8"
7	G10023	1	Hex Head Cap Screw, 1/4"-20 x 3/4"
	G10227	1	Lock Washer, 1/4"
	G10103	1	Hex Nut, 1/4"-20
8	GA8393	1	Solenoid Complete
	GR1306	1	Snap Ring
	GR1303	1	Spring
	GR1304	1	Boot
	GR1305	1	Plunger
9	G10049	1	Hex Head Cap Screw, 3/8"-16 x 2 1/2"
	G10101	1	Hex Nut, 3/8"-16
	G11387	1	Flat Washer, 3/8" SAE
	G10229	2	Lock Washer, 3/8"
	G10497	1	Hex Jam Nut, 3/8"-16, Grade 2
10	G10900	1	Hex Socket Head Cap Screw, 1/4"-20 x 1 3/4", Grade 8
	G10227	1	Lock Washer, 1/4"
	G10103	2	Hex Nut, 1/4"-20
11	GD10123	1	Spring
12	GD10103	1	Mounting Plate
13	GD9667	1	Bushing
14	GD20201	1	Hub
	G10374	3	Hex Socket Head Cap Screw, 1/4"-20 x 1"
15	GD14513	1	Felt Washer
16	GD9671	-	Spring, L.H. (Shown)
	GD9672	-	Spring, R.H.
17	GD10102	1	Stop Collar
18	GD11120	1	Rue Ring Cotter, 5/16"
19	GD10510	1	Actuator Arm
20	G10859	1	Spring Pin, 3/16" x 2 1/4"
21	G10253	3	Hex Socket Head Screw, No. 10-32 x 1/2"
	G10257	3	Lock Washer, No. 10
22	GD10543	-	Hex Shaft, 7/8" x 13"
23	G10602	-	Spring Pin, 1/4" x 1 1/2"
24	G10265	-	Fork Terminal
25	GA14212	-	Interplant Cable (Two-Section), 60"
26	GA14484	-	Two Section Cable
A	GA14190	-	Point Row Clutch Assembly, R.H. (R.H. Side Of Machine) (Items 1-21)
B	GA14191	-	Point Row Clutch Assembly, L.H. (L.H. Side Of Machine) (Items 1-21)
C	GA14199	-	Point Row Clutch Assembly, Interplant (Items 1-21)

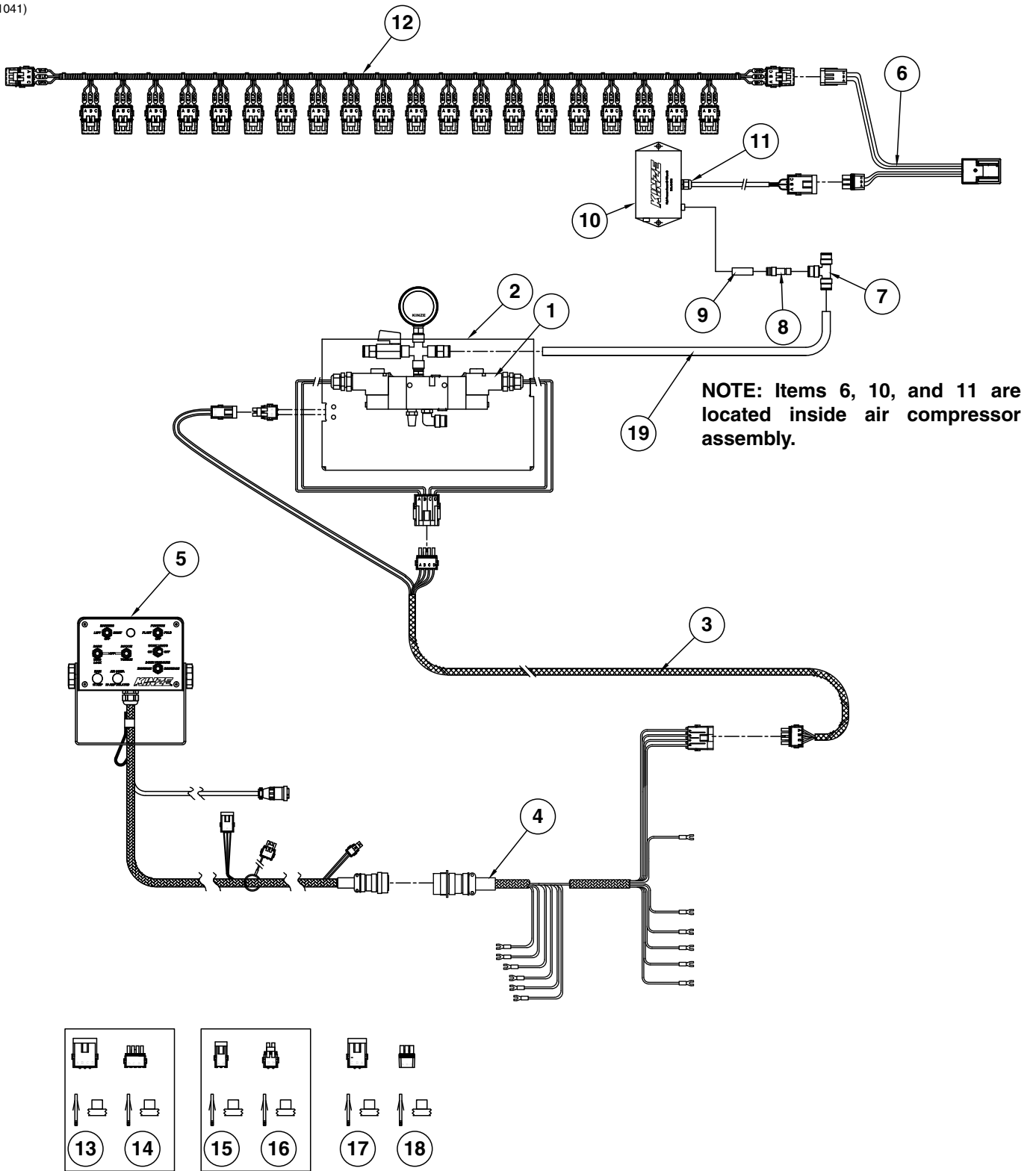
(IP1072)





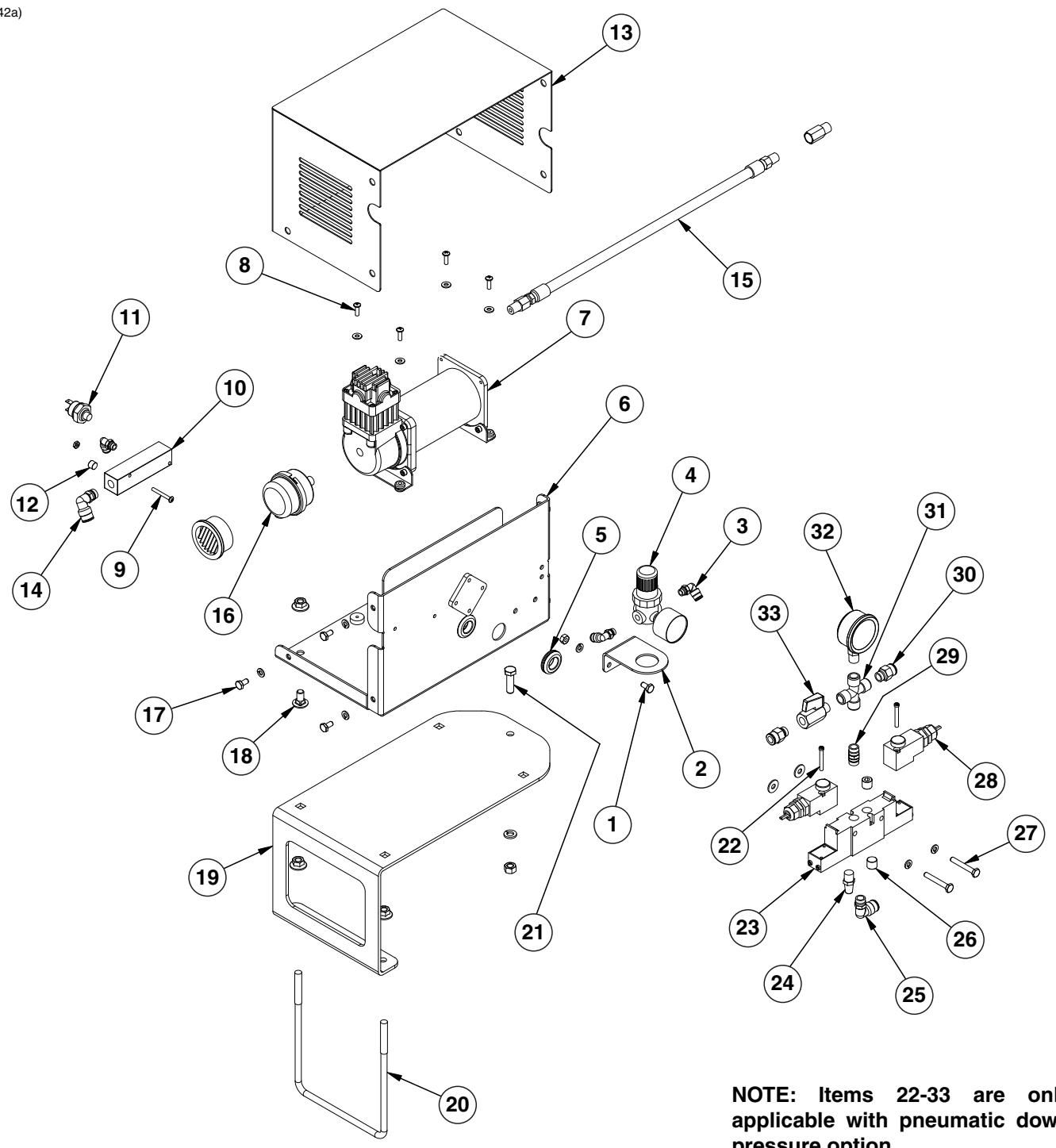
ITEM	PART NO.	QTY.	DESCRIPTION
1	GA13519	1	Compressor Cable
2	---	-	<a href="#">See "Air Compressor, Dual Solenoid Assembly, Tubing, and Fittings" on page P137</a>
3	GD17141	2	Connector, 1/4" Male NPT
4	GA11992	2	Shutoff Valve, 1/4" NPT
5	GA11989	1	Valve Stem, 1/8" NPT
6	GD17144	1	Reducer, 1/8" Male To 1/4" Female
7	GD19088	2	Tee, 1/4" Male NPT To 1/4" Female NPT
8	GD19172	1	Quick Disconnect Hose Coupler
9	GD18010	2	Tee, 3/8" Tube Union
10	GD17150-13	1	Nylon Tubing, 3/8" O.D. x 15"
11	GD18015	12	Tee, 1/4" Press On
12	GD17151-01	2	Nylon Tubing, 1/4" O.D. x 52'
13	---	-	<a href="#">See "Air Clutch, Pull Row Unit" on page P5</a>
14	---	-	<a href="#">See "Clutch Valve Assembly" on page P188</a>
15	GA14846	1	High Pressure Sensor (0-120 PSI)
16	GA12812	1	Hall Effect Adapter
17	GD17151-06	1	Nylon Tubing, 1/4" O.D. x 1 1/2'
18	GD18796	1	Reducer, 3/8" To 1/4"
19	GD17156	1	Plug, 1/4" NPT

(IP1041)

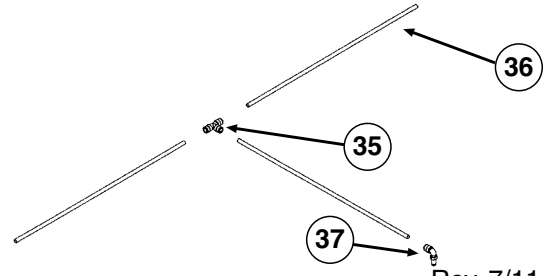
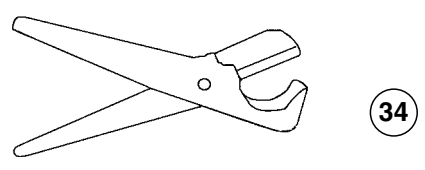


ITEM	PART NO.	QTY.	DESCRIPTION
1	---	-	<a href="#">See "Air Compressor, Dual Solenoid Assembly, Tubing, and Fittings" on page P137</a>
2	---	-	<a href="#">See "Air Compressor, Dual Solenoid Assembly, Tubing, and Fittings" on page P137</a>
3	GA13519	1	Compressor Cable
4	GA16388	1	Planter Harness
5	---	-	<a href="#">See "Electrical Components" on page P197</a>
6	GA12812	1	Hall Effect Adapter
7	GD18010	1	Tee, 3/8" Tube Union
8	GD18796	1	Reducer, 3/8" To 1/4"
9	GD17150-04	1	Nylon Tubing, 3/8" O.D. x 86', 16 Row Pull Row Units
10	GA14846	1	High Pressure Sensor (0-120 PSI)
11	GA9964	1	Strain Relief
12	---	-	<a href="#">See "Planter Monitor Module (PMM)" on page P207</a>
13	GA8328	1	4-Pin Female Connector Kit, Includes:(1) 4-Pin Female Housing, (4) Pin Contacts, (4) Seals
14	GA8329	1	4-Pin Male Connector Kit, Includes: (1) 4-Pin Male Housing, (4) Sockets, (4) Seals
15	G1K321	1	2-Pin Female Connector Kit (Black), Includes: (3) 2-Pin Female Housings, (6) Pin Contacts, (6) Seals
16	G1K320	1	2-Pin Male Connector Kit (Black), Includes: (3) 2-Pin Male Housings, (6) Socket Contacts, (6) Seals
17	G1K248	1	3-Pin Female Connector Kit (Black), Includes: (3) 3-Pin Female Housings, (9) Pin Contacts, (9) Seals
18	G1K252	1	3-Pin Male Connector Kit (Black), Includes: (3) 3-Pin Male Housings, (9) Socket Contacts, (9) Seals
19	GD17150-06	1	Nylon Tubing, 3/8" O.D. x 1 1/2"

(IP1042a)



NOTE: Items 22-33 are only applicable with pneumatic down pressure option.

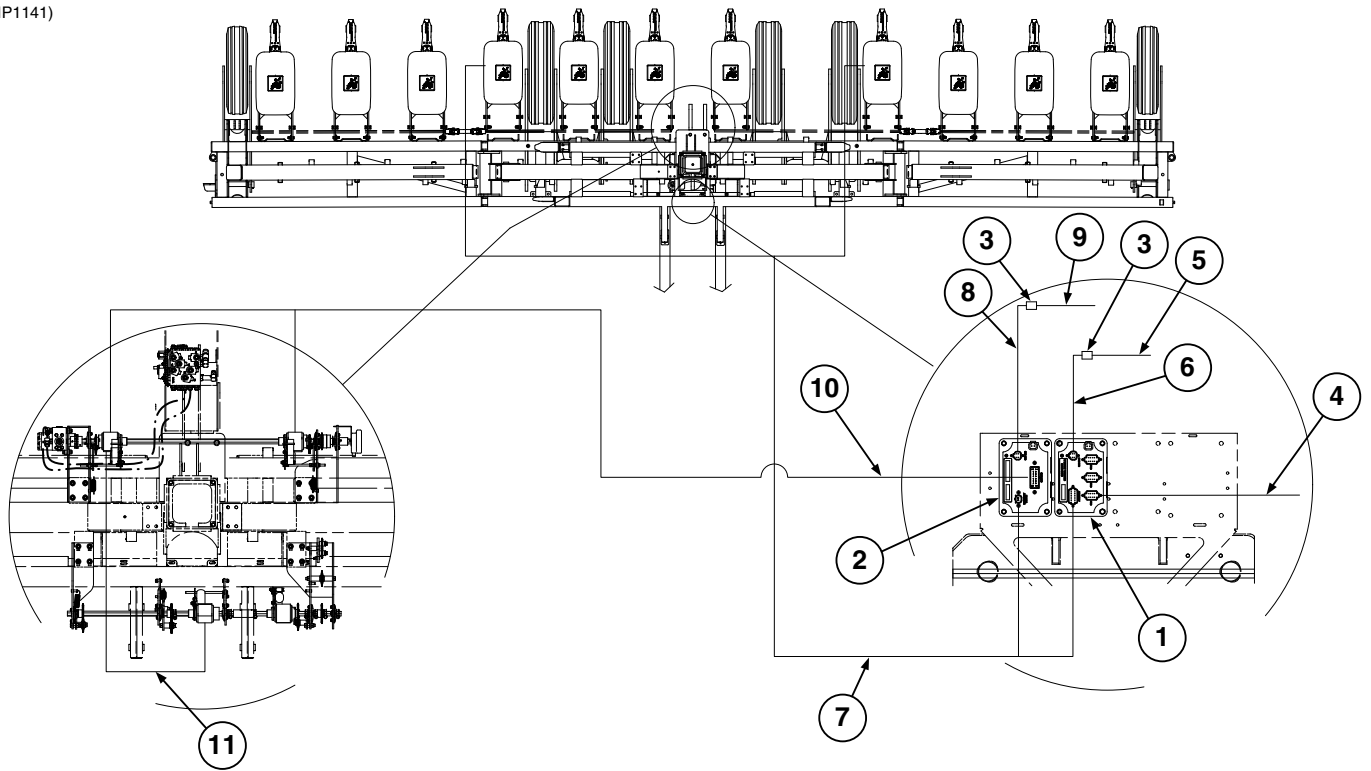


ITEM	PART NO.	QTY.	DESCRIPTION
1	G10022	2	Hex Head Cap Screw, ¼"-20 x ½"
	G10227	2	Lock Washer, ¼"
	G10103	2	Hex Nut, ¼"-20
2	GD18084	1	Regulator Bracket
3	GD19080	3	Elbow, ¼" x ⅛" NPT Swivel
4	GA12629	1	Mini Regulator W/Gauge
5	GD19087	2	Grommet, 1"
6	GA13398	1	Compressor Mount
7	GA12102	1	Air Compressor
8	G11327	4	Phillips Flat Head Machine Screw, No. 10-24 x ⅝", Stainless Steel
	G10243	4	Washer, No. 10 SAE
9	G11297	2	Phillips Pan Head Machine Screw #8 - 32 x 1⅜", Stainless Steel
	G10251	2	Hex Nut, No. 8-32
10	GD21274	1	Distribution Manifold
11	GR1778	1	Pressure Switch
12	GD19079	1	Plug, ⅛" NPT
13	GA13399	1	Compressor Cover
	GD17151-06	1	Nylon Tubing, ¼" O.D. x 1.5'
14	GD17143	1	Swivel Elbow, ¼" NPT x ⅜"
15	GR1921	1	Check Valve
	GR1951	1	Leader Hose without Check Valve
16	GA14127	1	Filter Assembly (2010 production and on)
	GR1943	-	Filter (2010 production and on)
	GA12404	-	Filter Assembly (prior to 2010 production)
	GR1809	-	Filter (prior to 2010 production)
17	G10022	6	Hex Head Cap Screw, ¼"-20 x ½"
	G10227	8	Lock Washer, ¼"
18	G10308	2	Carriage Bolt, ⅜"-16 x ¾"
	G11091	2	Serrated Flange Nut, ⅜"-16
19	GD19089	1	Air Compressor Mount Bracket
20	GD19090	1	U-Bolt, 6" x ⅜"-16
	G11091	2	Serrated Flange Nut, ⅜"-16
21	G10004	1	Hex Head Cap Screw, ⅜"-16 x 1"
	G10229	1	Lock Washer, ⅜"
	G10101	1	Hex Nut, ⅜"-16
22	G11247	3	Slotted Pan Head Machine Screw, M4-0.7 x 8
23	GA11993	1	Block
	G10256	4	Lock Washer, No. 8
	GR1952	4	Socket Head Cap Screw, #8-32 x 2"
	GR1953	4	O-Ring
24	GA11997	1	Breather, ¼" NPT
25	GD17143	1	Swivel Elbow, ¼" NPT x ⅜"
26	GD17156	2	Plug, ¼" NPT
27	G10040	2	Hex Head Cap Screw, ¼"-20 x 1¾"
	G11385	2	Flat Washer, ¼" SAE
28	GA11994	2	Solenoid
29	GD17154	1	Connector, ¼" Male NPT
30	GD17141	2	Connector, ¼" Male NPT
31	GD18078	1	Female Cross, ¼" NPT
32	GA12104	1	Pressure Gauge, ¼" NPT
33	GA11992	1	Shutoff Valve, ¼" NPT
34	GA13169	1	Tube Cutter W/Blade
	GR1843	-	Blade

Continued on the next page.

ITEM	PART NO.	QTY.	DESCRIPTION
35	GD18010	-	Tee, 3/8" Tube Union, Pull Row Unit (Pneumatic Down Pressure)
	GD18274	-	Tee, 3/8" x 1/8" NPT Extended, Push Row Unit (Pneumatic Down Pressure)
	GD18015	-	Tee, 1/4" Press On, Pull/Push Row Units (Air Clutch)
36	GD17150-03	-	Nylon Tubing, 3/8" O.D. x 64', 12 Row Pull Row Units (Pneumatic Down Pressure)
	GD17150-04	-	Nylon Tubing, 3/8" O.D. x 86', 16 Row Pull Row Units (Pneumatic Down Pressure)
	GD17150-08	-	Nylon Tubing, 3/8" O.D. x 60', 11 Row Push Row Units (Pneumatic Down Pressure)
	GD17150-09	-	Nylon Tubing, 3/8" O.D. x 82', 15 Row Push Row Units (Pneumatic Down Pressure)
	GD17150-12	-	Nylon Tubing, 3/8" O.D. x 5', Even-Row Push Row Unit (Pneumatic Down Pressure)
	GD17151-01	-	Nylon Tubing, 1/4" O.D. x 52', 12 Row Pull/Push Row Units (Air Clutch)
	GD17151-02	-	Nylon Tubing, 1/4" O.D. x 70', 16 Row Pull Row Units (Air Clutch)
GD17151-03	-	Nylon Tubing, 1/4" O.D. x 37', 11 Row Push Row Units (Air Clutch)	
37	GD18011	-	Elbow, 3/8" x 1/8" NPT Extended, Pull Row Unit (Pneumatic Down Pressure)
A	GA11995	-	Dual Solenoid Assembly (Items 22-33) (Only Applicable with Pneumatic Down Pressure Option)

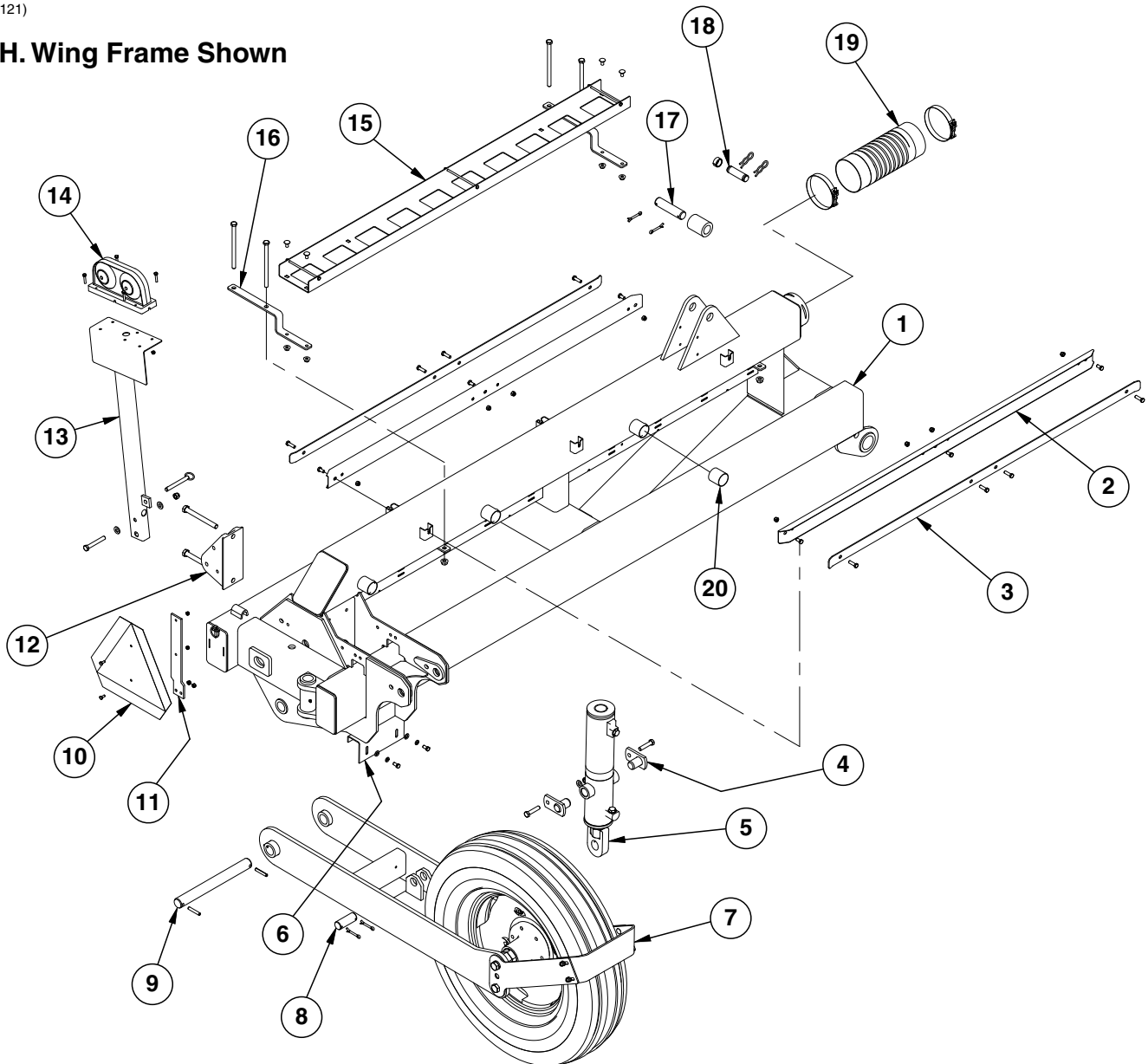
(IP1141)



ITEM	PART NO.	QTY.	DESCRIPTION
1	GA12564	1	Seed Rate Control Module
2	GA12537	1	Clutch Control Module
3	GD18176	2	Y-Splice Connector
4	GA13048	1	Seed Rate Cable
5	GA12567	1	Can Extension Cable, 4" (Hydraulic Drive)
6	GA12566	1	Can Stub Cable, 6" (Hydraulic Drive)
7	GA16827	1	Implement Switch Extension Cable
8	GA12558	1	Can Stub Cable, 8"
9	GA12559	1	5" Can Extension Cable, 5"
10	---	-	<a href="#">See "Point Row Clutch" on page P131</a>
11	---	-	<a href="#">See "Point Row Clutch" on page P131</a>

(IP1121)

L.H. Wing Frame Shown



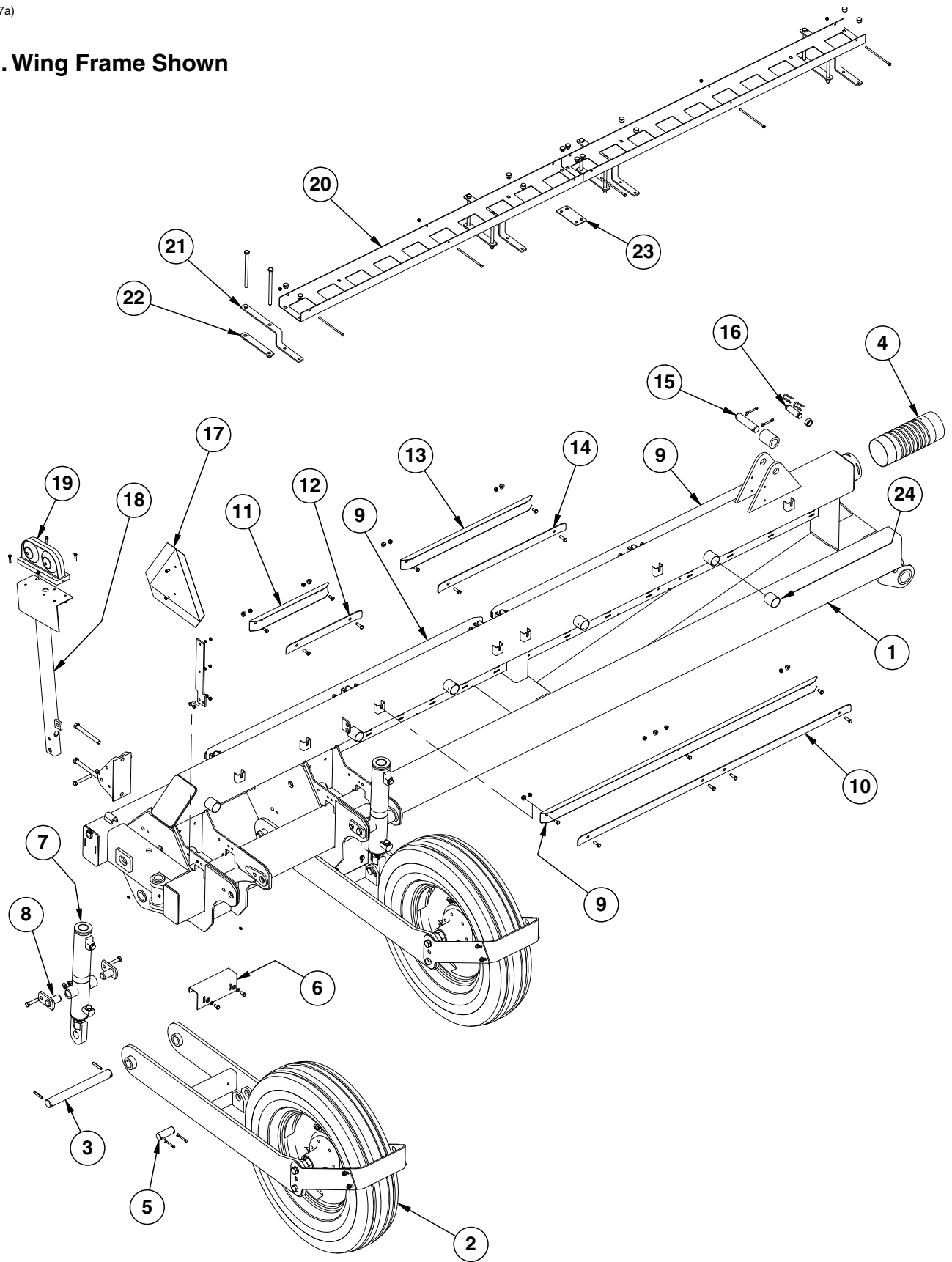
ITEM	PART NO.	QTY.	DESCRIPTION
1	GA13971	1	L.H. Wing, 12 Row (Shown)
	GA13972	-	R.H. Wing, 12 Row
2	GD18433	2	Hose Channel, 63½"
	G10108	6	Lock Nut, ⅜"-16
	G10002	6	Hex Head Cap Screw, ⅜"-16 x ¾"
3	GD18752	2	Plate Clamp, 63"
	G10004	8	Hex Head Cap Screw, ⅜"-16 x 1¼"
	G11091	8	Serrated Flange Nut, ⅜"-16
	G10108	8	Lock Nut, ⅜"-16
4	GA6761	2	Pin, 1¾"
	G10581	2	Hex Head Cap Screw, ½"-13 x 2¼"
	G11389	2	Flat Washer, ½" SAE
	G10111	2	Lock Nut, ½"-13



ITEM	PART NO.	QTY.	DESCRIPTION
5	---	-	<a href="#">See "Wheel Lift Cylinder" on page P168</a>
6	GD18545	1	Wing Wheel Stop Arm
	G10002	2	Hex Head Cap Screw, 3/8"-16 x 3/4"
	G10229	2	Lock Washer, 3/8"
	G11387	2	Flat Washer, 3/8" SAE
7	---	-	<a href="#">See "Ground Drive Wheel" on page P153</a>
8	GD18705	1	Pin, 1 1/4"
	G10460	4	Cotter Pin, 1/4" x 2"
9	GD18695	1	Wing Wheel Mount Pin
	G10476	2	Spring Pin, 3/8" x 2 1/4"
10	GD2199	1	SMV Sign
	G10110	2	Lock Nut, 1/4"-20, Grade B
	G10020	2	Hex Head Cap Screw, 1/4"-20 x 5/8"
11	GD15624	1	SMV Bracket, Conventional
	G10109	2	Lock Nut, 5/16"-18, Grade 8
	G10019	2	Hex Head Cap Screw, 5/16"-18 x 1"
12	GB0309	1	Light Mount Bracket
	GD1908	1	Mounting Bracket
	G10230	2	Lock Washer, 5/8"
	G10104	2	Hex Nut, 5/8"-11
	G10068	2	Hex Head Cap Screw, 5/8"-11 x 6"
13	GA9840	1	Light Bracket
	G10874	1	Detent Pin, 1/2" x 3 1/2" Grip
	G10033	1	Hex Head Cap Screw, 1/2"-13 x 3 1/2"
	G11389	2	Flat Washer, 1/2" SAE
	G10111	1	Lock Nut, 1/2"-13
14	GA6699	1	Double Light Assembly (Shown)
	GR1956	-	Amber Lens Kit, Includes: (1) Amber Lens, (1) Gasket, and (3) Hex Head Cap Screws
	GR1957	-	Red Lens Kit, Includes: (1) Red Lens, (1) Gasket, and (3) Hex Head Cap Screws
	GR1958	-	Black Cover Kit, Includes: (1) Black Cover, (1) Gasket, and (3) Hex Head Cap Screws
	GR1208	-	Bulb
	G11330	4	Hex Head Cap Screw, 1/4"-20 x 1 1/4"
	G10110	4	Lock Nut, 1/4"-20, Grade B
15	GD19587	1	Hose Rack
	G11329	3	Hex Head Cap Screw, 1/4"-20 x 6 1/2"
	G10110	3	Locknut, 1/4"-20, Grade B
	G10308	4	Carriage Bolt, 3/8"-16 x 3/4"
	G11091	4	Serrated Flange Nut, 3/8"-16
16	GD19586	2	Hose Rack Bracket
	GD19755	2	Hose Tray Mount Plate
	G11109	4	Hex Head Cap Screw, 1/2"-13 x 7 1/2"
	G10071	4	Serrated Flange Nut, 1/2"-13
17	GD17758	1	Wing Hinge Lock Up Pin
	GD18716	1	Sleeve
18	GR0375	1	Pin, 1" x 3 1/2"
	GR0193	2	Hair Pin Clip
	GD18663	1	Tension Bushing, 1" I.D.
19	GD15867-01	1	Hose, 5" x 13"
	G11188	2	T-Bolt Clamp, 5 1/4"
20	G11147	-	Cap, 2"
	GD2117	-	Cable Tie, 14 1/2"

(IP1037a)

L.H. Wing Frame Shown

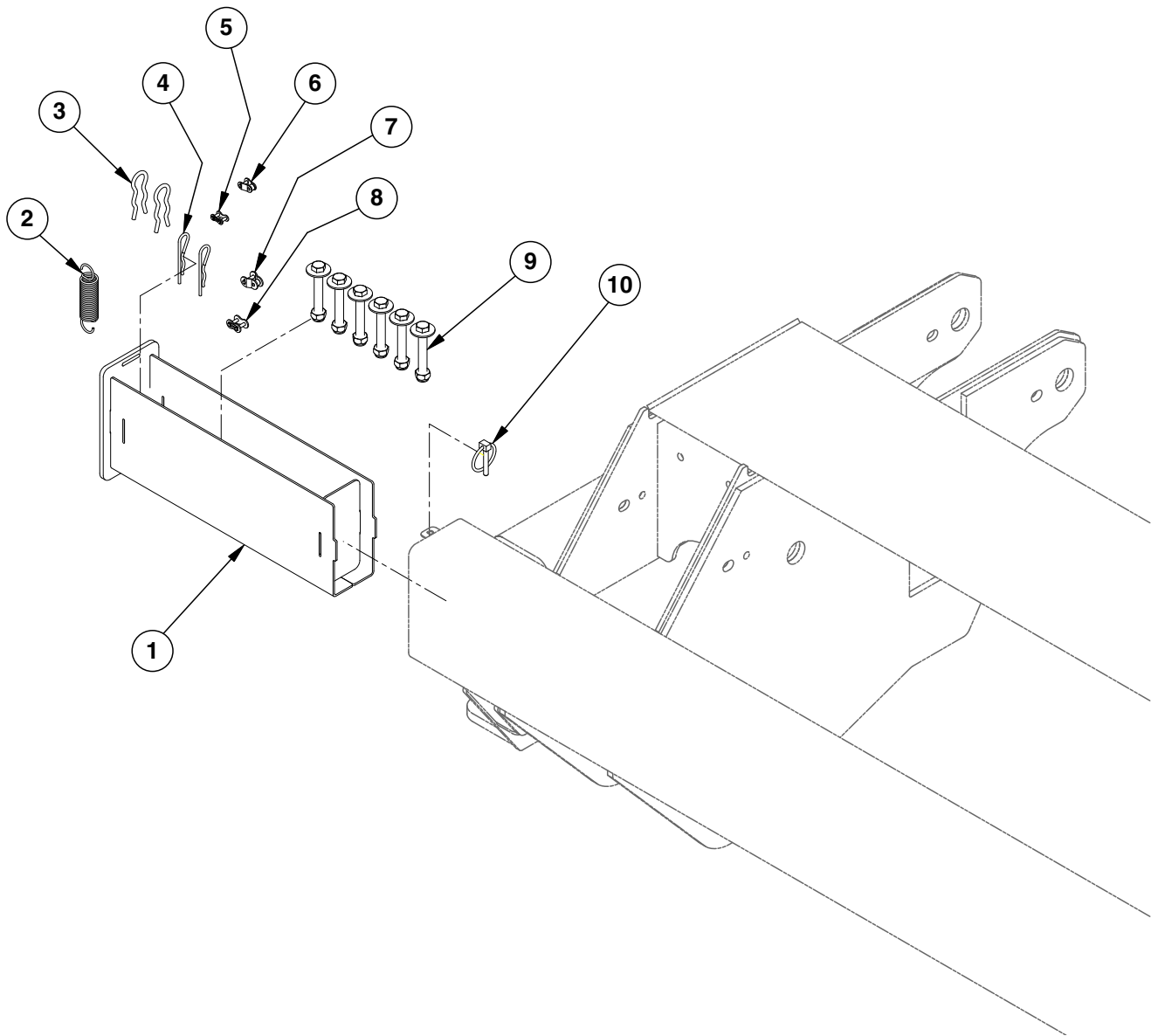


ITEM	PART NO.	QTY.	DESCRIPTION
1	GA12869	1	L.H. Wing (Shown)
	GA12870	1	R.H. Wing
2	---	-	<a href="#">See "Ground Drive Wheel" on page P153</a>
3	GD18695	2	Wing Wheel Mount Pin
	G10476	4	Spring Pin, 3/8" x 2 1/4"
4	GD15867-01	1	Hose, 5" x 13"
5	GD18705	2	Pin, 1 1/4"
	G10460	6	Cotter Pin, 1/4" x 2"
6	GD18545	2	Wing Wheel Stop Arm
	G10229	4	Lock Washer, 3/8"
	G11387	4	Flat Washer, 3/8" SAE
	G10002	15	Hex Head Cap Screw, 3/8"-16 x 3/4"
7	---	-	<a href="#">See "Wheel Lift Cylinder" on page P168</a>
8	GA5121	4	Pin, 2 1/8"
	G10581	4	Hex Head Cap Screw, 1/2"-13 x 2 1/4"
	G11389	6	Flat Washer, 1/2" SAE
	G10111	5	Lock Nut, 1/2"-13
9	GD18433	3	Hose Channel, 63 1/2"
	G10002	9	Hex Head Cap Screw, 3/8"-16 x 3/4"
	G11091	9	Serrated Flange Nut, 3/8"-16
10	GD18752	3	Plate Clamp, 63"
	G10004	12	Hex Head Cap Screw, 3/8"-16 x 1 1/4"
	G10108	12	Lock Nut, 3/8"-16
11	GD18435	1	Hose Channel, 18"
	G10002	2	Hex Head Cap Screw, 3/8"-16 x 3/4"
	G11091	2	Serrated Flange Nut, 3/8"-16
12	GD18750	1	Plate Clamp, 17 1/2"
	G10004	2	Hex Head Cap Screw, 3/8"-16 x 1 1/4"
	G10108	2	Lock Nut, 3/8"-16
13	GD18434	1	Hose Channel, 30"
	G10002	2	Hex Head Cap Screw, 3/8"-16 x 3/4"
	G11091	2	Serrated Flange Nut, 3/8"-16
14	GD18751	1	Plate Clamp, 29 1/2"
	G10004	2	Hex Head Cap Screw, 3/8"-16 x 1 1/4"
	G10108	2	Lock Nut, 3/8"-16
15	GD17758	1	Wing Hinge Lock Up Pin
	GD18716	1	Sleeve
16	GR0375	1	Pin, 1" x 3 1/2"
	GR0193	2	Hair Pin Clip
	GD18663	1	Tension Bushing, 1" I.D.
17	GD2199	1	SMV Sign (L.H. Wing Frame)
	GD15624	1	SMV Bracket, Conventional
	G10109	2	Lock Nut, 5/16"-18, Grade 8
	G10019	2	Hex Head Cap Screw, 5/16"-18 x 1"
	G10020	2	Hex Head Cap Screw, 1/4"-20 x 5/8"
	G10227	6	Lock Washer, 1/4"
18	G10103	6	Hex Nut, 1/4"-20
	GA9840	1	Light Bracket (L.H. Wing Frame)
	GB0309	1	Light Mount Bracket
	GD1908	1	Mounting Bracket
	G10068	2	Hex Head Cap Screw, 5/8"-11 x 6"
	G10230	2	Lock Washer, 5/8"
	G10104	2	Hex Nut, 5/8"-11
G10033	1	Hex Head Cap Screw, 1/2"-13 x 3 1/2"	

Continued on the next page.

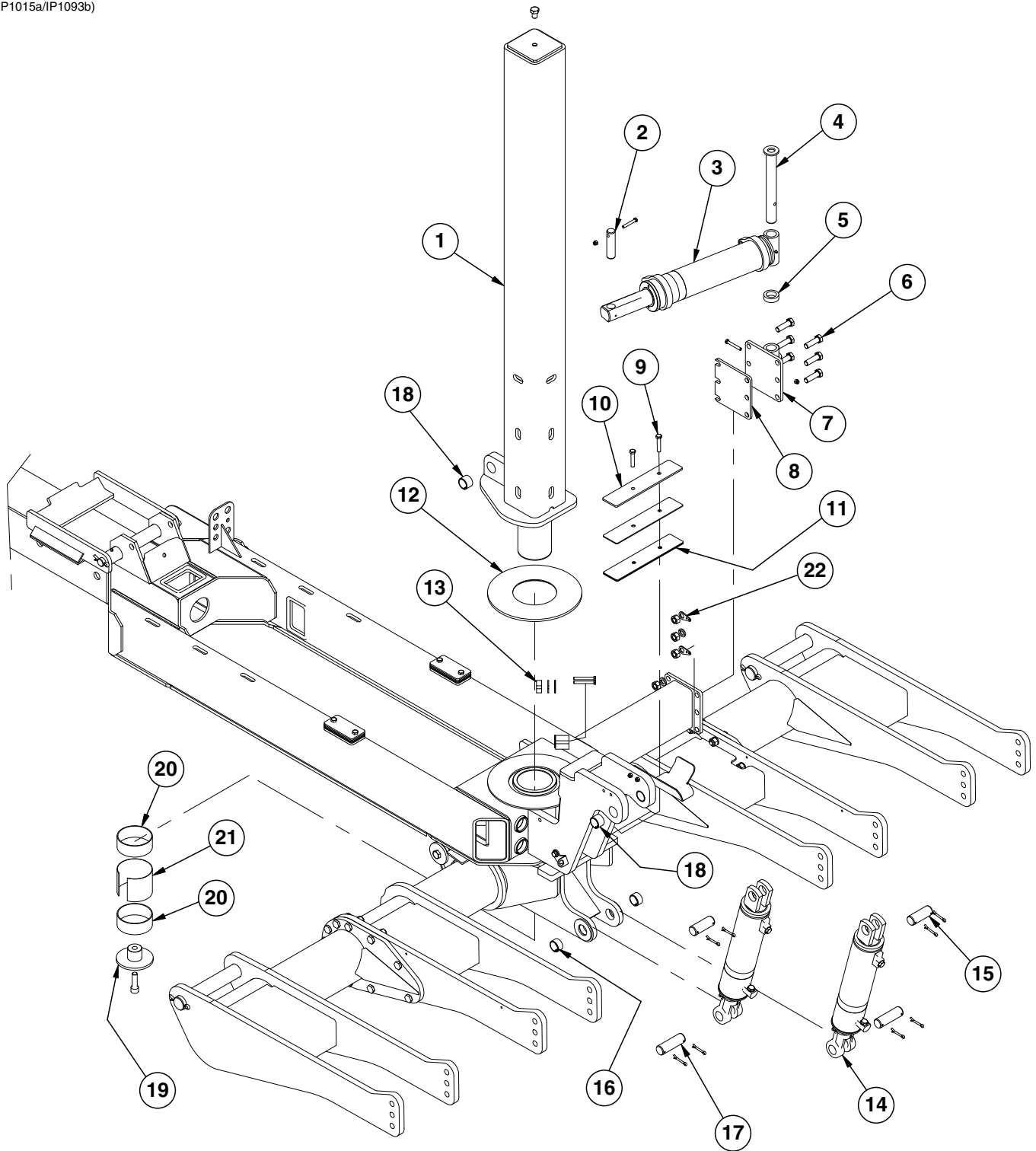
ITEM	PART NO.	QTY.	DESCRIPTION
19	GA6699	1	Double Light Assembly
	GR1956	-	Amber Lens Kit, Includes: (1) Amber Lens, (1) Gasket, and (3) Hex Head Cap Screws
	GR1957	-	Red Lens Kit, Includes: (1) Red Lens, (1) Gasket, and (3) Hex Head Cap Screws
	GR1958	-	Black Cover Kit, Includes: (1) Black Cover, (1) Gasket, and (3) Hex Head Cap Screws
	GR1208	-	Bulb
	G11330	4	Hex Head Cap Screw, ¼"-20 x 1¼"
	G10110	4	Lock Nut, ¼"-20, Grade B
20	GD19587	2	Hose Rack
	G11329	5	Hex Head Cap Screw, ¼"-20 x 6½"
	G10110	5	Locknut, ¼"-20, Grade B
	G10308	12	Carriage Bolt, ⅜"-16 x ¾"
	G11091	12	Serrated Flange Nut, ⅜"-16
21	GD19586	4	Hose Rack Bracket
	G11109	8	Hex Head Cap Screw, ½"-13 x 7½"
	G10071	8	Serrated Flange Nut, ½"-13
22	GD19755	4	Hose Tray Mount Plate
23	GD19588	1	Attach Plate
24	G11147	-	Cap, 2"
	GD2117	-	Cable Tie, 14½"

(IP1117)



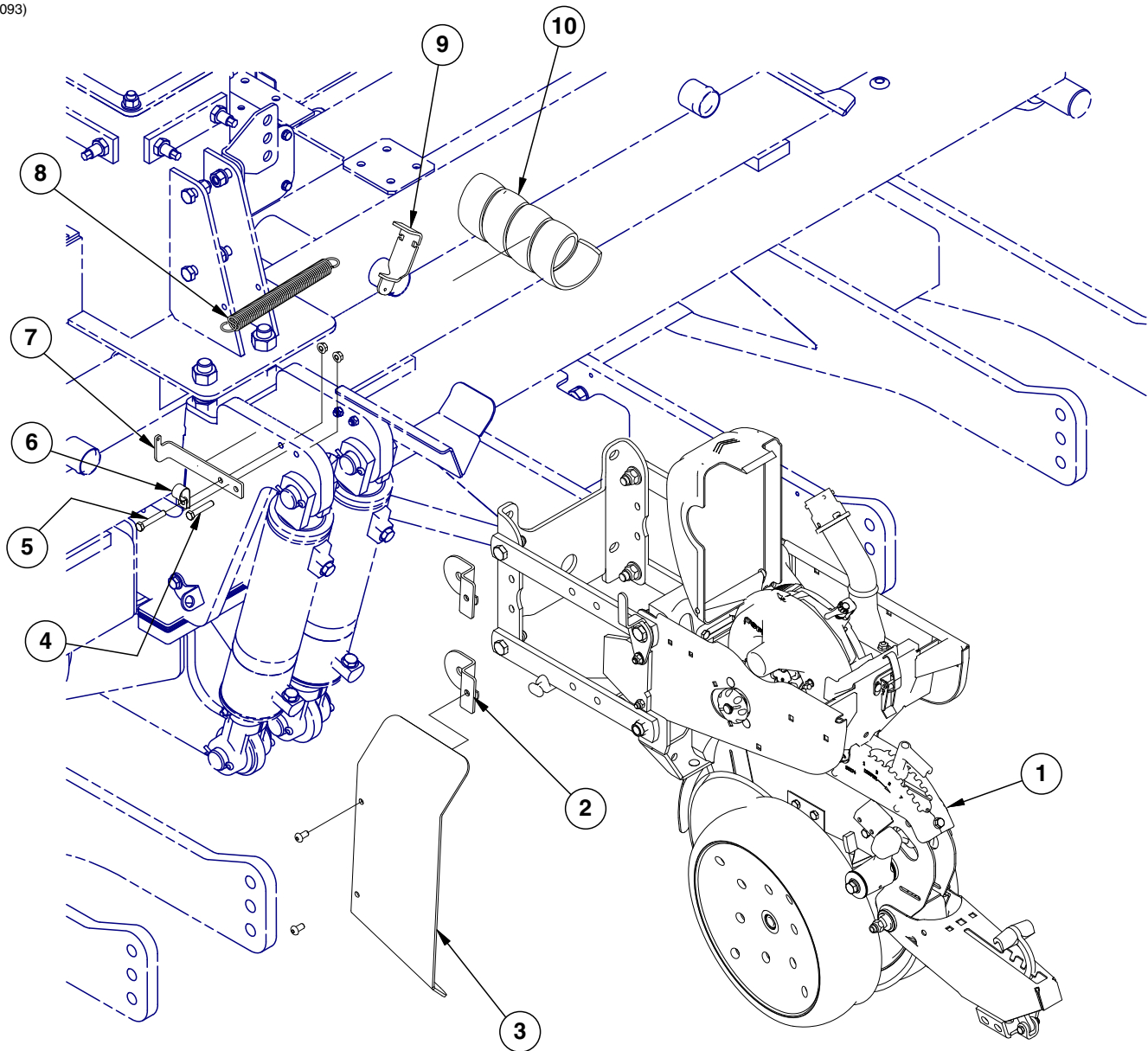
ITEM	PART NO.	QTY.	DESCRIPTION
1	GA13945	1	Toolbox
2	GD5857	1	Spring
3	GR0193	2	Hair Pin Clip
4	G10592	2	Hair Pin Clip, No. 11
5	GR0196	1	Connector Link, No. 41
6	GR0201	1	Offset Link, No. 41
7	GR0911	1	Offset Link, No. 40
8	GR0912	1	Connector Link, No. 40
9	G10067	6	Hex Head Cap Screw, 7/16"-14 x 3"
	G11388	6	Flat Washer, 7/16" SAE
	G10113	6	Lock Nut, 7/16"-14
10	GD2558	1	Lynch Pin, 1/4"

(IP1015a/IP1093b)



ITEM	PART NO.	QTY.	DESCRIPTION
1	GA13597	1	Lift Post
	G10026	1	Hex Head Cap Screw, 3/4"-10 x 2"
2	GD18698	1	Pin, 1 1/4" x 4 3/4"
	G10108	2	Lock Nut, 3/8"-16
	G10049	1	Hex Head Cap Screw, 3/8"-16 x 2 1/2"
3	---	-	<a href="#">See "Rotation Cylinder" on page P167</a>
4	GA13236	1	Rotation Cylinder Pin
	G10325	1	Hex Head Cap Screw, 3/8"-16 x 2 3/4"
5	GD18794	1	Bushing
6	G10027	6	Hex Head Cap Screw, 3/4"-10 x 2 1/2"
	G10231	4	Lock Washer, 3/4"
	G10105	6	Hex Nut, 3/4"-10
7	GA12888	1	Cylinder Bracket
8	GD18795-01	1	Rotate Cylinder Shim
9	G10053	2	Hex Head Cap Screw, 1/2"-13 x 2 1/2"
	G10111	2	Lock Nut, 1/2"-13
10	GD19330	1	Rock Shaft Wear Plate
11	GD19332	2	Shim, 16 Gauge
	GD19331	2	Shim, 10 Gauge
12	GD18598	1	Contact Wear Pad
13	GD18893	1	Rotate Stop Tap Block
	GD19186	2	Shim, 16 Gauge
	GD18896	2	Shim, 10 Gauge
	GD18895	2	Shim, 12 Gauge
	GD18894	2	Shim, 14 Gauge
	G10062	2	Hex Head Cap Screw, 3/8"-16 x 3"
14	---	-	<a href="#">See "Rockshaft Transport Lift Cylinder" on page P169</a>
15	GD18697	2	Pin, 1 1/2" x 4"
16	GD19007	2	Tension Bushing, 1 1/2"
	G10460	8	Cotter Pin, 1/4" x 2"
17	GD18696	2	Pin, 1 1/2" x 4 3/4"
18	GD19008	3	Bushing, 1 1/2"
19	GA13605	1	Lift Post Base Cap
	G11304	1	Hex Socket Head Cap Screw, 3/4"-10 x 2 1/2"
20	GD18009	2	Wear Bearing
21	GD19388	1	Rotate Post Sleeve
22	GD19783	2	Wire Retainer

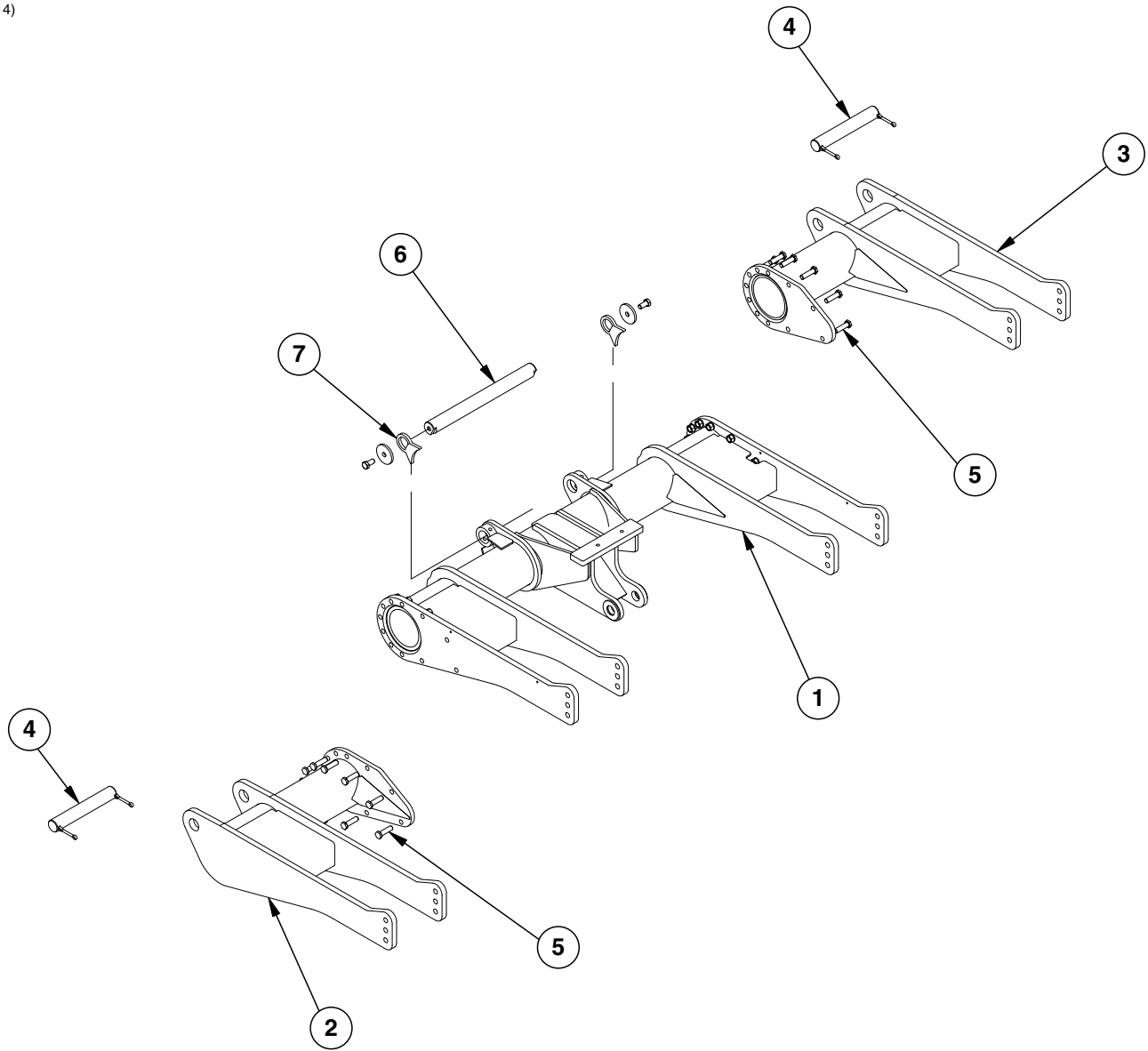
(IP1093)



ITEM	PART NO.	QTY.	DESCRIPTION
1	---	-	<a href="#">See "Shank Assembly, Seed Tube, and Depth Adjustment" on page P1</a> <a href="#">See "Parallel Arms, Mounting Support Plate, and Quick Adjustable Down Forces Springs Option" on page P7</a> <a href="#">See "Hopper Support and Meter Drive" on page P21</a>
2	GA14760	2	Shield Bracket
3	GD21094	1	Shield
	G11286	2	Hex Socket Button Head Cap Screw, 3/8"-16 x 3/4", Grade 8
4	G10048	1	Hex Head Cap Screw, 3/8"-16 x 2"
5	G10939	1	Hex Head Cap Screw, 3/8"-16 x 2 1/4"
6	GD20095	1	Insulated Clamp
7	GD19793	1	Hose Anchor Bracket
	G10622	2	Serrated Flange Nut, 3/8"-16
8	GD0829	1	Spring
9	GA14761	1	Hose Anchor
10	GD19383-01	1	Hose Wrap, 90"
A	G1K488	-	Hose Spring Anchor Kit, Includes Items 1-9

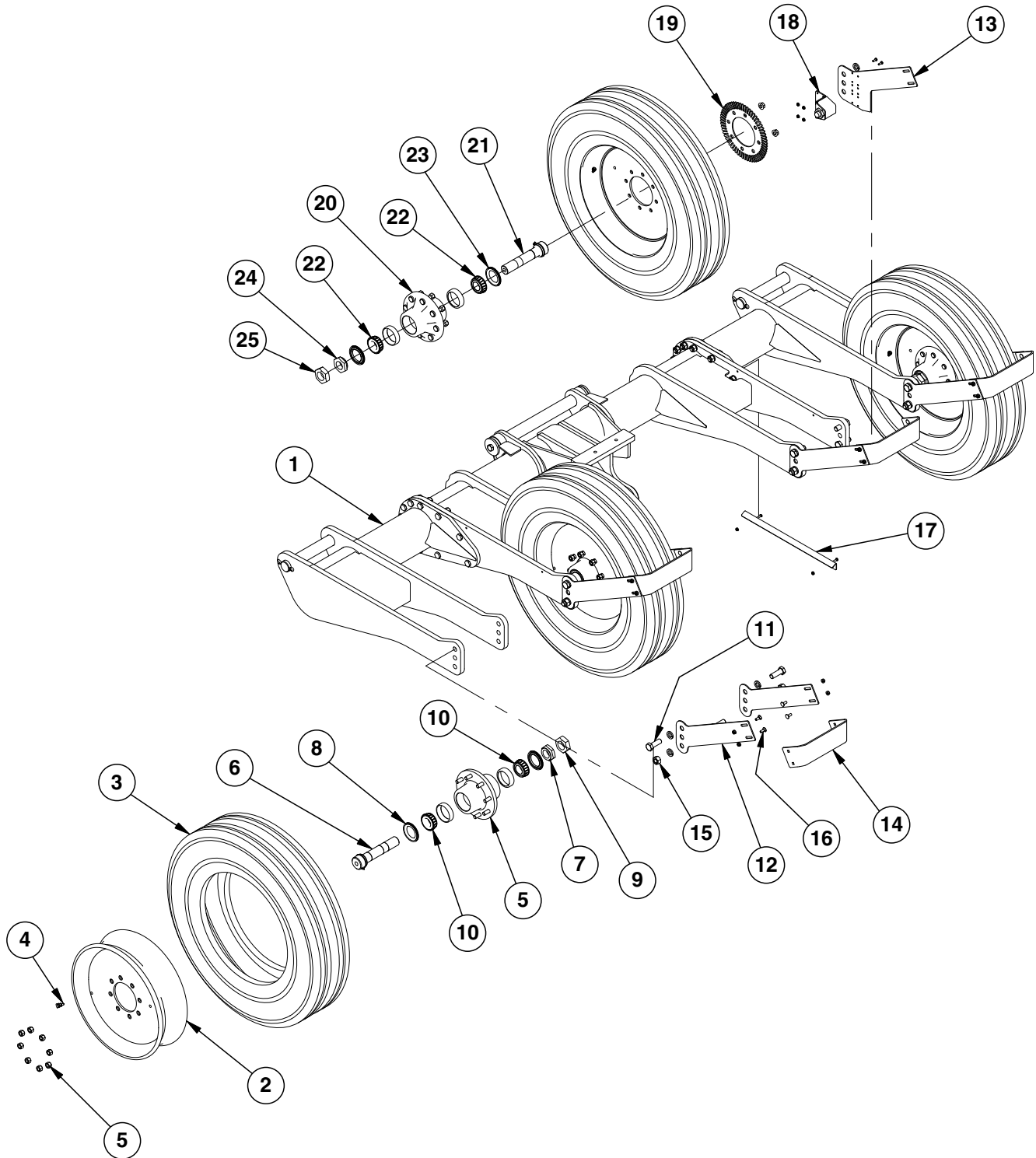


(IP1014)



ITEM	PART NO.	QTY.	DESCRIPTION
1	GA12834	1	Rock Shaft
2	GA12835	1	L.H. Rock Shaft Stub
3	GA12836	1	R.H. Rock Shaft Stub
4	GD17479	2	Rock Shaft Pin
	G10461	4	Cotter Pin, 3/8" x 3"
5	GD2169	22	Special Washer, 25/32" I.D. x 1 1/4" O.D., Hardened
	G11082	22	Hex Head Cap Screw, 3/4"-10 x 2 3/4", Grade 8
	G10098	22	Hex Nut, 3/4"-16
6	GD20104	1	Pin, 2 1/4"
7	GD20105	2	Pin Retainer
	GD17180	2	Washer, 3 1/2" O.D. x 1 3/16" I.D. x 3/8"
	G10026	2	Hex Head Cap Screw, 3/4"-10 x 2"

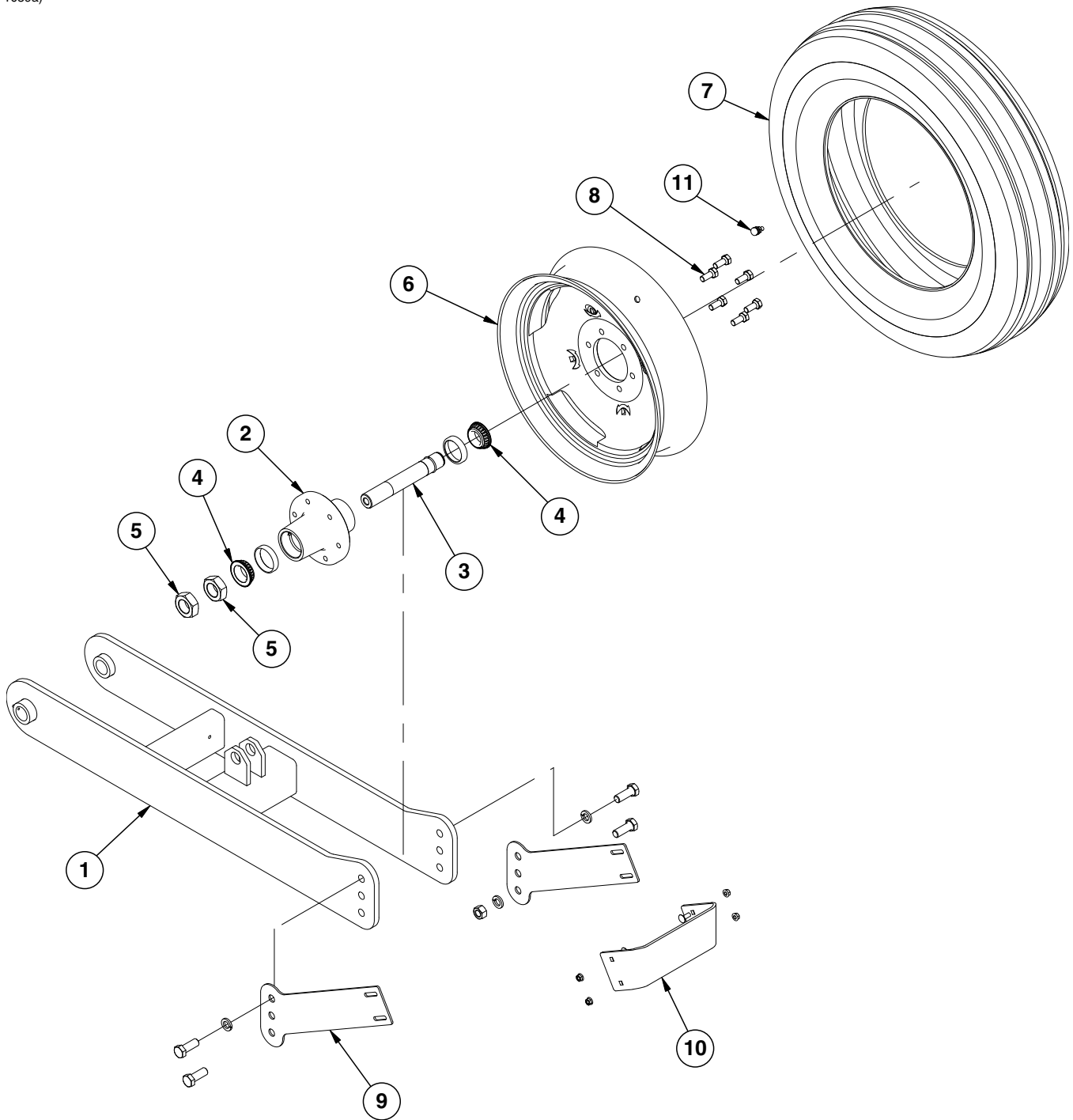
(IP1019a)



ITEM	PART NO.	QTY.	DESCRIPTION
1	---	1	<a href="#">See "Axle Assembly" on page P150</a>
2	GA14516	1	Rim, 5.5" x 22.5"
3	GD15406	1	Tire, 41 x 11 R22.5" W/O Center Rib (Specify Brand*)
	G10640	1	Grease Fitting, ¼"-28
4	GA7434	1	Valve Stem
5	GA4729	1	Hub W/Cups, Bolts, Nuts And Grease Fitting, 8 Bolt, 1¾" Bore
	G10640	1	Grease Fitting, ¼"-28
6	GA10139	1	Spindle W/Retaining Ring, 1¾"
7	GD7089	1	Special Nut, 1¾"-12 UNF
8	GA4722	2	Seal
9	GD7864	1	Special Hex Nut, 1¾"-12 UNF
10	GA4723	2	Bearing
11	G10448	8	Hex Head Cap Screw, 7/8"-9 x 2½", Grade 8
	G10330	8	Lock Washer, 7/8"
12	GD19481	7	Mud Scraper Bracket
13	GD19483	1	Mud Scraper/Sensor Bracket
14	GD19485	4	Mud Scraper
15	G10955	8	Hex Nut, 7/8"-9
	G10448	8	Hex Head Cap Screw, 7/8"-9 x 2½", Grade 8
	G10330	8	Lock Washer, 7/8"
16	G10305	16	Carriage Bolt, 3/8"-16 x 1"
	G11091	16	Serrated Flange Nut, 3/8"-16
17	GD19076	1	Cable Guard Bracket
	G10021	2	Hex Head Cap Screw, ¼"-20 x 1½"
	G10621	2	Serrated Flange Nut, ¼"-20
18	GA13564	1	Sensor Bracket Assembly
	GA13563	1	Sensor Bracket
	GA13204	1	Hall Effect Sensor
	G10023	4	Hex Head Cap Screw, ¼"-20 x ¾"
	G10621	4	Serrated Flange Nut, ¼"-20
19	GD18643	1	Jump Start Wheel
	G11254	4	Serrated Flange Nut, 5/8"-18
20	GA14521	1	Hub W/Cups, Bolts, Nuts, and Grease Fitting, 8 Bolt
	G10640	1	Grease Fitting, ¼"-28
	GD18676	8	Lug Bolt, 5/8"-18 x 2¾"
	GR1912	4	Lug Nut, 5/8"-18 UNF, Grade 5
21	GA10139	1	Spindle W/Retaining Ring, 1¾"
22	GA4723	2	Bearing
23	GA4722	2	Seal
24	GD7089	1	Special Nut, 1¾"-12 UNF
25	GD7864	1	Special Hex Nut, 1¾"-12 UNF
A	GA14518	-	Tire And Rim Assembly (Items 2-4) (Specify Brand*)
B	GA10138	-	Hub Assembly (Items 5-10)
C	GA14522	-	Hub Assembly (Items 20-25)

\*Specific brand requests will be supplied only as available from current Kinze Repair Parts stock. If a specific brand requested is not in stock, the brand available will be supplied.

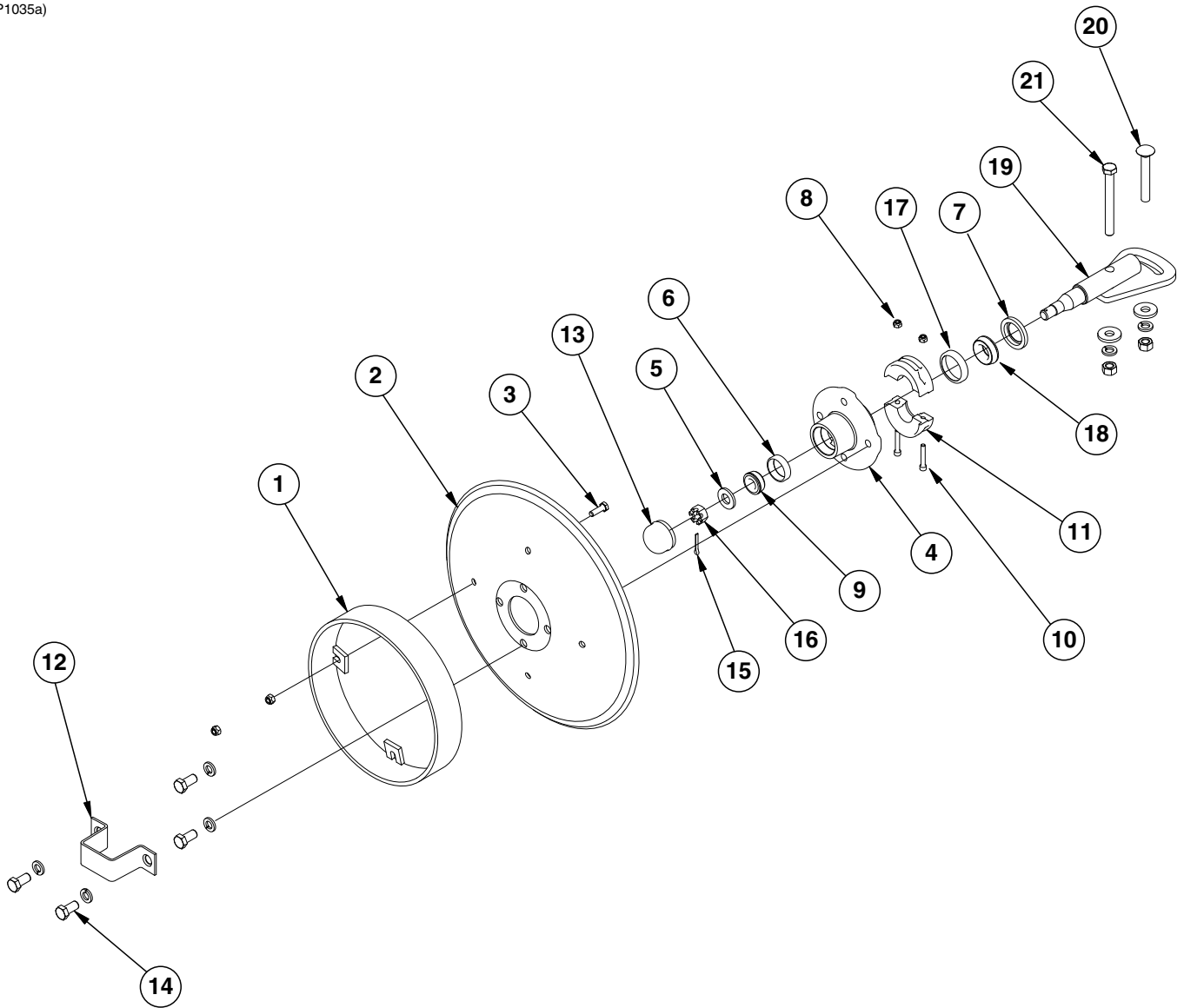
(IP1039a)



ITEM	PART NO.	QTY.	DESCRIPTION
1	GA13017	1	Wing Wheel Arm
	G10640	-	Grease Fitting, 1/4"-28
2	GA2148	1	Hub W/Cups, 6 Bolt
	GR0434	-	Cup
3	GA4376	1	Spindle W/Round External Retaining Ring, 10"
	GD11490	-	Round External Retaining Ring
4	GA0895	2	Bearing
5	G11081	2	Hex Jam Nut, 1 1/2"-12, Grade 2
6	GA14413	1	Rim, 5.5" x 20"
7	GD13401	1	Tire, 7.50" x 20", 8 Ply, Tubeless W/O Center Rib (Specify Brand*)
8	GR0270	6	Lug Bolt, 9/16"-18
9	GD19482	2	Mud Scraper Bracket
	G10026	4	Hex Head Cap Screw, 3/4"-10 x 2"
	G10231	4	Lock Washer, 3/4"
	G11314	2	Hex Nut, 3/4"-10
10	GD19484	1	Mud Scraper
	G10622	4	Serrated Flange Nut, 3/8"-16
	G10305	4	Carriage Bolt, 3/8"-16 x 1"
11	GA7434	-	Valve Stem
A	GA4377	-	Hub And Spindle Assembly (Items 2, 3, 4, And 5)
B	GA14412	-	Tire And Rim Assembly (Items 6, 7, And 11) (Specify Brand*)

**\*Specific brand requests will be supplied only as available from current Kinze Repair Parts stock. If a specific brand requested is not in stock, the brand available will be supplied.**

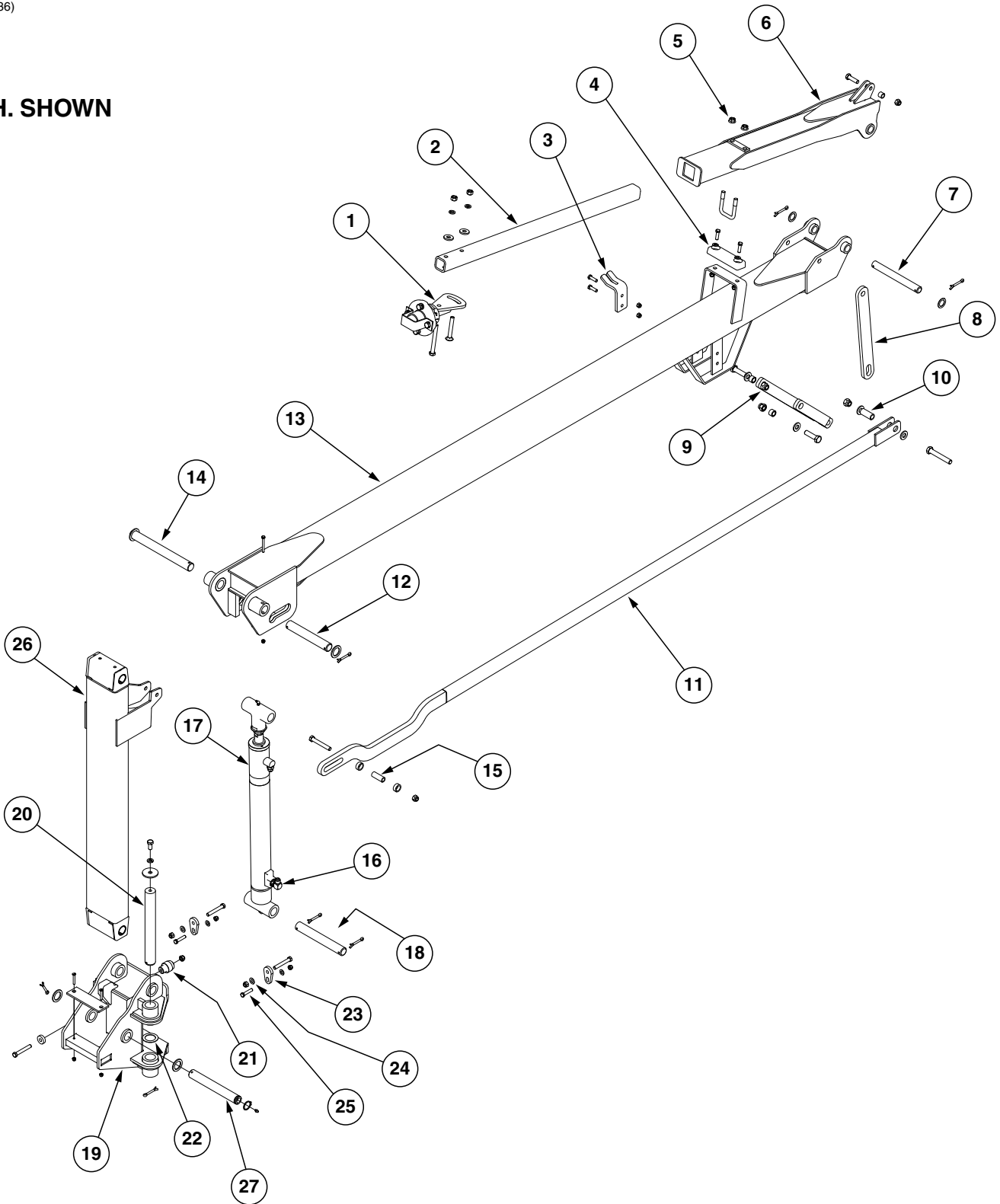
(IP1035a)



ITEM	PART NO.	QTY. (Per Assy.)	DESCRIPTION
1	GA5853	1	Depth Band
2	GD0746	1	Disc Blade, Solid, 16" (Shown)
	GD10283	-	Disc Blade, Notched, 16" (Optional)
3	G10019	4	Hex Head Cap Screw, 5/16"-18 x 1"
	G10109	4	Lock Nut, 5/16"-18, Grade 8
4	GA0167	1	Hub W/Cups, 4 Bolt (Includes Items 6 and 17)
5	G11391	1	Flat Washer, 5/8" SAE
6	GR0151	1	Outer Cup
7	GD21540	1	Grease Seal
8	G10110	2	Lock Nut, 1/4"-20, Grade B
9	GA0257	1	Bearing
10	G11418	2	Hex Socket Head Cap Screw, 1/4"-20 x 1 1/2"
11	GB0554	2	Hub Shield
12	GD2597	1	Retainer
13	GD0840	1	Dust Cap
14	G10722	4	Hex Head Cap Screw, 1/2"-20 x 1"
	G10228	4	Lock Washer, 1/2"
15	G10544	1	Cotter Pin, 5/32" x 1"
16	G10725	1	Slotted Hex Nut, 5/8"-18
17	GR0150	1	Inner Cup
18	GA0245	1	Bearing
19	GA15151	1	Spindle
20	G10844	1	Carriage Bolt, 1/2"-13 x 3 1/2"
	G10168	1	Machine Bushing, 1/2", 7 Gauge
	G10228	1	Lock Washer, 1/2"
	G10102	1	Hex Nut, 1/2"-13
21	G10045	1	Hex Head Cap Screw, 1/2"-13 x 4 1/2"
	G10168	2	Machine Bushing, 1/2", 7 Gauge
	G10228	2	Lock Washer, 1/2"
	G10102	2	Hex Nut, 1/2"-13
A	GA13719	-	Hub And Spindle Assembly, (Items 4-7, 9, and 12-19)

(IP1036)

L.H. SHOWN





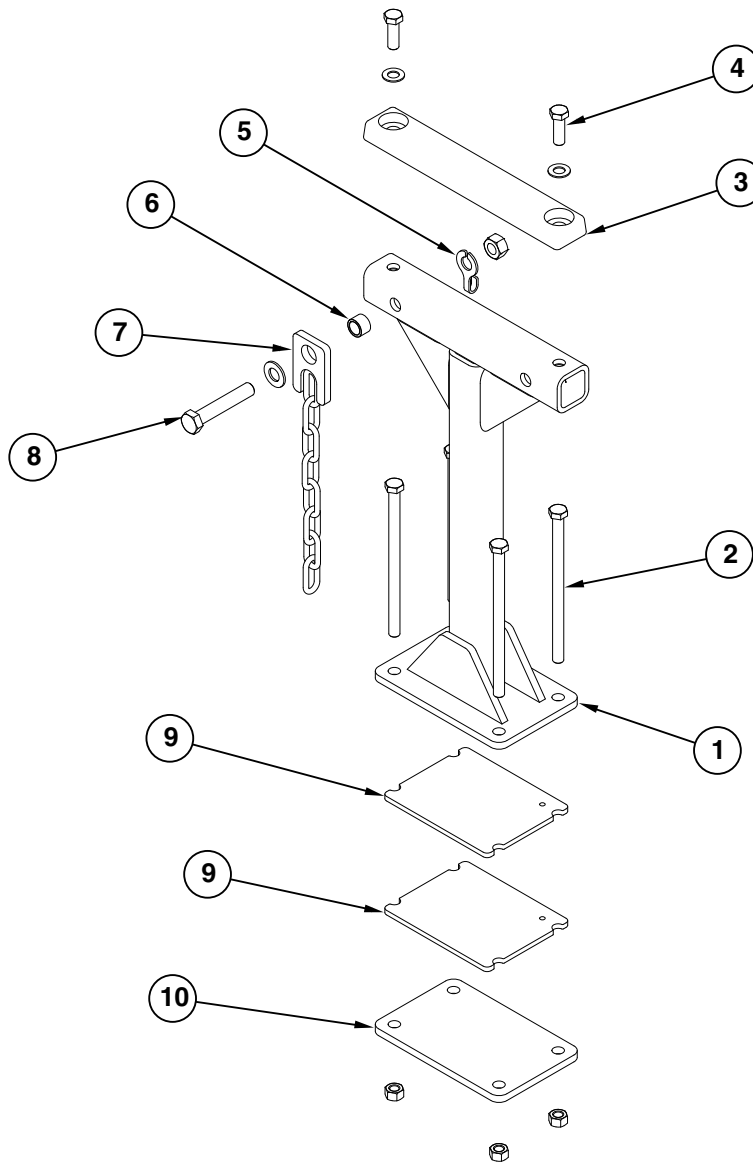
ITEM	PART NO.	QTY. (Per Assy.)	DESCRIPTION
1	GA13719	1	<a href="#">See "Row Marker Spindle/Hub/Blade" on page P155</a>
	G10844	1	Carriage Bolt, ½"-13 x 3½"
	G10045	1	Hex Head Cap Screw, ½"-13 x 4½"
	G10168	2	Machine Bushing, ½", 7 Gauge
	G10228	2	Lock Washer, ½"
	G10102	2	Hex Nut, ½"-13
2	GD0453-02	1	Extension Tube, 40", 16 Row
	GD0453-08	-	Extension Tube, 65" (Even Row Only)
	GD0453-11	-	Extension Tube, 35", 12 Row
3	GD18540	1	Lock-up Bracket Chain
	G10004	2	Hex Head Cap Screw, ⅜"-16 x 1¼"
	G10108	2	Lock Nut, ⅜"-16
4	GA9145	1	Molded Stop, 6¼" Long
	G10004	2	Hex Head Cap Screw, ⅜"-16 x 1¼"
	G10108	2	Lock Nut, ⅜"-16
5	G10071	2	Serrated Flange Nut, ½"-13
	GD2721	1	U-Bolt, 2" x 2" x ½"-13
6	GA13114	1	Arm, Third Stage, 16 Row
	GA13994	-	Arm, Third Stage, 12 Row
	GD10538-07	1	Sleeve, ¾" O.D. x ½" I.D. x .35"
	G10039	1	Hex Head Cap Screw, ½"-13 x 1¾"
	G10111	1	Lock Nut, ½"-13
	G10643	-	Grease Fitting, 45°, ¼"-28
7	GD18889	1	Pin, 1" x 9¼"
	G10345	2	Machine Bushing, 1", 14 Gauge
	G10460	4	Cotter Pin, ¼" x 2"
8	GD25189	1	Marker Link
9	GA13764	1	Linkage
10	GD3180-34	1	Sleeve, 7/8" O.D. x 5/8" I.D. x 2"
	GB0218	2	Bushing, 2½" I.D. x 7/8" O.D. x 19/32" Long
	G11391	4	Flat Washer, 5/8" SAE
	G10006	2	Hex Head Cap Screw, 5/8"-11 x 2¼"
	G10107	2	Lock Nut, 5/8"-11
	G10036	1	Hex Head Cap Screw, 5/8"-11 x 4"
	G10107	1	Lock Nut, 5/8"-11
11	GA17400	1	Marker Link, 113¼", 16 Row
	GA17399	-	Marker Link, 66 ¾", 12 Row
12	GD18815	1	Pin, 1¼" x 8.38"
	G10159	2	Machine Bushing, 1¼", 10 Gauge
	G10460	1	Cotter Pin, ¼" x 2"
13	GA17402	1	Arm W/Grease Fitting, Second Stage, 16 Row
	GA17401	-	Arm W/Grease Fitting, Second Stage, 12 Row
14	GD21142	1	Marker Pin, 1¼" x 11 <sup>53</sup> / <sub>64</sub> "
	G11400	1	Retaining Ring, 1¼"
	G10159	1	Washer, 17/8"
	G10640	1	Grease Fitting, ¼"-28
	G10403	1	Hex Head Cap Screw, ¼"-20 x 2½"
	G11320	1	Lock Nut, ¼"-20, Grade B
15	GD19661-01	1	Sleeve, ¾" O.D. x 33/64" I.D. x 2"
	GD16418-02	2	Sleeve, 1½" O.D. x 13/16" I.D. x 7/16"
	G10033	1	Hex Head Cap Screw, ½"-13 x 3½"
	G10111	1	Lock Nut, ½"-13

Continued on the next page.

ITEM	PART NO.	QTY. (Per Assy.)	DESCRIPTION
16	G6801-08	1	Elbow W/O-Ring, 90°, ¾"-16 Male JIC To O-Ring
	GR1037	-	O-Ring
	*A12065	2	Hose Assembly, ⅜" x 50"
	G304-C-8	2	Cap Nut, ¾"-16
17	GA14632	1	<a href="#">See "Row Marker Cylinder" on page P177</a>
	G6400-08-04	1	Connector W/O-Ring, ¾"-16 Male JIC To 7/16"-20 O-Ring
18	GD18814	1	Pin, 1¼" x 9¼"
	G10460	2	Cotter Pin, ¼" x 2"
19	GA13173	1	L.H. Marker Mount (Shown)
	GA13174	-	R.H. Marker Mount
	GD19491	1	Marker Mount Wear Pad
	G11320	2	Lock Nut, ¼"-20, Grade B
	G10067	1	Hex Head Cap Screw, 7/16"-14 x 3"
	G10014	2	Hex Head Cap Screw, ½"-13 x 1"
20	GD18827	1	Pin, 1½" O.D. x 12⅜"
	G10014	1	Hex Head Cap Screw, ½"-13 x 1"
	G10228	1	Lock Washer, ½"
	GD18828	1	Washer
	G10460	1	Cotter Pin, ¼" x 2"
21	GD19480	1	Centering Bullet
	GD19812	1	Washer
	G10113	1	Lock Nut, 7/16"-14
22	G10450	1	Machine Bushing, 1½", 18 Gauge
23	GD19606	2	Bar
24	G11389	2	Flat Washer, ½" Plated SAE
	G10067	2	Hex Head Cap Screw, 7/16"-14 x 3"
	G10113	2	Lock Nut, 7/16"-14
25	G10047	2	Hex Head Cap Screw, ⅜"-16 x 1¾"
	G11387	4	Flat Washer, ⅜" SAE
	G10108	2	Lock Nut, ⅜"-16
26	GA13487	1	Arm, First Stage
27	GD21143	1	Marker Pin, 1¼" x 9½"
	G11400	1	Retaining Ring, 1¼"
	G10640	1	Grease Fitting, ¼"-28
	G10159	2	Washer, 1⅞"
	G10460	1	Cotter Pin, ¼" x 2"

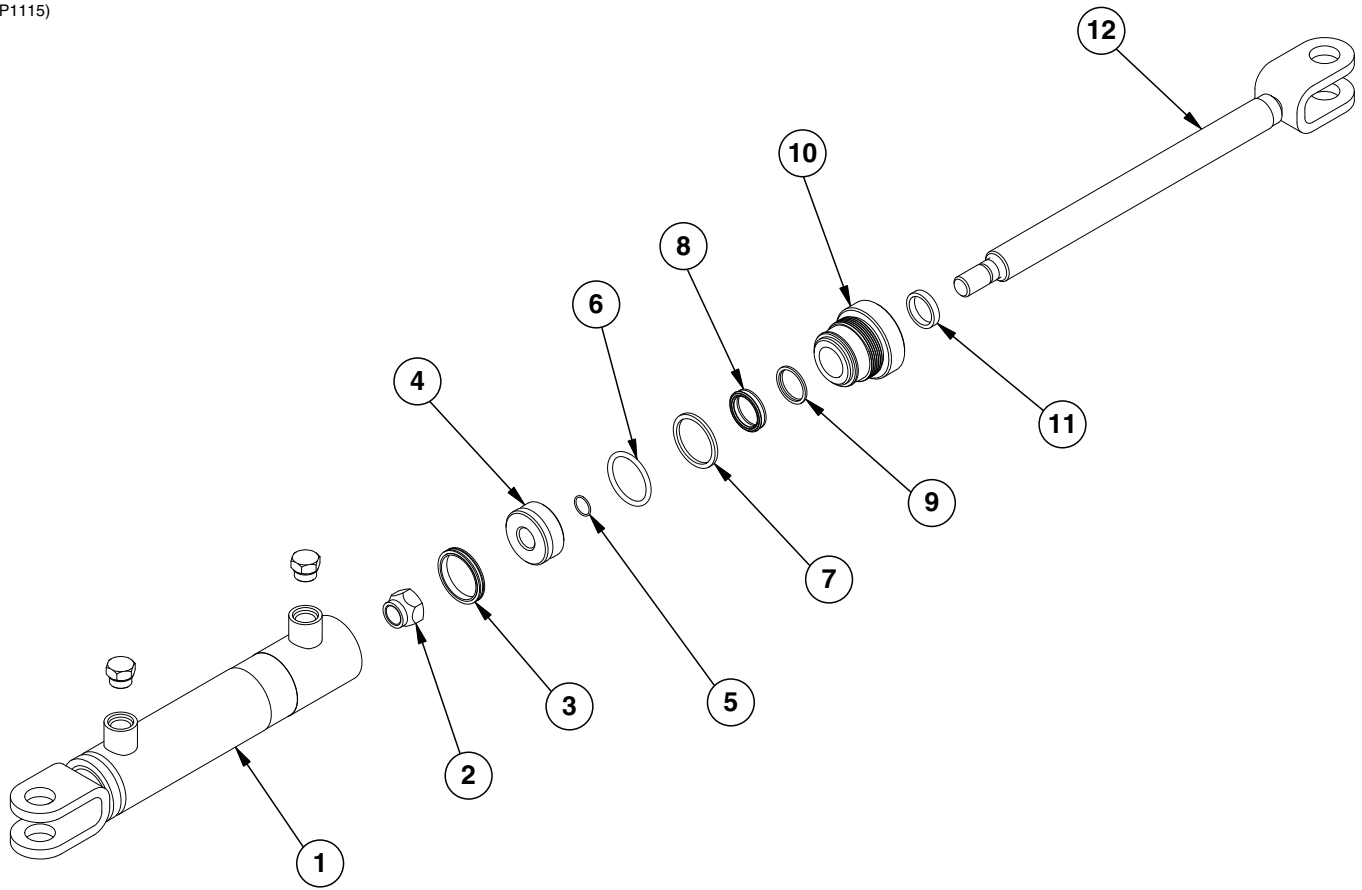
\*Hydraulic hose is not stocked by Kinze Repair Parts, but can be made available on a special order basis. Call for quote.

(IP1034a)



ITEM	PART NO.	QTY. (Per Assy.)	DESCRIPTION
1	GA13253	1	Marker Stand
2	G11200	4	Hex Head Cap Screw, 1/2"-13 x 8"
	G10228	4	Lock Washer, 1/2"
	G10102	4	Hex Nut, 1/2"-13
3	GA9088	1	Molded Stop, 12 1/4" Long
4	G10017	2	Hex Head Cap Screw, 1/2"-13 x 1 1/2"
	G11389	2	Flat Washer, 1/2" SAE
	G10111	2	Lock Nut, 1/2"-13
5	GD10088	1	Special Washer
6	GB0218	1	Bushing, 2 1/32" I.D. x 7/8" O.D. x 1 9/32" Long
7	GA13340	1	Chain Lockup
8	G10013	1	Hex Head Cap Screw, 5/8"-11 x 3 1/2"
	G11391	1	Flat Washer, 5/8" SAE
	G10107	1	Lock Nut, 5/8"-11
9	GD19858-01	2	Shim, 6 5/8" x 5 1/4"
10	GD18767	1	Marker Stand Plate

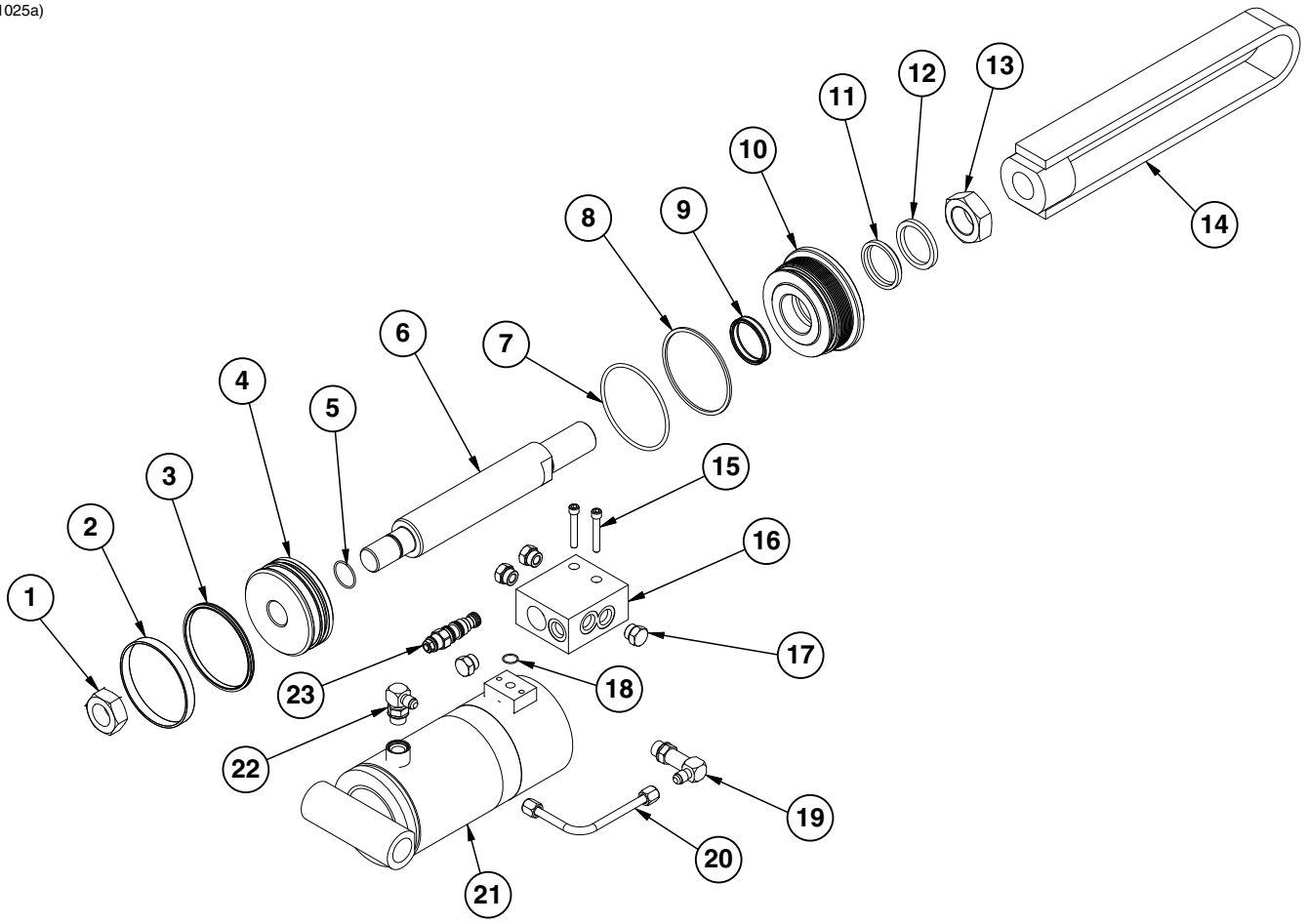
(IP1115)



ITEM	PART NO.	QTY.	DESCRIPTION
1	A8775	1	Barrell ( <b>Non-Stock Item</b> )
	G6408-08	2	Plug W/O-Ring, 3/4"-16 O-Ring
	GR1037	-	O-Ring
2	GD27233	1	Nylon Lock Nut, 3/4"-16, Grade 8
3	*D12277	1	T-Seal
4	GD4632	1	Piston
5	*D12239	1	O-Ring, No. 016
6	*D12235	1	O-Ring, No. 326
7	*D12236	1	Back-Up Ring
8	*D19250	1	U-Cup
9	*D19251	1	Wiper
10	GD5949	1	Gland
11	GD19662	1	Ring
12	GA8816	1	Rod Assembly
A	GA8818	-	Cylinder Complete, 2" x 8" (Part Number Stamped On Barrel)
B	GR1930	-	Seal Kit, Includes: (2) O-Rings, (1) Back-Up Ring, (1) U-Cup, (1) Wiper, (1) Seal

\*Part of seal kit, item can not be purchased individually.

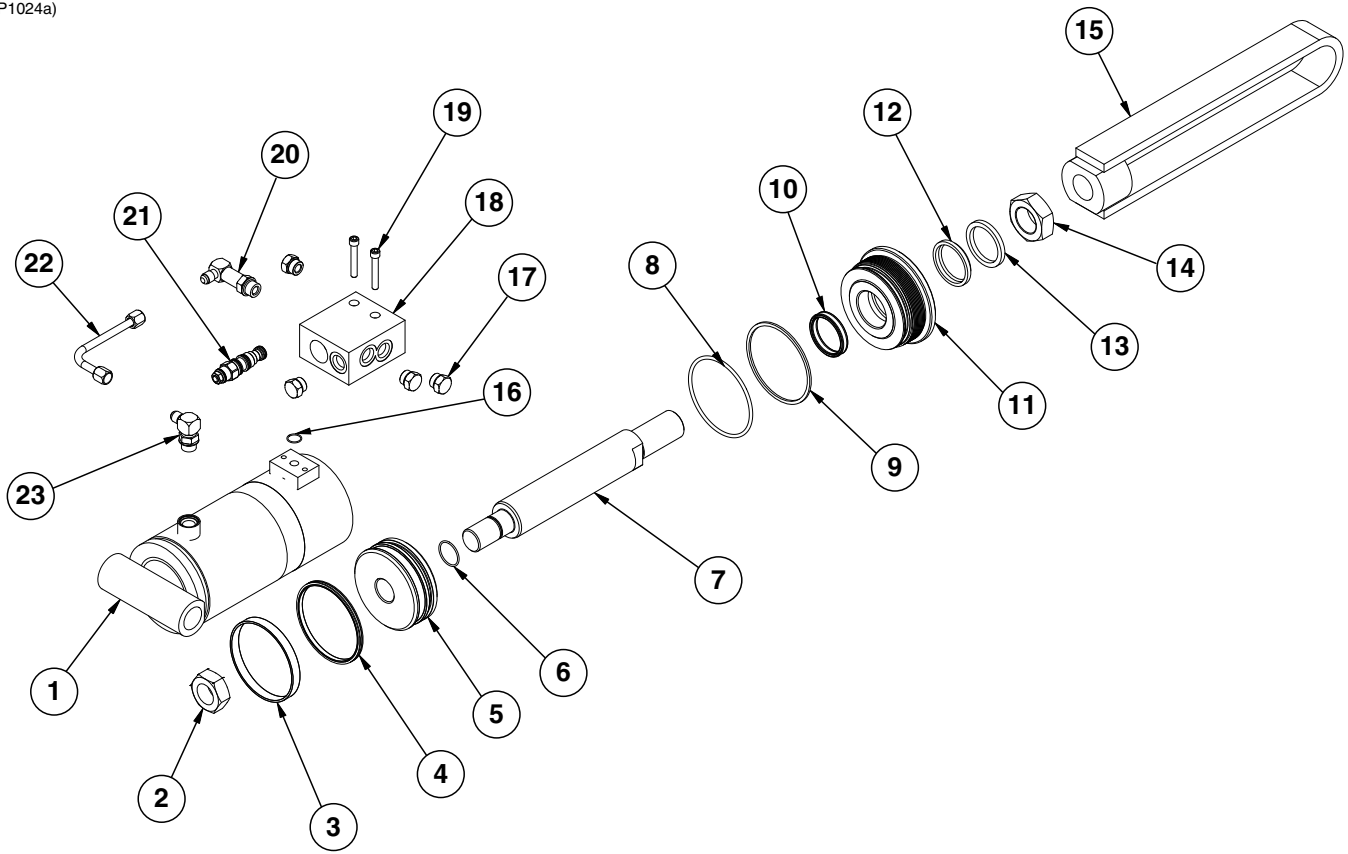
(IP1025a)



ITEM	PART NO.	QTY.	DESCRIPTION
1	GD27237	1	Nylon Lock Nut, 1¼"-12, Grade 8
2	*D12148	1	Wear Ring
3	*D12282	1	T-Seal
4	GD14910	1	Piston
5	*D12223	1	O-Ring
6	GD18524	1	Cylinder Rod
7	*D12242	1	O-Ring, No. 345
8	*D12243	1	Back-Up O-Ring, No. 348
9	*D12255	1	U-Cup
10	GD12522	1	Gland
11	*D12240	1	Wiper, 2"
12	GD12106	1	Ring
13	G11081	1	Hex Jam Nut, 1½"-12, Grade 2
14	GA13998	1	Clevis
15	G10932	2	Hex Socket Head Cap Screw, 5/16"-18 x 2", Grade 8
16	GD11579	1	Block
17	G6408-08 GR1037	4 -	Plug W/O-Ring, ¾"-16 O-Ring O-Ring
18	*D12239	1	O-Ring, No. 016
19	G6801-LL-06-08	1	X-Long Elbow W/O-Ring, 90°, 9/16"-18 Male JIC To ¾"-16 O-Ring
20	GA13028	1	Steel Hydraulic Line
21	A13084	1	Barrel ( <b>Non-Stock Item</b> )
22	G6801-06-08 GR1037	1 -	Elbow W/O-Ring, 90°, 9/16"-18 Male JIC To ¾"-16 O-Ring O-Ring
23	GA8882 GR1517	1 -	Counter Balance Valve Seal Kit For Counter Balance Valve, Includes: (3) O-Rings, (3) BU Rings
A	GA12306	-	Cylinder Complete, 4½" x 6" (Part Number Stamped On Barrel)
B	GR1924	-	Seal Kit, Includes: (3) O-Rings, (1) Back-Up Ring, (1) U-Cup, (1) Wiper, (1) T-Seal, (1) Wear Ring

\*Part of seal kit, item can not be purchased individually.

(IP1024a)

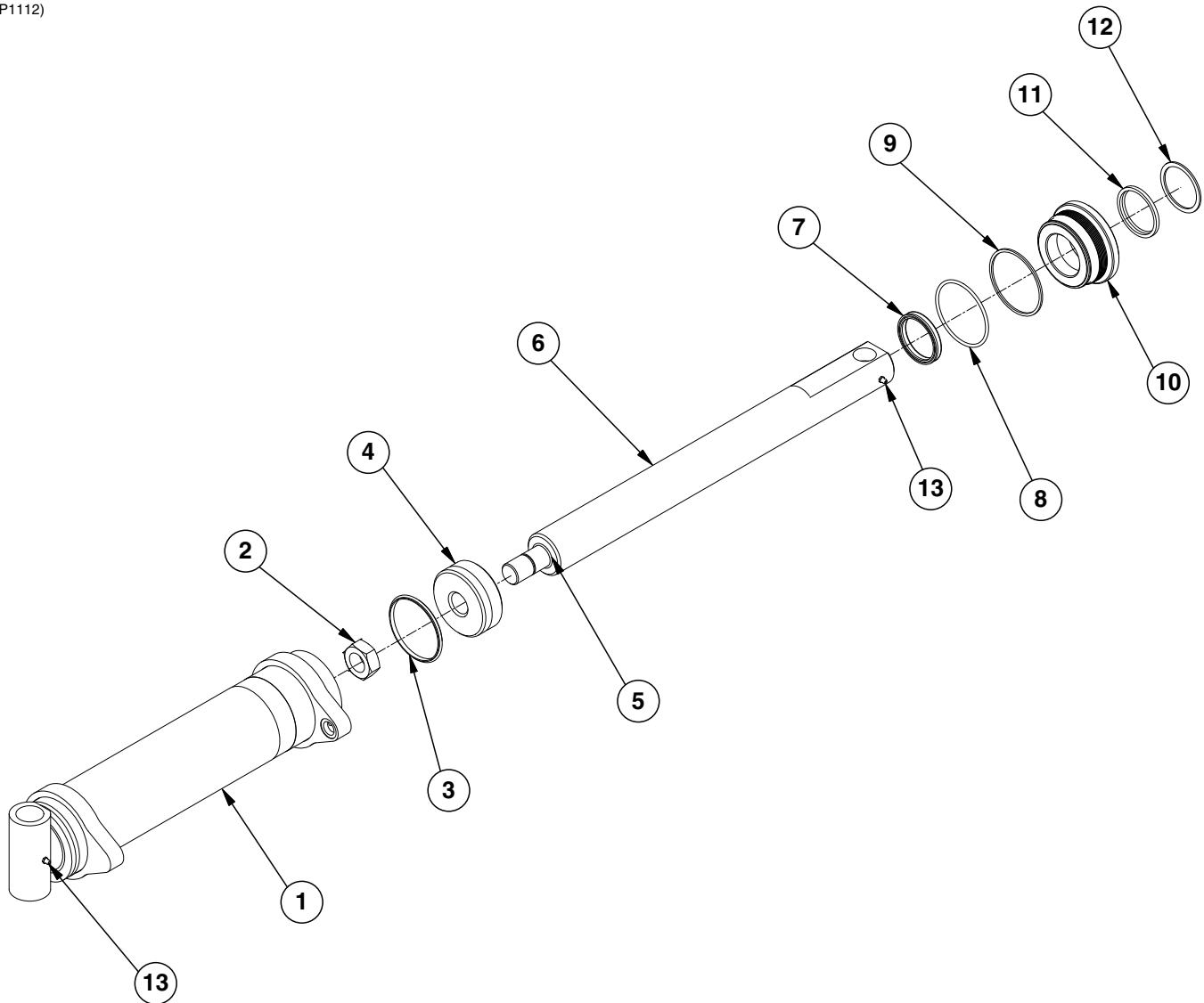




ITEM	PART NO.	QTY.	DESCRIPTION
1	A13084	1	Barrell (Non-Stock Item)
2	GD27237	1	Nylon Lock Nut, 1¼"-12, Grade 8
3	*D12148	1	Wear Ring
4	*D12282	1	T-Seal
5	GD14910	1	Piston
6	*D12223	1	O-Ring
7	GD18524	1	Cylinder Rod
8	*D12242	1	O-Ring, No. 345
9	*D12243	1	Back-Up O-Ring, No. 348
10	*D12255	1	U-Cup
11	GD12522	1	Gland
12	*D12240	1	Wiper, 2"
13	GD12106	1	Ring
14	G11081	1	Hex Jam Nut, 1½"-12, Grade 2
15	GA13998	1	Clevis
16	*D12239	1	O-Ring, No. 016
17	G6408-08	4	Plug W/O-Ring, ¾"-16 O-Ring
	GR1037	-	O-Ring
18	GD11579	1	Block
19	G10932	2	Hex Socket Head Cap Screw, ⅝"-18 x 2", Grade 8
20	G6801-LL-06-08	1	X-Long Elbow W/O-Ring, 90°, ⅝"-18 Male JIC To ¾"-16 O-Ring
21	GA8882	1	Counter Balance Valve
	GR1517	-	Seal Kit For Counter Balance Valve, Includes: (3) O-Rings, (3) BU Rings
22	GA13191	1	Steel Hydraulic Line
23	G6801-06-08	1	Elbow W/O-Ring, 90°, ⅝"-18 Male JIC To ¾"-16 O-Ring
	GR1037	-	O-Ring
A	GA13094	-	Cylinder Complete, 4½" x 6" (Part Number Stamped On Barrel)
B	GR1924	-	Seal Kit, Includes: (3) O-Rings, (1) Back-Up Ring, (1) U-Cup, (1) Wiper, (1) T-Seal, (1) Wear Ring

\*Part of seal kit, item can not be purchased individually.

(IP1112)

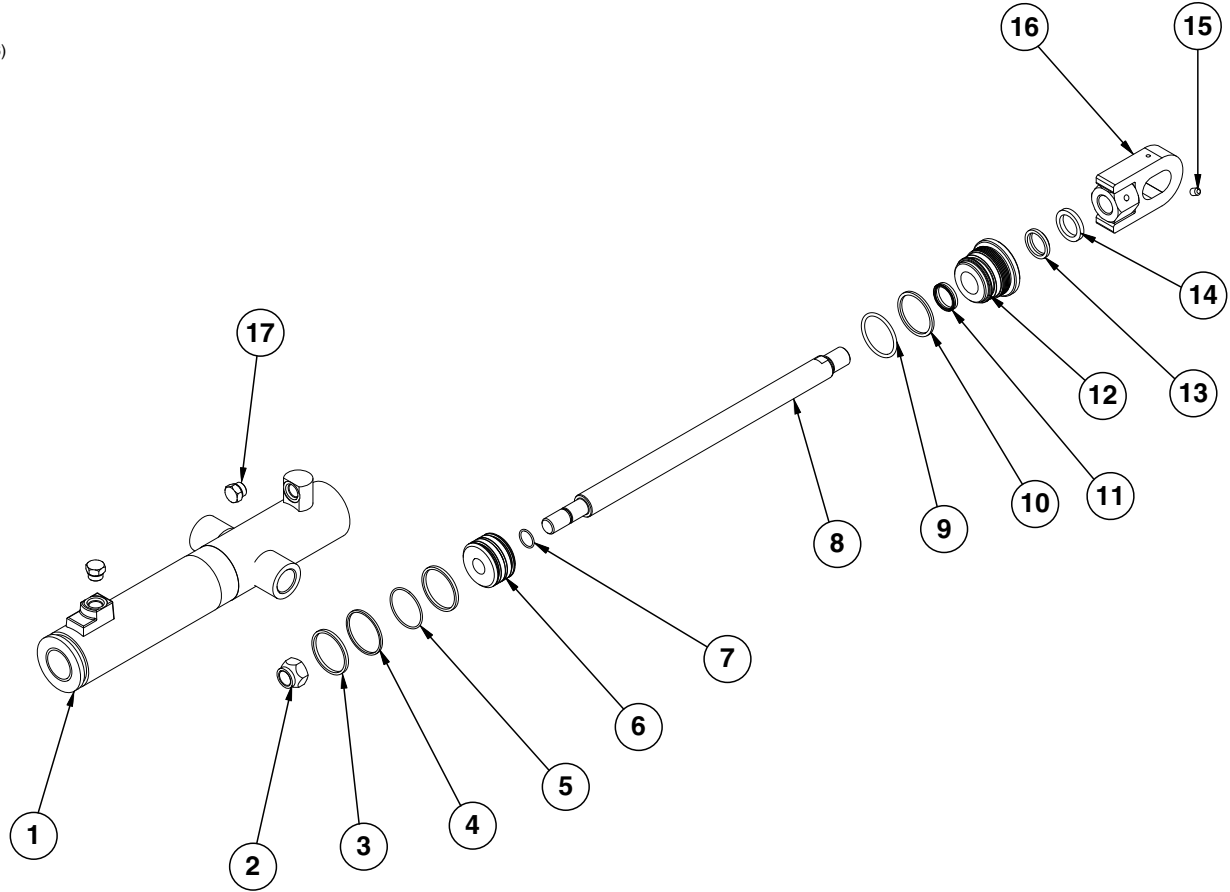


ITEM	PART NO.	QTY.	DESCRIPTION
1	A13083	1	Barrel (Non-Stock Item)
2	GD27237	1	Nylon Lock Nut, 1 1/4"-12, Grade 8
3	*D12281	1	Seal
4	GD19003	1	Piston
5	*D12204	1	O-Ring, No. 218
6	GD19001	1	Cylinder Rod
7	*D12264	1	U-Cup
8	*D12221	1	O-Ring, No. 342
9	*D12222	1	Back-up Ring, No. 342
10	GD19002	1	Gland
11	*D12263	1	Wiper
12	GD12121	1	Ring
13	G10640	2	Grease Fitting, 1/4"-28

A	GA13904	-	Cylinder Complete, 4" x 16" (Part Number Stamped On Barrel)
B	GR1929	-	Seal Kit, Includes: (2) O-Rings, (1) Back-Up Ring, (1) U-Cup, (1) Wiper, (1) T-Seal

\*Part of seal kit, item can not be purchased individually.

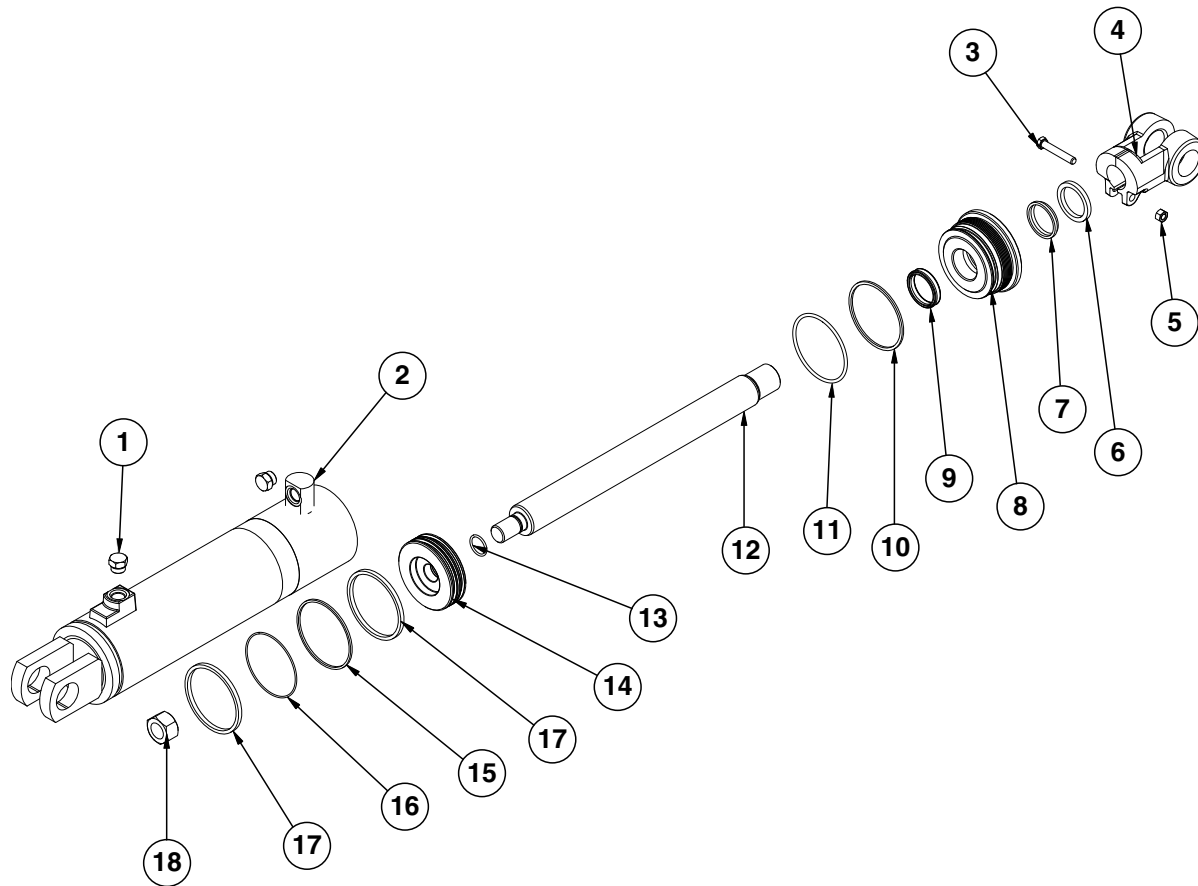
(IP1026)



ITEM	PART NO.	QTY.	DESCRIPTION
1	A13082	1	Barrel (Non-Stock Item), 16 Row
	A13956	-	Barrel (Non-Stock Item), 12 Row
2	GD27234	1	Nylon Lock Nut, 7/8"-14, Grade 8
3	GD12012	2	Piston Ring, 2 1/2"
4	*D18635	1	Seal
5	*D18634	1	Seal
6	GD20122	1	Piston
7	*D12214	1	O-Ring, No. 118
8	GD18519	1	Cylinder Rod
9	*D12212	1	O-Ring, No. 330
10	*D12213	1	Back-Up Ring, No. 330
11	*D12251	1	U-Cup
12	GD11985	1	Gland
13	*D12210	1	Wiper
14	GD12102	1	Ring, 1 1/4"
15	G10760	1	Hex Socket Set Screw, 3/8"-16 x 1/2"
16	GA13026	1	Clevis
17	G6408-08	2	Plug W/O-Ring, 3/4"-16 O-Ring
	GR1037	-	O-Ring
A	GA13022	-	Cylinder Complete, 2 1/2" x 14 1/2" (Part Number Stamped On Barrel), 16 Row
	GA13957	-	Cylinder Complete, 3 1/2" x 14 1/2" (Part Number Stamped On Barrel), 12 Row
B	GR1926	-	Seal Kit, 16 Row
C	GR1936	-	Seal Kit, 12 Row

\*Part of seal kit, item can not be purchased individually.

(IP1027)

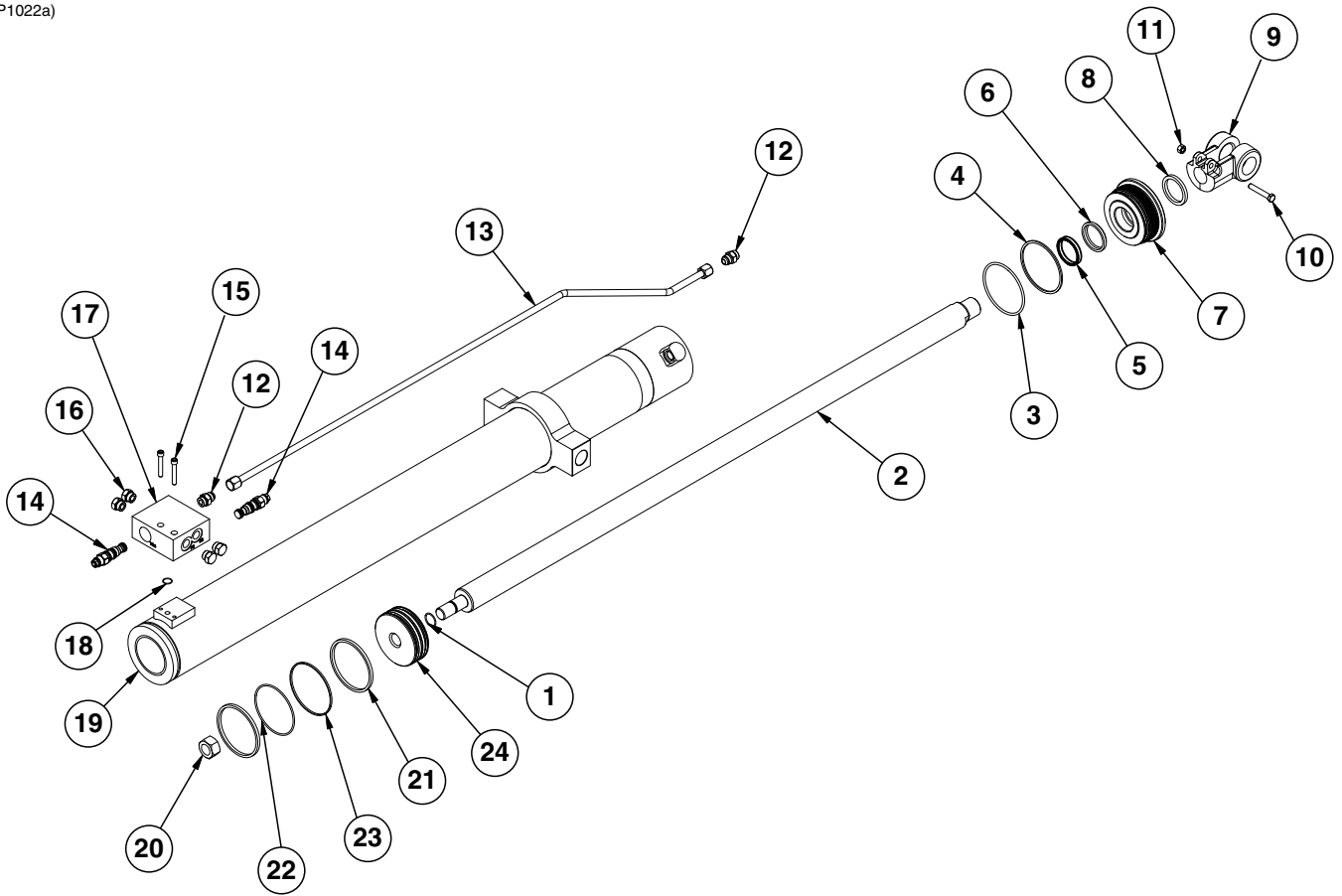


ITEM	PART NO.	QTY.	DESCRIPTION
1	G6408-08 GR1037	2 -	Plug W/O-Ring, 3/4"-16 O-Ring O-Ring
2	A13031	1	Barrel <b>(Non-Stock Item)</b>
3	G10939	1	Hex Head Cap Screw, 3/8"-16 x 2 1/4"
4	GD18528	1	Clevis
5	G10101	1	Hex Nut, 3/8"-16
6	GD12104	1	Ring, 1 3/4"
7	*D12200	1	Wiper, 1 3/4"
8	GD12539	1	Gland
9	*D12253	1	U-Cup
10	*D12222	1	Back-Up Ring, No. 342
11	*D12221	1	O-Ring, No. 342
12	GD18515	1	Cylinder Rod
13	GD12208	1	O-Ring, No. 214
14	GD12541	1	Piston
15	GD12224	1	Seal
16	GD12072	1	Cast Iron Ring
17	GD12135	2	Cast Iron Ring
18	GD27235	1	Nylon Lock Nut, 1"-14, Grade 8
A	GA13021	-	Cylinder Complete, 4" x 14" (Part Number Stamped On Barrel)
B	GR1928	-	Seal Kit, Includes: (2) O-Rings, (1) Back-Up Ring, (1) U-Cup, (1) Wiper, (2) Seals, (1) Cast Iron Ring

\*Part of seal kit, item can not be purchased individually.

**This page left blank intentionally.**

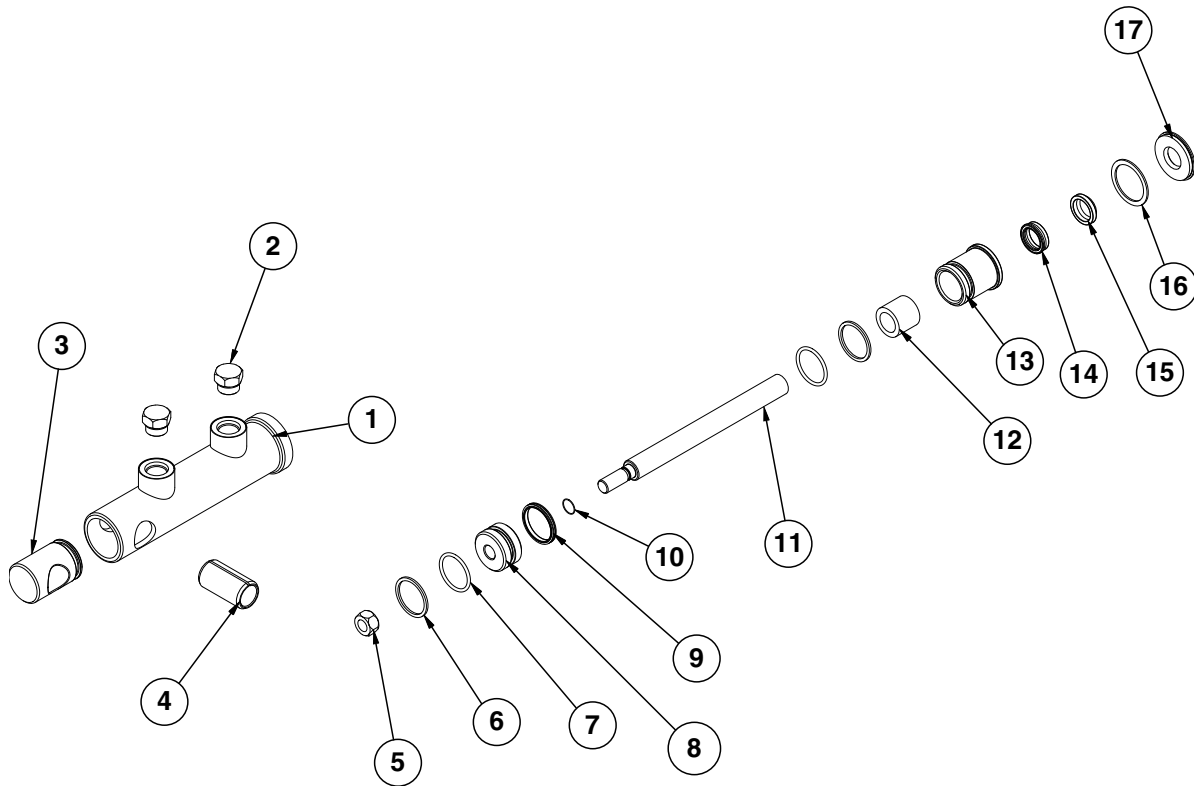
(IP1022a)



ITEM	PART NO.	QTY.	DESCRIPTION
1	*D12226	1	O-Ring, No. 120
2	GD19316	1	Rod
3	*D12242	1	O-Ring, No. 345
4	*D12243	1	Back-Up O-Ring, No. 348
5	*D12255	1	U-Cup
6	*D12240	1	Wiper, 2"
7	GD12522	1	Gland
8	*D12106	1	Ring
9	G10939	1	Hex Head Cap Screw, 3/8"-16 x 2 1/4"
10	GD18528	1	Clevis
11	G10101	1	Hex Nut, 3/8"-16
12	G6400-08 GR1037	2 -	Connector W/O-Ring, 3/4"-16 Male JIC To O-Ring O-Ring
13	GA13556	1	Steel Hydraulic Line
14	GA8882 GR1517	2 -	Counter Balance Valve Seal Kit For Counter Balance Valve, Includes: (3) O-Rings, (3) BU Rings
15	G10932	2	Hex Socket Head Cap Screw, 5/16"-18 x 2", Grade 8
16	G6408-08 GR1037	4 -	Plug W/O-Ring, 3/4"-16 O-Ring O-Ring
17	GD15623	1	Block
18	*D12239	1	O-Ring, No. 016
19	A13549	1	Barrell <b>(Non-Stock Item)</b>
20	GD27235	1	Nylon Lock Nut, 1"-14, Grade 8
21	GD12085	2	Ring
22	*D12086	1	Seal
23	*D12244	1	Seal
24	GD19261	1	Piston
A	GA13548	-	Cylinder Complete, 4 1/2" x 48" (Part Number Stamped On Barrel)
B	GR1927	-	Seal Kit, Includes: (3) O-Rings, (1) Back-Up Ring, (1) U-Cup, (1) Wiper, (1) Piston Ring, (2) Seals

\*Part of seal kit, item can not be purchased individually.

(IP1028)



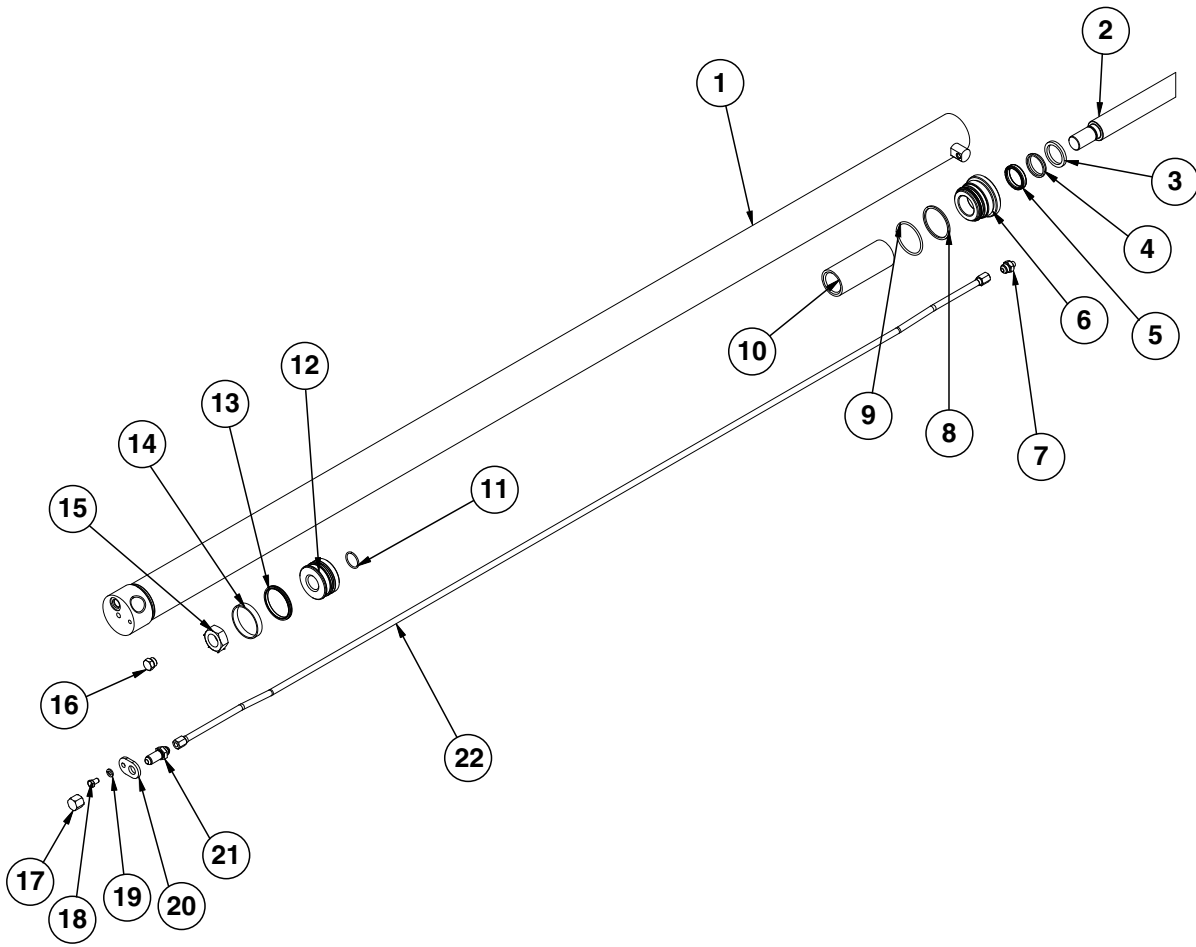
ITEM	PART NO.	QTY.	DESCRIPTION
1	D13426	1	Barrel (Non-Stock Item)
2	G6408-08 GR1037	2 -	Plug W/O-Ring, 3/4"-16 O-Ring O-Ring
3	GD13173	1	End Cap
4	GD13400	1	Tension Bushing, 1" x 2" Long
5	G11016	1	Lock Nut, 1/2"-20
6	*D12260	2	Back-Up Ring, No. 218
7	*D12204	2	O-Ring, No. 218
8	GD13172	1	Piston
9	*D12276	1	T-Seal, 1 1/2"
10	*D12261	1	O-Ring, No. 014
11	GD13425	1	Rod
12	*D13399	1	Bronze Bushing
13	GD13170	1	Gland
14	*D12259	1	U-Cup
15	*D12258	1	Wiper
16	G10770	1	Internal Retaining Ring, 1 1/16"
17	GD12139	1	Water Cap Seal
A	GA9559	-	Cylinder Complete, 1 1/2" x 2 1/2" (Part Number Stamped On Barrel)
B	GR1598	-	Seal Kit, Includes: (3) O-Rings, (2) BU Rings, (1) Wiper, (1) U-Cup, (1) T-Seal, (1) Bronze Bushing, (1) Seal

\*Part of seal kit, item can not be purchased individually.



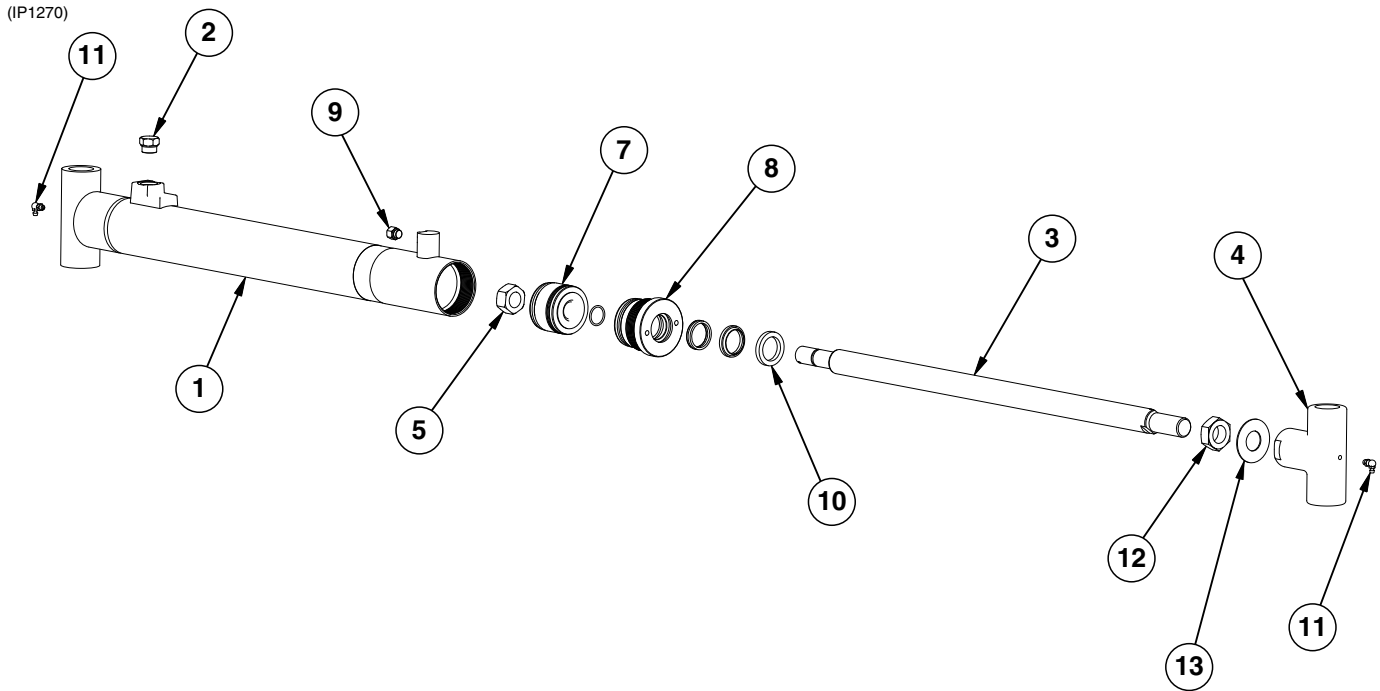
**This page left blank intentionally.**

(IP1032)



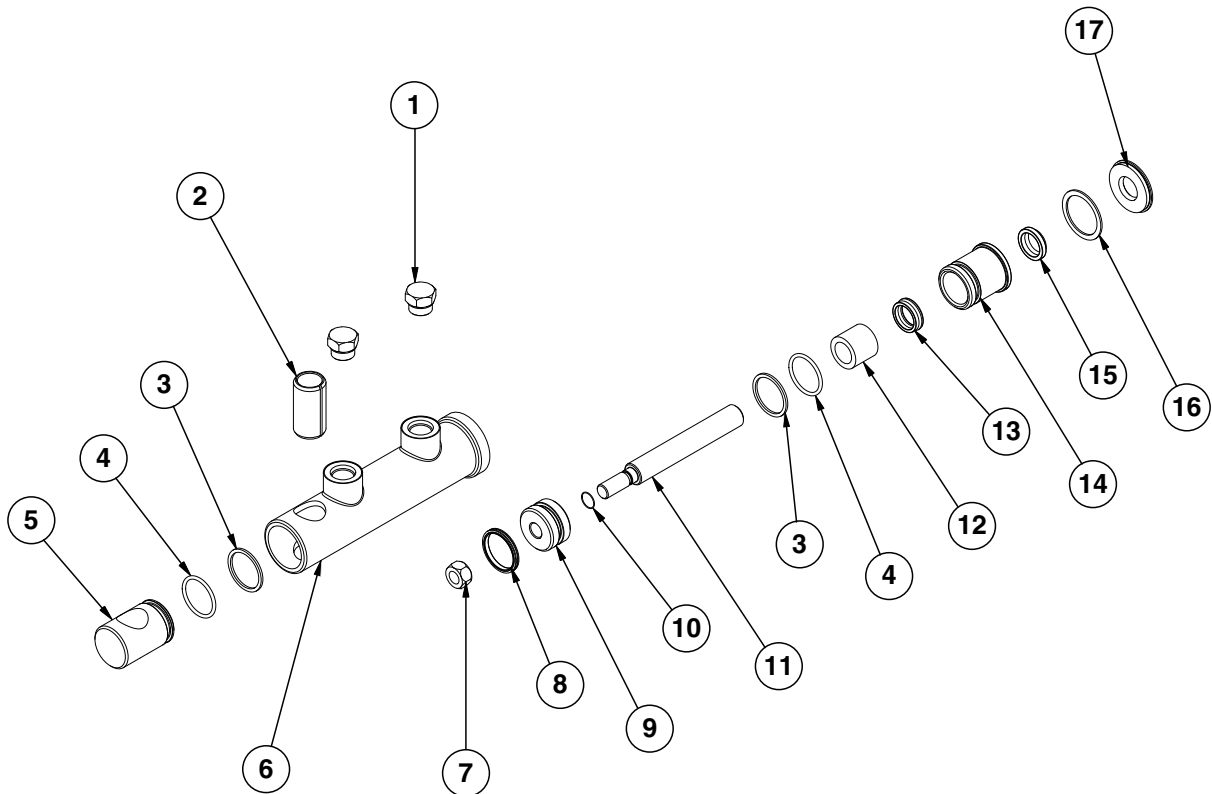
ITEM	PART NO.	QTY.	DESCRIPTION
1	A13937	1	Barrel ( <b>Non-Stock Item</b> ), 12 Row
	A13953	1	Barrel ( <b>Non-Stock Item</b> ), 16 Row
2	GA13935	1	Rod Assembly, 12 Row
	GA8859	1	Rod Assembly, 16 Row
3	GD12104	1	Ring, 1 $\frac{3}{4}$ "
4	*D12200	1	Wiper, 1 $\frac{3}{4}$ "
5	*D12253	1	U-Cup
6	GD11984	1	Gland
7	G6400-08-04	1	Connector W/O-Ring, $\frac{3}{4}$ "-16 Male JIC To $\frac{7}{16}$ "-20 O-Ring
	GR1465	-	O-Ring
8	*D12203	1	Back-Up Ring, No. 334
9	*D12202	1	O-Ring, No. 334
10	GD7147	1	Spacer
11	*D12204	1	O-Ring, No. 218
12	GD11970	1	Piston
13	*D12278	1	T-Seal
14	*D12047	1	Wear Ring
15	GD27237	1	Nylon Lock Nut, 1 $\frac{1}{4}$ "-12, Grade 8
16	G6408-08	1	Plug W/O-Ring, $\frac{3}{4}$ "-16 O-Ring
	GR1037	-	O-Ring
17	G304-C-8	1	Cap Nut, $\frac{3}{4}$ -16
18	G10328	1	Hex Head Cap Screw, $\frac{3}{8}$ "-16 x $\frac{5}{8}$ "
19	G10229	1	Lock Washer, $\frac{3}{8}$ "
20	GD12597	1	Bracket
21	G2700-08	1	Bulkhead Tube Union, $\frac{3}{4}$ "-16 Male JIC
22	GA13939	1	Hydraulic Tube Assembly, 62 $\frac{7}{8}$ ", 12 Row
	GA8979	1	Hydraulic Tube Assembly, 92 $\frac{1}{16}$ ", 16 Row
A	GA13938	-	Cylinder Complete, 3" x 54" (Part Number Stamped On Barrel), 12 Row
	GA13954	-	Cylinder Complete, 3" x 84" (Part Number Stamped On Barrel), 16 Row
B	GR1519	-	Seal Kit, Includes: (2) O-Rings, (1) BU Ring, (1) Wiper, (1) U-Cup, (1) T-Seal, (1) Wear Ring

\*Part of seal kit, item can not be purchased individually.



ITEM	PART NO.	QTY.	DESCRIPTION
1	A14631	1	Barrel (Non-Stock Item)
2	G6408-08 GR1037	1	Plug W/O-Ring, 3/4"-16 O-Ring O-Ring
3	GD14529	1	Rod
4	GD14308	1	Threaded Sleeve End
5	GD27234	1	Nylon Lock Nut, 7/8"-14, Grade 8
6	---	-	---
7	GD18526	1	Hydraulic Piston
8	GD10207	1	Gland
9	G6408-04 GR1465	1	Plug W/O-Ring, 7/16"-20 O-Ring O-Ring
10	GD12102	1	Ring, 1 1/4"
11	G10779	2	Grease Fitting, 90°, 1/4"-28
12	G10324	1	Hex Jam Nut, 1"-14, Grade 2
13	GD23002	1	Locking Devise
A	GA14632	-	Cylinder Complete, 2 1/2" x 20" (Part Number Stamped On Barrel)
B	GR1925	1	Seal Kit, Includes: (2) O-Rings, (1) Back-Up Ring, (1) U-Cup, (1) Wiper, (1) Piston Ring, (1) T-Seal

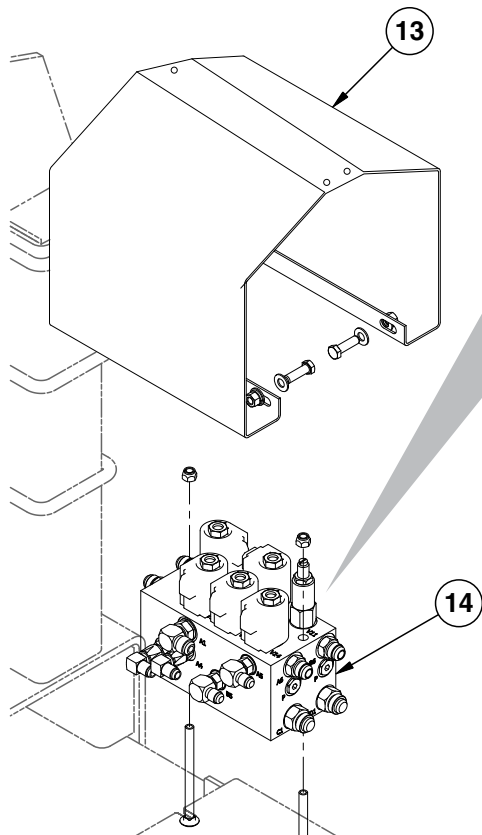
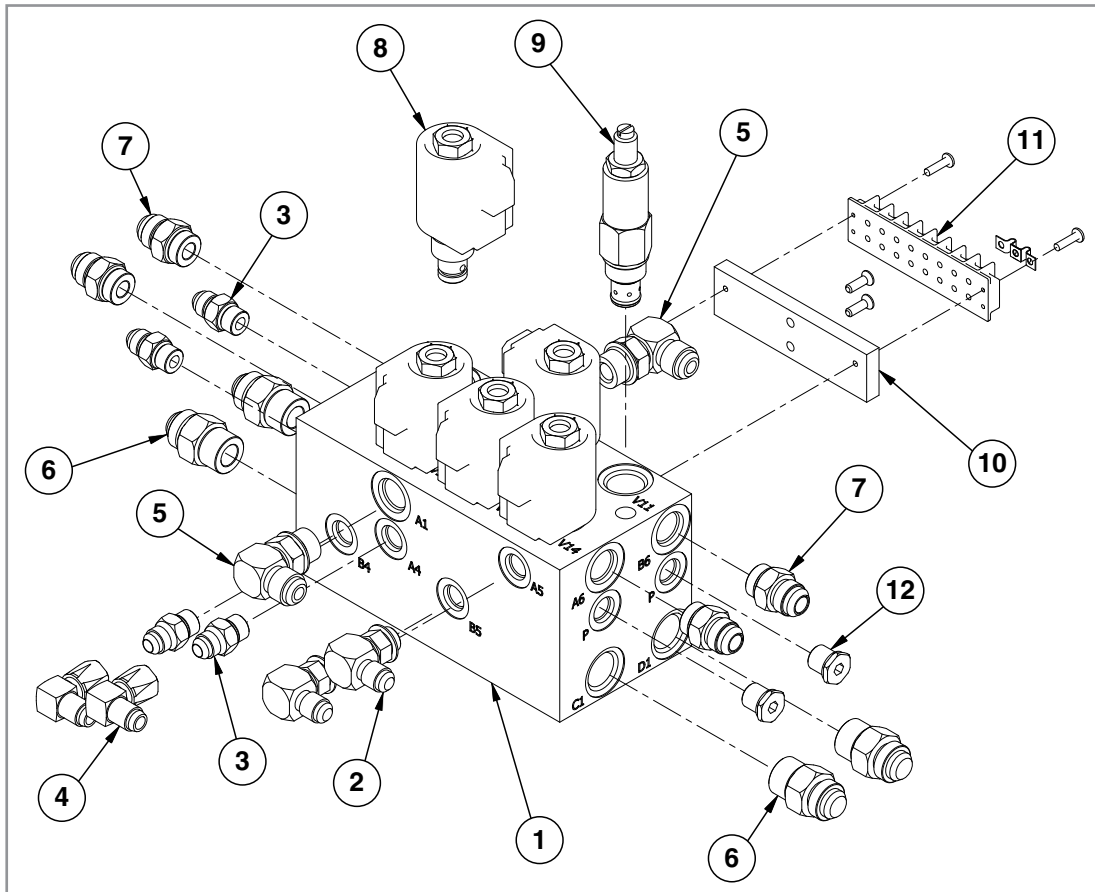
(IP1029)



ITEM	PART NO.	QTY.	DESCRIPTION
1	G6408-08 GR1037	2 -	Plug W/O-Ring, 3/4"-16 O-Ring O-Ring
2	GD13400	1	Tension Bushing, 1" x 2" Long
3	*D12260	2	Back-Up Ring, No. 218
4	*D12204	2	O-Ring, No. 218
5	GD13173	1	End Cap
6	D13169	1	Barrel (Non-Stock Item)
7	GD27232	1	Nylon Lock Nut, 1/2"-20, Grade 8
8	*D12276	1	T-Seal, 1 1/2"
9	GD13172	1	Piston
10	*D12261	1	O-Ring, No. 014
11	GD13171	1	Rod
12	*D13399	1	Bronze Bushing
13	*D12259	1	U-Cup
14	GD13170	1	Gland
15	*D12258	1	Wiper
16	G10770	1	Internal Retaining Ring, 1 1/16"
17	GD12139	1	Water Cap Seal
A	GA9205	-	Cylinder Complete, 1 1/2" x 2 1/2" (Part Number Stamped On Barrel)
B	GR1598	-	Seal Kit, Includes: (2) O-Rings, (1) Back-Up Ring, (1) U-Cup, (1) Wiper, (2) Seals, (1) Bronze Bushing

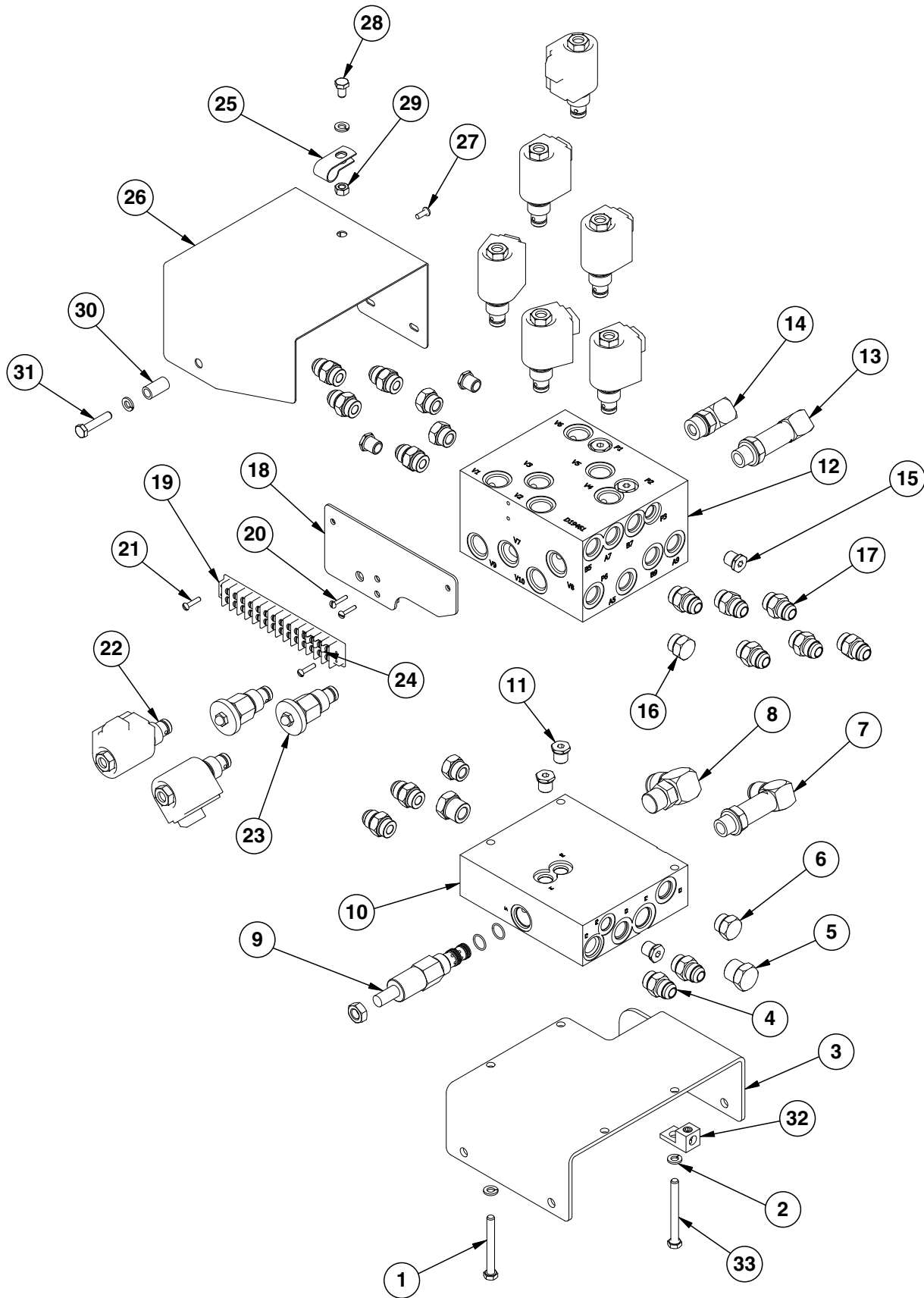
\*Part of seal kit, item can not be purchased individually.

(IP1110/IP1111)



ITEM	PART NO.	QTY.	DESCRIPTION
1	GD9905	1	Block
2	G6801-06 GR1045	2 -	Elbow W/O-Ring, 90°, 1/16"-18 Male JIC To O-Ring O-Ring
3	G6400-06 GR1045	4 -	Connector W/O-Ring, 1/16"-18 Male JIC To O-Ring O-Ring
4	G6500-06	2	Swivel Elbow, 90°, 1/16"-18 Male JIC To Female
5	G6801-08 GR1037	2 -	Elbow W/O-Ring, 90°, 3/4"-16 Male JIC To O-Ring O-Ring
6	G6400-10 GR1466	4 -	Connector W/O-Ring, 7/8"-14 Male JIC To O-Ring O-Ring
7	G6400-08 GR1037	4 -	Connector W/O-Ring, 3/4"-16 Male JIC To O-Ring O-Ring
8	---	-	<a href="#">See "Solenoid Valve" on page P186</a>
9	GA3407	-	Pressure Relief Valve, 1000 PSI
10	GD12818 G11068	1 2	Terminal Strip Mount Phillips Flat Head Machine Screw, No. 10-24 x 5/8", Stainless Steel
11	GA9098 GD13310 G11065	1 2 2	Terminal Strip W/Screws, No. 6, 8 Terminal Jumper, 7/16" Phillips Pan Head Machine Screw, No. 8-32 x 5/8", Stainless Steel
12	G6408-H06-0 GR1045	2 -	Hex Socket Head Plug W/O-Ring, 1/16"-18 O-Ring
13	GD22691 G10004 G11387 G10229 G10101	1 4 8 4 4	Manifold Block Cover Hex Head Cap Screw, 3/8"-16 x 1 1/4" Flat Washer, 3/8" SAE Lock Washer, 3/8" Hex Nut, 3/8"-16
14	GA7023 G11326 G10108	1 2 2	Manifold Block Assembly Carriage Bolt, 3/8"-16 x 5" Lock Nut, 3/8"-16
A	GR0764	-	Pressure Relief Valve Seal Kit, Includes: (2) O-Rings, (1) BU Ring

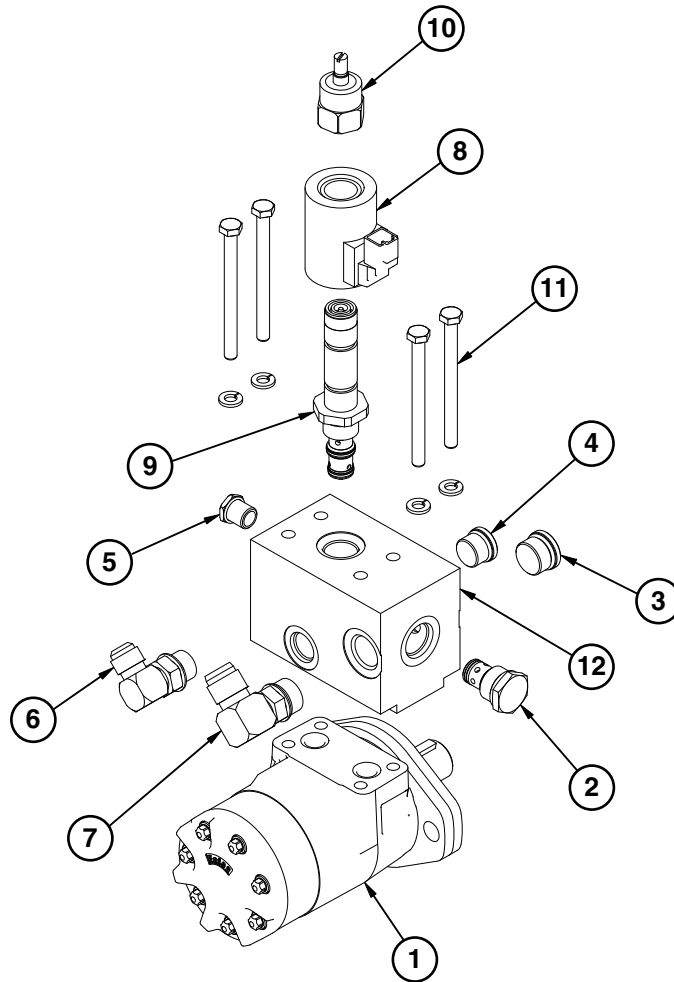
(IP1043a)





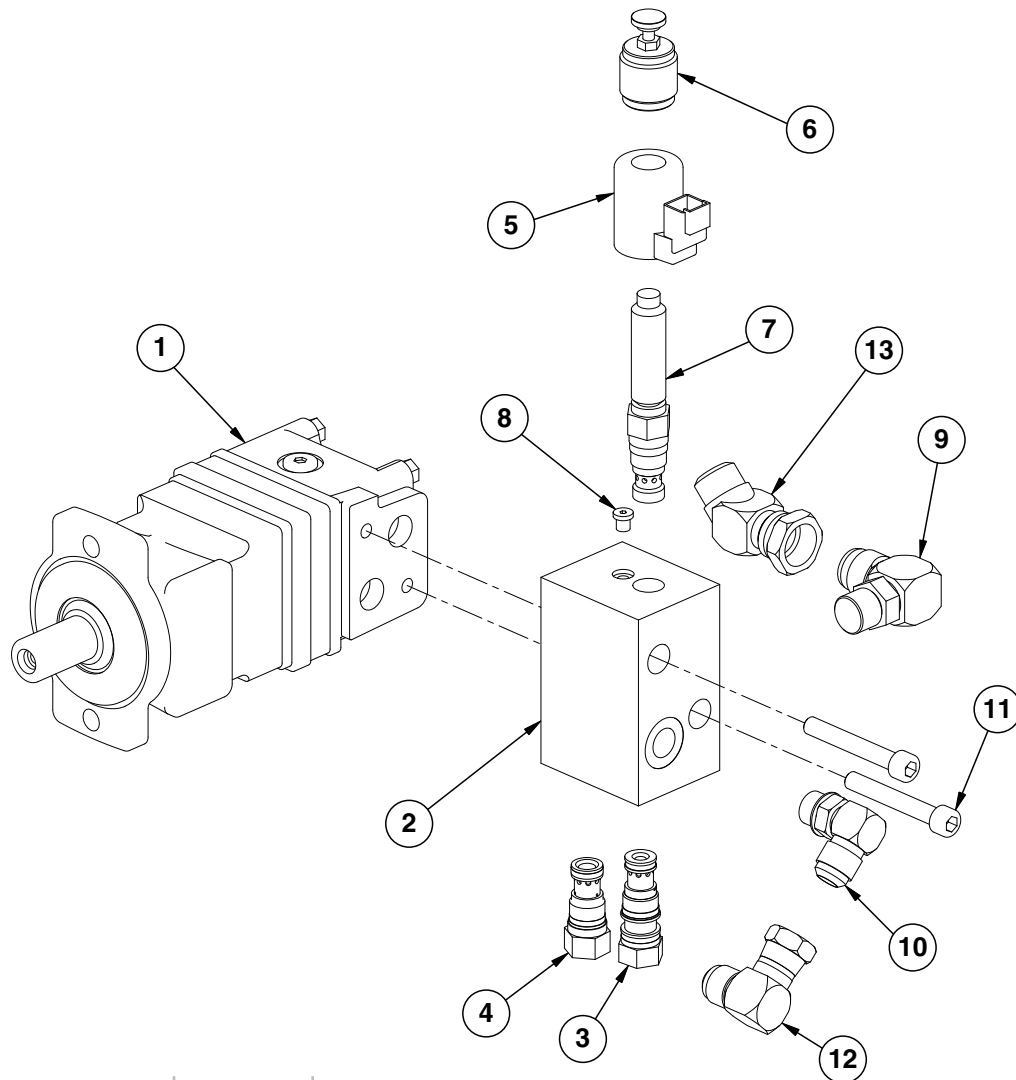
ITEM	PART NO.	QTY.	DESCRIPTION
1	G10583	2	Hex Head Cap Screw, 5/16"-18 x 2 3/4"
2	G10232	5	Lock Washer, 5/16"
3	GD18787	1	Rear Hydraulic Block Mount
4	G6400-08 GR1037	4 -	Connector W/O-Ring, 3/4"-16 Male JIC To O-Ring O-Ring
5	G6408-10 GR1466	2 -	Plug W/O-Ring, 7/8"-14 O-Ring O-Ring
6	G6408-08 GR1037	2 -	Plug W/O-Ring, 3/4"-16 Male JIC To O-Ring O-Ring
7	G6801-LL-10 GR1466	1 -	X-Long Elbow W/O-Ring, 90°, 7/8"-14 Male JIC To O-Ring O-Ring
8	G6801-12-10 GR1466	1 -	Elbow W/O-Ring, 90°. 1 1/16"-12 Male JIC To 7/8"-14 O-Ring O-Ring
9	GA13034	1	Reducing Valve/Pressure Relief
10	GD18509	1	Wing Down/Seed Rate Block
11	G6408-H06-0	3	Hex Socket Head Plug W/O-Ring, 5/16"-18
12	GD19461	1	Block
13	G6801-LL-10 GR1466	1 -	X-Long Elbow W/O-Ring, 90°, 7/8"-14 Male JIC To O-Ring O-Ring
14	G6801-10 GR1466	1 -	Elbow W/O-Ring, 90°, 7/8"-14 Male JIC To O-Ring O-Ring
15	G6408-H06-0	5	Hex Socket Head Plug W/O-Ring, 5/16"-18
16	G6408-08 GR1037	3 -	Plug W/O-Ring, 3/4"-16 O-Ring O-Ring
17	G6400-08 GR1037	10 -	Plug W/O-Ring, 3/4"-16 O-Ring O-Ring
18	GA13741	1	Terminal Strip Mount
19	GA9097	1	Terminal Strip W/Screws, No. 6, 14 Terminal
20	G11066	2	Phillips Pan Head Machine Screw, No. 10-24 x 3/4", Stainless Steel
21	G11067	2	Phillips Pan Head Machine Screw, No. 8-32 x 3/4", Stainless Steel
22	GR0763 GR1445 GR0761	8 8 8	Cartridge Coil Special Hex Nut, 1/2"-20
23	GA3413	2	Flow Control Valve
24	GD13310 G10996	3 12	Jumper, 7/16" Fork Terminal
25	GD13348	1	Insulated Clamp, 1 1/16"
26	GD13146	1	Valve Block Cover
27	G10977	2	Phillips Pan Head Machine Screw, No. 10-24 x 1/2", Stainless Steel
28	G10054M	1	Hex Head Cap Screw, 5/16"-18 x 1/2"
29	G10106	1	Hex Nut, 5/16"-18
30	GD8066-02	1	Sleeve, 1" Long
31	G10133	1	Hex Head Cap Screw, 5/16"-18 x 1 1/2"
32	GA3584	1	Ground Clamp
33	G10755	1	Hex Head Cap Screw, 5/16"-18 x 3"
A	GR2043	-	Seal Kit (Reducing Valve/Pressure Relief)

(IP1008)



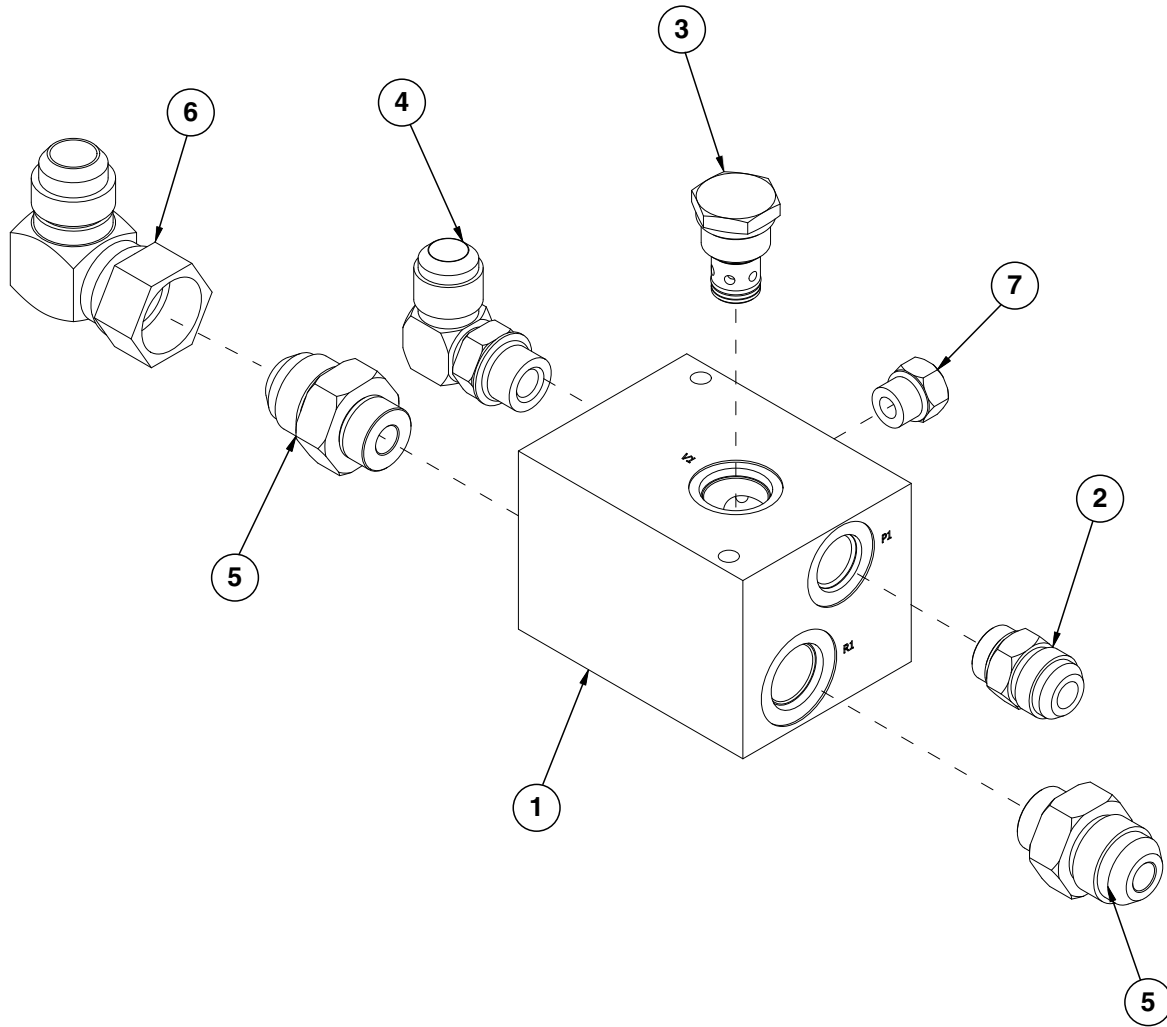
ITEM	PART NO.	QTY.	DESCRIPTION
1	GA13633 GD18811	1 -	Hydraulic Motor O-Ring, No. 112
2	GA4293	1	Check Valve
3	G6408-H10-0	1	Hex Socket Head Plug W/O-Ring, 7/8"-14 O-Ring
4	G6408-H08-0	1	Hex Socket Head Plug W/O-Ring, 3/4"-16
5	G6408-H06-0	1	Hex Socket Head Plug W/O-Ring, 5/16"-18
6	G6801-08	1	Elbow W/O-Ring, 90°, 3/4"-16 Male JIC To O-Ring
7	G6801-10 GR1466	1 -	Elbow W/O-Ring, 90°, 7/8"-14 Male JIC To O-Ring O-Ring
8	GA13079	1	Coil
9	GA13078	1	Proportional Valve
10	GR1846	1	Manual Override
11	G11309 G10232	4 4	Hex Head Cap Screw, 5/16"-18 x 3 3/4" Lock Washer, 5/16"
12	GD19440	1	Valve Block
A	GA13661	-	Hydraulic Motor Assembly
B	GR1939	-	Seal Kit (Hydraulic Motor)
C	GR2041	-	Seal Kit (Check Valve)

(IP1076)



ITEM	PART NO.	QTY.	DESCRIPTION
1	GA13220	1	Hydraulic Motor
	GD18811	2	O-Ring
2	GD18672	1	Valve Block
3	GA13224	1	Pressure Comp Valve
4	GA13223	1	Check Valve
5	GA13222	1	Coil
6	GR1847	1	Manual Override
7	GA13221	1	Proportional Valve
8	G6408-H02-0	1	O-Ring Plug
9	G6801-12-10	1	Elbow W/O-Ring, 90°, 1 <sup>1</sup> / <sub>16</sub> "-12 Male JIC To 7 <sup>8</sup> / <sub>16</sub> "-14 O-Ring
	GR1466	-	O-Ring
10	G6801-10-08	1	Elbow W/O-Ring, 90°, 7 <sup>8</sup> / <sub>16</sub> "-14 Male JIC To 3 <sup>4</sup> / <sub>16</sub> "-16 O-Ring
	GR1037	-	O-Ring
11	G11258	2	Hex Socket Head Cap Screw, M10-1.5 x 2.75"
12	G6500-10	1	Swivel Elbow, 90°, 7 <sup>8</sup> / <sub>16</sub> "-14 Male JIC To Female
13	G6502-12	1	Swivel Elbow, 45°, 1 <sup>1</sup> / <sub>16</sub> "-12 Male JIC To Female
A	GA12667	-	Hydraulic Motor Assembly
B	GR1945	-	Seal Kit (Hydraulic Motor)

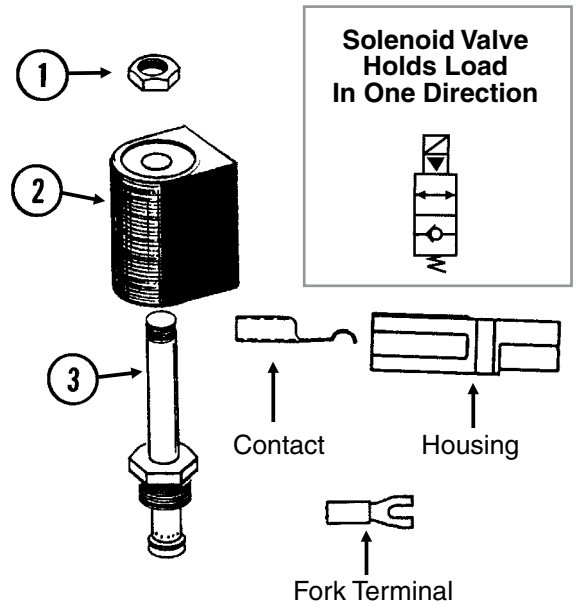
(IP1094)



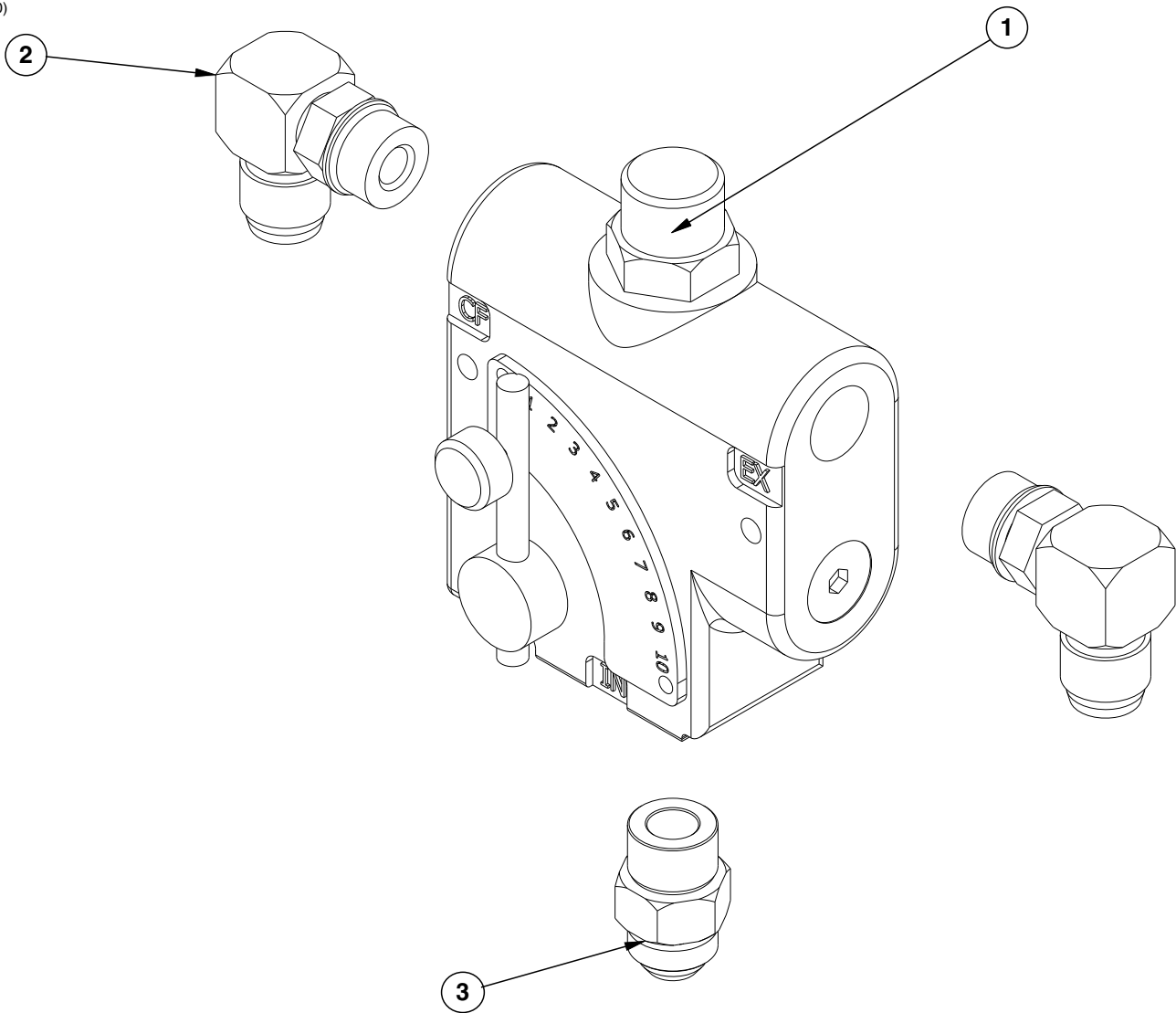
ITEM	PART NO.	QTY.	DESCRIPTION
1	GD19123	1	Block
2	G6400-10-08 GR1037	1 -	Connector W/O-Ring, 7/8"-14 Male JIC To 3/4"-16 O-Ring O-Ring
3	GA4293	1	Check Valve
4	G6801-10-08 GR1037	1 -	Elbow W/O-Ring, 90°, 7/8"-14 Male JIC To 3/4"-16 O-Ring O-Ring
5	G6400-12-10	2	Connector W/O-Ring, 1 1/16"-12 Male JIC To 7/8"-14 O-Ring
6	G6500-12	1	Swivel Elbow, 90°, 1 1/16"-12 Male JIC To Female
7	G6408-06 GR1045	1 -	Plug W/O-Ring, 9/16"-18 O-Ring O-Ring
A	GR2041	-	Seal Kit (Check Valve)

VVB019(TWL27c/TWL18/PLTR75c/A9481)

ITEM	PART NO.	QTY.	DESCRIPTION
1	GR0761	1	Special Hex Nut, 1/2"-20
2	G1K274	1	Coil Kit W/Coil, Contacts, Housings And Fork Terminals
	GD9529	2	Housing, Black
	GD9530	2	Contact
	G10996	2	Fork Terminal
3	GR0763	1	Cartridge
A	G1K275	-	Solenoid Valve Kit W/Solenoid Valve, Contacts, Housings And Fork Terminals
	GD9529	2	Housing, Black
	GD9530	2	Contact
	G10996	2	Fork Terminal
B	GR0764	-	Seal Kit, Includes: (2) O-Rings, (1) BU Ring

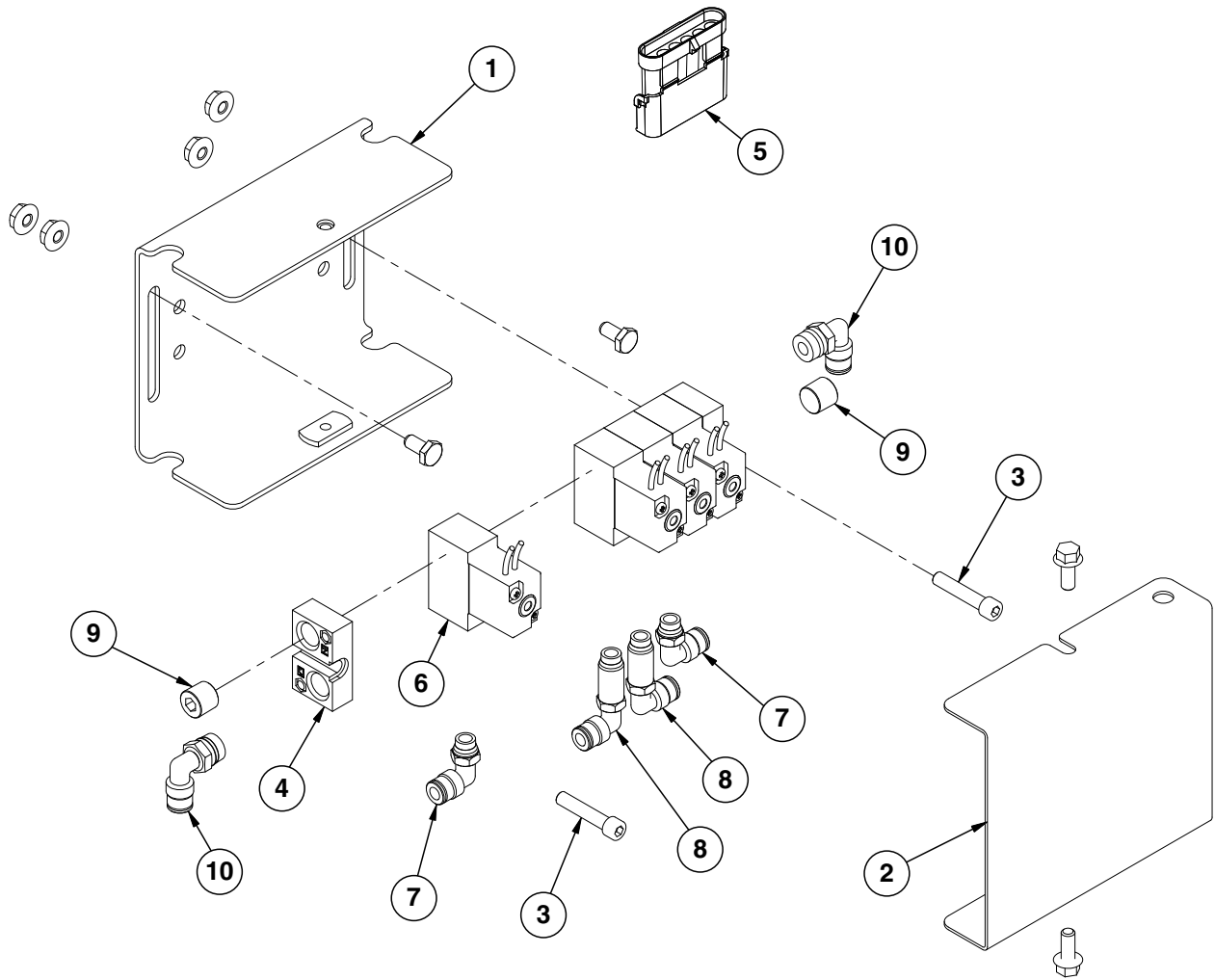


(IP1050)



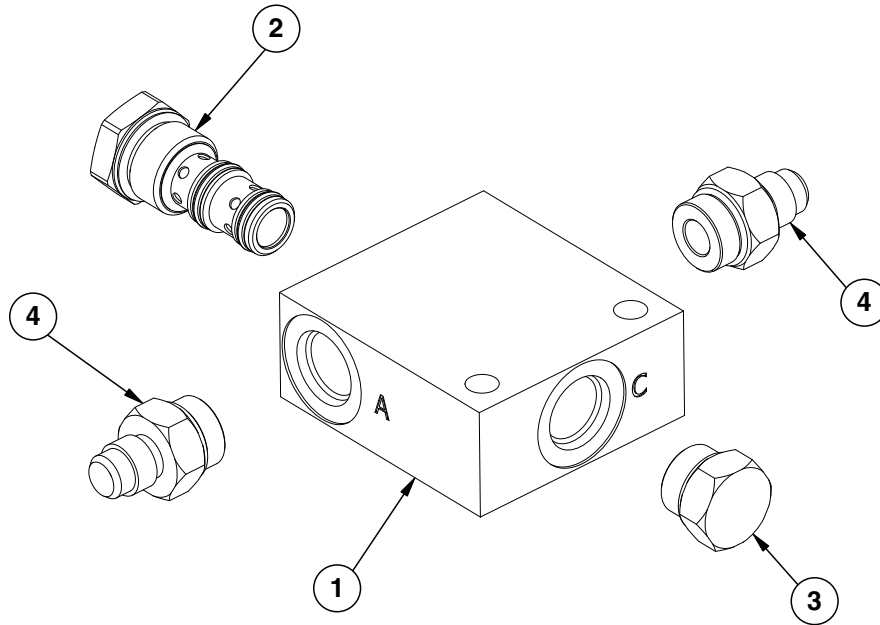
ITEM	PART NO.	QTY.	DESCRIPTION
1	GA10918	1	Flow Control Valve
2	G6801-10	2	Elbow W/O-Ring, 90°, 7/8"-14 Male JIC To O-Ring
3	G6400-10 GR1466	1 -	Connector W/O-Ring, 7/8"-14 Male JIC To O-Ring O-Ring

(IP1075)



ITEM	PART NO.	QTY.	DESCRIPTION
1	GA13574	1	Clutch Valve Bracket
	G10621	4	Serrated Flange Nut, 1/4"-20
	G10022	2	Hex Head Cap Screw, 1/4"-20 x 1/2"
2	GD19190	1	Clutch Valve Cover
	G10960	2	Flanged Whiz Lock Screw, 1/4"-20 x 5/8", No Serration
3	G11276	2	Hex Socket Head Cap Screw, 1/4"-20 X 1 1/4"
4	GR1914	1	Solenoid Valve End Plate Kit
5	GD15687	1	6 Pin Connector
6	GR1913	4	Solenoid Clutch Valve
7	GD19080	2	Elbow, 1/4" x 1/8" NPT Swivel
8	GD19298	2	Elbow, 1/4" Male Swivel Extended
9	GD17156	2	Plug, 1/4" NPT
10	GD17148	2	Male Connector, 1/4"
A	GA13529	1	Clutch Valve Assembly (Items 4-8)

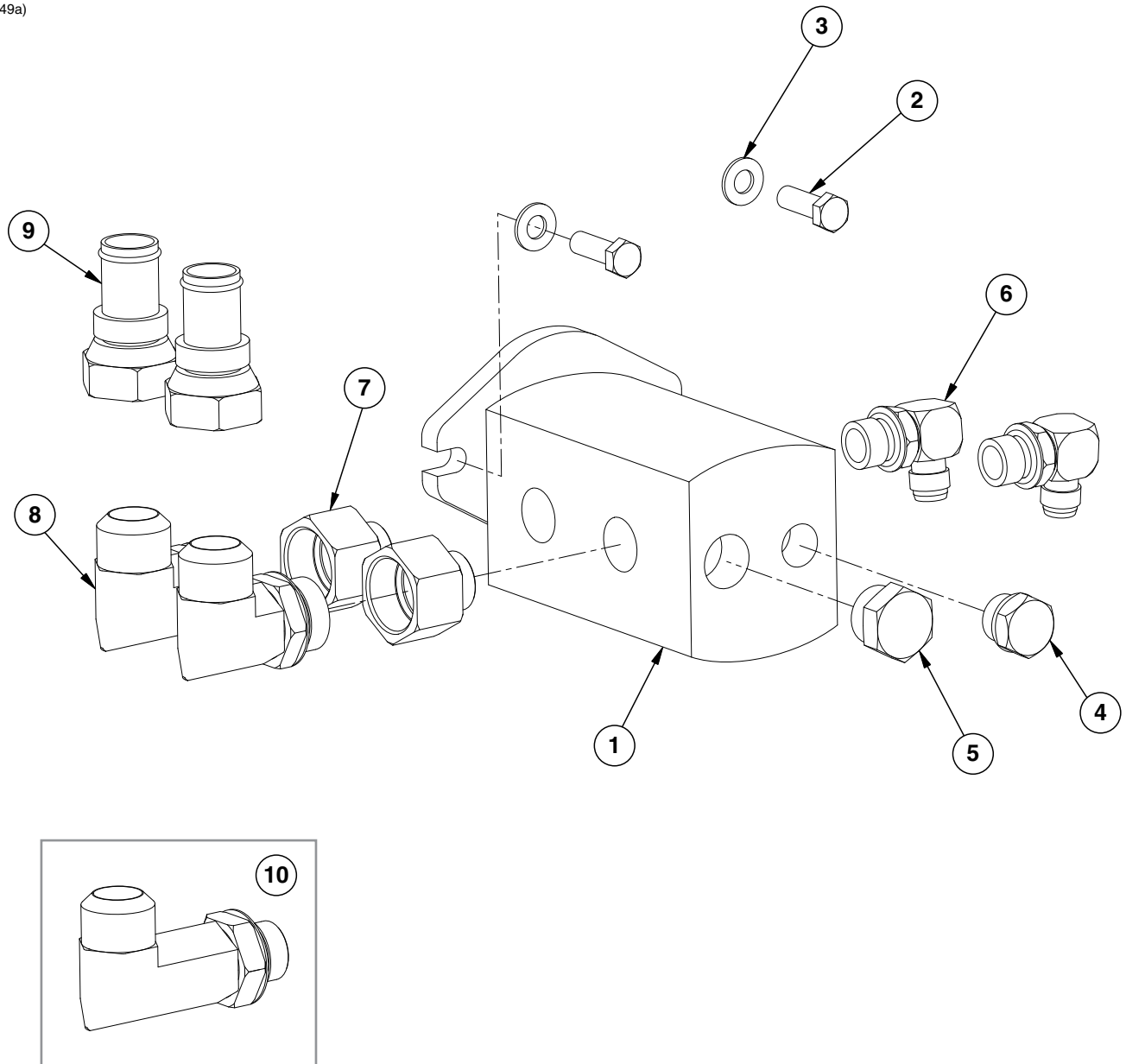
(IP1114)



ITEM	PART NO.	QTY.	DESCRIPTION
1	GD19834	1	Flow Control Block
2	GA13965	1	Bi-Directional Flow Control
3	G6408-08 GR1037	1 -	Plug W/O-Ring, 3/4"-16 O-Ring O-Ring
4	G6400-06-08 GR1037	2 -	Connector W/O-Ring, 9/16"-18 Male JIC To 3/4"-16 O-Ring O-Ring
A	GA13966	-	Hydraulic Flow Control Block Assembly

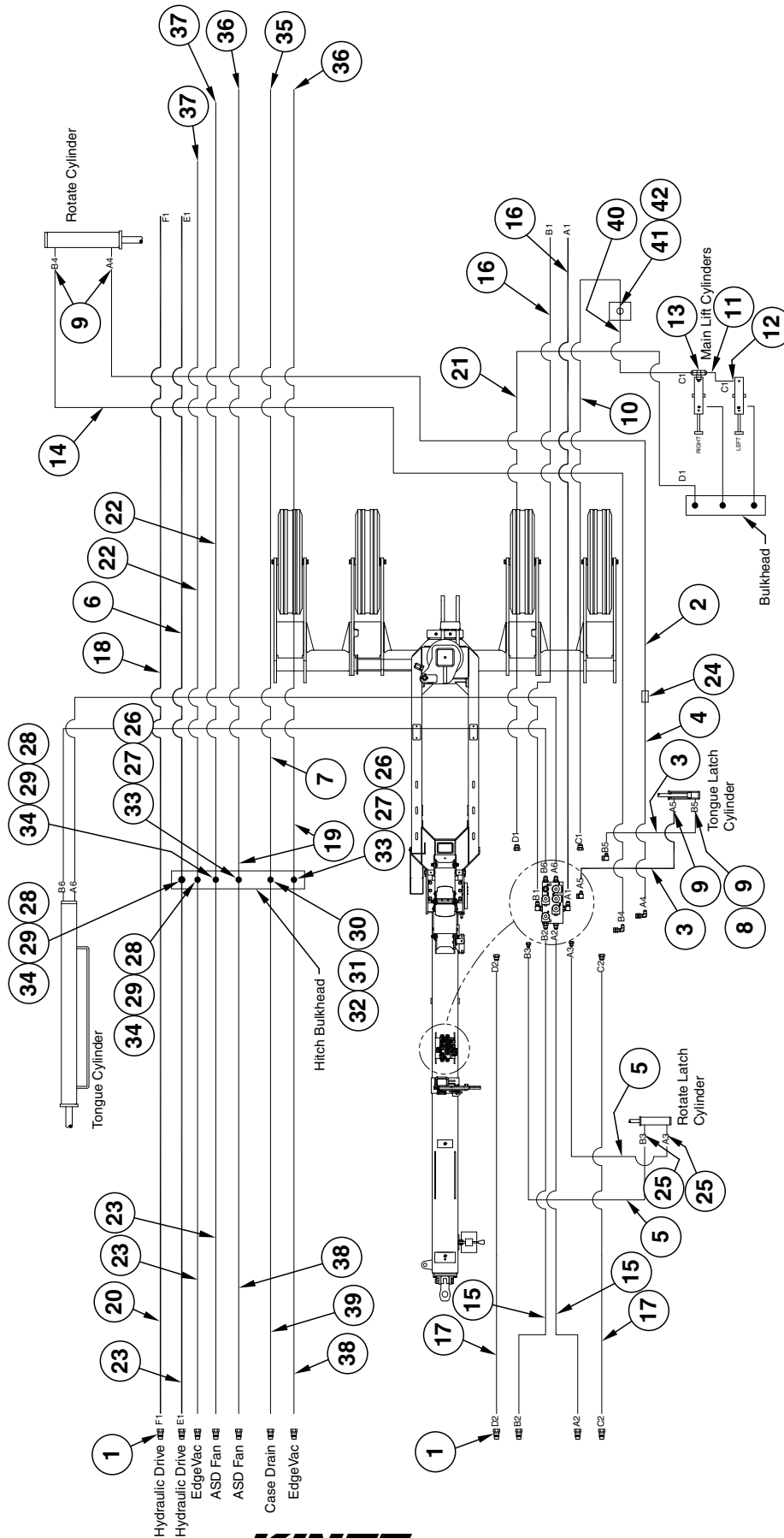
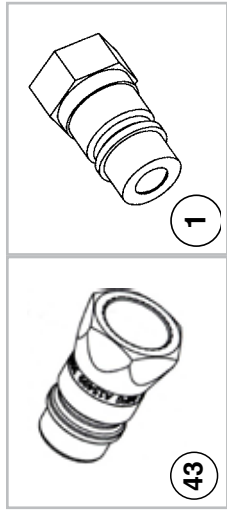


(IP1049a)



ITEM	PART NO.	QTY.	DESCRIPTION
1	GA13490	1	Hydraulic Pump Assembly
2	G10017	2	Hex Head Cap Screw, 1/2"-13 x 1 1/2"
3	G11389	2	Flat Washer, 1/2" SAE
4	G6408-12	1	Plug W/O-Ring, 1 1/16"-12 O-Ring
5	6408-16	1	Plug W/O-Ring, 1 5/16"-12
6	G6801-10-12	2	Elbow W/O-Ring, 90°, 7/8"-14 Male JIC To 1 1/16"-12 O-Ring
7	G6410-16-20	2	Adapter W/O-Ring, 1 5/16"-12 x 1 5/8"
8	G6801-20	2	Elbow W/O-Ring, 90°, 1 5/8"-12 Male JIC To O-Ring
9	GD19493	2	Swivel Hose Barb, 1 5/8"-12 JIC x 1 1/4"
10	G6801-L-20-16	2	Long Elbow W/O-Ring, 90°, 1 5/8"-12 Male JIC To O-Ring (As Required)

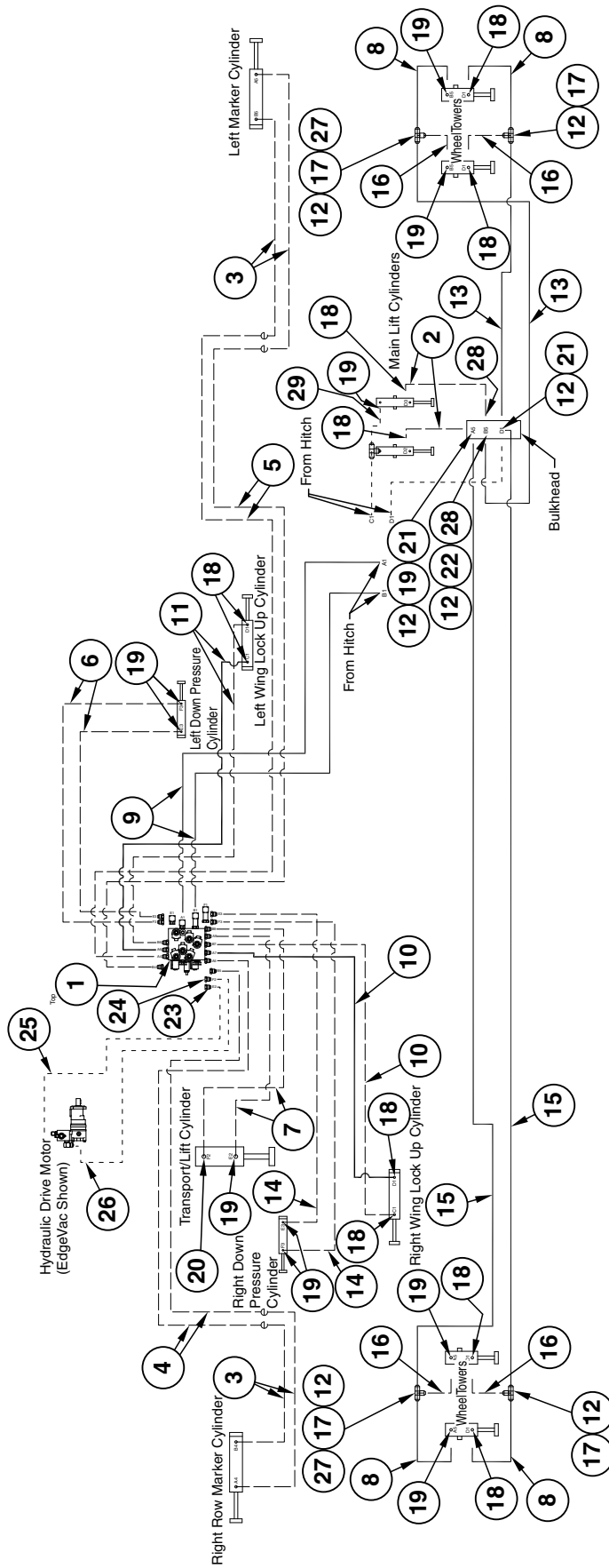
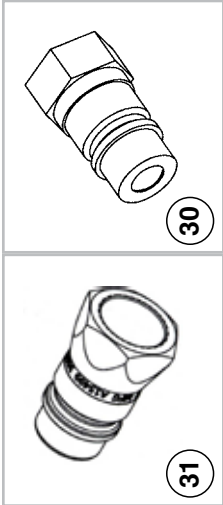
(IP1055bb-1)



ITEM	PART NO.	QTY.	DESCRIPTION
1	GD4086	11	ISO Coupler
2	*A7656	1	Hose Assembly, 1/4" x 200", 16 Row
	*A1107	1	Hose Assembly, 1/4" x 140", 12 Row
3	*A1141	2	Hose Assembly, 1/4" x 62"
4	*A1154	1	Hose Assembly, 1/4" x 72"
5	*A1189	2	Hose Assembly, 1/4" x 36"
6	*A12916	1	Hose Assembly, 3/4" x 210"
7	*A12097	1	Hose Assembly, 3/8" x 246"
8	G6502-06	1	Swivel Elbow, 45°, 9/16"-18 Male JIC To Female
9	G6400-06-08	4	Connector W/O-Ring, 9/16"-18 Male JIC To 3/4"-16 O-Ring
	GR1037	-	O-Ring
10	*A12746	1	Hose Assembly, 1/2" x 256" 16 Row
	*A12747	1	Hose Assembly, 1/2" x 196", 12 Row
11	*A1073	1	Hose Assembly, 3/8" x 18"
12	G6801-08	1	Elbow W/O-Ring, 90°, 3/4"-16 Male JIC To O-Ring
	GR1037	-	O-Ring
13	G6803-08	1	Tee, 3/4"-16 Male NPT To O-Ring
	GR1037	-	O-Ring
14	*A7655	1	Hose Assembly, 1/4" x 274", 16 Row
	*A7653	1	Hose Assembly, 1/4" x 214", 12 Row
15	*A12058	2	Hose Assembly, 3/8" x 154"
16	*A12071	2	Hose Assembly, 3/8" x 356", 16 Row
	*A12078	2	Hose Assembly, 3/8" x 296", 12 Row
17	*A12713	2	Hose Assembly, 1/2" x 154"
18	*A8289	1	Hose Assembly, 1/2" x 234"
19	*A12715	2	Hose Assembly, 1/2" x 242"
20	*A12744	1	Hose Assembly, 1/2" x 286", 16 Row
	*A12741	1	Hose Assembly, 1/2" x 226", 12 Row
21	*A12733	1	Hose Assembly, 1/2" x 370", 16 Row
	*A12743	1	Hose Assembly, 1/2" x 310", 12 Row
22	*A12910	2	Hose Assembly, 3/4" x 242"
23	*A12911	3	Hose Assembly, 3/4" x 346", 16 Row
	*A12922	1	Hose Assembly, 3/4" x 286", 12 Row
24	---	-	<a href="#">See "Hydraulic Flow Control Block" on page P189</a>
25	G6801-06-08	2	Elbow W/O-Ring, 90°, 9/16"-18 Male JIC To 3/4"-16 O-Ring
	GR1037	-	O-Ring
26	G306-10	2	Lock Nut, 7/8"-14
27	G2700-10	2	Bulkhead Tube Union, 7/8"-14 Male JIC
28	G2700-12	3	Bulkhead Tube Union, 1 1/16"-12 Male JIC
29	G306-12	3	Lock Nut, 1 1/16"-12
30	G306-06	1	Lock Nut, 9/16"-18
31	G2700-06-06	1	Bulkhead Tube Union, 9/16"-18 Male JIC
32	G304-C-06	1	Cap Nut, 9/16"-18
33	G304-C-10	2	Cap Nut, 7/8"-14
34	G304-C-12	3	Cap Nut, 1 1/16"-12
35	G2408-06	1	Plug, 9/16"-18 JIC
35	G2408-10	2	Plug, 7/8"-14 JIC
37	G2408-12	2	Plug, 1 1/16"-12 JIC
38	*A12738	2	Hose Assembly, 1/2" x 346"
39	*A12098	1	Hose Assembly, 3/8" x 286", 12 Row
	*A12099	1	Hose Assembly, 3/8" x 346", 16 Row
40	*A1432	1	Hose Assembly, 1/2" x 33"
41	G2701-08	1	Bulkhead Elbow, 90°, 3/4"-16 Male JIC
42	G306-08	1	Lock Nut, 3/4"-16
43	GA15499	-	Special Pioneer Coupler, Zero Pressure Return
	GD25522	-	Hydraulic Tip Cover

\*Hydraulic hose is not stocked by Kinze Repair Parts, but can be made available on a special order basis. Call for quote.

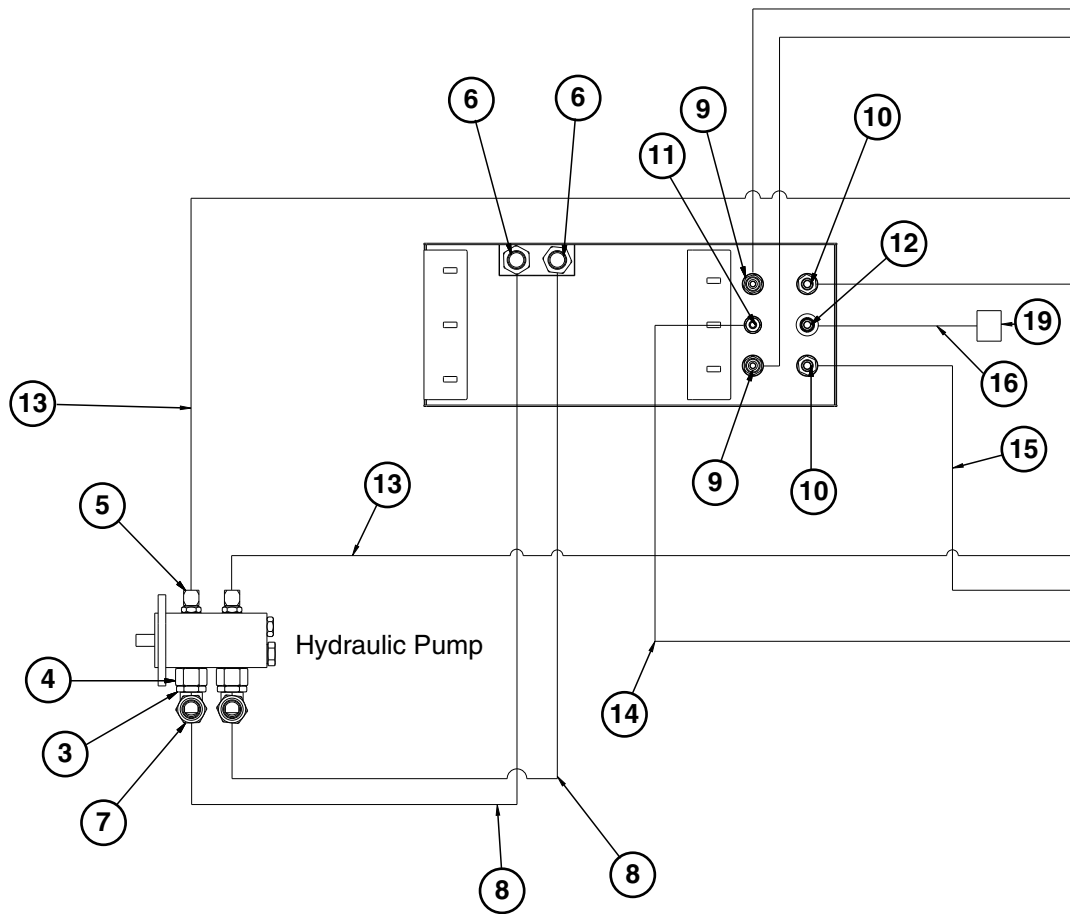
(IP1055aa-1)



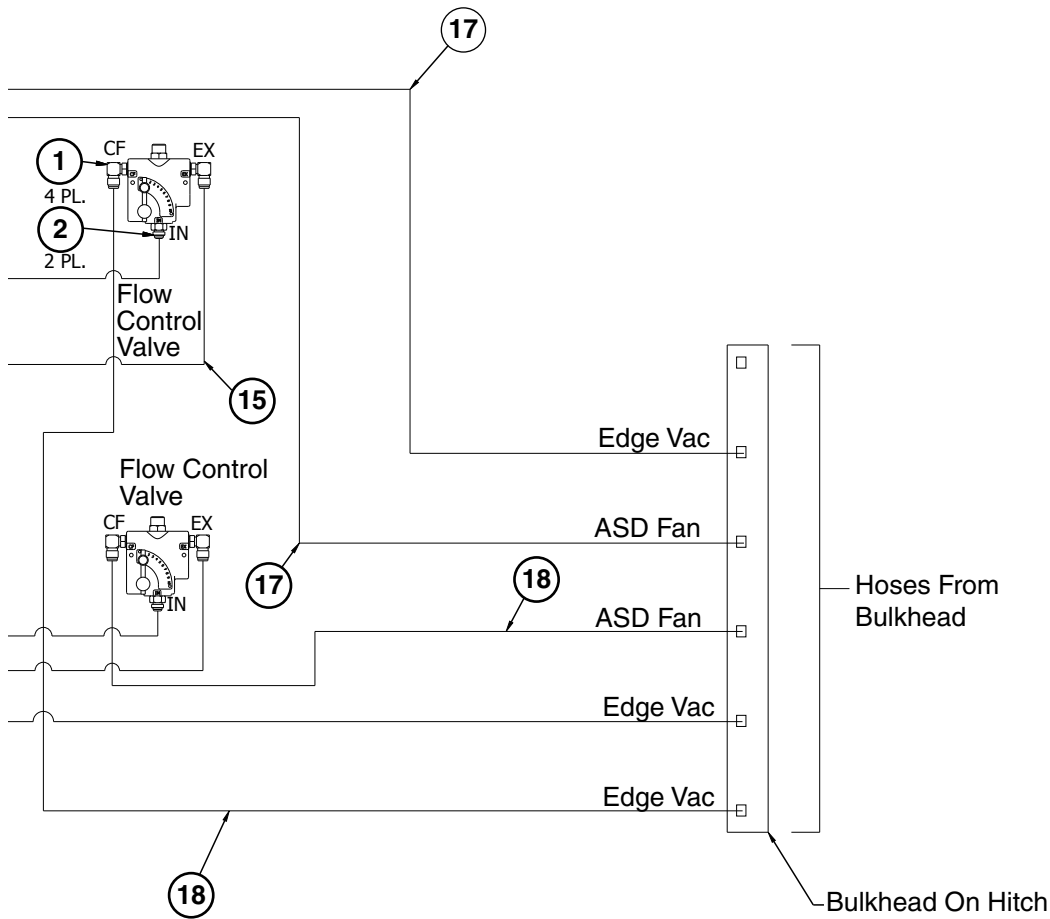
ITEM	PART NO.	QTY.	DESCRIPTION
1	---	-	<a href="#">See "Valve Blocks - Located on Rear Center Frame" on page P181</a>
2	*A1025	2	Hose Assembly, 3/8" x 148"
3	*A12065	4	Hose Assembly, 3/8" x 50"
4	*A1097	2	Hose Assembly, 3/8" x 288", 16 Row
	*A12042	2	Hose Assembly, 3/8" x 228", 12 Row
5	*A3103	2	Hose Assembly, 3/8" x 316", 16 Row
	*A12077	2	Hose Assembly, 3/8" x 256", 12 Row
6	*A3137	2	Hose Assembly, 3/8" x 140"
7	*A3157	2	Hose Assembly, 3/8" x 70"
8	*A3127	4	Hose Assembly, 3/8" x 58"
9	*A12071	2	Hose Assembly, 3/8" x 356"
10	*A12060	2	Hose Assembly, 3/8" x 126"
11	*A12061	2	Hose Assembly, 3/8" x 148"
12	G306-08	7	Lock Nut, 3/4"-16
13	*A1093	2	Hose Assembly, 3/8" x 230"
14	*A1008	2	Hose Assembly, 3/8" x 110"
15	*A12062	2	Hose Assembly, 3/8" x 212"
16	*A1086	4	Hose Assembly, 3/8" x 28"
17	G2704-08	4	Bulkhead Tee, 3/4"-16 JIC
18	G6400-08 GR1037	10 -	Connector W/O-Ring, 3/4"-16 Male JIC To O-Ring O-Ring
19	G6801-08 GR1037	10 -	Elbow W/O-Ring, 90°, 3/4"-16 Male JIC To O-Ring O-Ring
20	G6801-LL-08	1	X-Long Elbow W/O-Ring, 90°, 3/4"-16 Male JIC To O-Ring
21	G2701-08	2	Bulkhead Elbow, 90°, 3/4"-16 Male JIC
22	G2703-08	1	Bulkhead Tee, 3/4"-16 Male JIC
23	G6400-10-08 G6400-08 GR1037	1 1 -	Connector W/O-Ring, 7/8"-14 Male JIC To 3/4"-16 O-Ring (Used W/EdgeVac) Connector W/O-Ring, 3/4"-16 Male JIC To O-Ring (Used W/Mechanical) O-Ring
24	G6400-12-10 G6400-10 GR1466	1 1 -	Connector W/O-Ring, 1 1/16"-12 Male JIC To 7/8"-14 O-Ring (Used W/EdgeVac) Connector W/O-Ring, 7/8"-14 Male JIC To O-Ring (Used W/Mechanical) O-Ring
25	*A1425 *A1022	1 -	Hose Assembly, 1/2" x 60" (Used W/EdgeVac) Hose Assembly, 3/8" x 60" (Used W/Mechanical)
26	*A3363 *A1425	1 -	Hose Assembly, 3/4" x 60" (Used W/EdgeVac) Hose Assembly, 1/2" x 60" (Used W/Mechanical)
27	G6500-08	2	Swivel Elbow, 90°, 3/4"-16 Male JIC To Female
28	G6502-08	2	Swivel Elbow, 45°, 3/4"-16 Male JIC To Female
29	*A1073	1	Hose Assembly, 3/8" x 18"
30	GD4086	11	ISO Coupler
31	GA15499 GD25522	- -	Special Pioneer Coupler, Zero Pressure Return Hydraulic Tip Cover

\* Hydraulic hose is not stocked by Kinze Repair Parts, but can be made available on a special order basis. Call for quote.

(IP1051)



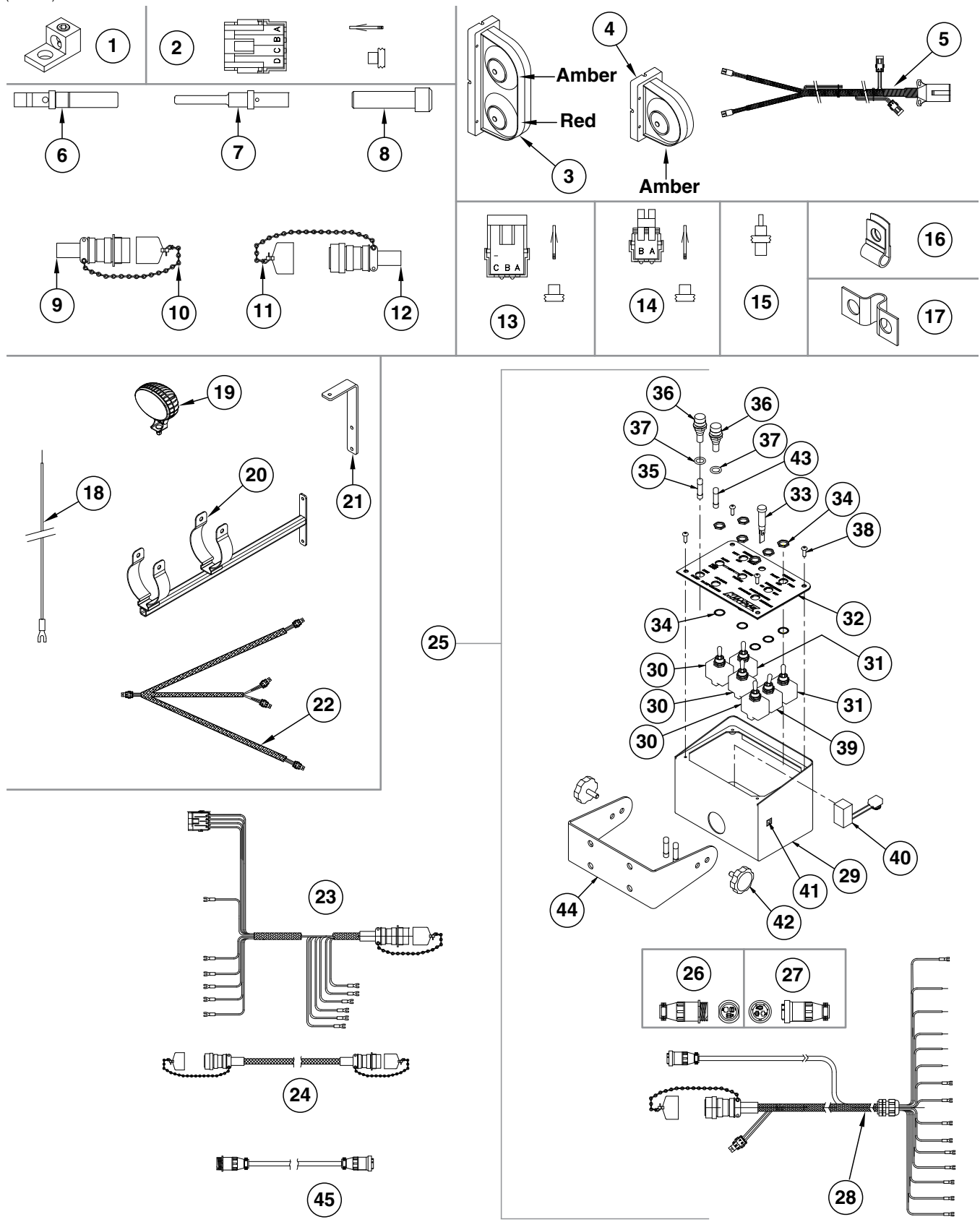
ITEM	PART NO.	QTY.	DESCRIPTION
1	G6801-10 GR1466	4 -	Elbow W/O-Ring, 90°, 7/8"-14 Male JIC To O-Ring O-Ring
2	G6400-10 GR1466	2 -	Connector W/O-Ring, 7/8"-14 Male JIC To O-Ring O-Ring
3	G6801-20	2	Elbow W/O-Ring, 90°, 1 5/8"-12 Male JIC To O-Ring
4	G6410-16-20	2	Adapter W/O-Ring, 1 5/16"-12 x 1 5/8"
5	G6801-10-12	2	Elbow W/O-Ring, 90°, 7/8"-14 Male JIC To 1 1/16"-12 O-Ring
6	GD19492	2	Hose Barb W/O-Ring, 1 5/8"-12 JIC x 1 1/4"
7	GD19493	2	Swivel Hose Barb, 1 5/8"-12 JIC x 1 1/4"
8	GD19498-01	2	Hose, 1 1/4" x 5
9	G6400-12 GR1467	2 -	Connector, W/O-Ring, 1 1/16"-12 Male JIC To O-Ring O-Ring
10	G6400-10-12 GR1467	2 -	Connector W/O-Ring, 7/8"-14 Male JIC To 1 1/16"-12 O-Ring O-Ring



ITEM	PART NO.	QTY.	DESCRIPTION
11	GD18343	2	O-Ring
12	G2404-10-12	1	Adapater, 7/8"-14 x 1/2" NPT
13	*A1424	2	Hose Assembly, 1/2" x 30"
14	*A7652	1	Hose Assembly, 1/4" x 224"
15	*A8262	2	Hose Assembly, 1/2" x 36"
16	*A1459	1	Hose Assembly, 1/2" x 24"
17	GA12912	2	Hose Assembly, 3/4" x 224"
18	GA12727	2	Hose Assembly, 1/2" x 240"
19	G304-C-10	1	Cap Nut, 7/8"-14

\* Hydraulic hose is not stocked by Kinze Repair Parts, but can be made available on a special order basis. Call for quote.

(IP1066a)



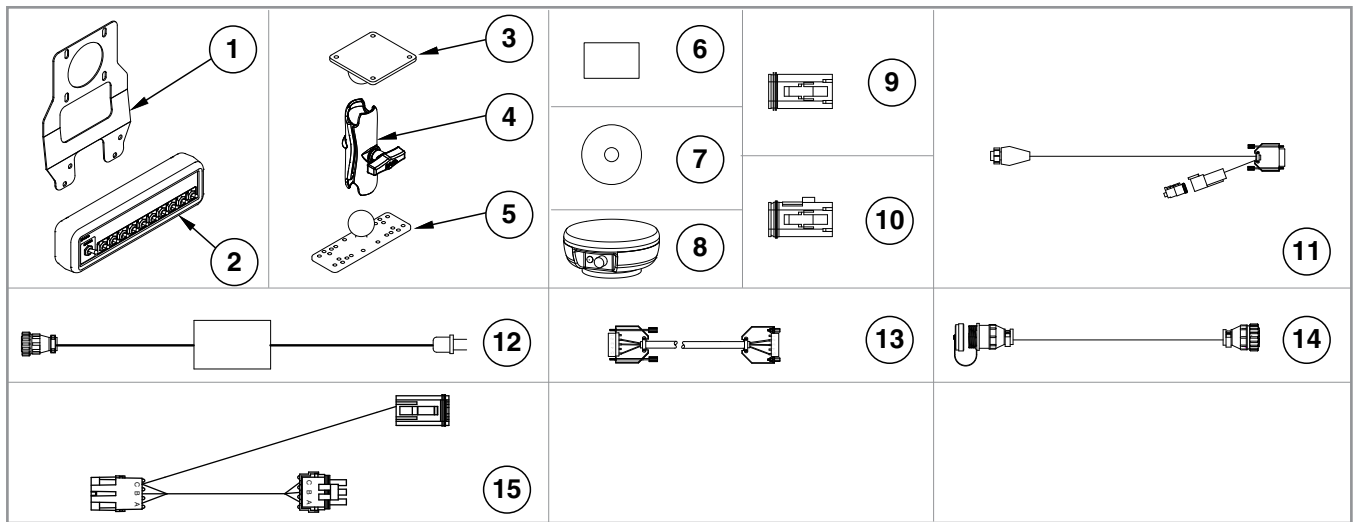


ITEM	PART NO.	QTY.	DESCRIPTION
1	GA3584	-	Ground Clamp
2	GA8328	-	4-Pin Female Connector Kit, Includes: (1) 4-Pin Female Housing, (4) Pin Contacts, (4) Seals
3	GA6699	1	Double Light Assembly
	GA6700	1	Double Light Assembly (Shown)
	GR1956	-	Amber Lens Kit, Includes: (1) Amber Lens, (1) Gasket, and (3) Hex Head Cap Screws
	GR1957	-	Red Lens Kit, Includes: (1) Red Lens, (1) Gasket, and (3) Hex Head Cap Screws
	GR1958	-	Black Cover Kit, Includes: (1) Black Cover, (1) Gasket, and (3) Hex Head Cap Screws
	GR1208	-	Bulb
4	GA6701	1	Single Amber Light Assembly
	GR1956	-	Amber Lens Kit, Includes: (1) Amber Lens, (1) Gasket, and (3) Hex Head Cap Screws
5	GA13037	-	Light Harness, 16 Row
	GA13976	-	Light Harness, 12 Row
6	GD8740	-	Socket Contact, No. 14
7	GD8741	-	Pin Contact, No. 14 (Package of 30)
8	GD8739	-	Sealing Plug, No. 12
9	GA6109	2	Connector W/Cable Clamp, 23 Pin Capacity
10	GA7862	2	Dust Cap W/Chain
11	GA7863	2	Dust Cap W/Chain
12	GA6108	2	Connector W/Cable Clamp, 23 Socket Capacity
13	G1K248	-	3-Pin Female Connector Kit (Black), Includes: (3) 3-Pin Female Housings, (9) Pin Contacts, (9) Seals
14	G1K320	-	2-Pin Male Connector Kit (Black), Includes: (3) 2-Pin Male Housings, (6) Socket Contacts, (6) Seals
15	GD11089	-	Sealing Plug
16	GD6291	-	Insulated Clamp, 3/8"
	GD13348	-	Insulated Clamp, 1 1/16"
	GD22965	-	Insulated Clamp, 1/4"
17	GD13310	1	Jumper, 7/16"
18	GA9481	-	Jumper Wire W/Fork Terminal, 13"
	G10996	-	Fork Terminal
19	GA13752	-	Work Light Assembly
20	GA13750	-	Light Bracket
21	GD19613	-	Light Bracket Mount
22	GA13038	-	Work Light Harness
23	GA16388	1	Planter Harness, 16 Row (2013 Production and on)
	GA17172	-	Planter Harness, 12 Row (2013 Production and on)
	GA13035	-	Planter Harness, 16 Row (Prior to 2013 Production)
	GA13975	-	Planter Harness, 12 Row (Prior to 2013 Production)
24	GA11736	1	Harness Extension W/Dust Caps, 180" (ASD and EdgeVac)
25	G8409X	-	3660 Control Box Bundle
26	G1K267	-	Console Cable Connector Kit, Includes: (1) 3-Pin Connector, (1) Cable Clamp, (3) Male Terminal Pins
27	G1K268	-	Console Cable Connector Kit, Includes: (1) 3-Pin Connector, (1) Cable Clamp, (1) Lock Ring, (3) Female Terminal Pin
28	GA13036	-	Tractor Harness (Prior to 2013 Production)
	GA16389	-	Tractor Harness (2013 Production and on)
29	GA8738	1	Control Box
30	GA14016	3	Switch, 3 Position Toggle, Momentary On-Off-Momentary On
31	GA2528	2	Switch, 3 Position Toggle, On-Off-On
32	GA14011	1	Backlit Front Panel

Continued on the next page.

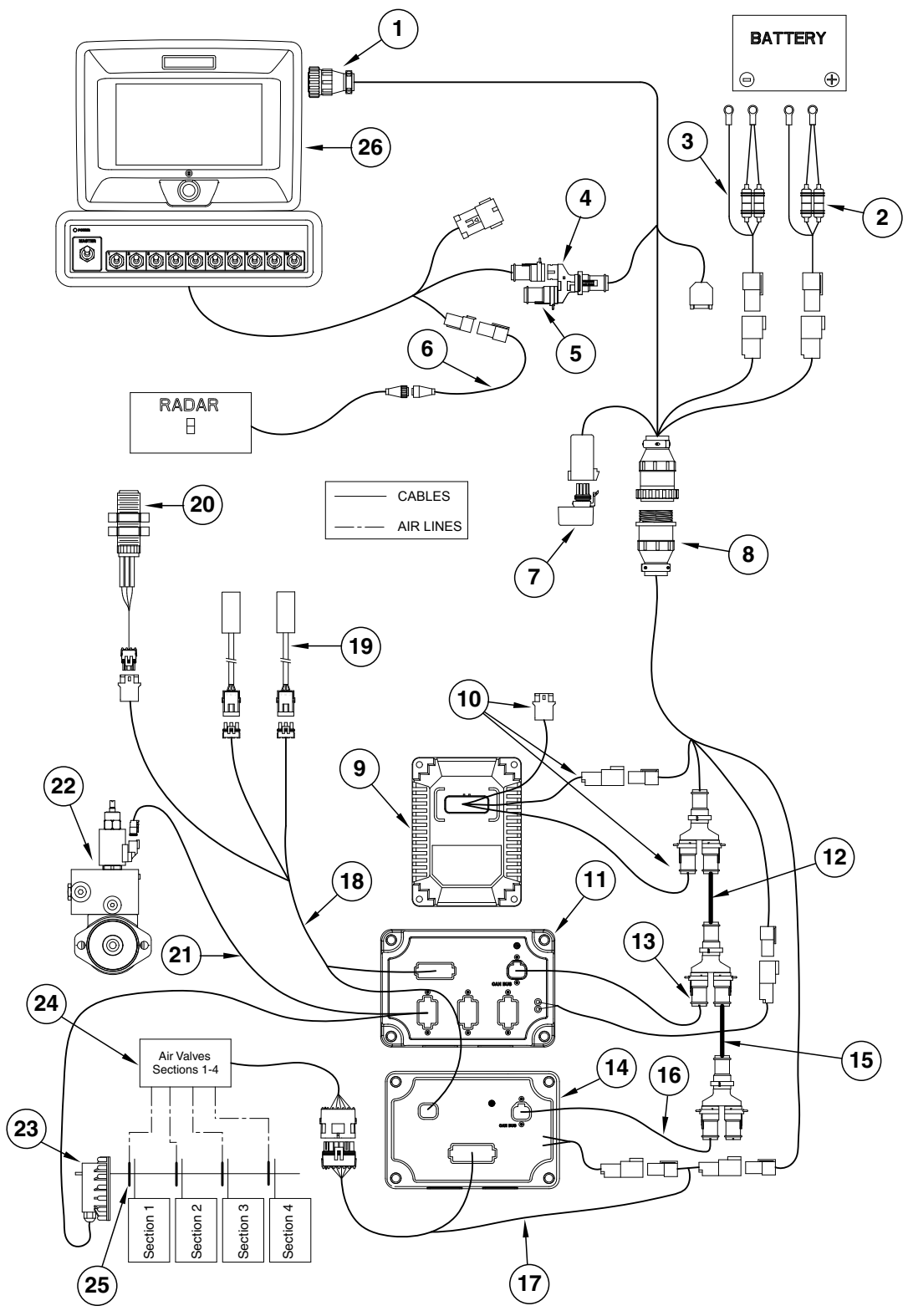
---

ITEM	PART NO.	QTY.	DESCRIPTION
33	GA10206	1	Indicator Light, Green
34	GR1364	6	Internal Tooth Lock Washer, 1 $\frac{1}{2}$ "
	GR1363	6	Hex Face Nut, 1 $\frac{1}{2}$ "-32
35	GD2829	2	Fuse, 15 Amp, Type AGC
36	GA2612	2	Fuse Holder W/Spade, 13 $\frac{3}{60}$ "
37	GD3860	2	O-Ring
38	GR1292	4	Hex Socket Button Head Cap Screw, No. 8-32 x 1 $\frac{1}{2}$ "
39	GA14015	1	Toggle Switch, On-Off
40	GA8731	1	Switch, Push Button W/Transformer
41	GR1290	2	Cage Nut, 1 $\frac{1}{4}$ "-20"
42	GA6975	2	Knob
43	GD18275	2	Fuse, 20 Amp
44	GD9896	1	Mounting Bracket
45	GA13799	-	Power Extension, 10'

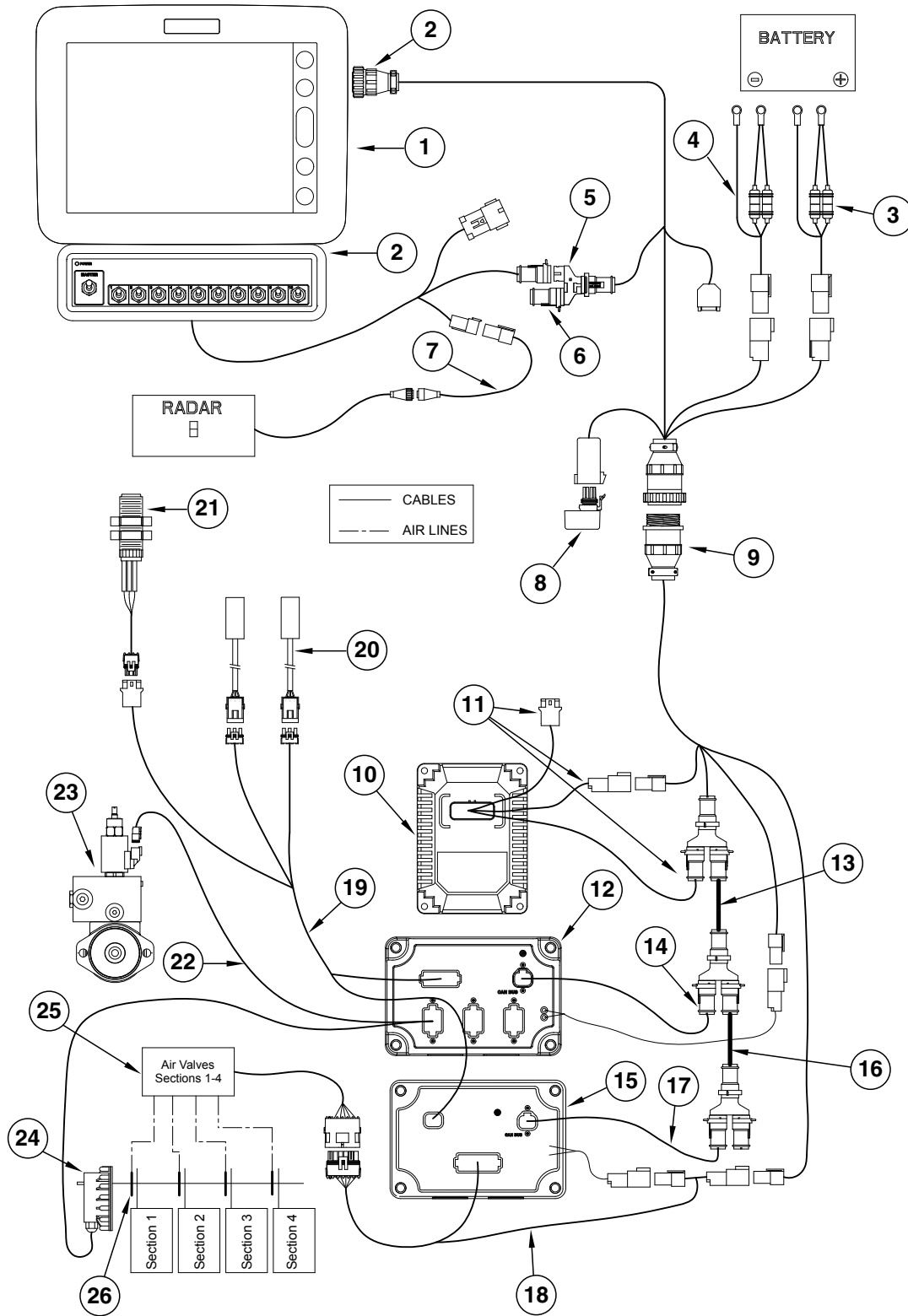


ITEM	PART NO.	QTY.	DESCRIPTION
1	GR1916	1	Switch Box Bracket
2	GA12539	1	Switch Box Module
3	GD18408	1	Ram Vesa Base
4	GA12868	1	Ram Double Socket Arm
5	GD18407	1	Ram Base
6	GA14449	1	Flash Drive (Integra)
	GR1835	1	Flash Card (Cobalt)
7	GR1836	1	SMS CD
8	GA12552	1	GPS Antenna
9	GR1838	1	Dust Plug
10	GR1839	1	Dust Plug
11	GA12553	1	GPS Cable
12	GA12852	1	Power Supply
13	GA12853	1	Null Modem Cable
14	GA13562	1	Cable Extension, 180"
15	GA13572	1	Multi-Product Cable
A	GA14448	-	Ram Mount Hardware Kit

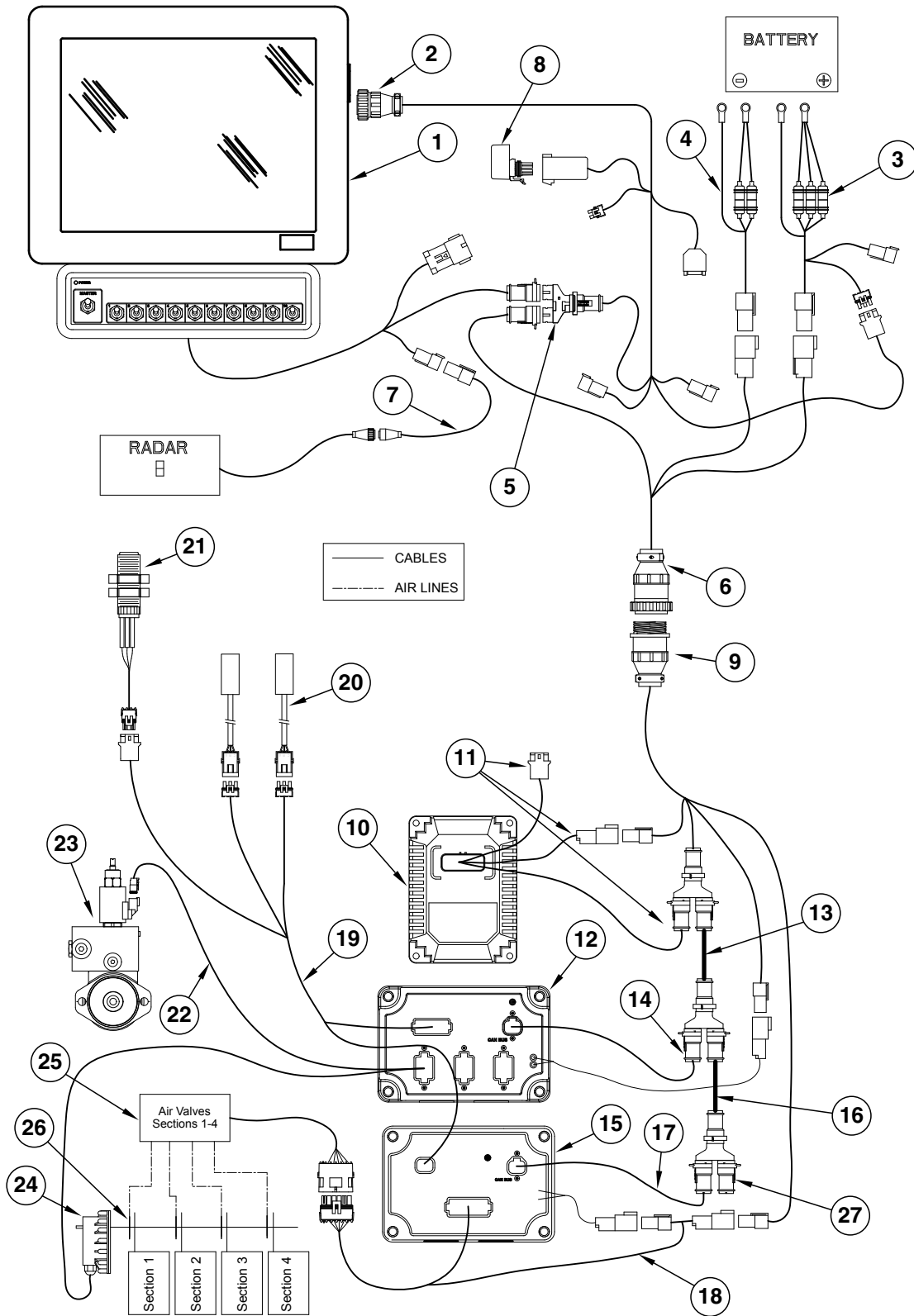
(IP1045)



ITEM	PART NO.	QTY.	DESCRIPTION
1	GA12551	1	Display Cable
2	GA12562	1	Power Cable
3	GA12598	1	Seed Rate Power Cable
4	GD18176	3	Y-Splice Connector
5	GD18177	2	Terminator
6	GA12596	1	Radar Adapter Cable
7	GA12540	1	Power Control Relay
8	GA17544	1	Implement Cable
9	GA12538	1	Planter Monitor Module
10	GA12557	1	Planter Monitor Module Cable
11	GA12564	1	Seed Rate Control Module
12	GA12567	1	Can Extension Cable, 4" (Hydraulic Drive)
13	GA12566	1	Can Stub Cable, 6" (Hydraulic Drive)
14	GA12537	1	Clutch Control Module
15	GA12559	1	Can Extension Cable, 5"
16	GA12558	1	Can Stub Cable, 8"
17	GA12556	1	Seed Command Cable
18	GA16827	1	Implement Switch Extension Cable
19	---	-	<a href="#">See "Parallel Arms, Mounting Support Plate, and Quick Adjustable Down Forces Springs Option" on page P7</a>
20	GA13204	1	Hall Effect Sensor
21	GA13048	1	Seed Rate Cable
22	---	-	<a href="#">See "Valve Block - Located on R.H. Rear Center Frame (Mechanical)" on page P183</a> <a href="#">See "Valve Block - Located on R.H. Rear Center Frame (EdgeVac)" on page P184</a>
23	GA12565	1	Encoder Module
24	---	-	<a href="#">See "Clutch Valve Assembly" on page P188</a>
25	---	-	<a href="#">See "Airline Fittings and Hoses" on page P133</a>
26	GA13554	1	Cobalt Display



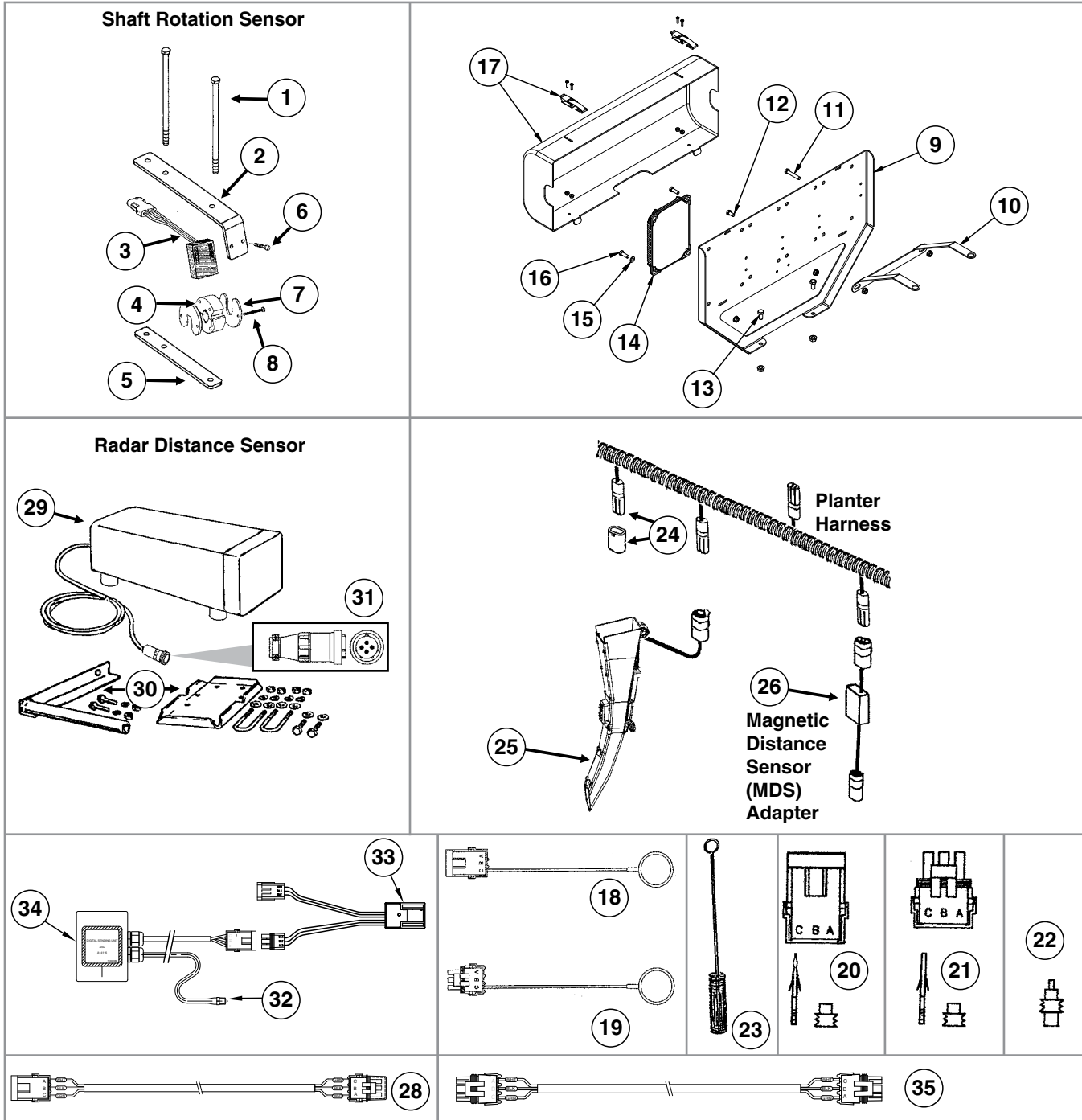
ITEM	PART NO.	QTY.	DESCRIPTION
1	GA12536	1	Vision Loaner (Display Only)
2	GA12551	1	Display Cable
3	GA12562	1	Power Cable
4	GA12598	1	Seed Rate Power Cable
5	GD18176	3	Y-Splice Connector
6	GD18177	2	Terminator
7	GA12596	1	Radar Adapter Cable
8	GA12540	1	Power Control Relay
9	GA17544	1	Implement Cable
10	GA12538	1	Planter Monitor Module
11	GA12557	1	Planter Monitor Module Cable
12	GA12564	1	Seed Rate Control Module
13	GA12567	1	Can Extension Cable, 4" (Hydraulic Drive)
14	GA12566	1	Can Stub Cable, 6" (Hydraulic Drive)
15	GA12537	1	Clutch Control Module
16	GA12559	1	Can Extension Cable, 5"
17	GA12558	1	Can Stub Cable, 8"
18	GA12556	1	Seed Command Cable
19	GA16827	1	Implement Switch Extension Cable
20	---	-	<a href="#">See "Parallel Arms, Mounting Support Plate, and Quick Adjustable Down Forces Springs Option" on page P7</a>
21	GA13204	1	Hall Effect Sensor
22	GA13048	1	Seed Rate Cable
23	---	-	<a href="#">See "Valve Block - Located on R.H. Rear Center Frame (Mechanical)" on page P183</a> <a href="#">See "Valve Block - Located on R.H. Rear Center Frame (EdgeVac)" on page P184</a>
24	GA12565	1	Encoder Module
25	---	-	<a href="#">See "Clutch Valve Assembly" on page P188</a>
26	---	-	<a href="#">See "Airline Fittings and Hoses" on page P133</a>
A	G8266x	-	Vision Display Package (Items 1, 5, 6, 7, and 37)





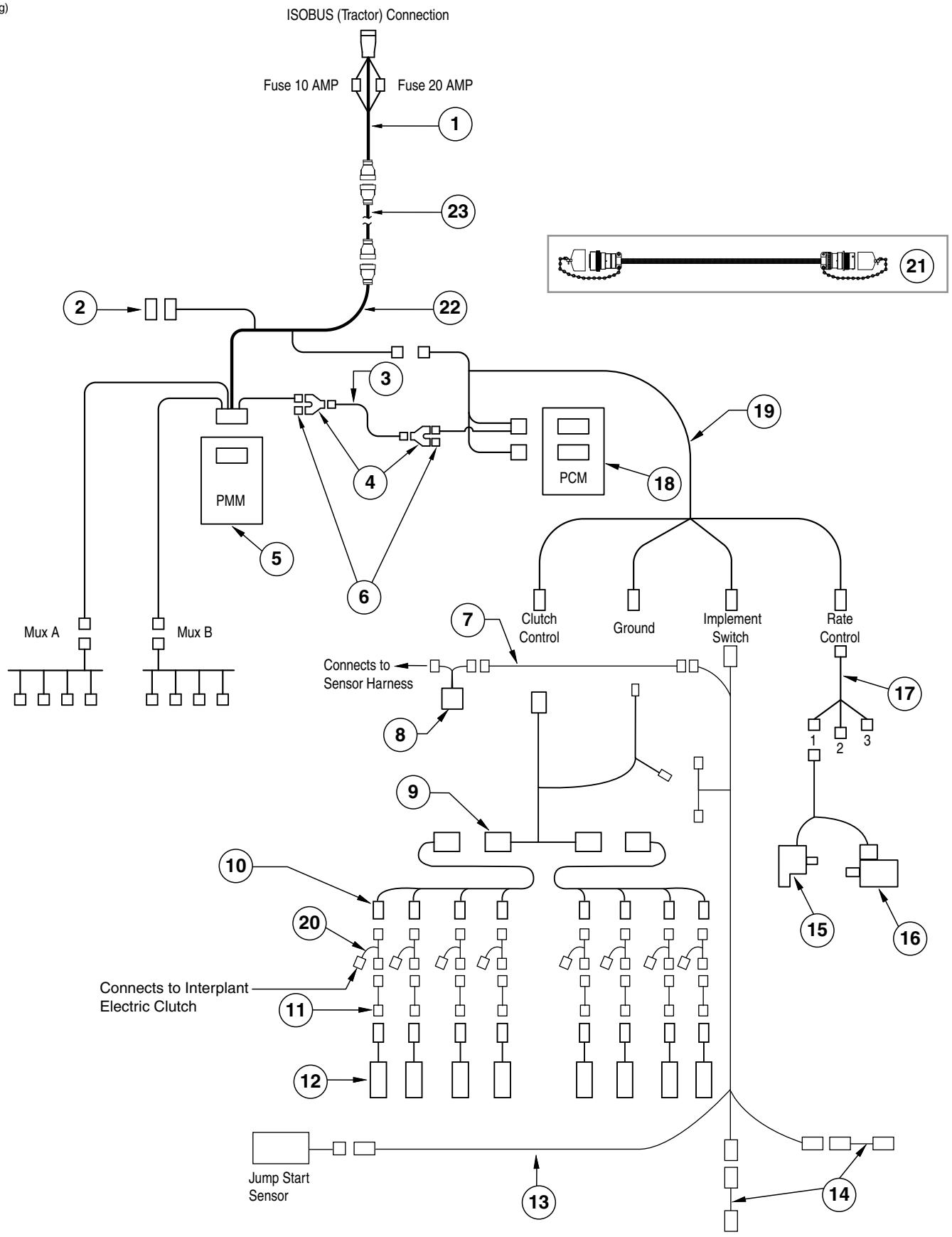
ITEM	PART NO.	QTY.	DESCRIPTION
1	GA14447	1	Integra Display
2	GA16831	1	Integra Display Cable
3	GA14452	1	Power Cable
4	GA12598	1	Seed Rate Power Cable
5	GD18176	3	Y-Splice Connector
6	GA14450	1	Can Adapter Cable
7	GA12596	1	Radar Adapter Cable
8	GA12540	1	Power Control Relay
9	GA17544	1	Implement Cable
10	GA12538	1	Planter Monitor Module
11	GA12557	1	Planter Monitor Module Cable
12	GA12564	1	Seed Rate Control Module
13	GA12567	1	Can Extension Cable, 4" (Hydraulic Drive)
14	GA12566	1	Can Stub Cable, 6" (Hydraulic Drive)
15	GA12537	1	Clutch Control Module
16	GA12559	1	Can Extension Cable, 5"
17	GA12558	1	Can Stub Cable, 8"
18	GA12556	1	Seed Command Cable
19	GA16827	1	Implement Switch Extension Cable
20	---	1	<a href="#">See "Parallel Arms, Mounting Support Plate, and Quick Adjustable Down Forces Springs Option" on page P7</a>
21	GA13204	1	Hall Effect Sensor
22	GA13048	1	Seed Rate Cable
23	---	1	<a href="#">See "Valve Block - Located on R.H. Rear Center Frame (Mechanical)" on page P183</a> <a href="#">See "Valve Block - Located on R.H. Rear Center Frame (EdgeVac)" on page P184</a>
24	GA12565	1	Encoder Module
25	---	1	<a href="#">See "Clutch Valve Assembly" on page P188</a>
26	---	1	<a href="#">See "Airline Fittings and Hoses" on page P133</a>
27	GD18177	1	Terminator

(MTR60/MTR65/MTR61/MTR64/MTR62/PMM02/IP1054/A13397)



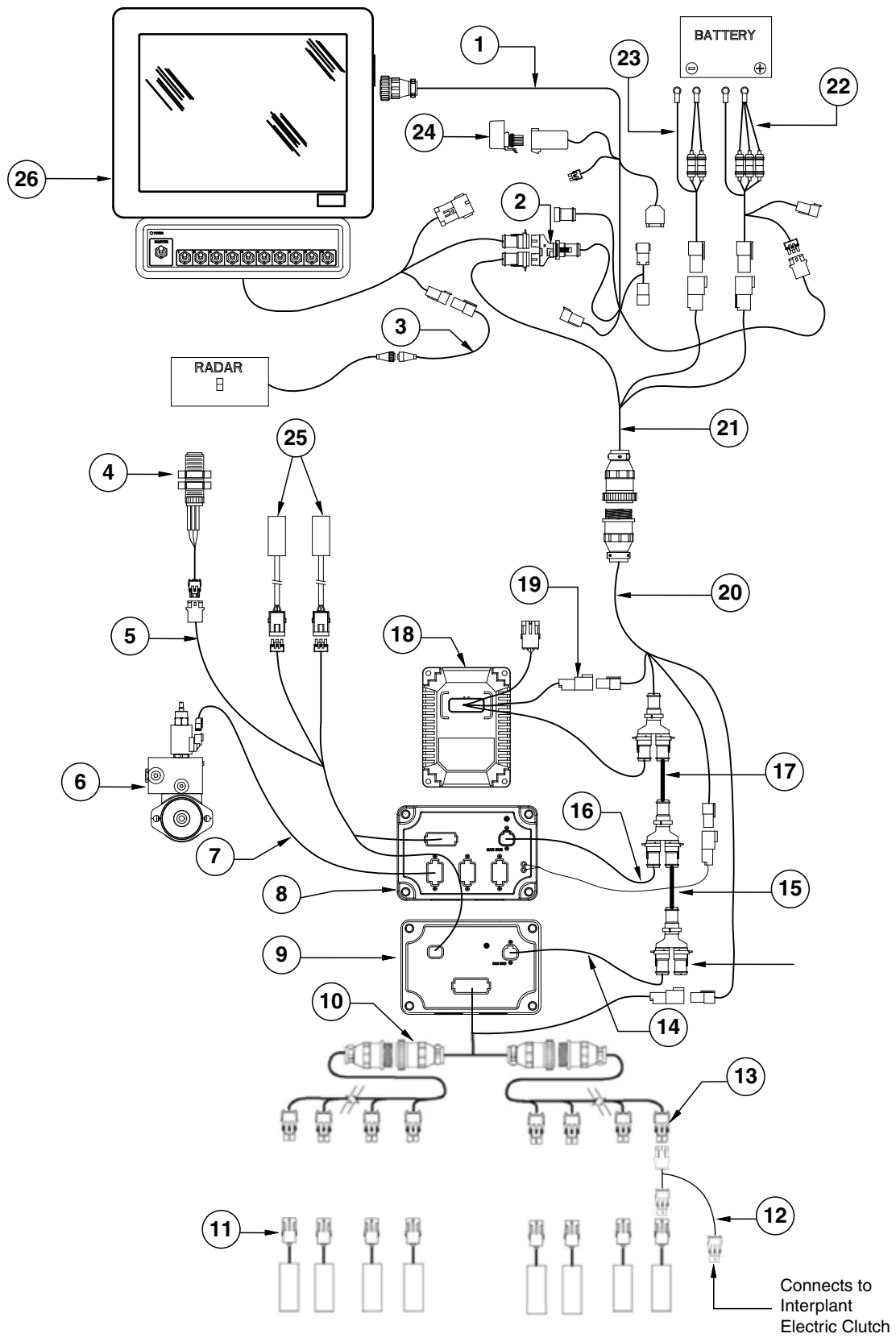
ITEM	PART NO.	QTY.	DESCRIPTION
1	G10686	4	Hex Head Cap Screw, 3/8"-16 x 8"
	G11091	4	Serrated Flange Nut, 3/8"-16
2	GD18118	2	Shaft Sensor Mount
3	GR1415	1	Rotation Sensor
4	GR1414	1	Actuator
5	GD18168	2	Mount
6	G10757	2	Pan Head Screw, No. 10-32 x 1 1/4"
	G10243	2	Washer, No. 10 SAE
	G10758	2	Hex Nut, No. 10-32
7	GD11474	2	Cover
8	G10927	2	Pan Head Machine Screw, No. 8-32 x 1 1/4", Stainless Steel
	G10931	2	Lock Washer, No. 8, Internal/External, Stainless Steel
	G10928	2	Hex Nut, No. 8-32, Stainless Steel
9	GD19274	1	Module Mount
10	GD19275	1	Module Mount Brace
11	G10031	1	Hex Head Cap Screw, 5/16"-18 x 1 3/4"
	G10620	1	Serrated Flange Nut, 5/16"-18
12	G10018	1	Hex Head Cap Screw, 5/16"-18 x 5/8"
	G10620	1	Serrated Flange Nut, 5/16"-18
13	G10002	2	Hex Head Cap Screw, 3/8"-16 x 3/4"
	G10622	2	Serrated Flange Nut, 3/8"-16
14	GA12538	1	Planter Monitor Module
15	G11386	1	Flat Washer, 5/16" SAE
16	G10133	2	Hex Head Cap Screw, 5/16"-18 x 1 1/2"
	G10620	2	Serrated Flange Nut, 5/16"-18
17	GA12563	1	Module Cover Assembly W/Lock Clamps
18	GA8046	-	Dust Plug (Black)
	GA9978	-	Dust Plug (Blue)
19	GA8047	-	Dust Plug (Black)
	GA9979	-	Dust Plug (Blue)
20	G1K248	-	3-Pin Female Connector Kit (Black), Includes: (3) 3-Pin Female Housings, (9) Pin Contacts, (9) Seals
	G1K362	-	3-Pin Female Connector Kit (Blue), Includes: (3) 3-Pin Female Housings, (9) Pin Contacts, (9) Seals
21	G1K252	-	3-Pin Male Connector Kit (Black), Includes: (3) 3-Pin Male Housings, (9) Socket Contacts, (9) Seals
	G1K363	-	3-Pin Male Connector Kit (Blue), Includes: (3) 3-Pin Male Housings, (9) Socket Contacts, (9) Seals
22	GD11089	-	Sealing Plug
23	GR0594	-	Brush
24	GA13981	-	Planter Harness W/Dust Caps, 16 Row (20 Connectors)
	GA13980	-	Planter Harness W/Dust Caps, 12 Row (18 Connectors)
	GD11993	-	Dust Cap
25	GA19961	-	Seed Tube W/Computerized Sensor
	GA19960	-	Seed Tube (With Holes For Sensor Installation)
26	GA7859	1	Magnetic Distance Sensor Adapter (Analog To Digital)
27	GA14116	-	Sending Unit W/1/4" Tubing And Harness
28	GA13397	-	Extension Harness, 6"
29	GA7858	-	Radar Distance Sensor W/20' Cable
30	GA8026	-	Radar Sensor Pipe/Mounting Bracket Package
31	G1K323	-	4-Pin Connector Kit W/Female Housing, Includes: (4) Pins, (1) Cable Clamp
32	GR1736	-	Hose Barb, 1/8" Male NPT To Barb
33	GA12812	-	Hall Effect Adapter
34	GA14116	-	Sending Unit With 1/4" Tubing And Harness
35	GA16923	-	Dickey John Adapter Cable

(IP1372g)



ITEM	PART NO.	QTY.	DESCRIPTION
1	GA17545	1	ISOBUS Adapter Cable
2	GD22968	1	Terminatin Bias Circuit
3	GA15883	1	CAN Jumper Cable
4	GD22975	1	Y-Splitter, 2-Way
5	GA15290	1	ISOBUS Planter Monitor Module
6	GD22974	1	Terminating Resistor, 2-Way DTM
7	GA16343	1	Jump Start Cable
8	GA12812	1	Hall Effect Adapter
9	GA16382	1	Section Adapter Cable, 12 Row (2 Row)
	GA16375	-	Section Adapter Cable, 16 Row (2 Row)
10	GA16383	2	Clutch Cable (6 Connectors), 12 Row
	GA16376	2	Clutch Cable (6 Connectors), 16 Row
11	GA17200	-	Adapter Clutch HS Driver Cable
12	GA16374	-	<a href="#">See "Ag Leader Electric Clutch" on page P9</a>
13	GA16826	-	Implement Switch Extension Cable
14	GA16829	-	<a href="#">See "Parallel Arms, Mounting Support Plate, and Quick Adjustable Down Forces Springs Option" on page P7</a>
15	GA12565	1	Encoder Module
16	---	-	<a href="#">See "Valve Block - Located on R.H. Rear Center Frame (EdgeVac)" on page P184</a> <a href="#">See "Valve Block - Located on R.H. Rear Center Frame (Mechanical)" on page P183</a>
17	GA15884	1	Rate Control Cable
18	GA15288	1	Product Control Module
19	GA15882	1	Product Control Module Cable
20	GA16393	1	Interplant Cable (2 Rows)
	GA16381	-	Interplant Cable (3 Rows)
21	GA16350	-	ISOBUS Extension Cable
22	GA17546	-	ISOBUS Planter Adapter Cable
23	GA17542	1	Universal Implement Cable, 520" (12 Row)
	GA17543	-	Universal Implement Cable, 580" (16 Row)

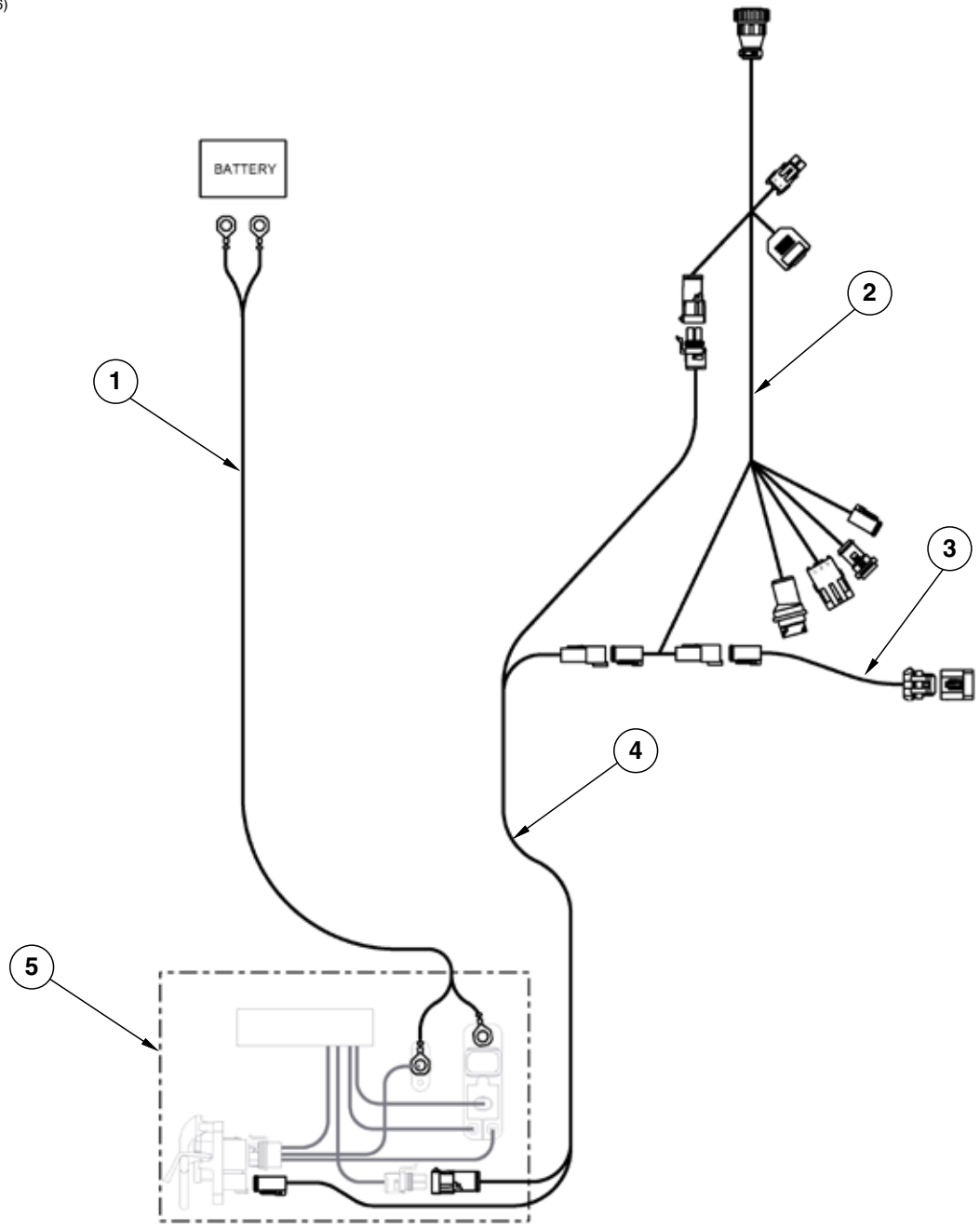
(TP1098c)



ITEM	PART NO.	QTY.	DESCRIPTION
1	GA16831	1	ISOBUS Integra Display Cable
2	GD18176	1	Y-Splice Connector
3	GA12596	1	Radar Adapter Cable
4	---		Hall Effect Sensor
5	GA16826	-	Implement Switch Extension Cable
6	---	-	<a href="#">See "Valve Block - Located on R.H. Rear Center Frame (EdgeVac)" on page P184</a> <a href="#">See "Valve Block - Located on R.H. Rear Center Frame (Mechanical)" on page P183</a>
7	GA12568	1	Seed Rate Cable
8	GA12564	1	Seed Rate Control Module
9	GA12537	1	Clutch Control Module
10	GA16382	1	Section Adapter Cable, 12 Row (2 Row)
	GA16375	-	Section Adapter Cable, 16 Row (2 Row)
11	GA16374	-	<a href="#">See "Ag Leader Electric Clutch" on page P9</a>
12	GA16393	-	Interplant Cable (2 Rows)
	GA16381	-	Interplant Cable (3 Rows)
13	GA16383	2	Clutch Cable (6 Connectors), 12 Row
	GA16376	2	Clutch Cable (8 Connectors), 16 Row
14	GA12558	1	Can Stub Cable, 8"
15	GA12559	1	Can Extension Cable, 5"
16	GA12566	1	Cab Stub Cable, 6" (Hydraulic Drive)
17	GA12567	1	Can Extension Cable, 4" (Hydraulic Drive)
18	GA16351	1	Planter Monitor Module
19	GA12557	1	PMM Cable
20	GA17544	1	Implement Cable
21	GA14450	1	CAN Adapter Cable
22	GA14452	1	Power Cable
23	GA12598	1	Seed Rate Power Cable
24	GA12540	1	Power Control Relay
25	GA16829	-	<a href="#">See "Parallel Arms, Mounting Support Plate, and Quick Adjustable Down Forces Springs Option" on page P7</a>
26	*GA14447	-	Integra Loaner Display (Display Only) (Shown)
	*GA13554	-	Cobalt Display

\*[See "Miscellaneous Cobalt and Integra Parts" on page P200](#) for mounting brackets.

(TP1106)

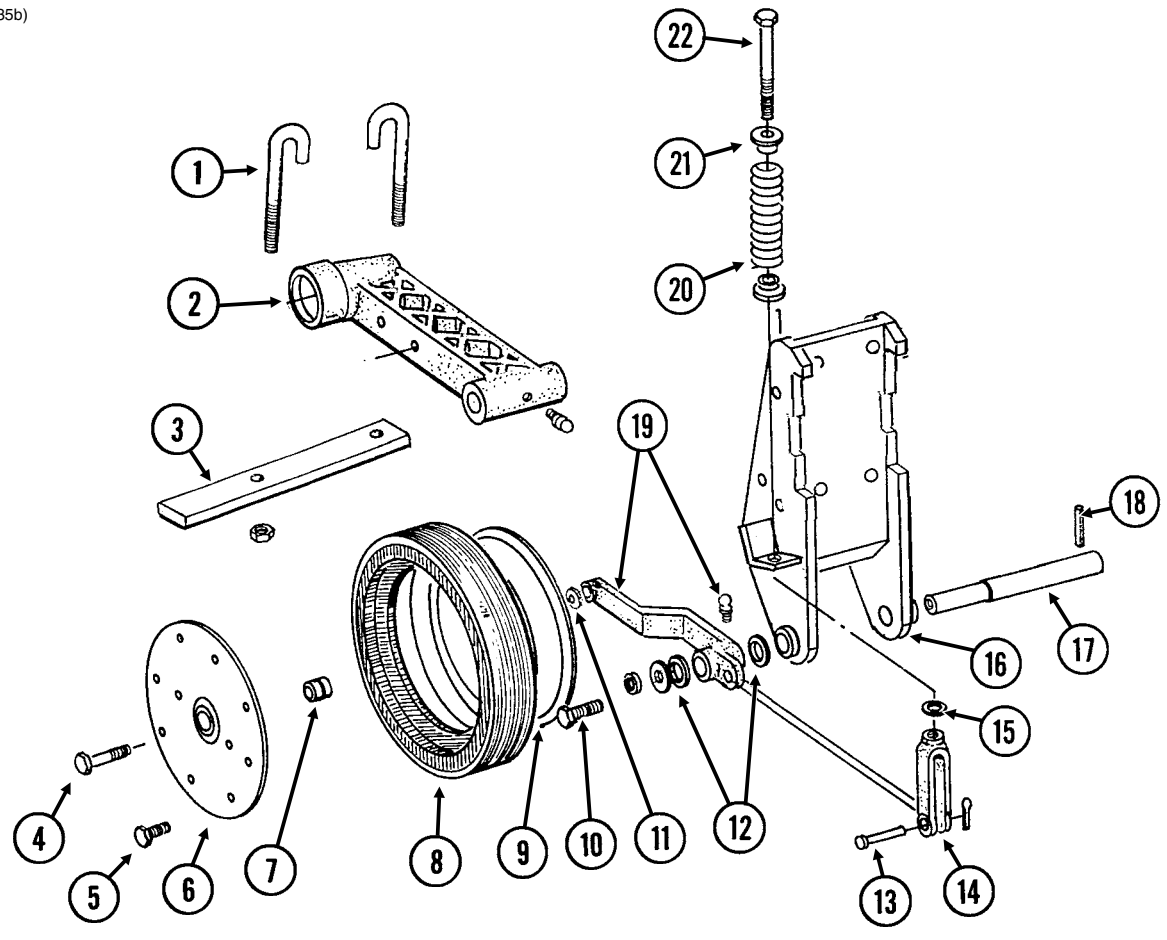


ITEM	PART NO.	QTY.	DESCRIPTION
1	GA16834	1	Battery Cable
2	GA16374	-	<a href="#">See "ISOBUS Electric Clutch Package" on page P209</a> <a href="#">See "Ag Leader Electric Clutch Package" on page P211</a>
3	GA16355	1	Terminator Cable
4	GA16832	1	ISO Integra Extension Cable
5	GA16833	1	ISO Connector



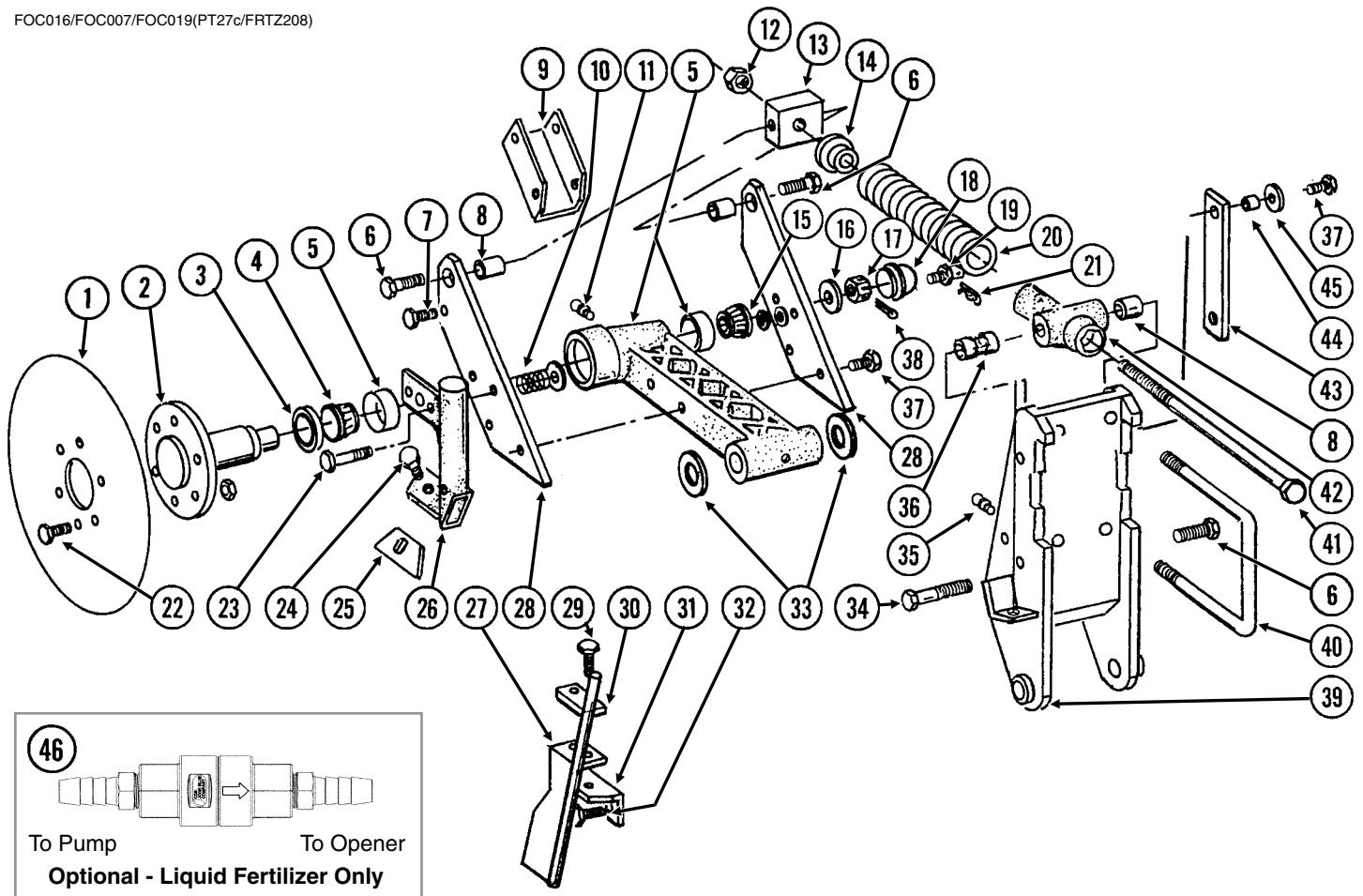
**This page left blank intentionally.**

(TWL35d/TWL35b)



ITEM	PART NO.	QTY. (Per Assy.)	DESCRIPTION
1	GD9705	2	J-Bolt, 1/2"-13
	G10228	2	Lock Washer, 1/2"
	G10102	2	Hex Nut, 1/2"-13
2	---	-	<a href="#">See "HD Single Disc Fertilizer Opener (Blade and Drop Tube)" on page P217</a>
3	GD9706	1	Lockup Bar
4	G10010	1	Hex Head Cap Screw, 5/8"-11 x 3"
5	G10961	11	Flanged Whiz Lock Screw, 5/16"-18 x 5/8", No Serration
	G10620	11	Serrated Flange Nut, 5/16"-18
6	GD11954	1	Half Wheel Cover, Nylon
7	GA6171	1	Bearing
8	GD11953	1	Offset Tire
9	GD11423	1	Half Wheel
10	G10438	1	Hex Head Cap Screw, 1/2"-13 x 3/4"
	G10228	1	Lock Washer, 1/2"
	G11389	1	Flat Washer, 1/2" SAE
11	G10230	1	Lock Washer, 5/8"
12	G10526	10	Machine Bushing, 1" (.048" Thick)
13	G10560	1	Clevis Pin, 1/2" x 1 3/4"
	G10456	1	Cotter Pin, 1/8" x 3/4"
14	GD8218	1	Yoke
15	G11391	1	Flat Washer, 5/8" SAE
16	---	-	<a href="#">See "HD Single Disc Fertilizer Opener (Blade and Drop Tube)" on page P217</a>
17	GD7911	1	Pivot Pin
18	G10610	1	Spring Pin, 3/8" x 2"
19	GA8306	-	Wheel Arm W/Grease Fitting, R.H.
	GA8305	1	Wheel Arm W/Grease Fitting, L.H. (Shown)
	G10640	1	Grease Fitting, 1/4"-28
20	GD8308	1	Spring
21	GB0212	2	Spring Washer
22	GD9709	1	Special Bolt
A	G1K215	-	Lockup Kit (Items 1 And 3)
B	GA8877	-	Gauge Wheel Complete (Items 5-9)

FOC016/FOC007/FOC019(PT27c/FRTZ208)

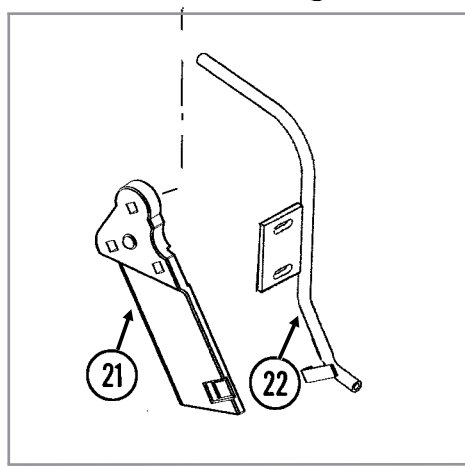
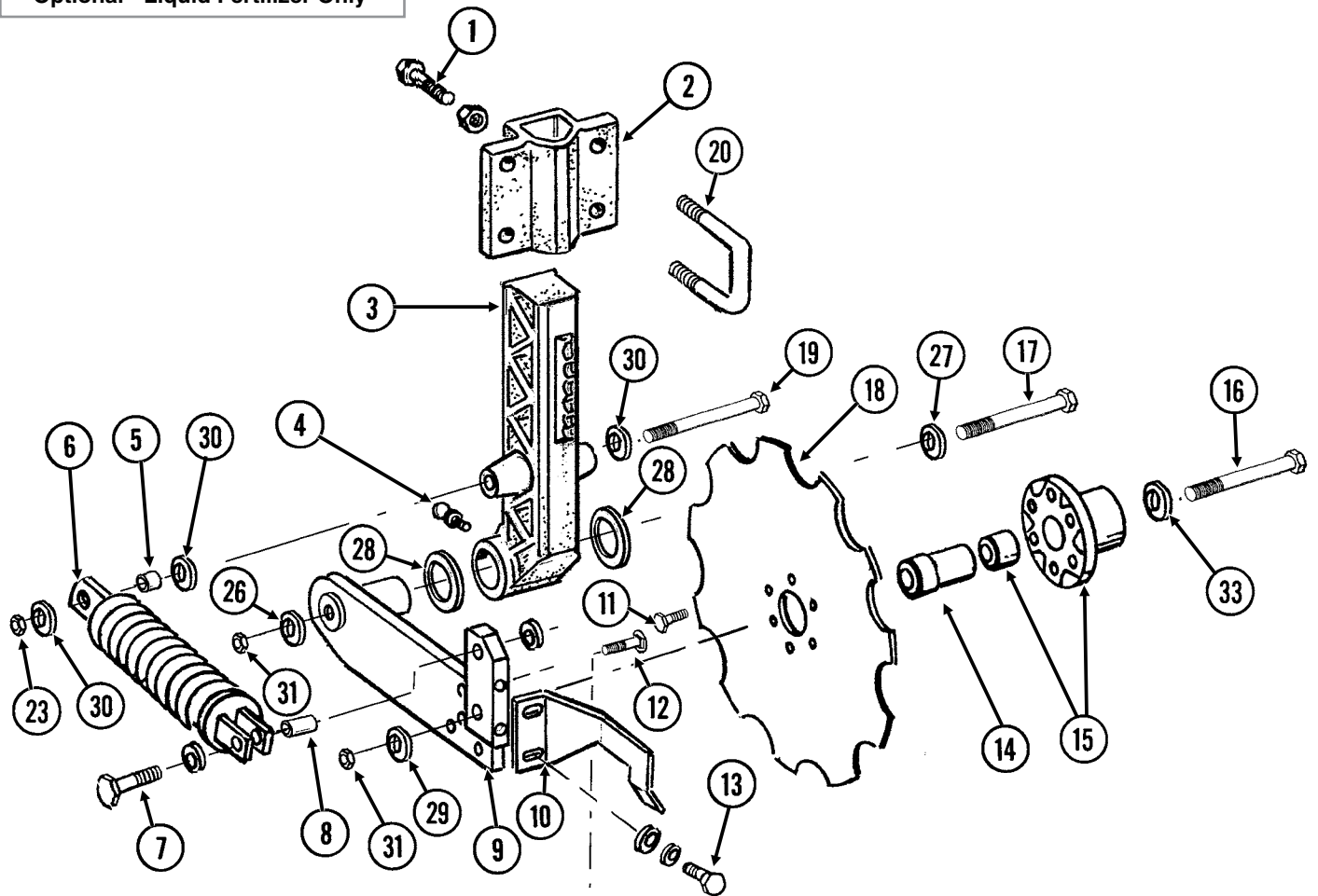
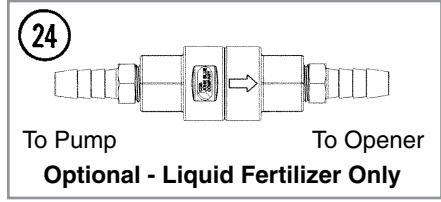
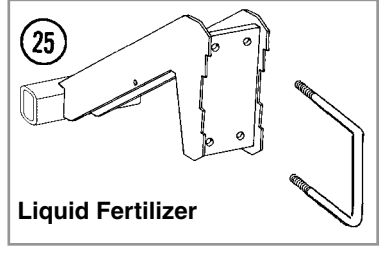


ITEM	PART NO.	QTY. (Per Assy.)	DESCRIPTION
1	GD7900 GD8247	1 -	Disc Blade, 18" Disc Blade, 20" (Optional)
2	GB0205	1	Spindle
3	GA4286	1	Seal
4	GA4287	1	Bearing
5	GA5887 GD6553 GR0188 G11391	1 - - 3	Arm W/Cups And Washers Inner Cup Outer Cup Flat Washer, 5/8" SAE
6	G10007	3	Hex Head Cap Screw, 5/8"-11 x 1 1/2"
7	G10001 G10108	2 2	Hex Head Cap Screw, 3/8"-16 x 1" Lock Nut, 3/8"-16
8	GB0218	3	Bushing, 2 1/32" I.D. x 7/8" O.D. x 1 9/32" Long
9	GD8238	1	Channel
10	GD7962	2	Spring
11	G10641	2	Grease Fitting, 1/8" NPT
12	G10105	3	Hex Nut, 3/4"-10
13	GD7908	1	Tap Block
14	GB0213	1	Spring Seat
15	GA0237	1	Bearing
16	G10220	1	Machine Bushing, 1 1/16", 10 Gauge

ITEM	PART NO.	QTY. (Per Assy.)	DESCRIPTION
17	G10507	1	Slotted Nut, 1"-14
18	GD1104	1	Dust Cap
19	GD8276	1	Pin
	G10237	1	Lock Washer, 7/16"
	G10100	1	Hex Nut, 7/16"-14
20	GD10273	1	Compression Spring
21	G10592	1	Hair Pin Clip, No. 11
22	G10594	6	Bolt, 1/2"-13 x 1 1/2"
	G10111	6	Lock Nut, 1/2"-13
23	G10049	2	Hex Head Cap Screw, 3/8"-16 x 2 1/2"
	G11387	2	Flat Washer, 3/8" SAE
	G10108	2	Lock Nut, 3/8"-16
24	G10599	1	Carriage Bolt, 3/8"-16 x 1 1/4"
	G11387	1	Flat Washer, 3/8" SAE
	G10229	1	Lock Washer, 3/8"
	G10101	1	Hex Nut, 3/8"-16
25	GD7912	1	Scraper
26	GB0210	-	Drop Tube, R.H., Dry Fertilizer
	GB0209	1	Drop Tube, L.H., Dry Fertilizer (Shown)
27	GA8689	1	Drop Tube, L.H., Liquid Fertilizer (Shown)
	GA8688	-	Drop Tube, R.H., Liquid Fertilizer
28	GD8224	2	Bar
29	G10004	2	Hex Head Cap Screw, 3/8"-16 x 1 1/4"
	G10229	2	Lock Washer, 3/8"
30	GD10487	1	Clamp
31	GD10304	-	Angle, R.H.
	GD10303	1	Angle, L.H. (Shown)
32	G10016	2	Hex Head Cap Screw, 1/2"-13 x 2"
	G10111	2	Lock Nut, 1/2"-13
33	G10322	-	Machine Bushing, 1 1/4", 18 Gauge (As Required)
34	G10862	1	Hex Head Cap Screw, 5/8"-11 x 3 1/4"
	G11391	2	Flat Washer, 5/8" SAE
	G10230	1	Lock Washer, 5/8"
35	G10640	1	Grease Fitting, 1/4"-28
36	GD10242	1	Bushing, 2 1/4"
37	G10039	5	Hex Head Cap Screw, 1/2"-13 x 1 3/4"
	G10111	5	Lock Nut, 1/2"-13
38	G10459	1	Cotter Pin, 3/16" x 1 1/2"
39	GA7240	-	Opener Mount, R.H.
	GA7239	1	Opener Mount, L.H. (Shown)
40	GD1113	2	U-Bolt, 5" x 7" x 5/8"-11
	G10230	4	Lock Washer, 5/8"
	G10104	4	Hex Nut, 5/8"-11
41	GD7907	1	Special Bolt
42	GB0206	1	Rod Guide
43	GD8239	1	Storage Strap
44	GD7904-02	1	Sleeve, 1/2" x 1/2" Long
45	G11389	3	Flat Washer, 1/2" SAE
46	GA15416	1	Check Valve Assembly
	GA15415	1	Check Valve
	G11436	2	Hose Barb, 1/4" Male NPT To 3/8" Barb

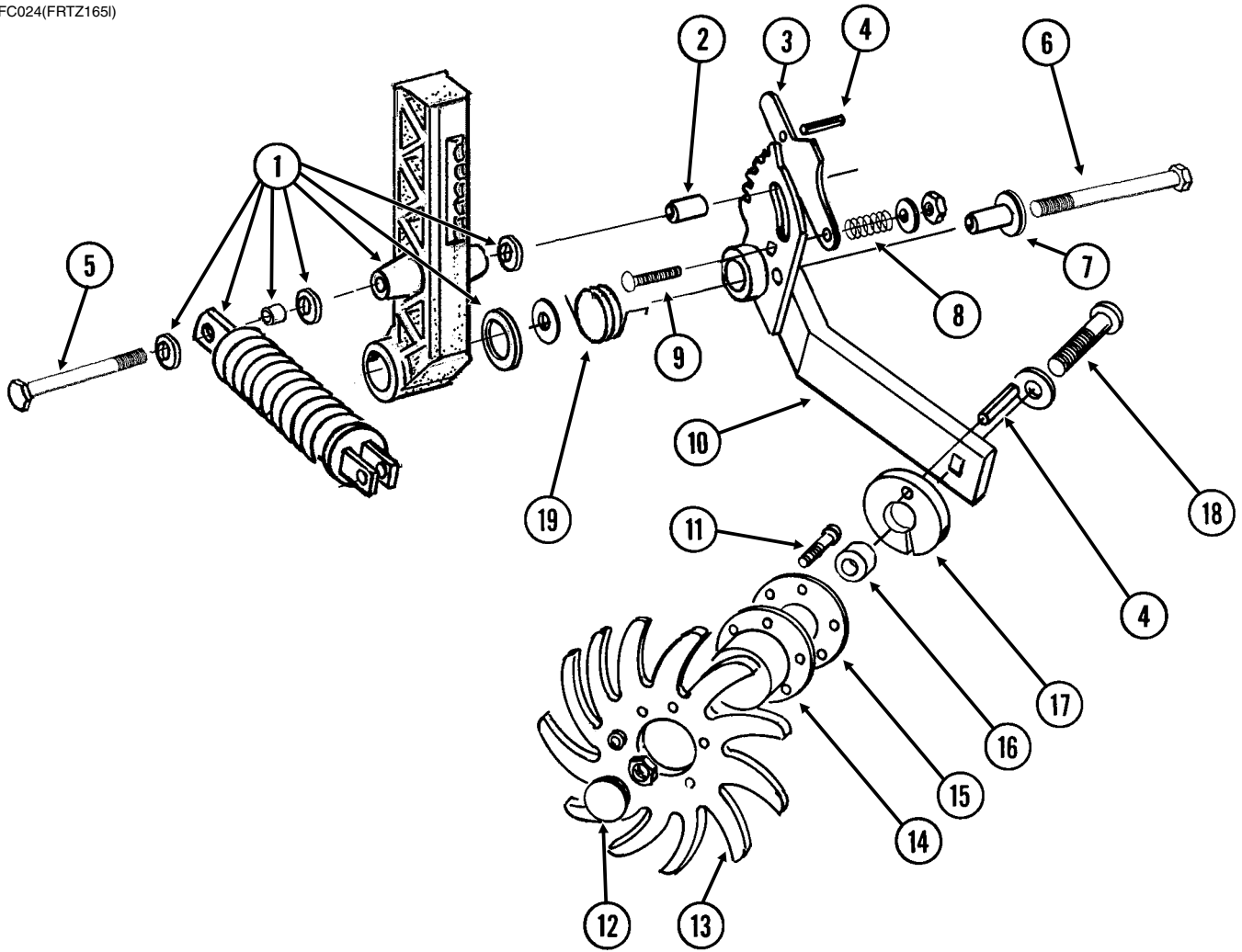
FOC018(TWL34e/TWL34f/TWL34g/FRTZ268/FRTZ208)

**NOTE: R.H. and L.H. is determined by which side of blade it is on in the direction of travel.**



ITEM	PART NO.	QTY. (Per Assy.)	DESCRIPTION
1	G10017	3	Hex Head Cap Screw, 1/2"-13 x 1 1/2"
	G10102	3	Hex Nut, 1/2"-13
2	GB0400	1	Mount, R.H.
	GB0405	-	Mount, L.H. (Shown)
3	GB0296	1	Arm, 13 1/2"
4	G10640	1	Grease Fitting, 1/4"-28
5	GD12685	1	Bushing, 3/4" O.D. x 1/2" Long
6	GA6966	1	Compression Spring Assembly
7	G10047	1	Hex Head Cap Screw, 3/8"-16 x 1 3/4"
	G11387	2	Flat Washer, 3/8" SAE
	G10108	1	Lock Nut, 3/8"-16
8	GD1026	1	Sleeve, 1 3/16" Long
9	GA9433	1	Pivot Arm, L.H. (Shown)
	GA9434	-	Pivot Arm, R.H.
10	GD11557	1	Scraper, L.H. (Shown)
	GD11558	-	Scraper, R.H.
11	G10002	6	Hex Head Cap Screw, 3/8"-16 x 3/4"
12	G10306	3	Carriage Bolt, 3/8"-16 x 2"
	G10108	3	Lock Nut, 3/8"-16
13	G10991	2	Hex Head Cap Screw, 5/16"-18 x 7/8"
	G10232	2	Lock Washer, 5/16"
	G11386	6	Flat Washer, 5/16" SAE
14	GD12679	1	Stepped Spacer, 3" Long
15	GA9437	1	Hub W/Bearing
	GA8603	-	Bearing, Double Row
16	G10011	1	Hex Head Cap Screw, 5/8"-11 x 5 1/2"
17	G10046	1	Hex Head Cap Screw, 5/8"-11 x 5"
18	GD12676	1	Disc Blade, Notched, 16 3/4"
19	G10871	1	Hex Head Cap Screw, 1/2"-13 x 6"
20	GD13287	2	U-Bolt, 1 1/2" x 2 1/2" x 1/2"-13
	G10228	4	Lock Washer, 1/2"
	G10102	4	Hex Nut, 1/2"-13
21	GB0323	1	Knife, L.H. (Shown)
	GB0322	-	Knife, R.H.
22	GA12109	1	Drop Tube, L.H., Liquid Fertilizer
	GA12108	-	Drop Tube, R.H., Liquid Fertilizer (Shown)
23	G10111	-	Lock Nut, 1/2"-13
24	GA8983	-	Check Valve, Low Rate
25	GA9564	1	Opener Mount
	GD16598	2	U-Bolt, 4" x 7" x 5/8"-11
	G10230	4	Lock Washer, 5/8"
	G10104	4	Hex Nut, 5/8"-11
26	G11391	-	Flat Washer, 5/8" SAE
27	G10217	-	Washer, 5/8" USS
28	G10450	-	Machine Bushing, 1 1/2", 18 Gauge (As Required)
29	GD12677	1	Washer, 1 1/2" O.D., 7 Gauge, Hardened
30	G11389	-	Flat Washer, 1/2" Plated SAE
31	G10107	-	Lock Nut, 5/8"-11

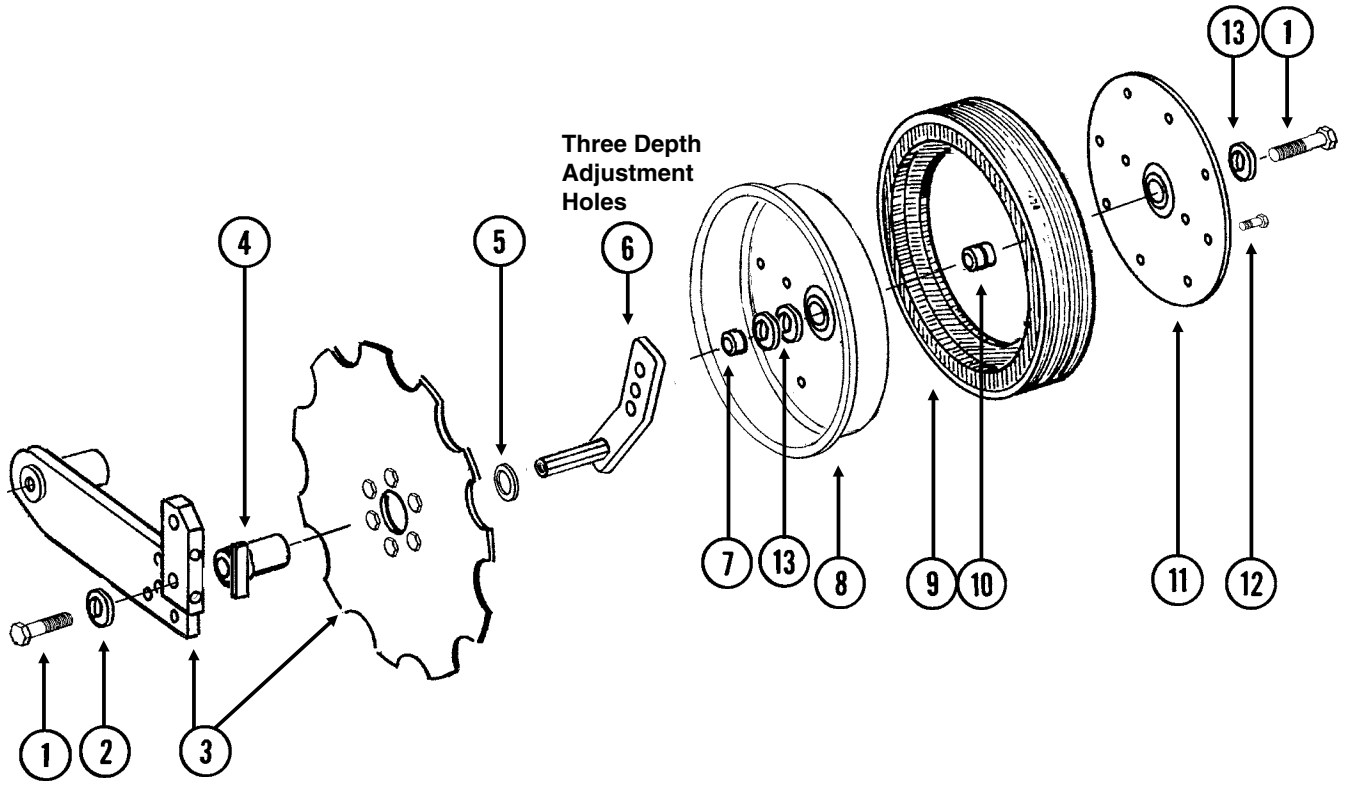
DFC024(FRTZ165)





ITEM	PART NO.	QTY. (Per Assy.)	DESCRIPTION
1	---	-	<a href="#">See "Notched Single Disc Fertilizer Opener" on page P219</a>
2	GD12684	1	Bushing, 1 $\frac{1}{3}$ " Long
3	GD11178	1	Adjustment Lever
4	G10603	2	Spring Pin, $\frac{1}{4}$ " x 1 $\frac{1}{4}$ "
5	G11034	1	Hex Head Cap Screw, $\frac{1}{2}$ "-13 x 7"
	G10111	1	Lock Nut, $\frac{1}{2}$ "-13
6	G10830	1	Hex Head Cap Screw, $\frac{5}{8}$ "-11 x 7 $\frac{1}{2}$ "
	G11391	1	Flat Washer, $\frac{5}{8}$ " SAE
	G10107	1	Lock Nut, $\frac{5}{8}$ "-11
7	GD11836	1	Sleeve, 2 $\frac{1}{8}$ " Long
8	GD7962	1	Spring
9	G10306	1	Carriage Bolt, $\frac{3}{8}$ "-16 x 2"
	G11387	1	Flat Washer, $\frac{3}{8}$ " SAE
	G10108	1	Lock Nut, $\frac{3}{8}$ "-16
10	GA7999	1	Mount W/Grease Fitting, L.H. (Shown)
	GA7998	-	Mount W/Grease Fitting, R.H.
	G10640	-	Grease Fitting, $\frac{1}{4}$ "-28
11	G10133	6	Hex Head Cap Screw, $\frac{5}{16}$ "-18 x 1 $\frac{1}{2}$ "
	G10109	6	Lock Nut, $\frac{5}{16}$ "-18, Grade 8
12	GD1132	2	Dust Cap
13	GD10552	2	Wheel, 12 Tine, $\frac{3}{8}$ " x 12"
14	GA5654	1	Hub W/Bearings
	GA2014	-	Bearing
15	GD9724	1	Backing Plate
16	GD7817-04	1	Spacer, $\frac{1}{16}$ " I.D. x $\frac{1}{2}$ " Long
17	GD11188	1	Spacer
18	G10908	1	Carriage Bolt, $\frac{5}{8}$ "-11 x 3"
	G10503	1	Hex Jam Nut, $\frac{5}{8}$ "-11, Grade 2
19	GD11265	1	Spring, L.H. (Shown)
	GD11266	-	Spring, R.H.
A	GA7445	-	Wheel Assembly, 12 Tine, L.H. (Items 11 And 13-15)(Shown)
	GA7446	-	Wheel Assembly, 12 Tine, R.H. (Items 11 And 13-15)

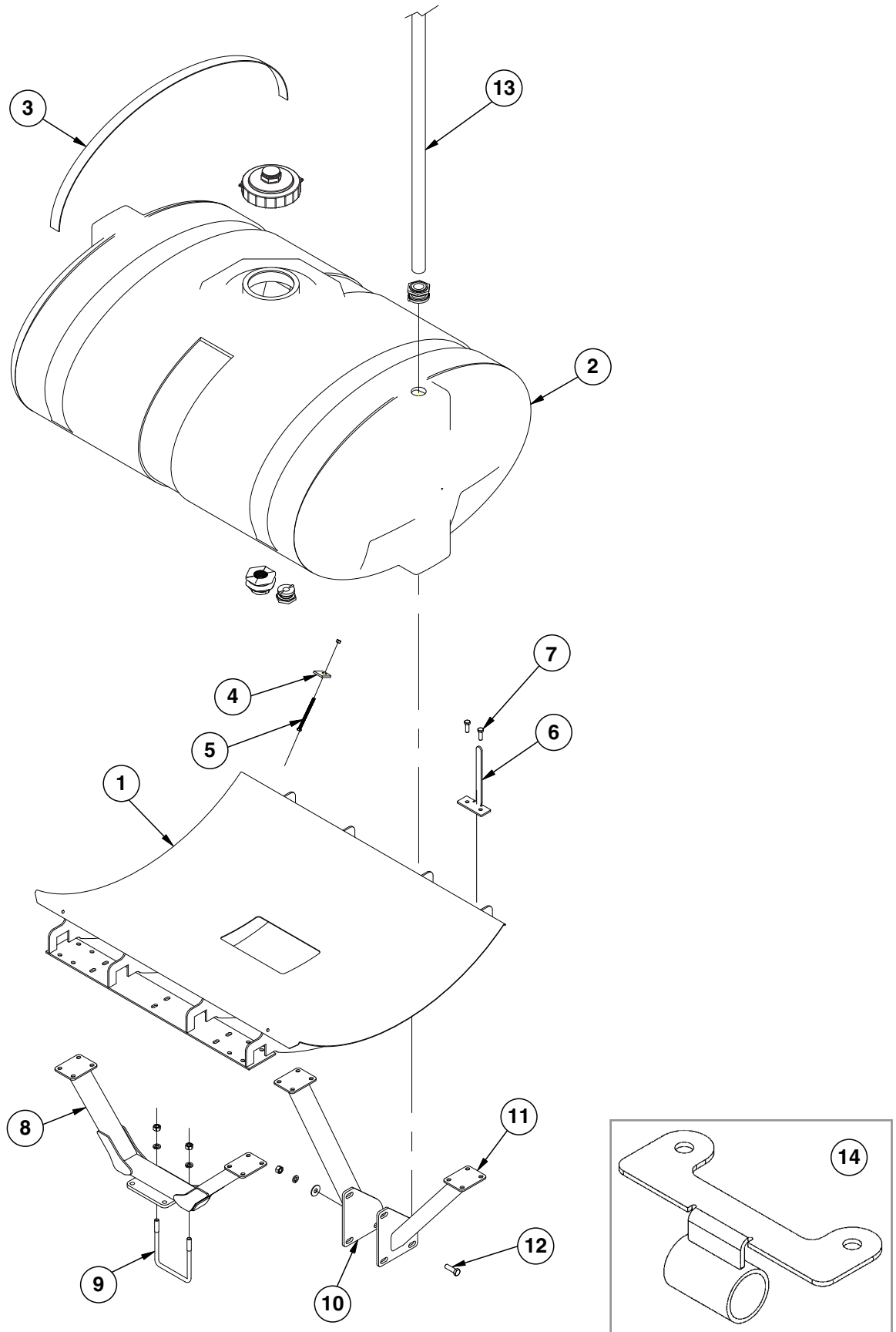
(FRTZ256)



## Depth/Gauge Wheel Attachment for Notched Single Disc Fertilizer Opener

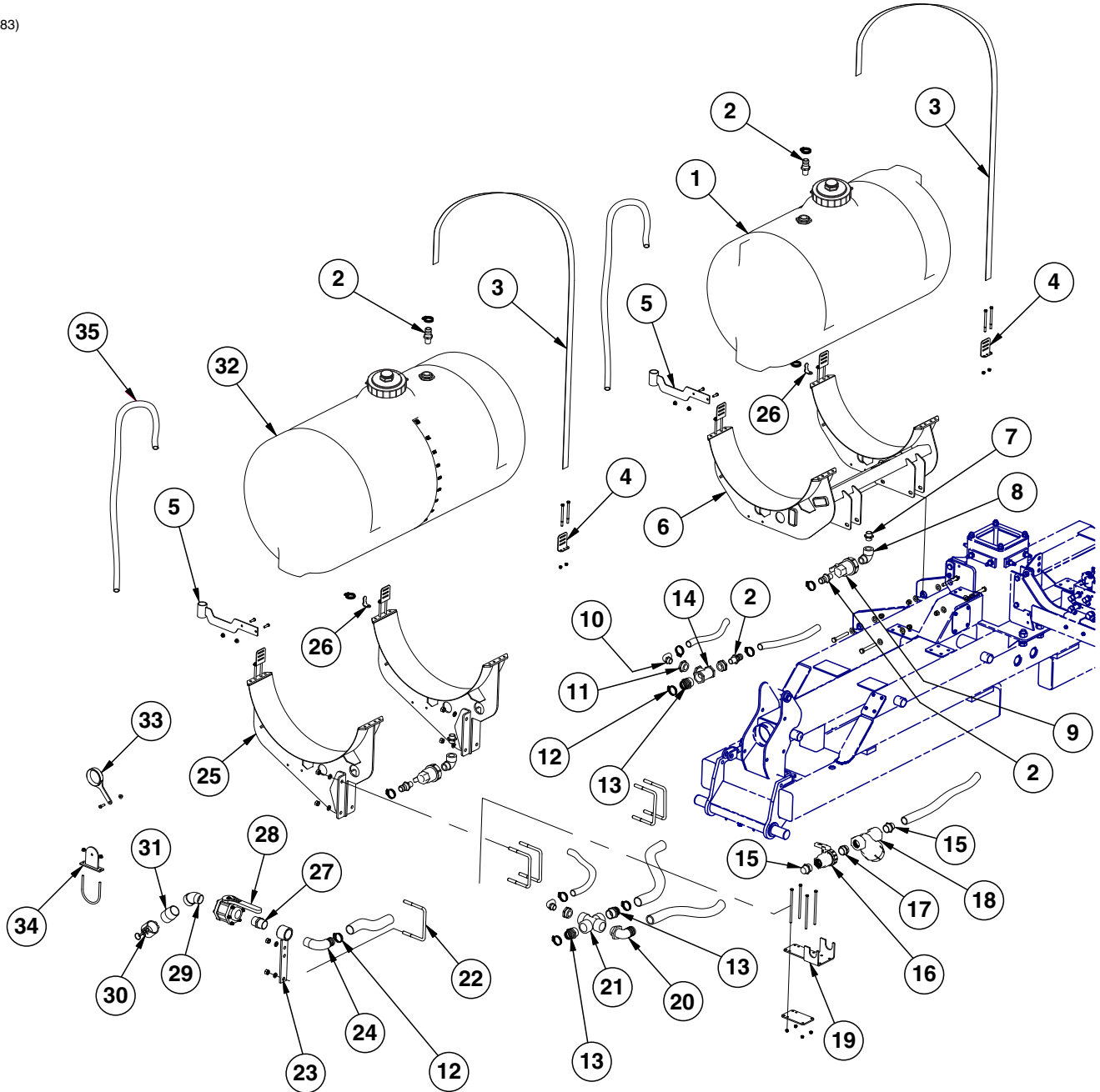
ITEM	PART NO.	QTY. (Per Assy.)	DESCRIPTION
1	G10010	2	Hex Head Cap Screw, 5/8"-11 x 3"
2	G11391	1	Flat Washer, 5/8" SAE
3	---	-	<a href="#">See "Notched Single Disc Fertilizer Opener" on page P219</a>
4	GA9472	1	Blade Mount
5	G10233	1	Machine Bushing, 1", 10 Gauge
6	GA10037	1	Wheel Mount, L.H. (Shown)
	GA10036	1	Wheel Mount, R.H.
7	GD13309	1	Spacer
8	GD11423	1	Half Wheel
9	GD11953	1	Offset Tire
10	GA6171	1	Bearing
11	GD11954	1	Half Wheel Cover, Nylon
12	G10961	11	Flanged Whiz Lock Screw, 5/16"-18 x 3/4", No Serration
	G10620	11	Serrated Flange Nut, 5/16"-18
13	G10204	-	Special Machine Bushing, 5/8" x 1" O.D. (As Required)
A	GA8877	-	Gauge Wheel Complete (Items 8-12)

(IP1018a)



ITEM	PART NO.	QTY. (Per Tank)	DESCRIPTION
1	GA13632	1	Tank Saddle
2	GA14105	1	Tanks W/Lids And Fittings, 300 Gallon
	GA16428	1	Lid, 7" W/Vacuum Breaker
	GA16157	1	Vacuum Breaker
	GR1941	1	Seal
	GR1919	2	1½" Bulkhead Fitting Assembly
	GR1709	1	1¼" Bulkhead Fitting Assembly (Nut, Bushing And O-Ring)
	GR1708	1	¾" Bulkhead Fitting Assembly (Overflow Fitting, Nut, Bushing And O-Ring)
3	GD15605	2	Band (3 Per Tank)
4	GD11223	2	Anchor (Sub GA8114)
5	G10485	2	Hex Head Tap Bolt, ⅜"-16 x 5"
	G10901	2	Lock Nut W/Nylon Insert, ⅜"-16
6	GD19448	1	Bracket
7	G10017	4	Hex Head Cap Screw, ½"-13 x 1½"
	G10228	4	Lock Washer, ½"
	G10102	4	Hex Nut, ½"-13
8	GA13624	1	Inner Fertilizer Leg
9	GD18954	2	U-Bolt, ⅝" x 6" x 6"
	G10230	7	Lock Washer, ⅝"
	G10104	7	Hex Nut, ⅝"-11
10	GA13626	1	Front Outer Fertilizer Leg
11	GA13625	1	Rear Outer Fertilizer Leg
12	G10008	3	Hex Head Cap Screw, ⅝"-11 x 2"
	G11391	3	Flat Washer, ⅝" SAE
13	G4602-01	1	Black Helix Hose, 1¼" x 18'
14	GA14134	-	Hose Holder

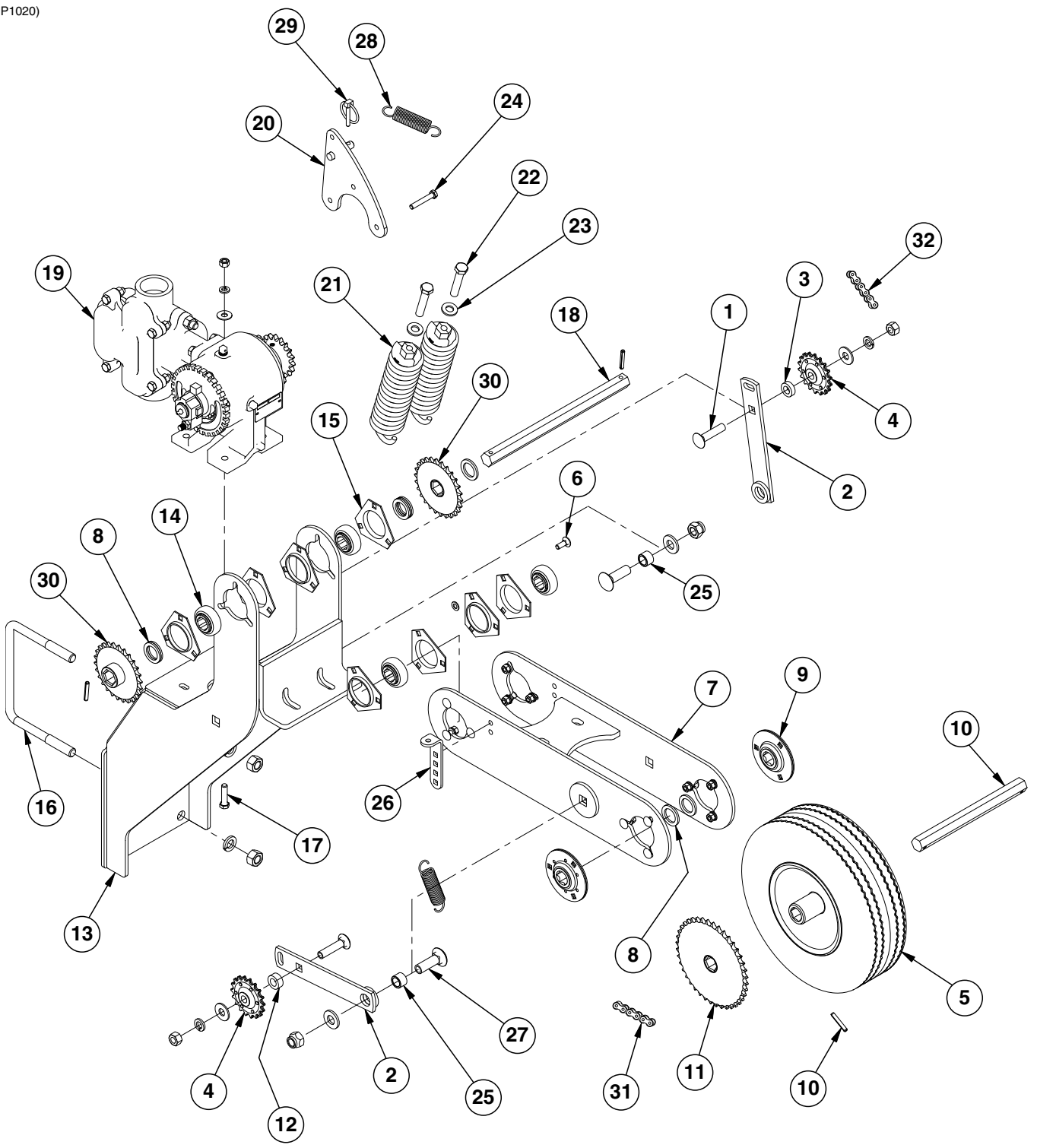
(IP1083)



ITEM	PART NO.	QTY.	DESCRIPTION
1	GA14049	1	Tank W/Sealed Lid, 150 Gallon
	GA16428	1	Lid, 7" W/Vacuum Breaker
	GA16157	1	Vacuum Breaker
	GR0513	1	3/4" Polypropylene Fitting Assembly (Overflow Fitting, Nut, Bushing And O-Ring)
	GR0508	2	1 1/4" Polypropylene Fitting Assembly (Nut, Bushing, And O-Ring) (Bottom Of Tank)
	GR1941	1	Seal
	G10096	1	Pipe Plug, 3/4" NPT
2	G10626	5	Adapter, 1 1/4" NPT To Barb
	G10674	5	Hose Clamp, No. 24
	G4200-03	1	Hose, 1 1/4" x 32'
3	GD11124	4	Strap, 84"
4	GD11123	8	Anchor (Sub GA8114)
	G10485	16	Hex Head Tap Bolt, 3/8"-16 x 5"
	G10901	16	Lock Nut W/Nylon Insert, 3/8"-16

ITEM	PART NO.	QTY.	DESCRIPTION
5	GA14112	2	Hose Guide
	G10004	5	Hex Head Cap Screw, 3/8"-16 x 1 1/4"
	G11091	7	Serrated Flange Nut, 3/8"-16
6	GA13717	1	150 Gallon Tank Mount
	G10318	4	Hex Head Cap Screw, 5/8"-11 x 4 1/2"
	G11391	8	Flat Washer, 5/8" SAE
	G10107	4	Lock Nut, 5/8"-11
	GD1862	1	Pad, 8" x 14'
7	G10619	2	Close Nipple, 1 1/4" NPT
8	G10887	2	Elbow, 90°, 1 1/4" Male NPT To Female
9	GA4976	2	Shutoff Valve, 1 1/4" NPT
10	G10629	2	Elbow, 90°, 1 1/4" NPT To Barb
	G10674	2	Hose Clamp, No. 24
11	G10616	3	Reducing Bushing, 2" Male NPT To 1 1/4" Female
12	G10676	4	Hose Clamp, No. 36, Stainless Steel
13	G10628	3	Adapter, 2" NPT To Barb
	G4206-02	1	Hose, 2" x 15'
14	G10888	1	Tee, 2" Female NPT
15	G10627	2	1 1/2" Male NPT/Hose Barb
15	G10672	3	Hose Clamp, No. 28
15	G4202-03	1	Hose, 1 1/2" x 28'
16	GA13622	1	1 1/2" Ball Valve
17	G11306	1	1 1/2" Close Nipple
18	GA13623	1	Strainer, 1 1/2"
19	GD19422	1	1 1/2" Ball Valve Bracket
	G10686	4	Hex Head Cap Screw, 3/8"-16 x 8"
	G10108	4	Lock Nut, 3/8"-16
	GD19423	1	Clamp Plate
20	G11324	1	2" NPT x 1 1/2" Elbow
21	G11323	1	2" Female NPT Cross
22	G10230	10	Lock Washer, 5/8"
22	G10104	10	Hex Nut, 5/8"-11
22	GD16598	5	U-Bolt, 4" x 7" x 5/8"-11
23	GA7845	1	Quick Fill Mount, 2"
24	G10630	1	Elbow, 90°, 2" NPT To Barb
25	GA13716	2	200 Gallon Tank Mount
26	GD20060	2	Hose Bracket
	G10674	2	Hose Clamp, No. 24
27	G10623	1	Close Nipple, 2" NPT
28	GA2660	1	Shutoff Valve, 2" NPT
29	G10889	1	Elbow, 45°, 2" Male NPT To Female
30	GD3951	1	Dust Cap, 2" Cam Lock
31	GD3623	1	Adapter, 2" Male NPT To Cam Lock
32	GA14050	1	Tank W/Sealed Lid, 200 Gallon
	GR1941	-	Seal
	GR0508	-	Pipe Plug, 3/4" NPT
	GR0513	-	3/4" Polypropylene Fitting Assembly (Overflow Fitting, Nut, Bushing And O-Ring)
33	GA14111	1	Hose Guide
34	GA14192	1	Gauge Bracket Mount
	GD19639	1	U-Bolt, 4 1/2" x 3/8"-16
35	G4602-02	2	Hose, 1 1/4" x 22'

(IP1020)

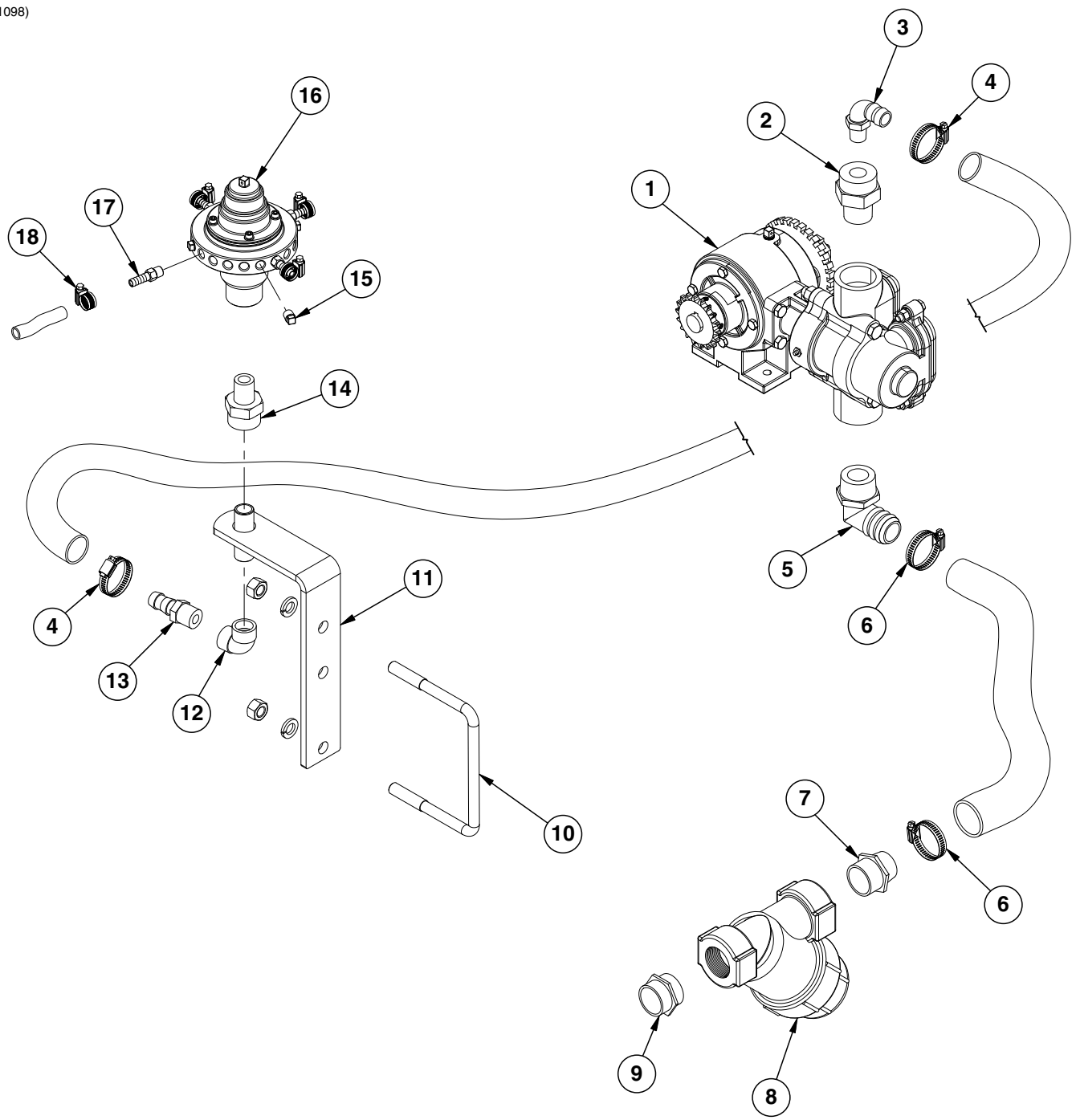




ITEM	PART NO.	QTY.	DESCRIPTION
1	G10801	2	Carriage Bolt, 1/2"-13 x 2 1/4"
	G11389	2	Flat Washer, 1/2" SAE
	G10228	2	Lock Washer, 1/2"
	G10102	2	Hex Nut, 1/2"-13
2	GA13617	2	Idler Arm
3	GD19393	1	Bushing
4	GA7154	2	Sprocket W/Bearing, 18 Tooth
5	GA5090	1	Tire And Rim Assembly (Specify Brand*)
	GD5752	1	Inner Tube
	GD5753	1	Tire, 4.10" x 6" (Specify Brand*)
6	G10302	12	Carriage Bolt, 5/16"-18 x 7/8"
	G11386	12	Flat Washer, 5/16" SAE
	G10232	12	Lock Washer, 5/16"
	G10106	12	Hex Nut, 5/16"-18
7	GA13614	1	Fertilizer Wheel Arm
8	G10233	8	Machine Bushing, 1 1/2" x 1/32", 10 Gauge
9	GA9846	2	Flanged Bearing, 7/8" Hex Bore
	G10302	6	Carriage Bolt, 5/16"-18 x 7/8"
	G11386	6	Flat Washer, 5/16" SAE
	G10232	6	Lock Washer, 5/16"
	G10106	6	Hex Nut, 5/16"-18
10	GD6825-9.875	1	Hex Shaft, 7/8" x 9 7/8"
	G10602	2	Spring Pin, 1/4" x 1 1/2"
11	GA7180	1	Sprocket, 40 Tooth
12	GD7889	1	Bushing, 1" O.D. x 9/16" I.D. x 7/16" Long
13	GA13619	1	Fertilizer Pump Mount
14	GA9357	4	Bearing, 7/8" Hex, Single Lip
15	G3400-01	8	Flangette
16	GD16598	1	U-Bolt, 4" x 7" x 5/8"-11
	G10230	2	Lock Washer, 5/8"
	G10104	2	Hex Nut, 5/8"-11
17	G10003	1	Hex Head Cap Screw, 3/8"-16 x 1 1/2"
	G11387	1	Flat Washer, 3/8" SAE
	G10229	1	Lock Washer, 3/8"
	G10101	1	Hex Nut, 3/8"-16
18	GD6825-13	1	Hex Shaft, 7/8" x 13"
	G10602	2	Spring Pin, 1/4" x 1 1/2"
19	---	-	<a href="#">See "Liquid Fertilizer Piston Pump (Uses 18 Tooth Sprocket)" on page P233</a>
20	GA13620	1	Wrench Bracket
21	GA2068	2	Spring W/Plug
22	G10053	2	Hex Head Cap Screw, 1/2"-13 x 2 1/2"
23	G11389	2	Flat Washer, 1/2" SAE
24	G10041	1	Hex Head Cap Screw, 5/16"-18 x 2"
25	GB0218	2	Bushing, 2 1/32" I.D. x 7/8" O.D. x 1 9/32" Long
26	GD19401	1	Spring Mount
27	G10689	2	Carriage Bolt, 5/8"-11 x 2"
	G11391	2	Flat Washer, 5/8" SAE
	G10107	2	Lock Nut, 5/8"-11
28	GD5857	2	Spring
29	GD2558	1	Lynch Pin, 1/4"
30	GA5111	2	Sprocket, 26 Tooth
31	G3310-104	1	Chain, No. 40, 104 Pitch Including Connector Link
32	G3310-58	1	Chain, No. 40, 58 Pitch Including Connector Link

\*Specific brand requests will be supplied only as available from current Kinze Repair Parts stock. If a specific brand requested is not in stock, the brand available will be supplied. Different brand tires may have different diameters. Change in tire brand may affect rates. Field checks are recommended after any change in tires.

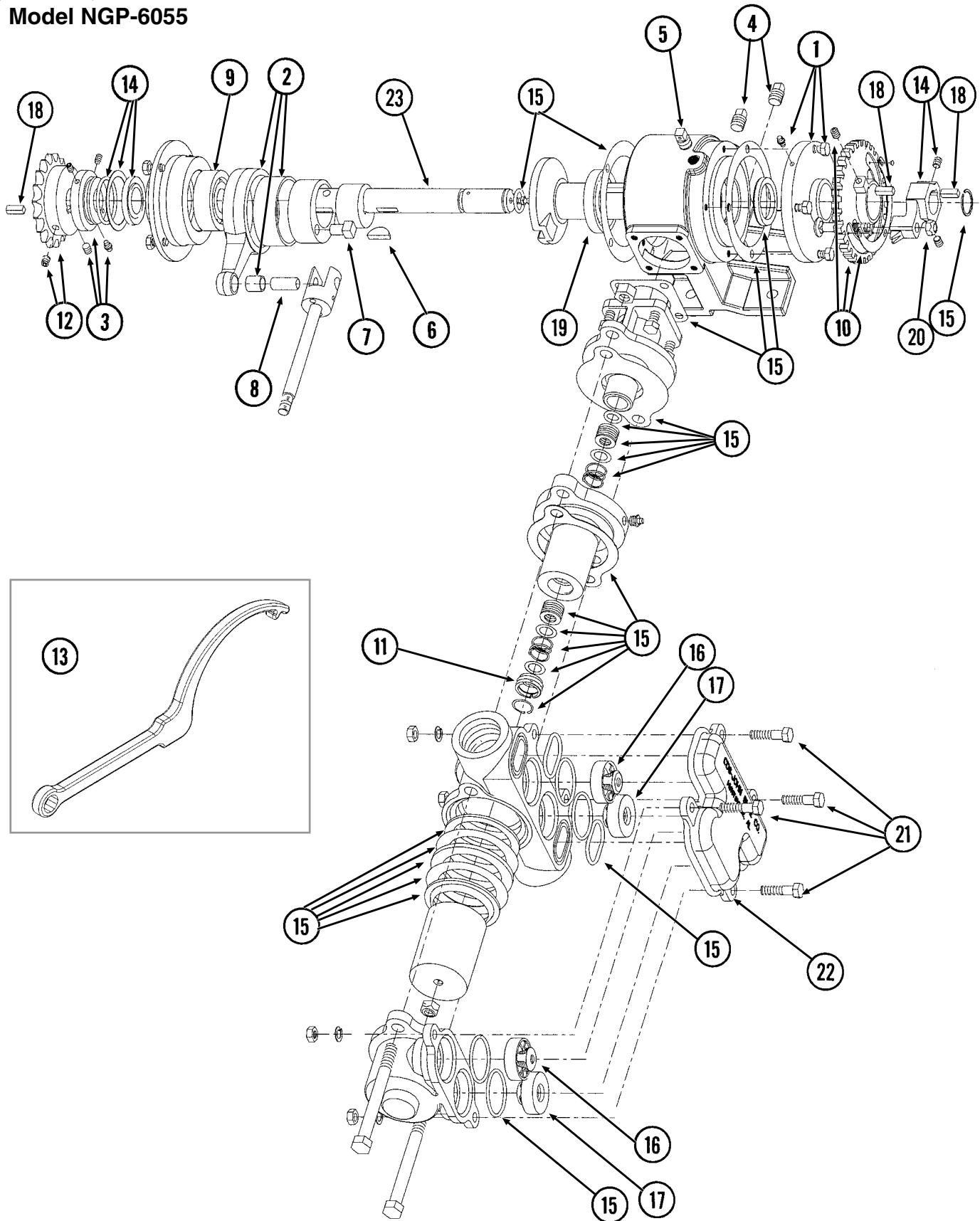
(IP1098)



ITEM	PART NO.	QTY.	DESCRIPTION
1	---	-	<a href="#">See "Liquid Fertilizer Piston Pump (Uses 18 Tooth Sprocket)" on page P233</a>
	GR1917	-	Mesh Screen, No. 30
	GR1918	-	Gasket
2	G11237	1	Reducing Bushing, 1½" Male NPT To ¾" Female
3	G10917	1	Elbow, 90°, ¾" NPT To Barb
4	G10278	2	Hose Clamp, No. 16
	G4205-10	1	Hose, ¾" x 200"
5	G11305	1	1½" Male NPT/Hose Barb Elbow
6	G10672	2	Hose Clamp, No. 28
	G4202-03	1	Hose, 1½" x 28'
7	G10627	1	Adapter, 1½" NPT to Barb
8	GA13623	1	Strainer, 1½"
9	G11306	1	1½" Close Nipple
10	GD16598	1	U-Bolt, 4" x 7" x ⅝"-11
	G10230	2	Lock Washer, ⅝"
	G10104	2	Hex Nut, ⅝"-11
11	GA6527	1	Mount, ¾" NPT
12	G10733	1	Elbow, 90°, ¾" Female NPT
13	G10734	1	Adapter, ¾" NPT To Barb
14	G10995	1	Reducing Bushing, 1" Male NPT To ¾" Female, Stainless Steel
15	G10292	4	Pipe Plug, ¼" NPT
16	GA9407	1	Liquid Fertilizer Piston Pump Flow Divider Complete, 20 Outlet (Model FD-2000)
17	GD11700	16	Adapter, ¼" NPT To ⅜" Barb
18	G10681	16	Hose Clamp, No. 6
	G4301-07	1	Hose, ⅜" x 200'

(A12335a/GR1808)

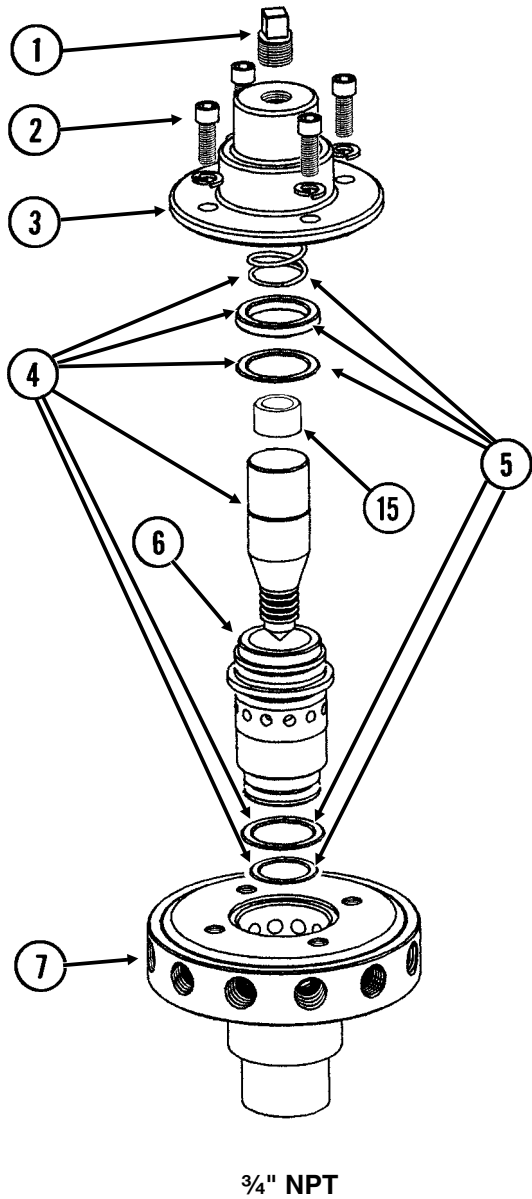
Model NGP-6055



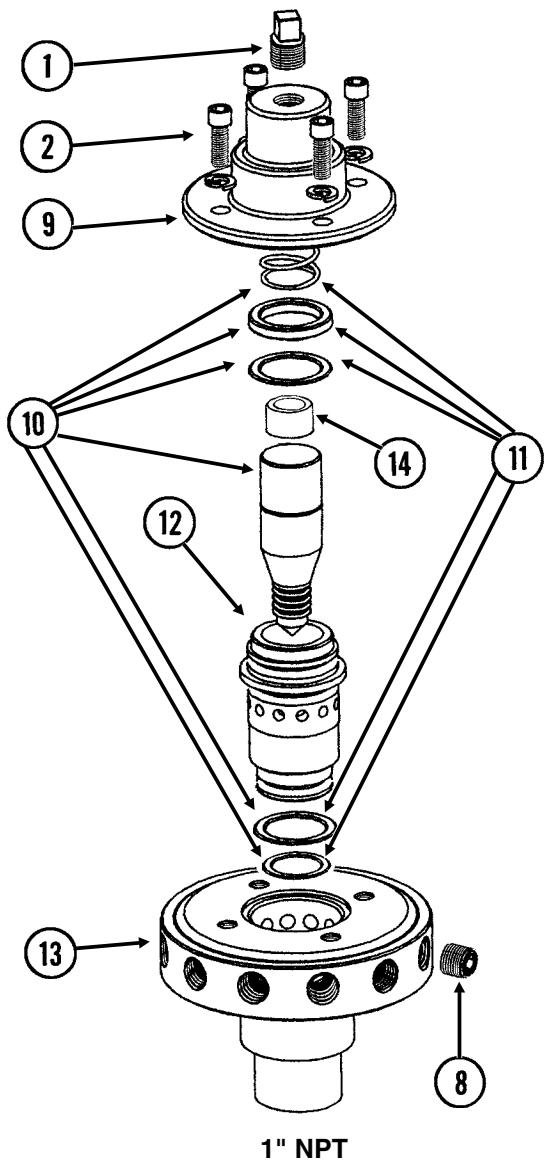
ITEM	PART NO.	QTY.	DESCRIPTION
1	GR1804	1	Flange Cover Assembly
	G10991	4	Hex Head Cap Screw, 5/16"-18 x 7/8"
2	GR1802	1	Connecting Rod Assembly
3	GR1801	1	Spacer Assembly
	G10693	3	Hex Socket Head Set Screw, 5/16"-18 x 3/8"
4	GR1123	2	Plug
5	GR1543	1	Vent Plug
6	GR1112	1	Woodruff Key
7	GR1120	1	Eccentric Pin
8	GR1124	1	Pin
9	GR1104	1	Bearing
10.	GR1805	1	Setting Hub Assembly
11	GR1134	1	Stuffing Box Insert
12	GR1389	1	Sprocket, 18 Tooth
13	GR1808	1	Adjustment Wrench
14	GR1806	1	Setting Pointer Assembly
15	GR1795	1	Repair Kit, Includes: (6) Gaskets, (9) O-Rings, (4) Washers, (1) Retaining Ring, (2) Oil Seals, (1) Snap Ring, (1) Thrust Washer, (1) Rod Bushing, (2) Flange Plunger Packings, (2) Packing Springs, (2) Rod Vee Packing Sets
16	GR1799	2	Discharge Valve Assembly
17	GR1797	2	Suction Valve Assembly
18	GR1118	3	Setting Arm Key
19	GR1116	1	Bearing
20	G10306	1	Carriage Bolt, 3/8"-16 x 2"
	G10108	1	Lock Nut, 3/8"-16
21	G10003	4	Hex Head Cap Screw, 3/8"-16 x 1 1/2"
	G11387	4	Flat Washer, 3/8" SAE
	G10229	4	Lock Washer, 3/8"
	G10101	4	Hex Nut, 3/8"-16
22	GR2003	1	Valve Cover
23	GR2185	1	Crankshaft
A	GA12330	-	Piston Pump Complete W/18 Tooth Sprocket (Model NGP-6055)

(FRTZ159/PT40a/FRTZ202c)

**Model FD-1200 Flow Divider,  
12 Outlet**

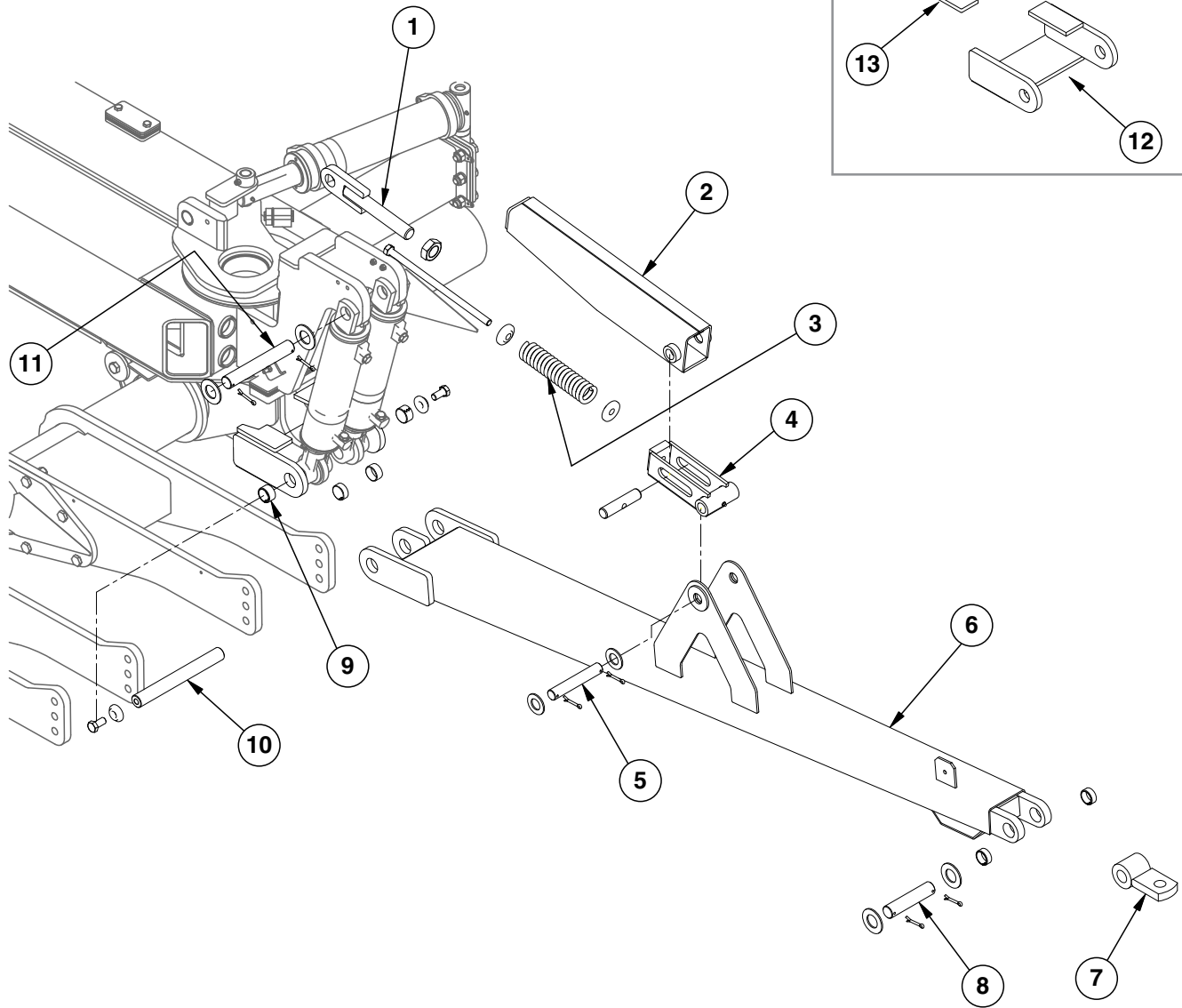


**Model FD-2000 Flow Divider,  
20 Outlet**



ITEM	PART NO.	QTY.	DESCRIPTION
1	GR1543	1	Vent Plug
2	GR1542	4	Hex Socket Head Screw, ¼"-20 x ¾"
	GR1541	4	Lock Washer, ¼", Stainless Steel
3	GR1540	1	Cap
4	GR1544	1	Needle Assembly W/Seal Kit (Item 22)
5	GR1545	1	Seal Kit, Includes: (3) O-Rings, (1) Seal, (1) Spring
6	GR1535	1	Sleeve
7	GR1533	1	Body, 12 Outlets
8	G10350	4	Hex Socket Head Plug, ¼" NPT, Stainless Steel
9	GR1566	1	Cap
10	GR1567	1	Needle Assembly W/Seal Kit (Item 22)
11	GR1568	1	Seal Kit, Includes: (3) O-Rings, (1) Seal, (1) Spring
12	GR1561	1	Sleeve
13	GR1559	1	Body, 20 Outlets
14	GR1575	1	Sleeve, Stainless Steel
15	GR1574	1	Sleeve, 1" O.D. x ½" Long, Stainless Steel
A	GA8931	1	Liquid Fertilizer Piston Pump Flow Divider Complete, 12 Outlet (Model FD-1200) (Items 1-7) (12 Row Sizes)
B	GA9407	1	Liquid Fertilizer Piston Pump Flow Divider Complete, 20 Outlet (Model FD-2000) (Items 1, 2 And 8-14) (16 Row Size)

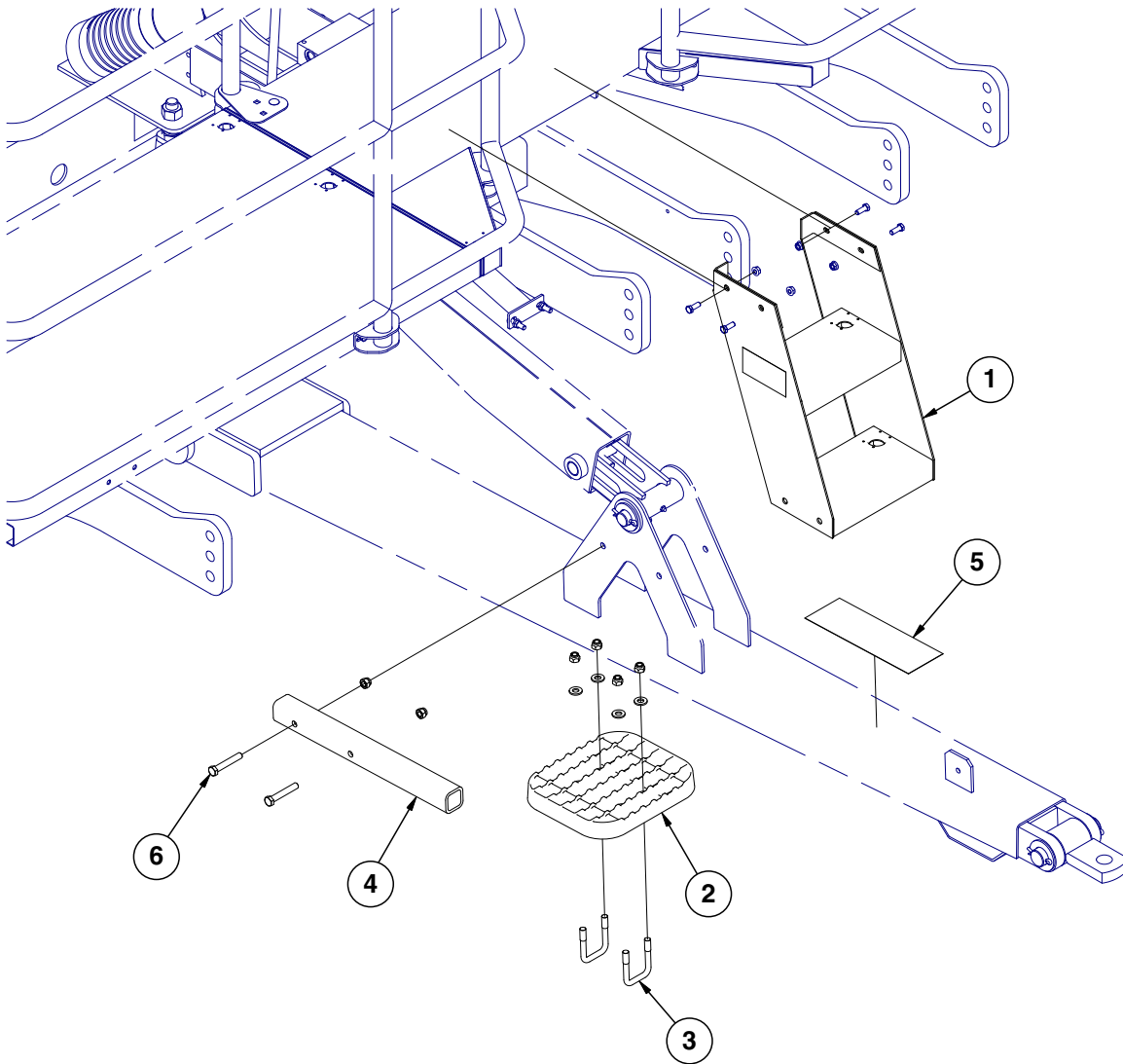
(IP1132-1a)





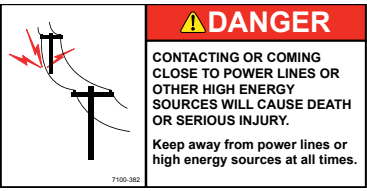




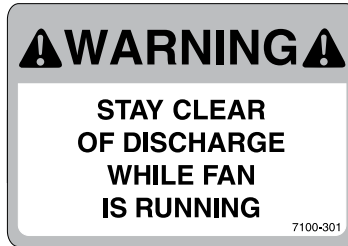
ITEM	PART NO.	QTY.	DESCRIPTION
1	GA14168	1	Link Adjustment
	G10087	1	Hex Jam Nut, 1½"-12, Grade 2
2	GA14167	1	Top Link
3	GD10273	1	Compression Spring
	GB0213	2	Spring Seat
	GD7907	1	Special Bolt
4	GA14169	1	Side Link
	GD10296	1	Pin, 1¼" x 5½"
5	GD4230	1	Shaft
	G11396	2	Flat Washer, 1¼"
6	GA14163	1	Trailer Hitch
	GD20168	5	Steel Tension Bushing, 1½"
7	GA14162	1	Clevis
8	GD20166	1	Pin, 1½" x 6¾"
	G11397	4	Flat Washer, 1½" SAE
	G10460	6	Cotter Pin, ¼" x 2"
9	GD19007	2	Tension Bushing, 1½"
10	GD20167	1	Pin, 1½" x 13"
	GB0409	2	Spring Washer
	G10025	2	Hex Head Cap Screw, ¾"-10 x 1½"
11	GD20165	1	Pin, 1½" x 10"
12	GA14166	1	Hitch Mount
13	GD20156	1	Hitch Mount Stiffener

(IP1211)



ITEM	PART NO.	QTY.	DESCRIPTION
1	GA16145	1	Ladder
2	GB0315	1	Step
3	GD2721	2	U-Bolt, 2" x 2" x 1/2"-13
	G11389	4	Flat Washer, 1/2" SAE
	G10111	4	Lock Nut, 1/2"-13
4	GD20469	1	Tube, 2" x 20"
5	GD13706-02	1	Anti-Slip Tape, 4" x 12"
6	G10038	2	Hex Head Cap Screw, 1/2"-13 x 3"
	G10111	2	Lock Nut, 1/2"-13





	
	<p>Part No.: G7100-117 (used prior to 2013 production; replaced by G7100-382)</p> <p>Description: Decal, Danger</p> <p>Quantity: 1</p>
	
	<p>Part No.: G7100-382 (2013 production and on; replaces G7100-117)</p> <p>Description: Decal, Danger</p> <p>Quantity: 1</p>
	
	<p>Part No.: G7100-02 (used prior to 2013 production; replaced by G7100-384)</p> <p>Description: Decal, Warning</p> <p>Quantity: 1</p>
	
	<p>Part No.: G7100-384 (2013 production and on; replaces G7100-02)</p> <p>Description: Decal, Warning</p> <p>Quantity: 1</p>




Part No.: G7100-301  
 Description: Decal, Warning (Prior to 2012 Production)  
 Quantity: 2 (Located On Each Side Of Fan)



Part No.: G7100-392  
 Description: Decal, Caution (2012 Production and on)  
 Quantity: 2 (Located On Each Side Of Fan)

 <p style="text-align: center;">G7100-200 or G7100-385</p> <p>G7100-68 or G7100-385</p>	 <p>Part No.: G7100-200 Description: Decal, Warning (Prior to 2012 Production) Quantity: 2 (Two on each side of planter.)</p>
	 <p>Part No.: G7100-68 Description: Decal, Warning (Prior to 2012 Production) Quantity: 2 (Two on center frame; one on front - one on back.)</p>
	 <p>Part No.: G7100-385 Description: Decal, Warning (2012 Production and On) Quantity: 4</p>



Part No.: GD2199  
 Description: SMV Sign  
 Quantity: 1




Part No.: G7100-63  
 Description: Decal, Caution (Prior to 2012 Production)  
 Quantity: 2 (One on each end of planter)



Part No.: G7100-68  
 Description: Decal, Warning (Prior to 2012 Production)  
 Quantity: 2 (One on each end of planter)



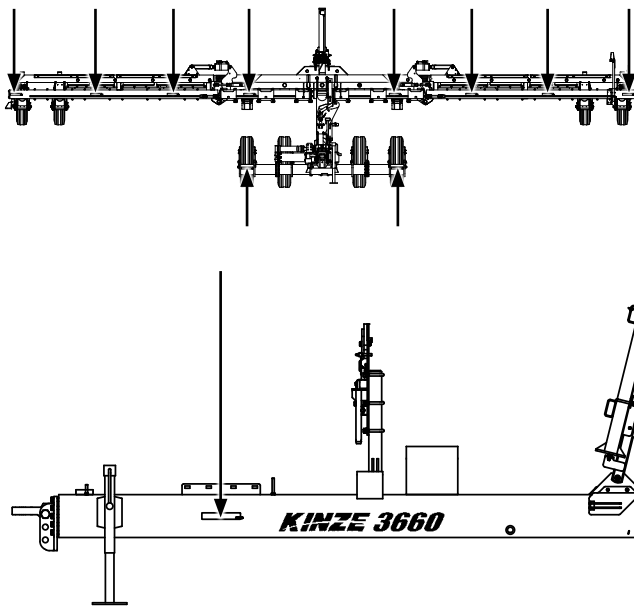
Part No.: G7100-385  
 Description: Decal, Warning (2012 Production and On)  
 Quantity: 2 (One on each end of planter)



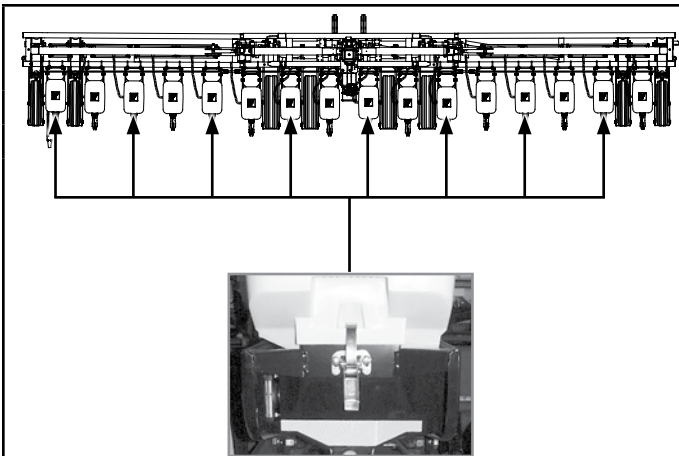
Part No.: G7100-349  
 Description: Decal, Warning (Prior to 2012 Production)  
 Quantity: 4 (Two on each end of planter on lower marker frame - front and back. Or, two on front and two on back of top frame member.)




Part No.: G7100-397  
 Description: Decal, Warning (2012 Production and on)  
 Quantity: 4 (Two on each end of planter on lower marker frame - front and back. Or, two on front and two on back of top frame member.)



Part No.: G7100-259  
 Description: Reflective Decal, Amber, 1½" x 9", Rectangular  
 Quantity: 2 (1 Located on Each Side of Hitch)  
  
 7 (Used on 12 Row); 9 (Used on 16 Row) (Located on the front side of the front toolbar - side-facing in transport position)  
  
 2 (Forward-Facing)




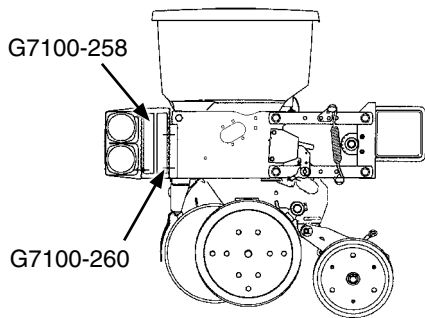
Part No.: G7100-262  
 Description: Reflective Decal, Amber, 1¾" x 9", Die-Cut  
 Quantity: 6 (used on 12 row; 8 (used on 16 row) (Located on the hopper support of every other row unit beginning on the L.H. side of the planter - Side-racing in transport position) (Standard)



Part No.: G7100-258  
 Description: Reflective Decal, Red, 1½" x 9" Rectangular  
 Quantity: 1 (Per Outer Scraper - Located On Top)

Part No.: G7100-260  
 Description: Reflective Decal, Orange, 1½" x 9" Rectangular  
 Quantity: 1 (Per Outer Scraper - Located On Bottom)

**With Even-Row Push Row Unit Option**




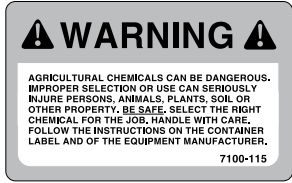


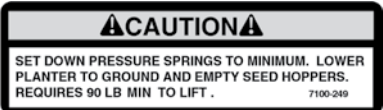
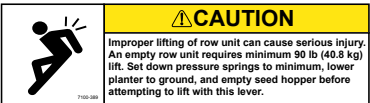

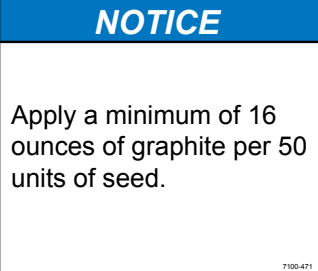
Part No.: G7100-258  
 Description: Reflective Decal, Red, 1½" x 9" Rectangular  
 Quantity: 1 (Located On The Light Bracket On The L.H. Side Of The Planter - Rear-Facing In Transport Position)





Part No.: G7100-260  
 Description: Reflective Decal, Orange, 1½" x 9" Rectangular  
 Quantity: 1 (Located On The Light Bracket On The L.H. Side Of The Planter - Rear-Facing In Transport Position)

Part No.: G7100-259  
 Description: Reflective Decal, Amber, 1½" x 9", Rectangular  
 Quantity: 1 Used Located On The Front Of The Optional Even-Row Push Row Unit - Side-Facing In Transport Position)



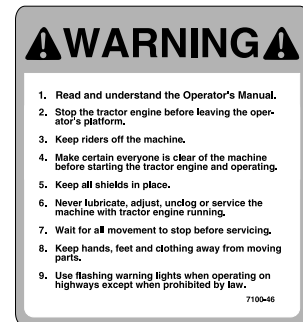
	<div style="background-color: #cccccc; width: 100px; height: 20px; margin-bottom: 10px;"></div> <p>Part No.: G7100-258                  Description: Reflective Decal, Red, 1½" x 9" Rectangular                  Quantity: 1 (Located on the front light bracket on the L.H. wing of the planter - rear-facing in transport position)</p> <p>1 (Located on the rear light bracket on the L.H. wing of the planter - rear-facing in transport position)</p> <hr/> <p>Part No.: G7100-260                  Description: Reflective Decal, Orange, 1½" x 9" Rectangular                  Quantity: 1 (Located on the rear light bracket on the L.H. wing of the planter - rear-facing in transport position)</p> <p>1(Located on the front light bracket on the L.H. wing of the planter - rear-facing in transport position)</p>
<p style="text-align: center;"><b>With Interplant Package Option</b></p>	<div style="background-color: #cccccc; width: 100px; height: 20px; margin-bottom: 10px;"></div> <p>Part No.: G7100-259                  Description: Reflective Decal, Amber, 1½" x 9", Rectangular                  Quantity: 5 Used On 12 Row; 7 On 16 Row (Located On The Front Of Every Other Push Row Unit Beginning With The Center Row Unit And Every Other Row Unit To Both Ends - Side-Facing In Transport Position)</p>

	
	<p>Part No.: G7100-115 (used prior to 2013 production; replaced by G7100-381)                  Description: Decal, Warning                  Quantity: 1 (1 Per Row Unit - Located On Underside Of Granular Chemical Hopper Lid)</p>
	
<p>Part No.: G7100-381 (2013 production and on; replaces G7100-115)                  Description: Decal, Warning                  Quantity: 1 (1 Per Row Unit - Located On Underside Of Granular Chemical Hopper Lid)</p>	
	
	<p>Part No.: G7100-249                  Description: Decal, Caution                  Quantity: 1 (Located On Interplant Push Row Unit Lift Lever) (Prior to 2012 Production)</p>
	
<p>Part No.: G7100-389                  Description: Decal, Caution                  Quantity: 1 (Located On Interplant Push Row Unit Lift Lever) (2012 Production and on)</p>	
	
	<p>Part No.: G7100-471                  Description: Decal, Notice                  Quantity: 1</p>

	<p><b>⚠ DANGER</b></p> <p>DO NOT REMOVE THIS ASSEMBLY AFTER PLANTER IS ASSEMBLED FOR USE. REMOVAL OF THIS WHEEL AND AXLE ASSEMBLY CAN CAUSE THE MACHINE TO BECOME UNSTABLE AND TIP OVER CAUSING DAMAGE OR SERIOUS INJURY.</p> <p><small>7100-215</small></p>
<p>Part No.: G7100-215 (prior to 2013 production; replaced by G7100-386)                  Description: Decal, Danger                  Quantity: 2 (Located on each side of rock shaft)</p>	<p><b>⚠ WARNING</b></p>  <p>Removing this wheel and axle assembly can cause equipment to tip over which could result in death, serious injury, or damage to property and equipment.</p> <p><small>7100-386</small></p>
<p>Part No.: G7100-386 (2013 production and on; replaces G7100-215)                  Description: Decal, Warning                  Quantity: 2 (Located on each side of rock shaft)</p>	<p><b>⚠ WARNING</b></p>  <p>Overinflation may cause explosive separation of tire and rim which could result in death or serious injury. Follow inflation specifications and maintenance instructions in the operator's manual.</p> <p><small>7100-370</small></p>
	<p>Part No.: G7100-370                  Description: Decal, Warning                  Quantity: 2 (Outer Stub Axles)</p>



Part No.: G7100-90 (used prior to 2013 production)  
 Description: Decal, Warning  
 Quantity: 1



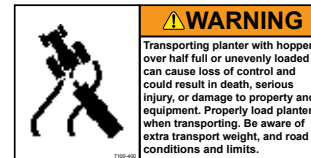
Part No.: G7100-46 (used prior to 2013 production)  
 Description: Decal, Warning  
 Quantity: 1








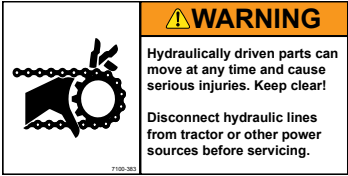
Part No.: G7100-259  
 Description: Reflective Decal, Amber, 1½" x 9", Rectangular  
 Quantity: 2 (One on each side of hitch)


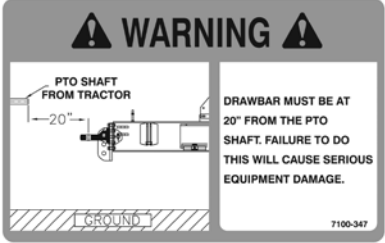
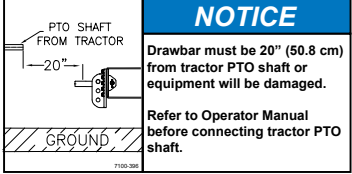
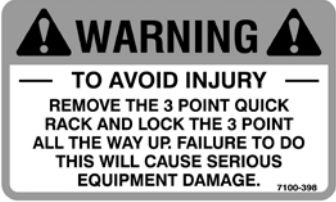



Part No.: G7100-75  
 Description: Decal, Caution (Prior to 2012 Production)  
 Quantity: 4 (Front and Rear/Left and Right)



Part No.: G7100-400  
 Description: Decal, Warning (2012 Production and On)  
 Quantity: 4 (Front and Rear/Left and Right)

	<div data-bbox="1036 247 1325 478">  </div> <p>Part No.: G7100-302 (used prior to 2013 production; replaced by G7100-393)                  Description: Decal, Warning                  Quantity: 1</p> <div data-bbox="1008 657 1354 831">  </div> <p>Part No.: G7100-393 (2013 production and on; replaces G7100-302)                  Description: Decal, Warning                  Quantity: 1</p>
	<div data-bbox="1052 991 1308 1297">  </div> <p>Part No.: G7100-357 (used prior to 2013 production; replaced by G7100-383)                  Description: Decal, Warning                  Quantity: 2 (One on each end of hydraulic drive shaft)</p> <div data-bbox="1008 1482 1354 1656">  </div> <p>Part No.: G7100-383 (2013 production and on; replaces G7100-357)                  Description: Decal, Warning                  Quantity: 2 (One on each end of hydraulic drive shaft)</p>

	
	<p>Part No.: G7100-347 (prior to 2013 production; replaced by G7100-396)</p> <p>Description: Decal, Warning</p> <p>Quantity: 2 (Located on each side of planter pump housing)</p>
	
	<p>Part No.: G7100-396 (2013 production and on; replaces G7100-347)</p> <p>Description: Decal, Notice</p> <p>Quantity: 2 (Located on each side of planter pump housing)</p>
	
	<p>Part No.: G7100-398 (prior to 2013 production; replaced by G7100-401)</p> <p>Description: Decal, Warning</p> <p>Quantity: 2 (Located on each side of planter pump housing)</p>
	
<p>Part No.: G7100-401 (2013 production and on; replaces G7100-398)</p> <p>Description: Decal, Warning</p> <p>Quantity: 2 (Located on each side of planter pump housing)</p>	



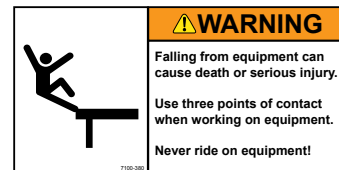
Part No.: G7100-377  
 Description: Decal, Warning Entrapment  
 Quantity: 2 (on each ASD Tank Lid)







Part No.: G7100-376  
 Description: Decal, Notice ASD Pressure  
 Quantity: 2 (on each ASD Tank Lid)









Part No.: G7100-266  
 Description: Decal, Danger (Prior to 2012 Production)  
 Quantity: 2 (Located on each side of stair)



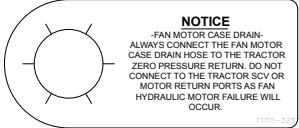
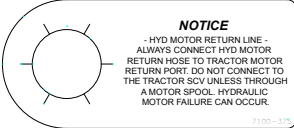

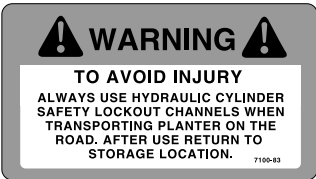

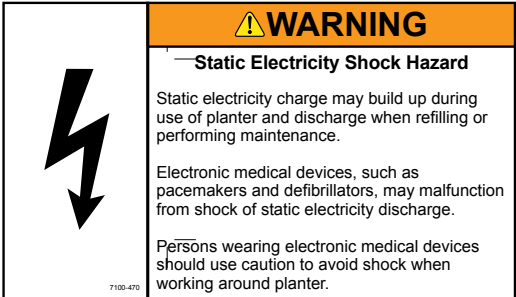


Part No.: G7100-380  
 Description: Decal, Warning (2012 Production and On)  
 Quantity: 2 (Located on each side of stair)






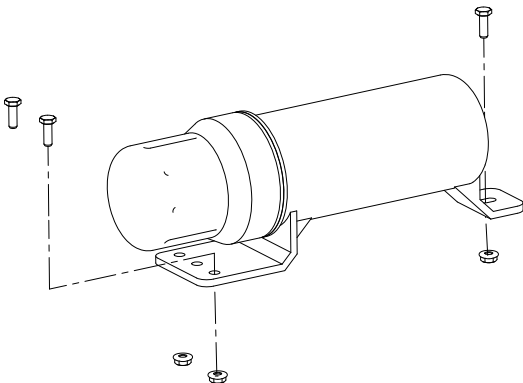
	<p>Part No.: GD1162 Description: Tie Strap, 28"</p> <p>Part No.: GD1512 Description: Tie Strap, 7½"</p> <p>Part No.: GD2117 Description: Tie Strap, 14½"</p> <p>Part No.: GD2984 Description: Tie Strap, 34"</p>
	<p>Part No.: GD10057-01 Description: Hose Identification Sleeve, Red AA</p> <p>Part No.: GD10057-02 Description: Hose Identification Sleeve, Red BB</p> <p>Part No.: GD10057-03 Description: Hose Identification Sleeve, Blue AA</p> <p>Part No.: GD10057-04 Description: Hose Identification Sleeve, Blue BB</p> <p>Part No.: GD10057-11 Description: Hose Identification Sleeve, Green PP</p> <p>Part No.: GD10057-12 Description: Hose Identification Sleeve, Green RR</p> <p>Part No.: GD10057-14 Description: Hose Identification Sleeve, Yellow PP</p> <p>Part No.: GD10057-15 Description: Hose Identification Sleeve, Yellow RR</p> <p>Part No.: GD10057-17 Description: Hose Identification Sleeve, Black PP</p> <p>Part No.: GD10057-18 Description: Hose Identification Sleeve, Black RR</p> <p>Part No.: GD10057-19 Description: Hose Identification Sleeve, Orange CD</p>
	<p>Part No.: G7100-341 Description: Decal, Sending Unit Quantity: 1</p>
	<p>Part No.: G7100-340 Description: Decal, Sending Unit Quantity: 1</p>




	<p>Part No.: G7100-208                  Description: Decal, Interplant                  Quantity: 2</p>
	<p>Part No.: G7100-247                  Description: Decal, Logo, 4<math>\frac{3}{8}</math>" x 4<math>\frac{1}{2}</math>"                  Quantity: 2 (Per Row Unit)</p> <p>Part No.: G7100-252                  Description: Decal, Logo, 3<math>\frac{1}{2}</math>" x 3<math>\frac{5}{8}</math>" (Hopper Panel Extension)                  Quantity: -</p>
	<p>Part No.: G7100-177                  Description: Decal, Twin-Line®, ¾" x 3"                  Quantity: 1</p>
<p>G7100-217</p> <div style="border: 1px solid black; padding: 5px;"> <p style="text-align: center;"><b>NOTE</b></p> <p>It is the responsibility of the user to read and understand the Operator's Manual in regards to safety, operation, lubrication and maintenance before operation of this equipment.</p> <p>AN OPERATOR &amp; PARTS MANUAL IS AVAILABLE FOR THIS MACHINE.</p> <p>To obtain a manual, furnish model number and serial number and contact your KINZE Dealer or KINZE Manufacturing, Inc., P.O. Box 806 Williamsburg, IA 52361-0806 USA</p> </div> <p>G7100-387</p> <div style="border: 1px solid black; padding: 5px;"> <div style="display: flex; align-items: center;">  <div> <p><b>WARNING</b></p> <p>Improper operation or servicing of this equipment can result in death or serious injury. Read and follow all instructions in the Operator and Parts Manual.</p> <p>Contact your Kinze dealer or go to <a href="http://www.kinze.com">www.kinze.com</a> to order a replacement manual.</p> </div> </div> </div>	<p>Part No.: G7100-217 (prior to 2013 production; replaced by G7100-387)                  Description: Decal, Note                  Quantity: 1</p> <p>Part No.: G7100-387 (2013 production and on; replaces G7100-217)                  Description: Decal, Warning                  Quantity: 1</p>
	<p>Part No.: G7100-358                  Description: Decal, EdgeVac</p>
	<p>Part No.: G7100-359                  Description: Decal, ASD</p>
<div style="border: 1px solid black; padding: 5px;"> <p style="text-align: center;"><b>TORQUE 5/8" SPINDLE BOLTS TO 120 FT/LBS. CHECK PERIODICALLY AND RE-TORQUE AS NEEDED.</b></p> <p style="text-align: right; font-size: small;">7100-234</p> </div>	<p>Part No.: G7100-234                  Description: Decal, Bolt Torque                  Quantity: -</p>
<div style="border: 1px solid black; padding: 5px;"> <p style="font-size: x-small;">USE 1 TABLESPOON POWDERED GRAPHITE WITH EACH HOPPER FILL OF SEED. SEED TREATMENT, FOREIGN MATERIAL, DIRT, OR SEED CHAFF MAY CAUSE GRADUAL REDUCTION OF SEED POPULATION. REFER TO MANUAL FOR MAINTENANCE AND CARE.</p> <p style="text-align: right; font-size: x-small;">7100-153</p> </div>	<p>Part No.: G7100-153                  Description: Decal, Information                  Quantity: 1 Per Brush-Type Seed Meter</p>

 <p><b>MARKER SPEED CONTROL</b>          ↓ LOWER ↑ RAISE          SEE MANUAL FOR PROPER ADJUSTMENT          7100-201</p>	<p>Part No.: G7100-201          Description: Decal, Information</p>
 <p><b>EdgeVac®</b>          PROTECTED BY THE FOLLOWING PATENTS          UNITED STATES          7,093,548 7,152,542          7100-456</p>	<p>Part No.: G7100-456 (replaces G7100-311)          Description: Decal, EdgeVac</p>
 <p><b>NOTICE</b>          - FAN MOTOR CASE DRAIN -          ALWAYS CONNECT THE FAN MOTOR CASE DRAIN HOSE TO THE TRACTOR ZERO PRESSURE RETURN. DO NOT CONNECT TO THE TRACTOR SCV OR MOTOR RETURN PORTS AS FAN HYDRAULIC MOTOR FAILURE WILL OCCUR.          7100-310</p>	<p>Part No.: G7100-329          Description: Tag, Fan Motor Case Drain</p>
 <p><b>NOTICE</b>          - HYD MOTOR RETURN LINE -          ALWAYS CONNECT HYD MOTOR RETURN HOSE TO TRACTOR MOTOR RETURN PORT. DO NOT CONNECT TO THE TRACTOR SCV UNLESS THROUGH A MOTOR SPOOL. HYDRAULIC MOTOR FAILURE CAN OCCUR.          7100-120</p>	<p>Part No.: G7100-375          Description: Tag, Hydraulic Motor Return Line</p>
 <p><b>KINZE</b>  <i>Vision</i> EQUIPPED</p>	<p>Part No.: G7100-335          Description: Decal, Kinze Vision</p>
<p>G7100-83</p>  <p><b>WARNING</b>          TO AVOID INJURY          ALWAYS USE HYDRAULIC CYLINDER SAFETY LOCKOUT CHANNELS WHEN TRANSPORTING PLANTER ON THE ROAD. AFTER USE RETURN TO STORAGE LOCATION.          7100-83</p> <p>G7100-385</p>  <p><b>WARNING</b>          Uncontrolled machine movement can crush resulting in death, serious injury, or damage to property and equipment.          Install safety lockup devices before working under or transporting this equipment.          7100-385</p>	<p>Part No.: G7100-83 (prior to 2013 production; replaced by G7100-385)          Description: Decal, Warning</p> <p>Part No.: G7100-385          Description: Decal, Warning</p>
 <p><b>WARNING</b>          — Static Electricity Shock Hazard</p> <p>Static electricity charge may build up during use of planter and discharge when refilling or performing maintenance.</p> <p>Electronic medical devices, such as pacemakers and defibrillators, may malfunction from shock of static electricity discharge.</p> <p>Persons wearing electronic medical devices should use caution to avoid shock when working around planter.          7100-470</p>	<p>Part No.: G7100-470          Description: Decal, Warning          Quantity: 1</p>

<p style="text-align: center;">7100-351</p> <p style="text-align: center;">7100-438</p>	<p>Part No.: G7100-351 Description: Decal, Lube (Used with GA13305 PTO Shaft Assembly - Prior to 2013 production)</p>
	<p>Part No.: G7100-438 Description: Decal, Lube (Used with GA15355 PTO Shaft Assembly - 2013 production and on)</p>
	<p>Part No.: G7100-352 Description: Decal, Tank Drain</p>
	<p>Part No.: G7100-111 Description: Decal, Oil Daily</p>
	<p>Part No.: G7100-116 Description: Decal, Grease Daily</p>
	<p>Part No.: G7100-110 Description: Decal, Grease Weekly</p>
	<p>Part No.: GR0155 Description: Blue Paint, Aerosol Can</p> <p>Part No.: GR0155MPP Description: Blue Paint, Twelve Aerosol Cans</p>

	<p>Part No.: GR0146 Description: Powdered Graphite, 1 Pound Container</p> <p>Part No.: GR0146MPP Description: Powdered Graphite, Twenty-Four 1 Pound Containers</p>
	<p>Part No.: GR1570MPP Description: Talc Lubricant, Four 8 Pound Containers</p> <p>Part No.: GR1828 Description: Talc Lubricant, 30 Pound Container</p>
	<p>Part No.: GR1842MPP Description: Graphite Lubricant, Four 5 Pound Containers</p>
	<p>Part No.: G7100-334 Description: Decal, Kinze 3660 Quantity: 2 (1 On Each Side of Hitch)</p>
	<p>Part No.: GM0217-01 Description: Operator Manual, Model 3660</p> <p>Part No.: GM0217-02 Description: Parts Manual, Model 3660</p> <p>Part No.: GPR1094 Description: Binder (Contact Kinze Parts To Order)</p>
	<p>Part No.: GA15422 Description: Operator's Manual Canister Quantity: 1</p> <p>Part No.: G11166 Description: Hex Socket Flange Cap Screw, 1/4"-20 x 3/4" Quantity: 3</p> <p>Part No.: G11320 Description: Lock Nut, 1/4"-20, Grade B Quantity: 3</p>

---

 A rectangular decal featuring a stylized American flag. The top-left corner is a blue field with white stars, and the rest of the decal consists of horizontal red and white stripes.	<p>Part No.: G7100-484</p> <p>Description: Decal, American Flag</p>
---	---



# Numerical Index

M0217-02

Model 3660

Part No.	Page	Part No.	Page	Part No.	Page	Part No.	Page
*A1008	P194	*A12740	P82	*D12106	P172	*D12263	P167
*A1022	P194	*A12741	P192	*D12148	P164	*D12264	P167
*A1025	P194	*A12743	P192	*D12148	P166	*D12276	P173
*A1073	P192	*A12744	P69	*D12200	P169	*D12276	P178
*A1073	P194	*A12744	P86	*D12200	P176	*D12277	P162
*A1086	P194	*A12744	P88	*D12202	P176	*D12278	P176
*A1093	P194	*A12744	P192	*D12203	P176	*D12281	P167
*A1097	P194	*A12746	P192	*D12204	P167	*D12282	P164
*A1107	P192	*A12747	P192	*D12204	P173	*D12282	P166
*A1141	P192	*A12906	P82	*D12204	P176	*D13399	P173
*A1154	P192	*A12910	P69	*D12204	P178	*D13399	P178
*A1189	P192	*A12910	P86	*D12210	P168	*D18634	P168
*A12002	P69	*A12910	P88	*D12212	P168	*D18635	P168
*A12002	P88	*A12910	P192	*D12213	P168	*D19250	P162
*A12014	P88	*A12911	P69	*D12214	P168	*D19251	P162
*A12042	P194	*A12911	P86	*D12221	P167	*GA13554	P212
*A12058	P192	*A12911	P88	*D12221	P169	*GA14447	P212
*A12060	P194	*A12911	P192	*D12222	P167	6408-16	P190
*A12061	P194	*A12916	P192	*D12222	P169	700-01078	P26
*A12062	P194	*A12922	P88	*D12223	P164	700-01079	P28
*A12065	P159	*A12922	P69	*D12223	P166	A10759	P32
*A12065	P194	*A12922	P86	*D12226	P172	A12887	P116
*A12071	P192	*A12922	P192	*D12235	P162	A13031	P169
*A12071	P194	*A1424	P86	*D12236	P162	A13082	P168
*A12072	P82	*A1424	P88	*D12239	P162	A13083	P167
*A12077	P194	*A1424	P196	*D12239	P164	A13084	P164
*A12078	P192	*A1425	P194	*D12239	P166	A13084	P166
*A12079	P82	*A1425	P194	*D12239	P172	A13549	P172
*A12097	P86	*A1432	P192	*D12240	P164	A13794	P120
*A12097	P88	*A1459	P196	*D12240	P166	A13937	P176
*A12097	P192	*A1464	P82	*D12240	P172	A13953	P176
*A12098	P69	*A3103	P194	*D12242	P164	A13956	P168
*A12098	P86	*A3127	P194	*D12242	P166	A13959	P120
*A12098	P88	*A3137	P194	*D12242	P172	A13960	P116
*A12098	P192	*A3157	P194	*D12243	P164	A14631	P177
*A12099	P88	*A3351	P82	*D12243	P166	A3398	P82
*A12099	P69	*A3363	P194	*D12243	P172	A8775	P162
*A12099	P86	*A3365	P86	*D12244	P172	D13169	P178
*A12099	P192	*A3365	P88	*D12251	P168	D13426	P173
*A12713	P192	*A3371	P82	*D12253	P169	G10001	P16
*A12715	P69	*A3381	P69	*D12253	P176	G10001	P18
*A12715	P86	*A3381	P88	*D12255	P164	G10001	P53
*A12715	P88	*A6201	P82	*D12255	P166	G10001	P57
*A12715	P192	*A7649	P69	*D12255	P172	G10001	P61
*A12721	P82	*A7652	P196	*D12258	P173	G10001	P92
*A12733	P192	*A7653	P192	*D12258	P178	G10001	P96
*A12736	P69	*A7655	P192	*D12259	P173	G10001	P98
*A12736	P88	*A7656	P192	*D12259	P178	G10001	P104
*A12738	P69	*A8262	P196	*D12260	P173	G10001	P110
*A12738	P86	*A8289	P192	*D12260	P178	G10001	P114
*A12738	P88	*D12047	P176	*D12261	P173	G10001	P114
*A12738	P192	*D12086	P172	*D12261	P178	G10001	P114

Part No.	Page	Part No.	Page	Part No.	Page	Part No.	Page
G10001	P114	G10004	P127	G10017	P40	G10031	P208
G10001	P217	G10004	P141	G10017	P42	G10033	P44
G10001	P66	G10004	P144	G10017	P42	G10033	P53
G10001	P68	G10004	P144	G10017	P79	G10033	P158
G10001	P77	G10004	P144	G10017	P80	G10033	P142
G10001	P82	G10004	P180	G10017	P220	G10033	P144
G10001	P84	G10004	P228	G10017	P74	G10036	P38
G10001	P92	G10005	P48	G10017	P92	G10036	P158
G10001	P92	G10005	P114	G10017	P94	G10037	P4
G10001	P94	G10005	P114	G10017	P128	G10037	P4
G10001	P102	G10005	P114	G10017	P130	G10037	P120
G10001	P120	G10005	P114	G10017	P160	G10037	P127
G10002	P32	G10005	P126	G10017	P190	G10037	P128
G10002	P126	G10005	P81	G10017	P226	G10038	P56
G10002	P220	G10005	P117	G10018	P14	G10038	P239
G10002	P141	G10006	P16	G10018	P16	G10039	P4
G10002	P142	G10006	P44	G10018	P74	G10039	P40
G10002	P144	G10006	P116	G10018	P208	G10039	P42
G10002	P144	G10006	P158	G10019	P126	G10039	P48
G10002	P144	G10007	P8	G10019	P156	G10039	P52
G10002	P144	G10007	P19	G10019	P142	G10039	P57
G10002	P208	G10007	P48	G10019	P144	G10039	P158
G10003	P2	G10007	P92	G10020	P26	G10039	P218
G10003	P36	G10007	P94	G10020	P142	G10040	P138
G10003	P46	G10007	P217	G10020	P144	G10041	P230
G10003	P114	G10007	P117	G10021	P26	G10045	P44
G10003	P116	G10008	P116	G10021	P152	G10045	P156
G10003	P126	G10008	P226	G10022	P26	G10045	P158
G10003	P126	G10009	P53	G10022	P138	G10045	P100
G10003	P234	G10009	P57	G10022	P138	G10046	P48
G10003	P92	G10010	P14	G10022	P188	G10046	P220
G10003	P94	G10010	P46	G10023	P5	G10047	P2
G10003	P230	G10010	P48	G10023	P8	G10047	P10
G10004	P4	G10010	P216	G10023	P32	G10047	P52
G10004	P8	G10010	P224	G10023	P106	G10047	P56
G10004	P46	G10011	P48	G10023	P152	G10047	P110
G10004	P60	G10011	P48	G10023	P77	G10047	P159
G10004	P60	G10011	P220	G10023	P82	G10047	P220
G10004	P79	G10013	P18	G10023	P94	G10047	P100
G10004	P80	G10013	P66	G10023	P132	G10047	P100
G10004	P80	G10013	P128	G10025	P238	G10048	P149
G10004	P114	G10013	P128	G10026	P116	G10048	P68
G10004	P126	G10013	P160	G10026	P148	G10048	P120
G10004	P138	G10014	P14	G10026	P150	G10048	P128
G10004	P158	G10014	P48	G10026	P154	G10049	P114
G10004	P158	G10014	P116	G10027	P104	G10049	P218
G10004	P218	G10014	P126	G10027	P102	G10049	P132
G10004	P49	G10014	P159	G10027	P148	G10049	P148
G10004	P49	G10014	P159	G10028	P125	G10053	P102
G10004	P63	G10015	P16	G10029	P114	G10053	P148
G10004	P66	G10016	P218	G10029	P114	G10053	P230
G10004	P108	G10017	P4	G10029	P114	G10054M	P182



# Numerical Index

M0217-02

Model 3660

Part No.	Page	Part No.	Page	Part No.	Page	Part No.	Page
G10055	P68	G10101	P138	G10104	P57	G10107	P128
G10061	P22	G10101	P218	G10104	P60	G10107	P128
G10061	P71	G10101	P234	G10104	P61	G10107	P160
G10061	P128	G10101	P49	G10104	P61	G10107	P228
G10062	P114	G10101	P49	G10104	P116	G10107	P230
G10062	P148	G10101	P63	G10104	P126	G10108	P2
G10063	P68	G10101	P66	G10104	P218	G10108	P2
G10064	P18	G10101	P68	G10104	P220	G10108	P4
G10064	P20	G10101	P71	G10104	P49	G10108	P22
G10064	P66	G10101	P77	G10104	P63	G10108	P32
G10067	P159	G10101	P81	G10104	P66	G10108	P52
G10067	P159	G10101	P130	G10104	P142	G10108	P56
G10067	P146	G10101	P130	G10104	P144	G10108	P60
G10068	P142	G10101	P130	G10104	P226	G10108	P60
G10068	P144	G10101	P132	G10104	P228	G10108	P60
G10071	P4	G10101	P169	G10104	P230	G10108	P61
G10071	P52	G10101	P172	G10104	P232	G10108	P92
G10071	P52	G10101	P180	G10105	P217	G10108	P104
G10071	P56	G10101	P230	G10105	P148	G10108	P114
G10071	P79	G10102	P4	G10106	P16	G10108	P116
G10071	P79	G10102	P16	G10106	P16	G10108	P126
G10071	P79	G10102	P16	G10106	P42	G10108	P126
G10071	P79	G10102	P44	G10106	P182	G10108	P158
G10071	P79	G10102	P44	G10106	P230	G10108	P158
G10071	P80	G10102	P48	G10106	P230	G10108	P159
G10071	P80	G10102	P53	G10107	P16	G10108	P217
G10071	P80	G10102	P57	G10107	P18	G10108	P218
G10071	P145	G10102	P126	G10107	P38	G10108	P220
G10071	P158	G10102	P156	G10107	P42	G10108	P220
G10071	P92	G10102	P156	G10107	P48	G10108	P222
G10071	P92	G10102	P158	G10107	P48	G10108	P234
G10071	P94	G10102	P216	G10107	P48	G10108	P68
G10071	P94	G10102	P220	G10107	P53	G10108	P68
G10071	P120	G10102	P220	G10107	P57	G10108	P82
G10071	P127	G10102	P82	G10107	P114	G10108	P84
G10071	P128	G10102	P92	G10107	P114	G10108	P92
G10071	P130	G10102	P160	G10107	P114	G10108	P92
G10071	P130	G10102	P226	G10107	P114	G10108	P92
G10071	P130	G10102	P230	G10107	P114	G10108	P94
G10071	P142	G10103	P5	G10107	P116	G10108	P100
G10087	P238	G10103	P36	G10107	P158	G10108	P100
G10096	P227	G10103	P96	G10107	P158	G10108	P102
G10098	P150	G10103	P98	G10107	P220	G10108	P120
G10100	P218	G10103	P138	G10107	P222	G10108	P120
G10101	P18	G10103	P20	G10107	P66	G10108	P128
G10101	P19	G10103	P132	G10107	P68	G10108	P141
G10101	P36	G10103	P132	G10107	P81	G10108	P141
G10101	P56	G10103	P144	G10107	P92	G10108	P144
G10101	P56	G10104	P8	G10107	P94	G10108	P144
G10101	P60	G10104	P8	G10107	P100	G10108	P144
G10101	P60	G10104	P19	G10107	P122	G10108	P148
G10101	P130	G10104	P53	G10107	P124	G10108	P180

Part No.	Page	Part No.	Page	Part No.	Page	Part No.	Page
G10108	P228	G10111	P120	G10204	P12	G10229	P138
G10109	P14	G10111	P122	G10204	P14	G10229	P218
G10109	P16	G10111	P122	G10204	P224	G10229	P218
G10109	P18	G10111	P124	G10207	P2	G10229	P234
G10109	P40	G10111	P128	G10207	P2	G10229	P49
G10109	P44	G10111	P141	G10213	P12	G10229	P49
G10109	P46	G10111	P142	G10213	P46	G10229	P63
G10109	P48	G10111	P144	G10213	P48	G10229	P66
G10109	P156	G10111	P148	G10216	P14	G10229	P68
G10109	P222	G10112	P48	G10216	P61	G10229	P71
G10109	P77	G10112	P114	G10217	P220	G10229	P77
G10109	P82	G10112	P114	G10220	P217	G10229	P82
G10109	P142	G10112	P114	G10227	P36	G10229	P132
G10109	P144	G10112	P116	G10227	P138	G10229	P142
G10110	P8	G10113	P159	G10227	P138	G10229	P144
G10110	P36	G10113	P159	G10227	P20	G10229	P176
G10110	P80	G10113	P124	G10227	P77	G10229	P180
G10110	P145	G10113	P146	G10227	P82	G10229	P230
G10110	P156	G10117	P126	G10227	P94	G10230	P8
G10110	P82	G10118	P117	G10227	P132	G10230	P8
G10110	P142	G10119	P126	G10227	P132	G10230	P18
G10110	P142	G10121	P80	G10227	P144	G10230	P19
G10110	P142	G10130	P4	G10228	P4	G10230	P60
G10110	P145	G10133	P18	G10228	P4	G10230	P61
G10111	P4	G10133	P44	G10228	P4	G10230	P61
G10111	P18	G10133	P46	G10228	P14	G10230	P116
G10111	P38	G10133	P48	G10228	P44	G10230	P126
G10111	P40	G10133	P182	G10228	P44	G10230	P216
G10111	P40	G10133	P222	G10228	P126	G10230	P218
G10111	P40	G10133	P208	G10228	P156	G10230	P218
G10111	P42	G10152	P16	G10228	P156	G10230	P220
G10111	P42	G10157	P116	G10228	P156	G10230	P49
G10111	P42	G10157	P118	G10228	P158	G10230	P63
G10111	P42	G10157	P117	G10228	P159	G10230	P66
G10111	P44	G10159	P158	G10228	P216	G10230	P117
G10111	P44	G10159	P158	G10228	P216	G10230	P117
G10111	P48	G10159	P159	G10228	P220	G10230	P142
G10111	P52	G10168	P156	G10228	P74	G10230	P144
G10111	P57	G10168	P156	G10228	P82	G10230	P226
G10111	P116	G10168	P158	G10228	P92	G10230	P228
G10111	P126	G10169	P116	G10228	P94	G10230	P230
G10111	P158	G10169	P117	G10228	P160	G10230	P232
G10111	P158	G10171	P16	G10228	P226	G10231	P116
G10111	P160	G10171	P110	G10228	P230	G10231	P148
G10111	P218	G10171	P77	G10229	P19	G10231	P154
G10111	P218	G10171	P82	G10229	P32	G10232	P16
G10111	P218	G10201	P2	G10229	P36	G10232	P16
G10111	P220	G10201	P10	G10229	P46	G10232	P110
G10111	P222	G10201	P32	G10229	P46	G10232	P126
G10111	P239	G10201	P60	G10229	P52	G10232	P182
G10111	P239	G10201	P104	G10229	P56	G10232	P220
G10111	P100	G10201	P102	G10229	P60	G10232	P74

# Numerical Index

M0217-02

Model 3660

Part No.	Page	Part No.	Page	Part No.	Page	Part No.	Page
G10232	P183	G10308	P138	G10348	P44	G10462	P120
G10232	P230	G10308	P145	G10350	P236	G10463	P16
G10232	P230	G10308	P142	G10371	P44	G10463	P61
G10233	P52	G10309	P22	G10374	P132	G10468	P120
G10233	P56	G10310	P10	G10374	P132	G10470	P26
G10233	P63	G10310	P36	G10390	P52	G10476	P142
G10233	P224	G10312	P2	G10390	P94	G10476	P144
G10233	P49	G10312	P20	G10390	P92	G10485	P226
G10233	P49	G10312	P32	G10390	P92	G10485	P227
G10233	P66	G10312	P52	G10390	P94	G10496	P132
G10233	P127	G10312	P56	G10397	P52	G10497	P128
G10233	P127	G10312	P127	G10397	P57	G10497	P132
G10233	P128	G10312	P128	G10400	P48	G10499	P68
G10233	P128	G10312	P130	G10401	P26	G10499	P68
G10233	P230	G10312	P130	G10403	P80	G10500	P26
G10234	P126	G10314	P80	G10403	P82	G10501	P44
G10237	P218	G10315	P16	G10403	P158	G10503	P40
G10243	P84	G10315	P18	G10404	P126	G10503	P42
G10243	P138	G10315	P36	G10412	P22	G10503	P46
G10243	P208	G10316	P80	G10427	P12	G10503	P48
G10251	P138	G10316	P96	G10427	P16	G10503	P222
G10253	P132	G10316	P98	G10438	P2	G10503	P128
G10253	P132	G10317	P52	G10438	P4	G10503	P128
G10256	P138	G10317	P56	G10438	P216	G10507	P218
G10257	P132	G10318	P42	G10448	P152	G10523	P36
G10260	P30	G10318	P228	G10448	P152	G10526	P216
G10265	P132	G10322	P218	G10450	P159	G10527	P126
G10278	P232	G10323	P26	G10450	P220	G10529	P37
G10284	P61	G10323	P30	G10451	P61	G10529	P102
G10292	P130	G10324	P177	G10451	P100	G10529	P104
G10292	P232	G10325	P12	G10451	P126	G10531	P28
G10301	P104	G10325	P32	G10451	P100	G10536	P40
G10301	P114	G10325	P104	G10451	P100	G10536	P42
G10302	P230	G10325	P102	G10452	P36	G10544	P156
G10302	P230	G10325	P148	G10455	P96	G10546	P22
G10303	P16	G10328	P12	G10455	P98	G10546	P33
G10303	P40	G10328	P102	G10456	P216	G10551	P2
G10305	P37	G10328	P122	G10457	P116	G10560	P216
G10305	P37	G10328	P124	G10458	P116	G10567	P22
G10305	P79	G10328	P176	G10459	P218	G10567	P32
G10305	P79	G10330	P152	G10460	P126	G10567	P33
G10305	P80	G10330	P152	G10460	P126	G10570	P33
G10305	P122	G10336	P126	G10460	P158	G10572	P42
G10305	P124	G10338	P10	G10460	P158	G10574	P38
G10305	P152	G10338	P14	G10460	P159	G10574	P44
G10305	P154	G10338	P22	G10460	P159	G10574	P48
G10306	P36	G10338	P110	G10460	P159	G10574	P56
G10306	P220	G10338	P66	G10460	P142	G10574	P130
G10306	P222	G10338	P108	G10460	P144	G10574	P130
G10306	P234	G10338	P112	G10460	P148	G10581	P120
G10307	P60	G10341	P61	G10460	P238	G10581	P141
G10308	P18	G10345	P158	G10461	P150	G10581	P144

Part No.	Page	Part No.	Page	Part No.	Page	Part No.	Page
G10583	P182	G10620	P112	G10630	P228	G10751	P8
G10585	P40	G10620	P127	G10634	P28	G10751	P60
G10585	P42	G10620	P128	G10636	P79	G10751	P60
G10592	P218	G10620	P130	G10636	P79	G10752	P8
G10592	P102	G10620	P130	G10636	P80	G10752	P22
G10592	P122	G10620	P208	G10636	P126	G10755	P182
G10592	P124	G10620	P208	G10640	P14	G10757	P36
G10592	P146	G10620	P208	G10640	P154	G10757	P208
G10594	P218	G10621	P10	G10640	P158	G10758	P36
G10597	P40	G10621	P22	G10640	P159	G10758	P208
G10597	P42	G10621	P26	G10640	P167	G10760	P168
G10599	P18	G10621	P26	G10640	P216	G10764	P80
G10599	P19	G10621	P32	G10640	P218	G10765	P46
G10599	P60	G10621	P37	G10640	P220	G10765	P48
G10599	P218	G10621	P80	G10640	P222	G10765	P116
G10599	P68	G10621	P84	G10640	P152	G10765	P132
G10599	P102	G10621	P92	G10640	P152	G10770	P173
G10602	P22	G10621	P96	G10640	P152	G10770	P178
G10602	P26	G10621	P98	G10641	P217	G10779	P177
G10602	P28	G10621	P106	G10643	P48	G10801	P16
G10602	P30	G10621	P188	G10643	P158	G10801	P79
G10602	P32	G10621	P94	G10660	P33	G10801	P79
G10602	P33	G10621	P152	G10661	P80	G10801	P230
G10602	P130	G10621	P152	G10669	P2	G10804	P132
G10602	P132	G10622	P12	G10670	P32	G10809	P116
G10602	P230	G10622	P12	G10672	P228	G10828	P126
G10602	P230	G10622	P37	G10672	P232	G10830	P222
G10603	P26	G10622	P37	G10674	P227	G10844	P80
G10603	P28	G10622	P53	G10674	P228	G10844	P156
G10603	P30	G10622	P57	G10674	P228	G10844	P158
G10603	P222	G10622	P79	G10676	P228	G10857	P106
G10604	P26	G10622	P79	G10681	P232	G10857	P20
G10610	P216	G10622	P80	G10683	P100	G10857	P92
G10616	P228	G10622	P80	G10686	P208	G10859	P132
G10619	P228	G10622	P96	G10686	P228	G10860	P52
G10620	P2	G10622	P98	G10687	P2	G10860	P52
G10620	P10	G10622	P110	G10687	P10	G10860	P52
G10620	P14	G10622	P114	G10688	P49	G10860	P53
G10620	P14	G10622	P114	G10688	P127	G10860	P56
G10620	P22	G10622	P114	G10689	P122	G10860	P56
G10620	P32	G10622	P114	G10689	P124	G10860	P56
G10620	P52	G10622	P114	G10689	P230	G10860	P56
G10620	P56	G10622	P149	G10690	P26	G10860	P130
G10620	P80	G10622	P112	G10693	P234	G10860	P130
G10620	P80	G10622	P154	G10718	P61	G10862	P218
G10620	P110	G10622	P208	G10722	P156	G10864	P36
G10620	P216	G10623	P228	G10725	P156	G10870	P52
G10620	P224	G10626	P227	G10730	P48	G10870	P52
G10620	P20	G10627	P228	G10732	P8	G10870	P52
G10620	P66	G10627	P232	G10732	P60	G10870	P53
G10620	P94	G10628	P228	G10733	P232	G10870	P56
G10620	P108	G10629	P228	G10734	P232	G10870	P56

Part No.	Page	Part No.	Page	Part No.	Page	Part No.	Page
G10870	P56	G10996	P198	G11124	P84	G11277	P130
G10870	P56	G11009	P26	G11124	P68	G11277	P130
G10870	P130	G11009	P28	G11133	P68	G11284	P106
G10870	P130	G11009	P30	G11135	P92	G11286	P149
G10871	P220	G11010	P48	G11135	P94	G11290	P118
G10874	P142	G11015	P2	G11142	P92	G11295	P5
G10887	P228	G11016	P173	G11142	P94	G11295	P64
G10888	P228	G11018	P4	G11147	P142	G11296	P5
G10889	P228	G11018	P80	G11147	P145	G11296	P64
G10900	P132	G11034	P222	G11151	P28	G11297	P138
G10901	P10	G11065	P180	G11158	P82	G11302	P96
G10901	P226	G11066	P182	G11166	P68	G11304	P148
G10901	P227	G11067	P182	G11166	P68	G11305	P232
G10908	P222	G11068	P180	G11166	P100	G11306	P228
G10912	P12	G11073	P33	G11172	P30	G11306	P232
G10912	P60	G11081	P154	G11173	P30	G11309	P183
G10917	P232	G11081	P164	G11178	P71	G11314	P125
G10921	P33	G11081	P166	G11188	P74	G11314	P154
G10923	P4	G11082	P150	G11188	P92	G11316	P80
G10924	P14	G11087	P126	G11188	P94	G11320	P158
G10927	P208	G11091	P8	G11188	P142	G11320	P159
G10928	P208	G11091	P10	G11200	P160	G11323	P228
G10931	P208	G11091	P56	G11204	P102	G11324	P228
G10932	P164	G11091	P79	G11204	P104	G11326	P180
G10932	P166	G11091	P80	G11204	P104	G11327	P138
G10932	P172	G11091	P92	G11204	P68	G11328	P96
G10939	P110	G11091	P110	G11204	P102	G11328	P98
G10939	P112	G11091	P114	G11209	P36	G11329	P145
G10939	P116	G11091	P126	G11210	P30	G11329	P142
G10939	P149	G11091	P138	G11213	P30	G11330	P142
G10939	P169	G11091	P138	G11215	P84	G11330	P145
G10939	P172	G11091	P145	G11215	P68	G11332	P96
G10940	P14	G11091	P92	G11216	P106	G11332	P98
G10955	P152	G11091	P94	G11220	P4	G11335	P126
G10960	P188	G11091	P94	G11223	P117	G11335	P74
G10961	P216	G11091	P102	G11228	P46	G11336	P126
G10961	P224	G11091	P122	G11230	P120	G11336	P74
G10961	P94	G11091	P124	G11236	P46	G11337	P84
G10974	P46	G11091	P127	G11237	P232	G11366	P56
G10974	P48	G11091	P130	G11239	P5	G11366	P56
G10977	P182	G11091	P130	G11239	P64	G11366	P130
G10980	P52	G11091	P141	G11243	P5	G11366	P130
G10980	P56	G11091	P142	G11243	P64	G11385	P8
G10980	P120	G11091	P144	G11247	P138	G11385	P33
G10991	P220	G11091	P144	G11249	P102	G11385	P36
G10991	P234	G11091	P144	G11249	P104	G11385	P92
G10992	P96	G11091	P152	G11254	P152	G11385	P138
G10992	P98	G11091	P208	G11258	P184	G11385	P82
G10995	P232	G11091	P228	G11261	P120	G11385	P94
G10996	P182	G11109	P145	G11276	P188	G11385	P94
G10996	P186	G11109	P142	G11277	P128	G11386	P16
G10996	P186	G11123	P84	G11277	P130	G11386	P40

Part No.	Page	Part No.	Page	Part No.	Page	Part No.	Page
G11386	P220	G11389	P4	G11391	P117	G1K426	P70
G11386	P77	G11389	P4	G11391	P122	G1K488	P149
G11386	P82	G11389	P40	G11391	P160	G1K528	P8
G11386	P208	G11389	P40	G11391	P226	G1K534	P61
G11386	P230	G11389	P40	G11391	P228	G1K535	P61
G11386	P230	G11389	P42	G11391	P230	G2100-03	P52
G11387	P2	G11389	P42	G11392	P46	G2100-03	P56
G11387	P2	G11389	P42	G11392	P104	G2100-03	P127
G11387	P4	G11389	P46	G11392	P102	G2100-03	P128
G11387	P10	G11389	P52	G11396	P238	G2100-03	P130
G11387	P16	G11389	P53	G11397	P238	G2100-03	P130
G11387	P18	G11389	P57	G11400	P158	G2404-10-12	P196
G11387	P18	G11389	P79	G11400	P159	G2408-06	P192
G11387	P19	G11389	P80	G11409	P84	G2408-10	P192
G11387	P22	G11389	P159	G11411	P102	G2408-12	P192
G11387	P32	G11389	P216	G11418	P156	G2501-12-16	P82
G11387	P36	G11389	P218	G11419	P18	G2501-16-20	P82
G11387	P52	G11389	P220	G11436	P218	G2700-06-06	P69
G11387	P52	G11389	P239	G11464	P96	G2700-06-06	P86
G11387	P56	G11389	P120	G11464	P98	G2700-06-06	P88
G11387	P56	G11389	P122	G11491	P8	G2700-06-06	P192
G11387	P60	G11389	P124	G11514	P8	G2700-08	P176
G11387	P61	G11389	P141	G11514	P8	G2700-10	P69
G11387	P61	G11389	P142	G11514	P8	G2700-10	P86
G11387	P79	G11389	P144	G11514	P60	G2700-10	P88
G11387	P80	G11389	P160	G11514	P60	G2700-10	P192
G11387	P102	G11389	P190	G11514	P60	G2700-12	P69
G11387	P110	G11389	P230	G11518	P84	G2700-12	P86
G11387	P116	G11389	P230	G11522	P104	G2700-12	P88
G11387	P116	G11391	P4	G11528	P102	G2700-12	P192
G11387	P159	G11391	P8	G11528	P104	G2701-08	P192
G11387	P218	G11391	P10	G11591	P2	G2701-08	P194
G11387	P218	G11391	P18	G11592	P2	G2703-08	P194
G11387	P220	G11391	P22	G1K215	P216	G2704-08	P194
G11387	P222	G11391	P42	G1K248	P136	G304-C-06	P192
G11387	P234	G11391	P48	G1K248	P198	G304-C-10	P192
G11387	P68	G11391	P60	G1K248	P208	G304-C-10	P196
G11387	P68	G11391	P60	G1K252	P136	G304-C-12	P192
G11387	P82	G11391	P68	G1K252	P208	G304-C-8	P159
G11387	P102	G11391	P116	G1K267	P198	G304-C-8	P176
G11387	P120	G11391	P116	G1K268	P198	G306-06	P69
G11387	P120	G11391	P126	G1K274	P186	G306-06	P86
G11387	P122	G11391	P156	G1K275	P186	G306-06	P88
G11387	P124	G11391	P158	G1K296	P14	G306-06	P192
G11387	P132	G11391	P216	G1K320	P136	G306-08	P192
G11387	P142	G11391	P217	G1K320	P198	G306-08	P194
G11387	P144	G11391	P218	G1K321	P136	G306-10	P69
G11387	P180	G11391	P220	G1K323	P208	G306-10	P86
G11387	P230	G11391	P222	G1K345	P18	G306-10	P88
G11388	P146	G11391	P224	G1K362	P208	G306-10	P192
G11389	P4	G11391	P66	G1K363	P208	G306-12	P69
G11389	P4	G11391	P81	G1K385	P36	G306-12	P86

# Numerical Index

M0217-02

Model 3660

Part No.	Page	Part No.	Page	Part No.	Page	Part No.	Page
G306-12	P88	G6400-06	P70	G6408-H02-0	P184	G6801-10	P195
G306-12	P192	G6400-06	P71	G6408-H06-0	P182	G6801-10-08	P184
G3302-09	P81	G6400-06	P180	G6408-H06-0	P182	G6801-10-08	P185
G3303-100	P60	G6400-06-08	P189	G6408-H06-0	P180	G6801-10-12	P80
G3303-108	P2	G6400-06-08	P192	G6408-H06-0	P183	G6801-10-12	P84
G3303-108	P33	G6400-08	P182	G6408-H08-0	P183	G6801-10-12	P70
G3303-108	P110	G6400-08	P182	G6408-H10-0	P183	G6801-10-12	P82
G3303-114	P2	G6400-08	P172	G6410-16-20	P80	G6801-10-12	P190
G3303-124	P2	G6400-08	P180	G6410-16-20	P190	G6801-10-12	P195
G3303-124	P110	G6400-08	P194	G6410-16-20	P195	G6801-12	P84
G3303-16	P2	G6400-08	P194	G6500-06	P70	G6801-12	P77
G3303-34	P10	G6400-08-04	P159	G6500-06	P180	G6801-12	P94
G3303-41	P10	G6400-08-04	P176	G6500-08	P194	G6801-12-10	P182
G3303-78	P10	G6400-10	P187	G6500-10	P184	G6801-12-10	P82
G3303-88	P10	G6400-10	P71	G6500-12	P82	G6801-12-10	P92
G3303-96	P60	G6400-10	P82	G6500-12	P185	G6801-12-10	P184
G3303-98	P2	G6400-10	P180	G6502-06	P68	G6801-16	P82
G3305-01	P37	G6400-10	P194	G6502-06	P69	G6801-16-20	P82
G3310-100	P52	G6400-10	P195	G6502-06	P74	G6801-20	P190
G3310-100	P56	G6400-10-08	P185	G6502-06	P192	G6801-20	P195
G3310-103	P127	G6400-10-08	P194	G6502-08	P194	G6801-L-20-16	P190
G3310-104	P52	G6400-10-12	P195	G6502-10	P68	G6801-LL-06-08	P164
G3310-104	P56	G6400-12	P70	G6502-10	P69	G6801-LL-06-08	P166
G3310-104	P230	G6400-12	P71	G6502-10	P74	G6801-LL-08	P194
G3310-158	P52	G6400-12	P77	G6502-10	P86	G6801-LL-10	P182
G3310-158	P57	G6400-12	P82	G6502-10	P88	G6801-LL-10	P182
G3310-170	P52	G6400-12	P94	G6502-12	P68	G6803-08	P192
G3310-170	P57	G6400-12	P195	G6502-12	P69	G6804-12	P82
G3310-58	P230	G6400-12-10	P185	G6502-12	P70	G6804-12-12-8	P82
G3310-99	P127	G6400-12-10	P194	G6502-12	P74	G7100-02	P240
G3310-99	P130	G6408-04	P177	G6502-12	P77	G7100-110	P256
G3310-99	P130	G6408-06	P71	G6502-12	P82	G7100-111	P256
G3317-16	P130	G6408-06	P185	G6502-12	P86	G7100-115	P247
G3317-16	P128	G6408-08	P80	G6502-12	P88	G7100-116	P256
G3400-01	P52	G6408-08	P177	G6502-12	P94	G7100-117	P240
G3400-01	P56	G6408-08	P182	G6502-12	P184	G7100-153	P254
G3400-01	P127	G6408-08	P182	G6602-06	P88	G7100-177	P254
G3400-01	P128	G6408-08	P162	G6801-06	P84	G7100-200	P242
G3400-01	P130	G6408-08	P164	G6801-06	P180	G7100-201	P255
G3400-01	P130	G6408-08	P166	G6801-06-08	P164	G7100-208	P254
G3400-01	P230	G6408-08	P168	G6801-06-08	P166	G7100-215	P248
G4200-03	P227	G6408-08	P169	G6801-06-08	P192	G7100-217	P254
G4202-03	P228	G6408-08	P172	G6801-08	P159	G7100-234	P254
G4202-03	P232	G6408-08	P173	G6801-08	P180	G7100-247	P254
G4205-10	P232	G6408-08	P176	G6801-08	P183	G7100-249	P247
G4206-02	P228	G6408-08	P178	G6801-08	P192	G7100-252	P254
G4301-07	P232	G6408-08	P189	G6801-08	P194	G7100-258	P245
G4418-05	P122	G6408-10	P182	G6801-10	P182	G7100-258	P245
G4418-05	P124	G6408-12	P80	G6801-10	P187	G7100-258	P246
G4602-01	P226	G6408-12	P71	G6801-10	P82	G7100-259	P244
G4602-02	P228	G6408-12	P190	G6801-10	P92	G7100-259	P245
G6325X	P8	G6408-16	P80	G6801-10	P183	G7100-259	P246

Part No.	Page	Part No.	Page	Part No.	Page	Part No.	Page
G7100-259.....	P249	GA10138 .....	P152	GA11993.....	P138	GA12557 .....	P202
G7100-260.....	P245	GA10139 .....	P152	GA11994.....	P138	GA12557 .....	P204
G7100-260.....	P245	GA10139 .....	P152	GA11995 .....	P139	GA12557 .....	P206
G7100-260.....	P246	GA10149 .....	P70	GA11997.....	P138	GA12558.....	P212
G7100-262.....	P245	GA10151 .....	P10	GA12102.....	P138	GA12558 .....	P140
G7100-266.....	P252	GA10151 .....	P22	GA12104.....	P138	GA12558 .....	P202
G7100-301.....	P241	GA10151 .....	P66	GA12108.....	P220	GA12558 .....	P204
G7100-302.....	P250	GA10151 .....	P108	GA12109.....	P220	GA12558 .....	P206
G7100-329.....	P255	GA10155.....	P22	GA12133.....	P30	GA12559.....	P212
G7100-334.....	P257	GA10157.....	P2	GA12143.....	P22	GA12559 .....	P140
G7100-335.....	P255	GA10161.....	P60	GA12144.....	P22	GA12559 .....	P202
G7100-340.....	P253	GA10206 .....	P199	GA12144.....	P110	GA12559 .....	P204
G7100-341.....	P253	GA10634.....	P23	GA12154.....	P30	GA12559 .....	P206
G7100-347.....	P251	GA10635 .....	P68	GA12163 .....	P117	GA12562 .....	P202
G7100-349.....	P244	GA10765 .....	P68	GA12164 .....	P117	GA12562 .....	P204
G7100-352.....	P256	GA10765 .....	P84	GA12235.....	P46	GA12563 .....	P208
G7100-357.....	P250	GA10799 .....	P68	GA12235.....	P48	GA12564.....	P212
G7100-358.....	P254	GA10799 .....	P84	GA12236.....	P44	GA12564 .....	P140
G7100-359.....	P254	GA10917 .....	P77	GA12236.....	P46	GA12564 .....	P202
G7100-370.....	P248	GA10917 .....	P82	GA12236.....	P48	GA12564 .....	P204
G7100-375.....	P255	GA10917 .....	P94	GA12265.....	P116	GA12564 .....	P206
G7100-376.....	P252	GA10918 .....	P80	GA12299 .....	P120	GA12565.....	P210
G7100-377.....	P252	GA10918 .....	P187	GA12300.....	P116	GA12565 .....	P127
G7100-380.....	P252	GA10918 .....	P82	GA12306.....	P126	GA12565 .....	P130
G7100-385.....	P242	GA10919 .....	P82	GA12306 .....	P164	GA12565 .....	P202
G7100-385.....	P243	GA11079 .....	P117	GA12330.....	P234	GA12565 .....	P204
G7100-387.....	P254	GA11285.....	P52	GA12403.....	P106	GA12565 .....	P206
G7100-389.....	P247	GA11285.....	P57	GA12404.....	P138	GA12566.....	P212
G7100-392.....	P241	GA11287 .....	P53	GA12405.....	P5	GA12566 .....	P140
G7100-397.....	P244	GA11287 .....	P57	GA12536 .....	P204	GA12566 .....	P202
G7100-398.....	P251	GA11331 .....	P52	GA12537.....	P212	GA12566 .....	P204
G7100-400.....	P249	GA11331 .....	P56	GA12537 .....	P140	GA12566 .....	P206
G7100-456.....	P255	GA11331 .....	P49	GA12537 .....	P202	GA12567.....	P212
G7100-46.....	P249	GA11331 .....	P63	GA12537 .....	P204	GA12567 .....	P140
G7100-63.....	P243	GA11331 .....	P66	GA12537 .....	P206	GA12567 .....	P202
G7100-68.....	P242	GA11331 .....	P127	GA12538 .....	P202	GA12567 .....	P204
G7100-68.....	P243	GA11331 .....	P127	GA12538 .....	P204	GA12567 .....	P206
G7100-75.....	P249	GA11331 .....	P128	GA12538 .....	P206	GA12568.....	P212
G7100-83.....	P255	GA11331 .....	P128	GA12538 .....	P208	GA12596.....	P212
G7100-90.....	P249	GA11520.....	P38	GA12539.....	P200	GA12596 .....	P202
G7566X .....	P19	GA11523 .....	P82	GA12540.....	P212	GA12596 .....	P204
G8158X .....	P30	GA11736 .....	P198	GA12540 .....	P202	GA12596 .....	P206
G8266x .....	P204	GA11911 .....	P30	GA12540 .....	P204	GA12598.....	P212
G8409X .....	P198	GA11934 .....	P71	GA12540 .....	P206	GA12598 .....	P202
GA0167 .....	P156	GA11935.....	P30	GA12551 .....	P202	GA12598 .....	P204
GA0237 .....	P217	GA11969.....	P60	GA12551 .....	P204	GA12598 .....	P206
GA0245 .....	P156	GA11971.....	P60	GA12552.....	P200	GA12629.....	P138
GA0257 .....	P156	GA11982.....	P4	GA12553.....	P200	GA12630.....	P64
GA0895 .....	P154	GA11987 .....	P68	GA12556 .....	P202	GA12661 .....	P127
GA10036 .....	P224	GA11989.....	P134	GA12556 .....	P204	GA12661 .....	P130
GA10037 .....	P224	GA11992.....	P134	GA12556 .....	P206	GA12667 .....	P184
GA10137 .....	P22	GA11992.....	P138	GA12557.....	P212	GA12675.....	P61



# Numerical Index

M0217-02

Model 3660

Part No.	Page	Part No.	Page	Part No.	Page	Part No.	Page
GA12676	P61	GA13220	P184	GA13620	P230	GA13776	P92
GA12677	P61	GA13221	P184	GA13621	P126	GA13776	P94
GA12727	P196	GA13222	P184	GA13622	P228	GA13777	P92
GA12802	P82	GA13223	P184	GA13623	P228	GA13777	P94
GA12812	P84	GA13224	P184	GA13623	P232	GA13780	P100
GA12812	P134	GA13234	P53	GA13624	P226	GA13782	P114
GA12812	P210	GA13234	P57	GA13625	P226	GA13783	P117
GA12812	P68	GA13236	P148	GA13626	P226	GA13785	P126
GA12812	P136	GA13251	P128	GA13631	P68	GA13786	P126
GA12812	P208	GA13253	P160	GA13631	P92	GA13787	P92
GA12833	P125	GA13299	P68	GA13631	P94	GA13788	P100
GA12834	P150	GA13305	P75	GA13632	P226	GA13792	P100
GA12835	P150	GA13317	P92	GA13633	P183	GA13797	P100
GA12836	P150	GA13340	P160	GA13655	P122	GA13799	P199
GA12848	P30	GA13341	P116	GA13655	P124	GA13800	P90
GA12852	P200	GA13359	P79	GA13657	P122	GA13801	P90
GA12853	P200	GA13360	P79	GA13657	P124	GA13802	P89
GA12868	P200	GA13397	P208	GA13661	P183	GA13802	P90
GA12869	P144	GA13398	P138	GA13665	P117	GA13803	P89
GA12870	P144	GA13399	P138	GA13667	P68	GA13803	P90
GA12888	P148	GA13428	P79	GA13670	P68	GA13804	P89
GA12889	P125	GA13433	P79	GA13671	P68	GA13804	P90
GA12892	P126	GA13435	P80	GA13673	P117	GA13805	P89
GA12912	P196	GA13436	P79	GA13674	P80	GA13805	P90
GA13017	P154	GA13487	P159	GA13675	P80	GA13806	P89
GA13021	P169	GA13490	P80	GA13676	P112	GA13806	P90
GA13022	P168	GA13490	P190	GA13679	P49	GA13807	P89
GA13026	P168	GA13519	P134	GA13683	P49	GA13807	P90
GA13028	P164	GA13519	P136	GA13685	P116	GA13808	P89
GA13034	P182	GA13523	P126	GA13687	P80	GA13808	P90
GA13035	P198	GA13529	P188	GA13688	P79	GA13904	P167
GA13036	P198	GA13543	P80	GA13701	P100	GA13915	P100
GA13037	P198	GA13548	P126	GA13711	P114	GA13933	P68
GA13038	P198	GA13548	P172	GA13712	P114	GA13935	P176
GA13048	P140	GA13553	P80	GA13713	P114	GA13938	P176
GA13048	P202	GA13554	P202	GA13716	P228	GA13939	P176
GA13048	P204	GA13556	P172	GA13717	P228	GA13940	P122
GA13048	P206	GA13559	P128	GA13719	P156	GA13940	P124
GA13078	P183	GA13560	P128	GA13719	P158	GA13945	P146
GA13079	P183	GA13562	P200	GA13729	P100	GA13954	P176
GA13094	P126	GA13563	P152	GA13731	P100	GA13957	P168
GA13094	P166	GA13564	P152	GA13733	P110	GA13961	P124
GA13114	P158	GA13572	P200	GA13734	P98	GA13962	P122
GA13169	P138	GA13574	P188	GA13735	P98	GA13963	P122
GA13171	P124	GA13587	P66	GA13741	P182	GA13965	P189
GA13173	P159	GA13588	P52	GA13750	P198	GA13966	P189
GA13174	P159	GA13594	P118	GA13752	P198	GA13971	P141
GA13191	P166	GA13597	P148	GA13764	P158	GA13972	P141
GA13204	P152	GA13605	P148	GA13765	P92	GA13975	P198
GA13204	P202	GA13614	P230	GA13765	P92	GA13976	P198
GA13204	P204	GA13617	P230	GA13768	P116	GA13980	P208
GA13204	P206	GA13619	P230	GA13775	P120	GA13981	P208

Part No.	Page	Part No.	Page	Part No.	Page	Part No.	Page
GA13994	P158	GA14195	P74	GA15499	P69	GA16997	P104
GA13998	P164	GA14196	P130	GA15499	P86	GA17070	P114
GA13998	P166	GA14197	P130	GA15499	P88	GA17077	P110
GA14004	P96	GA14198	P56	GA15499	P192	GA17079	P114
GA14005	P96	GA14199	P132	GA15499	P194	GA17172	P198
GA14011	P198	GA14212	P132	GA15882	P210	GA1720	P8
GA14015	P199	GA14250	P46	GA15883	P210	GA1720	P10
GA14016	P198	GA14251	P46	GA15884	P210	GA1720	P60
GA14031	P108	GA14379	P116	GA16145	P239	GA17200	P210
GA14037	P104	GA14412	P154	GA16157	P226	GA17399	P158
GA14037	P102	GA14413	P154	GA16157	P227	GA17400	P158
GA14038	P104	GA14446	P82	GA16343	P210	GA17401	P158
GA14038	P102	GA14447	P206	GA16350	P210	GA17402	P158
GA14040	P104	GA14448	P200	GA16351	P212	GA17542	P210
GA14040	P102	GA14449	P200	GA16355	P213	GA17543	P210
GA14041	P102	GA14450	P212	GA16374	P10	GA17544	P202
GA14044	P114	GA14450	P206	GA16374	P210	GA17544	P204
GA14045	P114	GA14452	P212	GA16374	P212	GA17544	P206
GA14046	P114	GA14452	P206	GA16374	P213	GA17544	P212
GA14047	P114	GA14484	P132	GA16375	P210	GA17545	P210
GA14048	P114	GA14516	P152	GA16375	P212	GA17546	P210
GA14049	P227	GA14518	P152	GA16376	P210	GA18201	P26
GA14050	P228	GA14521	P152	GA16376	P212	GA18208	P28
GA14052	P114	GA14522	P152	GA16381	P210	GA19960	P208
GA14053	P114	GA14572	P84	GA16381	P212	GA19961	P208
GA14054	P114	GA14574	P84	GA16382	P210	GA2007	P22
GA14089	P102	GA14632	P159	GA16382	P212	GA2012L	P12
GA14092	P102	GA14632	P177	GA16383	P210	GA2012R	P12
GA14105	P226	GA14707	P102	GA16383	P212	GA2014	P12
GA14111	P228	GA14760	P149	GA16388	P136	GA2014	P16
GA14112	P228	GA14761	P149	GA16388	P198	GA2014	P42
GA14116	P208	GA14822	P96	GA16389	P198	GA2014	P44
GA14116	P208	GA14823	P98	GA16393	P210	GA2014	P46
GA14127	P138	GA14839	P102	GA16393	P212	GA2014	P48
GA14129	P106	GA14846	P134	GA16428	P226	GA2014	P222
GA14133	P106	GA14846	P136	GA16428	P227	GA2019	P26
GA14134	P226	GA14847	P68	GA16826	P210	GA2020	P26
GA14135	P106	GA14847	P84	GA16826	P212	GA2054	P16
GA14136	P106	GA14942	P96	GA16827	P140	GA2068	P230
GA14162	P238	GA14942	P98	GA16827	P202	GA2075	P36
GA14163	P238	GA15151	P156	GA16827	P204	GA2094	P37
GA14166	P238	GA15197	P18	GA16827	P206	GA2148	P154
GA14167	P238	GA15197	P19	GA16829	P210	GA2180	P4
GA14168	P238	GA15287	P2	GA16829	P212	GA2180	P49
GA14169	P238	GA15288	P210	GA16830	P8	GA2180	P49
GA14190	P130	GA15290	P210	GA16831	P206	GA2180	P63
GA14190	P132	GA15312	P48	GA16831	P212	GA2180	P66
GA14191	P130	GA15355	P76	GA16832	P213	GA2180	P127
GA14191	P132	GA15415	P218	GA16833	P213	GA2528	P198
GA14192	P228	GA15416	P218	GA16834	P213	GA2612	P199
GA14193	P130	GA15420	P104	GA16868	P8	GA2660	P228
GA14194	P130	GA15452	P84	GA16923	P208	GA3407	P180

# Numerical Index

M0217-02

Model 3660

Part No.	Page	Part No.	Page	Part No.	Page	Part No.	Page
GA3413	P182	GA5887	P217	GA7180	P230	GA8859	P176
GA3584	P182	GA5892	P40	GA7239	P218	GA8877	P216
GA3584	P198	GA5982	P28	GA7240	P218	GA8877	P224
GA4286	P217	GA6038	P28	GA7255	P28	GA8882	P164
GA4287	P217	GA6108	P198	GA7433	P116	GA8882	P166
GA4293	P71	GA6109	P198	GA7434	P152	GA8882	P172
GA4293	P183	GA6168	P28	GA7434	P154	GA8931	P236
GA4293	P185	GA6171	P14	GA7445	P222	GA8979	P176
GA4376	P154	GA6171	P16	GA7446	P222	GA8983	P220
GA4377	P154	GA6171	P18	GA7845	P228	GA9088	P160
GA4444	P32	GA6171	P18	GA7858	P208	GA9097	P182
GA4722	P152	GA6171	P216	GA7859	P208	GA9098	P180
GA4722	P152	GA6171	P224	GA7862	P198	GA9105	P61
GA4723	P152	GA6171	P66	GA7863	P198	GA9130	P66
GA4723	P152	GA6182	P28	GA7949	P14	GA9131	P48
GA4729	P152	GA6184	P28	GA7975	P2	GA9145	P158
GA4976	P228	GA6187	P28	GA7975	P14	GA9205	P116
GA4995	P116	GA6434	P18	GA7976	P14	GA9205	P178
GA5090	P230	GA6434	P66	GA7998	P222	GA9357	P230
GA5105	P52	GA6478	P28	GA7999	P222	GA9407	P236
GA5105	P56	GA6527	P232	GA8026	P208	GA9407	P232
GA5105	P128	GA6597	P18	GA8046	P208	GA9433	P220
GA5107	P52	GA6618	P16	GA8047	P208	GA9434	P220
GA5107	P57	GA6619	P16	GA8092	P128	GA9437	P220
GA5108	P49	GA6620	P16	GA8092	P130	GA9472	P224
GA5108	P127	GA6633	P28	GA8305	P216	GA9481	P198
GA5109	P52	GA6699	P142	GA8306	P216	GA9547	P108
GA5109	P56	GA6699	P145	GA8324	P12	GA9559	P116
GA5109	P49	GA6699	P198	GA8326	P33	GA9559	P173
GA5111	P230	GA6700	P198	GA8328	P136	GA9564	P220
GA5114	P127	GA6701	P198	GA8328	P198	GA9714	P23
GA5121	P144	GA6733	P16	GA8329	P136	GA9714	P66
GA5651	P8	GA6741	P36	GA8343	P26	GA9840	P142
GA5654	P42	GA6761	P141	GA8364	P33	GA9840	P144
GA5654	P44	GA6801	P16	GA8366	P33	GA9844	P48
GA5654	P46	GA6832	P44	GA8371	P32	GA9845	P48
GA5654	P48	GA6833	P44	GA8393	P132	GA9846	P230
GA5654	P222	GA6834	P44	GA8603	P38	GA9861	P48
GA5698	P28	GA6838	P44	GA8603	P48	GA9862	P48
GA5698	P30	GA6907	P36	GA8603	P220	GA9865	P48
GA5699	P28	GA6966	P220	GA8641	P38	GA9964	P68
GA5715	P40	GA6975	P199	GA8641	P48	GA9964	P84
GA5715	P42	GA7016	P116	GA8651	P61	GA9964	P136
GA5718	P42	GA7022	P116	GA8651	P49	GA9978	P208
GA5719	P40	GA7023	P180	GA8688	P218	GA9979	P208
GA5719	P42	GA7110	P56	GA8689	P218	GB0110	P26
GA5787	P60	GA7123	P49	GA8731	P199	GB0115	P33
GA5794	P28	GA7123	P127	GA8738	P198	GB0116	P33
GA5795	P28	GA7137	P132	GA8760	P46	GB0120	P26
GA5796	P28	GA7154	P52	GA8816	P162	GB0186	P8
GA5834	P28	GA7154	P56	GA8818	P126	GB0205	P217
GA5853	P156	GA7154	P230	GA8818	P162	GB0206	P218

Part No.	Page	Part No.	Page	Part No.	Page	Part No.	Page
GB0209	P218	GB0331	P112	GB0448	P94	GD10103	P132
GB0210	P218	GB0358	P30	GB0455	P110	GD10104	P132
GB0212	P216	GB0366	P8	GB0455	P108	GD10123	P132
GB0213	P48	GB0383	P46	GB0455	P112	GD10126	P56
GB0213	P217	GB0387	P44	GB0464	P46	GD10207	P177
GB0213	P238	GB0387	P46	GB0464	P46	GD10242	P218
GB0218	P8	GB0387	P48	GB0501	P96	GD1026	P2
GB0218	P22	GB0389	P4	GB0501	P98	GD1026	P10
GB0218	P48	GB0390	P4	GB0502	P96	GD1026	P32
GB0218	P48	GB0391	P4	GB0502	P98	GD1026	P52
GB0218	P60	GB0392	P4	GB0554	P156	GD1026	P56
GB0218	P116	GB0393	P4	GB0574	P108	GD1026	P60
GB0218	P158	GB0395	P4	GB0574	P110	GD1026	P220
GB0218	P217	GB0396	P4	GB0634	P104	GD10273	P218
GB0218	P122	GB0397	P4	GB0635	P104	GD10273	P238
GB0218	P124	GB0398	P4	GB0673	P104	GD10283	P156
GB0218	P160	GB0400	P220	GB0674	P104	GD10296	P238
GB0218	P230	GB0405	P220	GB0675	P104	GD10303	P218
GB0230	P116	GB0409	P238	GB0717	P110	GD10304	P218
GB0239	P16	GB0410	P26	GD0453-02	P158	GD1041	P26
GB0239	P18	GB0421	P80	GD0453-03	P66	GD1042	P26
GB0254	P18	GB0422	P126	GD0453-08	P158	GD10473	P12
GB0265	P2	GB0423	P126	GD0453-08	P66	GD10473	P16
GB0266	P2	GB0423	P126	GD0453-11	P158	GD10487	P218
GB0267	P2	GB0425	P89	GD0746	P156	GD10510	P132
GB0268	P16	GB0425	P90	GD0829	P149	GD10519	P46
GB0268	P18	GB0427	P96	GD0840	P156	GD10519	P48
GB0274	P2	GB0427	P98	GD0914-138	P49	GD10531	P125
GB0276	P14	GB0428	P110	GD0914-138	P127	GD10538-07	P158
GB0278	P22	GB0429	P89	GD0914-18	P56	GD10538-09	P80
GB0278	P33	GB0429	P90	GD0914-28	P57	GD10538-13	P80
GB0282	P18	GB0430	P96	GD0914-30	P66	GD10538-15	P120
GB0285	P2	GB0430	P98	GD0914-49	P128	GD10543	P132
GB0291	P48	GB0430	P110	GD0914-52	P52	GD10552	P222
GB0292	P116	GB0430	P108	GD0914-54	P50	GD1059L	P32
GB0296	P220	GB0431	P96	GD0914-75	P127	GD1059R	P32
GB0301	P12	GB0431	P98	GD0914-78	P49	GD1060	P32
GB0301	P60	GB0433	P96	GD0914-78	P127	GD1061	P33
GB0309	P142	GB0433	P98	GD10036	P8	GD1063	P33
GB0309	P144	GB0434	P96	GD10057-01	P253	GD1065	P2
GB0314	P22	GB0434	P98	GD10057-02	P253	GD1065	P10
GB0314	P60	GB0435	P98	GD10057-03	P253	GD1083	P26
GB0315	P239	GB0435	P96	GD10057-04	P253	GD1085	P18
GB0319	P30	GB0436	P96	GD10057-11	P253	GD1085	P66
GB0322	P220	GB0436	P98	GD10057-12	P253	GD1086	P14
GB0323	P220	GB0438	P96	GD10057-14	P253	GD10963	P36
GB0328	P30	GB0438	P98	GD10057-15	P253	GD10984	P36
GB0331	P10	GB0444	P96	GD10057-17	P253	GD10991	P14
GB0331	P22	GB0444	P98	GD10057-18	P253	GD10993	P2
GB0331	P110	GB0445	P108	GD10057-19	P253	GD11017	P12
GB0331	P66	GB0446	P108	GD10088	P160	GD1104	P218
GB0331	P108	GB0447	P110	GD10102	P132	GD11045	P4

# Numerical Index

M0217-02

Model 3660

Part No.	Page	Part No.	Page	Part No.	Page	Part No.	Page
GD11089	P198	GD1145	P37	GD12539	P169	GD14627	P72
GD11089	P208	GD11453	P14	GD12541	P169	GD14910	P164
GD1109	P16	GD11474	P208	GD12561	P23	GD14910	P166
GD1109	P18	GD11490	P154	GD12561	P23	GD15100	P117
GD1109	P66	GD11508	P19	GD12561	P108	GD1512	P253
GD11120	P132	GD11509	P19	GD12597	P176	GD15406	P152
GD11122	P28	GD11528	P26	GD12676	P220	GD15537	P52
GD11123	P227	GD11557	P220	GD12677	P220	GD15537	P56
GD11124	P227	GD11558	P220	GD12679	P220	GD15605	P226
GD1113	P8	GD11579	P164	GD12684	P222	GD15623	P172
GD1113	P60	GD11579	P166	GD12685	P220	GD15624	P142
GD1113	P218	GD1162	P253	GD12724	P20	GD15624	P144
GD1115L	P36	GD11649	P61	GD12817	P48	GD15663	P30
GD1115R	P36	GD11677	P38	GD12818	P180	GD15687	P188
GD1116	P36	GD11700	P71	GD12826	P48	GD15698	P26
GD11178	P222	GD11700	P232	GD12827	P48	GD15699	P28
GD1118	P36	GD11787	P26	GD12829	P48	GD15700	P30
GD11188	P222	GD11836	P222	GD13146	P182	GD15725	P117
GD11218	P60	GD11845	P2	GD13170	P173	GD15747	P22
GD11219	P32	GD11845	P12	GD13170	P178	GD15789	P68
GD11223	P226	GD11845	P16	GD13171	P178	GD15790	P68
GD11239	P22	GD11953	P216	GD13172	P173	GD15792-03	P72
GD11239	P32	GD11953	P224	GD13172	P178	GD15792-04	P72
GD11239	P33	GD11954	P216	GD13173	P173	GD15792-05	P72
GD11240	P33	GD11954	P224	GD13173	P178	GD15792-06	P72
GD11259	P2	GD11962	P2	GD13287	P220	GD15792-18	P72
GD11259	P12	GD11962	P10	GD13309	P224	GD15792-19	P72
GD11264	P61	GD11962	P32	GD13310	P182	GD15792-20	P72
GD11265	P222	GD11962	P60	GD13310	P180	GD15792-23	P72
GD11266	P222	GD11963-04	P4	GD13310	P198	GD15803	P68
GD11279	P23	GD11970	P176	GD13348	P182	GD15803	P84
GD11279	P66	GD11984	P176	GD13348	P198	GD15804	P68
GD11286	P26	GD11985	P168	GD13361	P2	GD15804	P84
GD11297	P33	GD11993	P208	GD13400	P173	GD15849-02	P68
GD11305	P32	GD12012	P168	GD13400	P178	GD15849-02	P84
GD11306	P12	GD12072	P169	GD13401	P154	GD15867-01	P142
GD11311	P26	GD12085	P172	GD13425	P173	GD15867-01	P144
GD11313	P19	GD12102	P177	GD13706-02	P239	GD15867-04	P74
GD1132	P42	GD12102	P168	GD14065	P18	GD15950	P20
GD1132	P44	GD12104	P169	GD14170	P48	GD16035	P81
GD1132	P46	GD12104	P176	GD14217	P8	GD16036	P81
GD1132	P48	GD12106	P164	GD14308	P177	GD16037	P77
GD1132	P222	GD12106	P166	GD14398	P38	GD16037	P82
GD11413	P22	GD12121	P167	GD14467	P30	GD16037	P94
GD11413	P33	GD12135	P169	GD14468	P30	GD16038	P77
GD11422	P8	GD12139	P173	GD14477	P30	GD16038	P82
GD11423	P14	GD12139	P178	GD14512	P132	GD16038	P94
GD11423	P216	GD12208	P169	GD14513	P132	GD16040	P82
GD11423	P224	GD12224	P169	GD14529	P177	GD16188	P71
GD11424	P32	GD12522	P164	GD14541	P30	GD16226	P117
GD1143	P37	GD12522	P166	GD14592	P30	GD16245	P2
GD1144	P37	GD12522	P172	GD14626	P72	GD16303	P117

Part No.	Page	Part No.	Page	Part No.	Page	Part No.	Page
GD16418-02	P158	GD17151-20	P68	GD18274	P139	GD18796	P134
GD16489	P128	GD17151-20	P84	GD18275	P199	GD18796	P136
GD16489	P130	GD17152	P30	GD18343	P196	GD18811	P183
GD16490	P128	GD17154	P138	GD18407	P200	GD18811	P184
GD16490	P130	GD17156	P134	GD18408	P200	GD18814	P159
GD16598	P63	GD17156	P138	GD18433	P141	GD18815	P158
GD16598	P220	GD17156	P188	GD18433	P144	GD18817	P116
GD16598	P49	GD17162	P30	GD18434	P144	GD18827	P159
GD16598	P66	GD17180	P150	GD18435	P144	GD18828	P126
GD16598	P228	GD17186	P30	GD18509	P182	GD18828	P159
GD16598	P230	GD17187	P30	GD18515	P169	GD18830	P120
GD16598	P232	GD1719	P66	GD18519	P168	GD18831	P116
GD16608	P77	GD17245	P117	GD18524	P164	GD18832	P116
GD16608	P82	GD17250-02	P118	GD18524	P166	GD18835	P126
GD16644	P82	GD17479	P150	GD18526	P177	GD18840	P125
GD16839	P68	GD1755	P28	GD18528	P169	GD18841	P125
GD16992	P68	GD17758	P142	GD18528	P172	GD18842	P125
GD17014	P2	GD17758	P144	GD18540	P158	GD18849	P126
GD17014	P110	GD17765	P120	GD18545	P142	GD18873	P74
GD17021	P30	GD17794	P4	GD18545	P144	GD18888	P120
GD17028	P30	GD18009	P148	GD18598	P148	GD18889	P158
GD17047	P30	GD18010	P134	GD1862	P228	GD18891	P5
GD17048	P30	GD18010	P139	GD18643	P152	GD18891	P64
GD17049	P30	GD18010	P136	GD18663	P126	GD18893	P148
GD17050	P30	GD18011	P4	GD18663	P142	GD18894	P148
GD17051	P52	GD18011	P139	GD18663	P144	GD18895	P148
GD17051	P56	GD18015	P134	GD18672	P184	GD18896	P148
GD17052	P61	GD18015	P63	GD18676	P152	GD18954	P114
GD17052	P72	GD18015	P66	GD18695	P142	GD18954	P226
GD17099	P30	GD18015	P139	GD18695	P144	GD18968	P77
GD17104	P30	GD18071-03	P122	GD18696	P148	GD19001	P167
GD17141	P134	GD18071-03	P124	GD18697	P148	GD19002	P167
GD17141	P138	GD18073	P61	GD18698	P148	GD19003	P167
GD17143	P138	GD18073	P49	GD18704	P26	GD19007	P148
GD17143	P138	GD18074	P61	GD18705	P142	GD19007	P238
GD17144	P134	GD18074	P49	GD18705	P144	GD19008	P148
GD17148	P188	GD18078	P138	GD18709	P124	GD19076	P152
GD17150-03	P139	GD18084	P138	GD18710	P124	GD19077	P127
GD17150-04	P136	GD18095	P30	GD18716	P142	GD19077	P130
GD17150-04	P139	GD18098	P30	GD18716	P144	GD19079	P138
GD17150-06	P136	GD18118	P208	GD18732	P126	GD1908	P142
GD17150-08	P139	GD18135	P61	GD18747	P127	GD1908	P144
GD17150-09	P139	GD18136	P61	GD18748	P52	GD19080	P138
GD17150-12	P139	GD18168	P208	GD18748	P56	GD19080	P188
GD17150-13	P134	GD18176	P212	GD18750	P144	GD19085	P52
GD17151-01	P134	GD18176	P140	GD18751	P144	GD19087	P138
GD17151-01	P139	GD18176	P202	GD18752	P141	GD19088	P134
GD17151-02	P139	GD18176	P204	GD18752	P144	GD19089	P138
GD17151-03	P139	GD18176	P206	GD18767	P160	GD19090	P138
GD17151-04	P63	GD18177	P202	GD18787	P182	GD19092	P4
GD17151-06	P134	GD18177	P204	GD18794	P148	GD19123	P185
GD17151-06	P138	GD18177	P206	GD18795-01	P148	GD19129	P94

Part No.	Page	Part No.	Page	Part No.	Page	Part No.	Page
GD19172	P134	GD19491	P159	GD19659-01	P94	GD19864	P96
GD19186	P148	GD19492	P80	GD19661-01	P158	GD19864	P98
GD19190	P188	GD19492	P195	GD19662	P162	GD19865	P96
GD19225	P94	GD19493	P80	GD19665	P96	GD19865	P98
GD19249	P126	GD19493	P190	GD19665	P98	GD19893	P104
GD19261	P172	GD19493	P195	GD19666	P100	GD19893	P102
GD19274	P208	GD19496	P116	GD19668	P100	GD19894	P102
GD19275	P208	GD19497	P79	GD19674	P100	GD19956	P102
GD19288	P80	GD19498-01	P80	GD19675	P100	GD19957	P102
GD19292	P38	GD19498-01	P195	GD19676-01	P100	GD20009	P80
GD19292	P48	GD19504	P79	GD19676-02	P100	GD20022	P102
GD19298	P188	GD19508	P96	GD19676-03	P100	GD20030	P102
GD19316	P172	GD19508	P98	GD19677	P100	GD20035	P104
GD19330	P148	GD19509	P110	GD19681-01	P100	GD20035	P102
GD19331	P148	GD19509	P108	GD19681-02	P100	GD20036	P104
GD19332	P148	GD19509	P112	GD19681-03	P100	GD20036	P102
GD19333	P26	GD19512	P79	GD19689	P100	GD20037	P104
GD19353	P126	GD19513	P79	GD19690-01	P100	GD20037	P102
GD19355	P126	GD19516	P80	GD19690-02	P100	GD20060	P228
GD19356	P126	GD19517	P84	GD19690-03	P104	GD20094	P120
GD19358	P126	GD19517	P92	GD19690-03	P102	GD20095	P149
GD19360	P52	GD19542	P100	GD19690-04	P104	GD20104	P150
GD19360	P56	GD19586	P142	GD19690-04	P102	GD20105	P150
GD19366	P120	GD19586	P145	GD19695	P96	GD20122	P168
GD19382	P126	GD19587	P145	GD19695	P98	GD20156	P238
GD19383-01	P149	GD19587	P142	GD19696	P92	GD20165	P238
GD19388	P148	GD19588	P145	GD19696	P94	GD20166	P238
GD19393	P230	GD19596	P53	GD19698	P96	GD20167	P238
GD19401	P230	GD19596	P57	GD19698	P98	GD20168	P238
GD19413	P120	GD19599	P52	GD19699	P96	GD20201	P132
GD19419	P100	GD19599	P56	GD19699	P98	GD20202	P132
GD19422	P228	GD19606	P159	GD19755	P145	GD20203	P132
GD19423	P228	GD19609	P98	GD19755	P142	GD20204	P130
GD19429	P80	GD19613	P198	GD19783	P148	GD20214	P56
GD19430	P122	GD19614	P98	GD19790	P26	GD20282	P106
GD19430	P124	GD19619	P98	GD19793	P149	GD20469	P239
GD19440	P183	GD19620	P104	GD19798	P114	GD20922	P104
GD19448	P226	GD19620	P100	GD19808	P96	GD20922	P102
GD19460	P68	GD19620	P102	GD19808	P98	GD20923	P102
GD19461	P182	GD19635	P96	GD19812	P159	GD20923	P104
GD19462	P122	GD19635	P98	GD19825	P122	GD21080	P96
GD19462	P124	GD19639	P92	GD19825	P124	GD21080	P98
GD19465	P120	GD19639	P92	GD19832	P122	GD21081	P102
GD19468	P117	GD19639	P94	GD19833	P122	GD21094	P149
GD19469	P68	GD19639	P94	GD19834	P189	GD21140	P102
GD19470	P68	GD19639	P228	GD19842	P125	GD21142	P158
GD19480	P159	GD19648	P100	GD19852	P96	GD21143	P159
GD19481	P152	GD19655	P122	GD19854	P96	GD2117	P142
GD19482	P154	GD19656	P120	GD19856	P74	GD2117	P145
GD19483	P152	GD19658-01	P92	GD19856	P94	GD2117	P253
GD19484	P154	GD19658-01	P94	GD19858-01	P160	GD21174	P102
GD19485	P152	GD19659-01	P92	GD19863	P96	GD21274	P138

Part No.	Page	Part No.	Page	Part No.	Page	Part No.	Page
GD21278	P68	GD27233	P162	GD5887-14	P50	GD8247	P217
GD21278	P84	GD27234	P168	GD5949	P162	GD8249	P8
GD21300	P84	GD27234	P177	GD6291	P20	GD8266	P40
GD21308	P104	GD27235	P169	GD6291	P66	GD8276	P218
GD21337	P8	GD27235	P172	GD6291	P198	GD8276	P124
GD21540	P156	GD27237	P164	GD6553	P217	GD8307	P42
GD2169	P150	GD27237	P166	GD6825-13	P230	GD8308	P216
GD2199	P243	GD27237	P167	GD6825-9.875	P230	GD8460	P18
GD2199	P142	GD27237	P176	GD7089	P152	GD8739	P198
GD2199	P144	GD27607	P102	GD7089	P152	GD8740	P198
GD22691	P180	GD27607	P104	GD7137	P116	GD8741	P198
GD22965	P198	GD2829	P199	GD7147	P176	GD8778	P28
GD22968	P210	GD28390	P2	GD7148	P33	GD8893-01	P60
GD22974	P210	GD29339	P108	GD7258	P33	GD8893-11	P126
GD22975	P210	GD2947	P36	GD7318	P2	GD9093	P116
GD23002	P177	GD2971-09	P116	GD7318	P10	GD9120	P18
GD23773	P2	GD2971-10	P32	GD7426	P52	GD9120	P66
GD23773	P10	GD2984	P253	GD7426	P56	GD9254	P38
GD23774	P10	GD3180-12	P16	GD7803	P38	GD9254	P48
GD23995	P4	GD3180-30	P4	GD7803	P48	GD9290	P16
GD24126	P8	GD3180-34	P158	GD7804	P38	GD9305	P16
GD2423	P36	GD3421	P126	GD7804	P48	GD9529	P186
GD24352	P8	GD3537-18	P120	GD7804	P48	GD9529	P186
GD24385-01	P104	GD3612	P2	GD7817-01	P42	GD9529	P186
GD24386	P104	GD3623	P228	GD7817-04	P42	GD9530	P186
GD24388	P104	GD3860	P199	GD7817-04	P222	GD9530	P186
GD24545	P2	GD3951	P228	GD7817-18	P61	GD9562	P16
GD24545	P60	GD4086	P192	GD7823	P42	GD9667	P132
GD2460	P37	GD4086	P194	GD7864	P152	GD9671	P132
GD24753	P104	GD4230	P238	GD7864	P152	GD9672	P132
GD24754	P104	GD4632	P162	GD7878	P28	GD9695	P61
GD24805	P30	GD4887-04	P56	GD7889	P40	GD9705	P216
GD24879-01	P104	GD4887-14	P52	GD7889	P42	GD9706	P216
GD25189	P158	GD4887-14	P57	GD7889	P230	GD9709	P216
GD25522	P69	GD4887-16	P52	GD7890	P40	GD9715	P44
GD25522	P86	GD4887-16	P56	GD7890	P42	GD9720	P44
GD25522	P88	GD4887-16	P56	GD7900	P217	GD9724	P44
GD25522	P192	GD4887-17	P53	GD7904-02	P218	GD9724	P46
GD25522	P194	GD4887-17	P57	GD7907	P218	GD9724	P48
GD25568	P61	GD4887-18	P52	GD7907	P238	GD9724	P222
GD25569	P61	GD4887-18	P56	GD7908	P217	GD9896	P199
GD2558	P122	GD5173	P120	GD7908	P217	GD9905	P180
GD2558	P124	GD5625	P116	GD7911	P216	GD9953	P116
GD2558	P146	GD5752	P230	GD7912	P218	GM0217-01	P257
GD2558	P230	GD5753	P230	GD7962	P217	GM0217-02	P257
GD2597	P156	GD5857	P44	GD7962	P222	GR0146	P257
GD26264	P106	GD5857	P52	GD8066-02	P182	GR0146MPP	P257
GD26419	P26	GD5857	P56	GD8188	P116	GR0150	P156
GD26793	P46	GD5857	P230	GD8189	P116	GR0151	P156
GD2721	P158	GD5857	P128	GD8218	P216	GR0155	P256
GD2721	P239	GD5857	P130	GD8224	P218	GR0155MPP	P256
GD27232	P178	GD5857	P130	GD8237	P28	GR0188	P217
		GD5857	P146	GD8238	P217	GR0193	P126
				GD8239	P218		



Part No.	Page	Part No.	Page	Part No.	Page	Part No.	Page
GR0193	P142	GR1037	P182	GR1465	P176	GR1639	P75
GR0193	P144	GR1037	P182	GR1465	P177	GR1708	P226
GR0193	P146	GR1037	P184	GR1466	P82	GR1709	P226
GR0196	P33	GR1037	P185	GR1466	P182	GR1734	P70
GR0196	P60	GR1037	P185	GR1466	P182	GR1736	P68
GR0196	P146	GR1037	P189	GR1466	P187	GR1736	P84
GR0196	P2	GR1037	P189	GR1466	P195	GR1736	P208
GR0196	P110	GR1037	P192	GR1466	P71	GR1777	P68
GR0201	P146	GR1037	P192	GR1466	P82	GR1777	P84
GR0270	P154	GR1037	P192	GR1466	P82	GR1777	P94
GR0367	P126	GR1037	P194	GR1466	P92	GR1778	P138
GR0375	P142	GR1037	P194	GR1466	P92	GR1786	P82
GR0375	P144	GR1037	P194	GR1466	P180	GR1790	P128
GR0434	P154	GR1045	P70	GR1466	P182	GR1790	P130
GR0508	P227	GR1045	P84	GR1466	P182	GR1795	P234
GR0508	P228	GR1045	P180	GR1466	P182	GR1797	P234
GR0513	P227	GR1045	P71	GR1466	P183	GR1799	P234
GR0513	P228	GR1045	P71	GR1466	P184	GR1801	P234
GR0594	P208	GR1045	P180	GR1466	P194	GR1802	P234
GR0664	P26	GR1045	P180	GR1466	P195	GR1804	P234
GR0761	P182	GR1045	P185	GR1467	P84	GR1805	P234
GR0761	P186	GR1104	P234	GR1467	P70	GR1806	P234
GR0763	P182	GR1112	P234	GR1467	P70	GR1808	P234
GR0763	P186	GR1116	P234	GR1467	P71	GR1809	P138
GR0764	P186	GR1118	P234	GR1467	P82	GR1813	P5
GR0764	P180	GR1120	P234	GR1467	P94	GR1813	P64
GR0911	P146	GR1123	P234	GR1467	P195	GR1818	P5
GR0912	P52	GR1124	P234	GR1467	P195	GR1818	P64
GR0912	P52	GR1134	P234	GR1517	P166	GR1819	P5
GR0912	P56	GR1208	P142	GR1517	P164	GR1819	P64
GR0912	P57	GR1208	P145	GR1517	P172	GR1828	P257
GR0912	P146	GR1208	P198	GR1519	P176	GR1829	P5
GR1037	P159	GR1220	P76	GR1533	P236	GR1829	P64
GR1037	P176	GR1220	P75	GR1535	P236	GR1830	P5
GR1037	P182	GR1221	P76	GR1540	P236	GR1830	P64
GR1037	P182	GR1221	P75	GR1541	P236	GR1831	P5
GR1037	P192	GR1245	P76	GR1542	P236	GR1831	P64
GR1037	P80	GR1246	P75	GR1543	P234	GR1834	P82
GR1037	P162	GR1246	P76	GR1543	P236	GR1835	P200
GR1037	P164	GR1290	P199	GR1544	P236	GR1836	P200
GR1037	P164	GR1292	P199	GR1545	P236	GR1838	P200
GR1037	P166	GR1303	P132	GR1559	P236	GR1839	P200
GR1037	P166	GR1304	P132	GR1561	P236	GR1842MPP	P257
GR1037	P168	GR1305	P132	GR1566	P236	GR1843	P138
GR1037	P169	GR1306	P132	GR1567	P236	GR1846	P183
GR1037	P172	GR1363	P199	GR1568	P236	GR1847	P184
GR1037	P172	GR1364	P199	GR1569	P26	GR1848	P26
GR1037	P173	GR1389	P234	GR1570MPP	P257	GR1852	P75
GR1037	P177	GR1414	P208	GR1574	P236	GR1870	P76
GR1037	P178	GR1415	P208	GR1575	P236	GR1870	P75
GR1037	P180	GR1430	P75	GR1598	P173	GR1871	P76
GR1037	P180	GR1445	P182	GR1598	P178	GR1871	P75

Part No.	Page	Part No.	Page	Part No.	Page	Part No.	Page
GR1872	P76	GR1935	P75	GR2025	P82		
GR1872	P75	GR1936	P168	GR2041	P71		
GR1874	P76	GR1937	P75	GR2041	P183		
GR1874	P75	GR1939	P183	GR2041	P185		
GR1876	P75	GR1941	P227	GR2043	P182		
GR1877	P75	GR1941	P228	GR2109	P84		
GR1878	P75	GR1941	P226	GR2152	P116		
GR1879	P75	GR1943	P138	GR2153	P116		
GR1881	P75	GR1945	P184	GR2179	P84		
GR1882	P75	GR1947	P89	GR2185	P234		
GR1883	P75	GR1947	P90				
GR1884	P75	GR1951	P138				
GR1885	P75	GR1952	P138				
GR1887	P75	GR1953	P138				
GR1889	P75	GR1956	P198				
GR1894	P5	GR1956	P142				
GR1894	P64	GR1956	P145				
GR1895	P5	GR1956	P198				
GR1895	P64	GR1957	P145				
GR1896	P5	GR1957	P198				
GR1896	P64	GR1957	P142				
GR1897	P26	GR1958	P142				
GR1898	P5	GR1958	P145				
GR1898	P64	GR1958	P198				
GR1899	P64	GR1960	P84				
GR1901	P80	GR1961	P84				
GR1902	P80	GR1965	P84				
GR1903	P80	GR1966	P84				
GR1904	P80	GR1967	P84				
GR1905	P80	GR1968	P84				
GR1906	P80	GR1969	P84				
GR1907	P80	GR1976	P84				
GR1908	P80	GR1977	P84				
GR1909	P80	GR1978	P84				
GR1912	P152	GR1979	P84				
GR1913	P188	GR1998	P76				
GR1914	P188	GR1999	P76				
GR1916	P200	GR2000	P84				
GR1917	P232	GR2003	P234				
GR1918	P232	GR2012	P76				
GR1919	P226	GR2013	P76				
GR1921	P138	GR2014	P76				
GR1924	P166	GR2015	P76				
GR1924	P164	GR2016	P76				
GR1925	P177	GR2017	P76				
GR1926	P168	GR2018	P76				
GR1927	P172	GR2019	P76				
GR1928	P169	GR2020	P76				
GR1929	P167	GR2021	P76				
GR1930	P162	GR2022	P76				
GR1932	P75	GR2023	P76				
GR1933	P75	GR2024	P76				