

# MODEL 3660 PIVOT FOLD PLANTER PARTS MANUAL

**M0260-02**

**Rev. 6/16**

This manual applies to: Model: 3660 Twin-Line Planters  
2015 Production and on

Record the model number and serial number of your planter along with date purchased:

Serial Number \_\_\_\_\_

Date Purchased \_\_\_\_\_

Information in this manual was current at time of printing. However, due to Kinze's ongoing product improvement, production changes may cause your machine to appear slightly different in detail. Kinze Manufacturing, Inc. reserves the right to change specifications or design without notice and without incurring obligation to install the same on machines previously manufactured.

Right hand (R.H.) and left hand (L.H.), as used throughout this manual, are determined by facing in the direction the machine will travel when in use, unless otherwise stated.

**ROW UNIT**

Shank Assembly, Seed Tube, and Depth Adjustment . . . . P1  
 Pneumatic Down Pressure Package Option . . . . . P3  
 Parallel Arms, Mounting Support Plate, and Quick Adjustable Down Forces Springs Option. . . . . P5  
 Ag Leader Electric Clutch . . . . . P7  
 15" Seed Opener Disc Blade/Bearing Assembly and Scrapers . . . . . P9  
 Gauge Wheels . . . . . P11  
 Covering Discs/Single Press Wheel. . . . . P13  
 "V" Closing Wheels . . . . . P15  
 Drag Closing Attachment. . . . . P17  
 Row Unit Light Mount Bracket and Extension . . . . . P18  
 Hopper Support and Meter Drive. . . . . P19  
 Seed Hopper and Lid. . . . . P21  
 Finger Pickup Seed Meter . . . . . P23  
 Brush-Type Seed Meter. . . . . P25  
 Vacuum Seed Meter . . . . . P27  
 Granular Chemical Hopper and Hopper Panel Extension . . . . . P29  
 Granular Chemical Meter and Meter Drive . . . . . P31  
 Granular Chemical Banding Options . . . . . P33  
 Spring Tooth Incorporator . . . . . P35  
 Row Unit Mounted No Till Coulter . . . . . P36  
 Row Unit Mounted Bed Leveler . . . . . P37  
 Row Unit Mounted Disc Frower . . . . . P39  
 Row Unit Mounted Residue Wheel . . . . . P41  
 Coulter Mounted Residue Wheels . . . . . P43  
 Frame Mounted Coulter W/Residue Wheels . . . . . P45

**INTERPLANT**

Interplant Hydraulic Drive . . . . . P47  
 Interplant Push Row Unit Drive . . . . . P49  
 Interplant Push Row Unit. . . . . P53  
 Interplant Even Row Push Unit . . . . . P57

**VACUUM SYSTEM**

Digital Vacuum Gauge, Analog Vacuum Gauge, and Vacuum Fan Assembly. . . . . P59  
 Vacuum Fan Hydraulic Components . . . . . P61  
 Optional Flow Control Needle Valve Kit. . . . . P62  
 Vacuum Fan Hydraulic Motor Assembly . . . . . P62  
 Vacuum Fan Motor Valve Block Assembly (Located Below Vacuum Fan Motor Assembly). . . . . P63  
 Vacuum Hoses. . . . . P64  
 Vacuum Manifolds and Distribution Hoses . . . . . P65  
 PTO Assembly. . . . . P67  
 PTO Pump Oil Cooler (Planter Mounted) . . . . . P68  
 Planter Mounted PTO . . . . . P70  
 Tractor Mounted PTO. . . . . P73

**BULK FILL**

Bulk Fill Fan Assembly. . . . . P75  
 Bulk Fill Fan Hydraulic Components . . . . . P77  
 Bulk Fill Fan Hydraulic Components (Vacuum) . . . . . P79  
 Bulk Fill Hoses, 12 Row. . . . . P81  
 Bulk Fill Hoses, 16 Row. . . . . P82  
 Bulk Fill Manifolds and Distribution Hoses. . . . . P83  
 Bulk Fill Entrainer Assembly, 12 Row . . . . . P85  
 Bulk Fill Entrainer Assembly, 16 Row . . . . . P87  
 Bulk Fill Tank Assembly . . . . . P89  
 Bulk Fill Scale Package . . . . . P91  
 Bulk Fill Mechanical Row Unit . . . . . P93  
 Bulk Fill Vacuum Row Unit. . . . . P95  
 Bulk Fill Interplant Push Row Unit . . . . . P97  
 Bulk Fill Catwalk. . . . . P99

**BASE MACHINE**

Outer Hitch. . . . . P101  
 2-Point Hitch Option. . . . . P103  
 Safety Chain . . . . . P104  
 Inner Hitch, "Y" . . . . . P105  
 Hose Take-up, 12 Row. . . . . P107  
 Hose Take-up, 16 Row. . . . . P109  
 Center Frame. . . . . P111  
 Hydraulic Drive. . . . . P113  
 Point Row Clutch . . . . . P115  
 Pneumatic Down Pressure Control Console, Sending Unit, and Harnesses . . . . . P117  
 Air Compressor, Dual Solenoid Assembly, Tubing, and Fittings. . . . . P119  
 Wing Frame, 12 Row . . . . . P123  
 Wing Frame, 16 Row . . . . . P125  
 Wing Frame Toolbox . . . . . P128  
 Center Pivot . . . . . P129  
 Hose Spring Anchor. . . . . P131  
 Axle Assembly . . . . . P132  
 Transport Wheels/Rock Guards . . . . . P133  
 Ground Drive Wheel . . . . . P135  
 Row Marker Spindle/Hub/Blade. . . . . P137  
 Row Marker Assembly. . . . . P139  
 Row Marker Stand. . . . . P142

**HYDRAULICS**

Wing Down Pressure Cylinder . . . . .	P143
L.H. Wing Lock Up Cylinder . . . . .	P145
R.H. Wing Lock Up Cylinder . . . . .	P147
Rotation Cylinder . . . . .	P149
Wheel Lift Cylinder . . . . .	P150
Rockshaft Transport Lift Cylinder . . . . .	P151
Transport Lift Cylinder . . . . .	P153
Transport Catch Cylinder . . . . .	P155
Tongue Cylinder . . . . .	P157
Row Marker Cylinder . . . . .	P159
Tongue Lock Cylinder . . . . .	P160
Valve Block - Located on Hitch . . . . .	P161
Valve Blocks - Located on Rear Center Frame . . . . .	P163
Valve Block - Located on R.H. Rear Center Frame (Mechanical) . . . . .	P165
Valve Block - Located on R.H. Rear Center Frame (Vacuum) . . . . .	P166
Bulk Fill Valve Block . . . . .	P167
Solenoid Valve . . . . .	P168
Flow Control Valve . . . . .	P169
Hydraulic Flow Control Block . . . . .	P171
Hydraulic Pump . . . . .	P172
Hydraulic Hoses and Fittings on Hitch . . . . .	P173
Hydraulic Hoses and Fittings on Planter Frame . . . . .	P175
Planter Mounted PTO Hydraulic Hoses and Fittings . . . . .	P177

Liquid Fertilizer Piston Pump (Uses 18 Tooth Sprocket) . . . . .	P211
Liquid Fertilizer Piston Pump Flow Divider . . . . .	P213
Rear Trailer Hitch . . . . .	P215
Rear Trailer Hitch Steps (Bulk Fill) . . . . .	P217

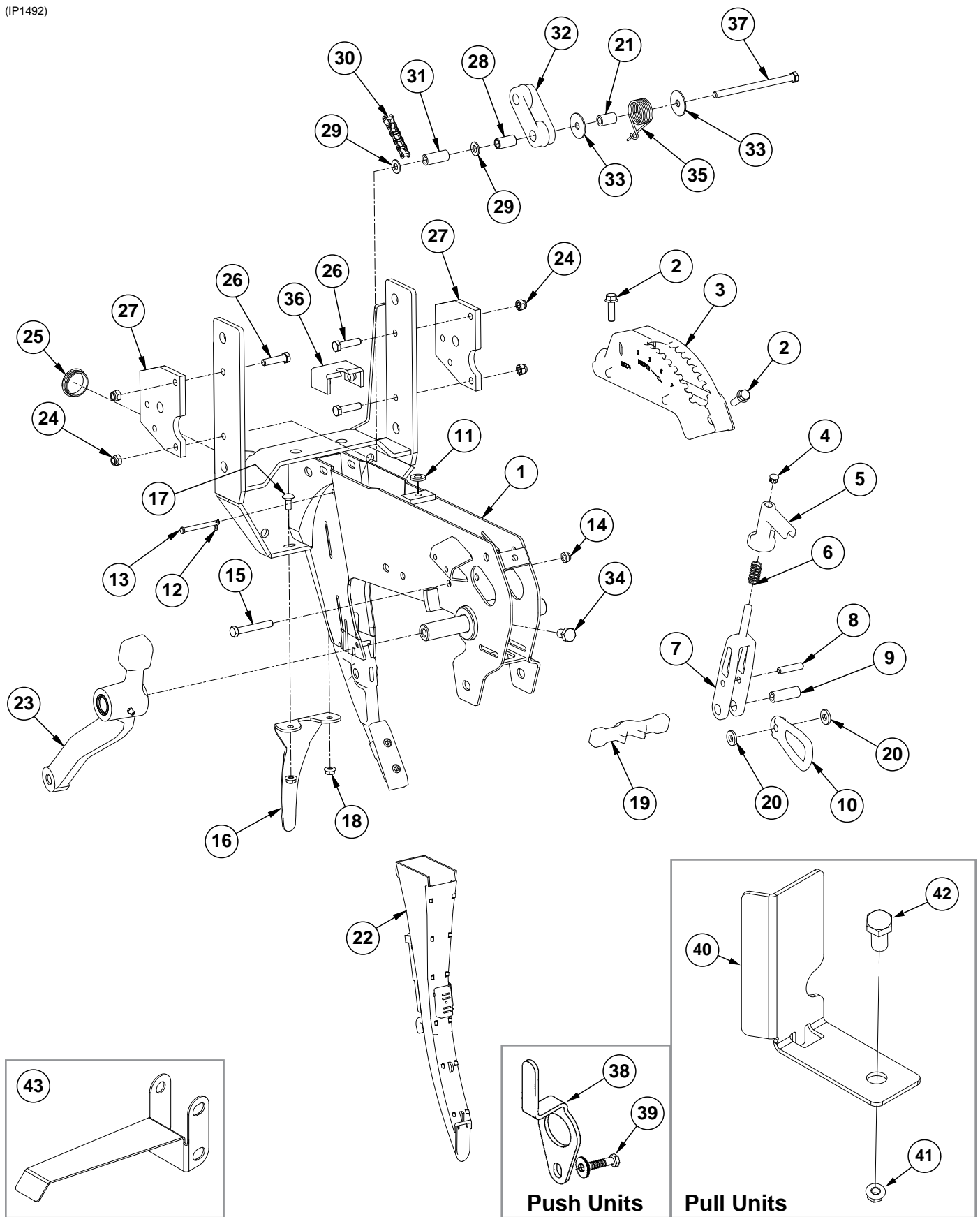
**DECALS, PAINT, AND MISCELLANEOUS . . . . P218****NUMERICAL INDEX . . . . . P232****ELECTRONICS**

Electrical Components . . . . .	P179
Miscellaneous Integra Parts . . . . .	P182
Planter Monitor Module (PMM) . . . . .	P183
ISOBUS Electric Clutch Package . . . . .	P185
Ag Leader Electric Clutch Package . . . . .	P187

**FERTILIZER**

HD Single Disc Fertilizer Opener (Soil Press Wheel) . . . . .	P191
HD Single Disc Fertilizer Opener (Blade and Drop Tube) . . . . .	P193
Notched Single Disc Fertilizer Opener . . . . .	P195
Residue Wheel Attachment for Notched Single Disc Fertilizer Opener . . . . .	P197
Depth/Gauge Wheel Attachment for Notched Single Disc Fertilizer Opener . . . . .	P199
Liquid Fertilizer Tube In Furrow . . . . .	P201
Conventional Liquid Fertilizer Tanks, Saddle, Saddle Mounts, and Hoses . . . . .	P203
Liquid Fertilizer Piston Pump Mount and Ground Drive Wheel . . . . .	P207
Liquid Fertilizer Flow Divider Mount and Hoses . . . . .	P209

(IP1492)

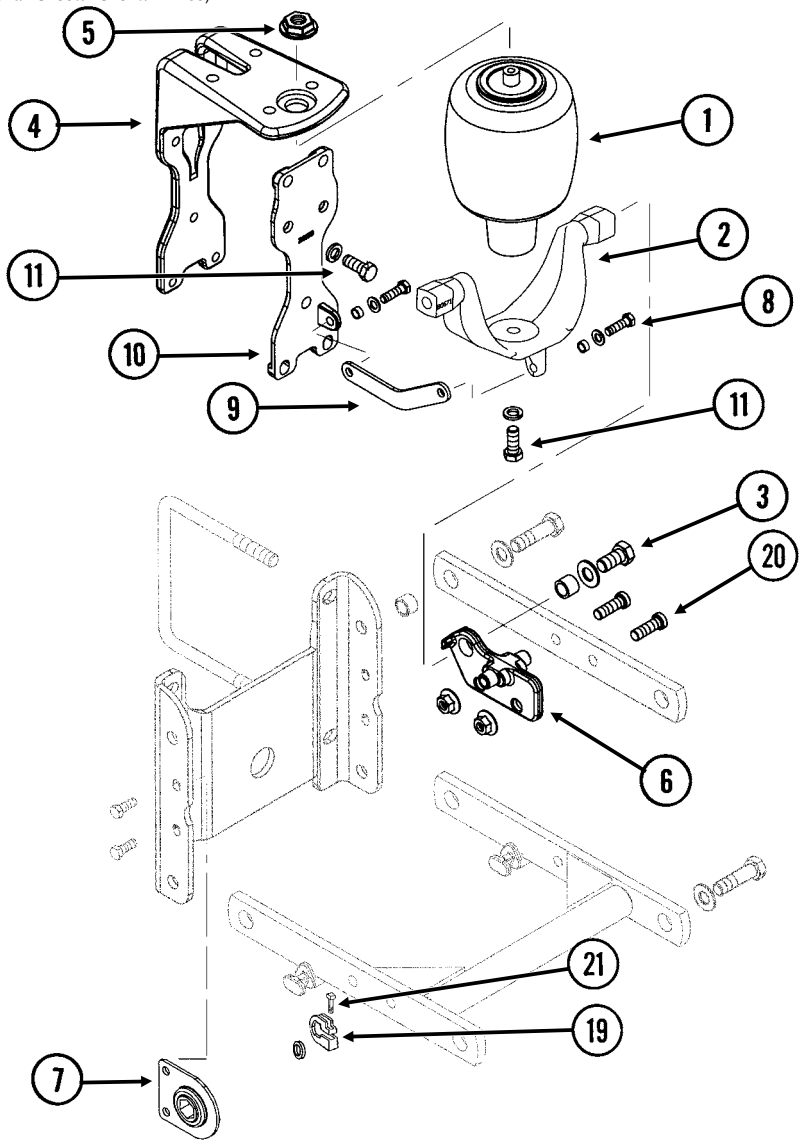




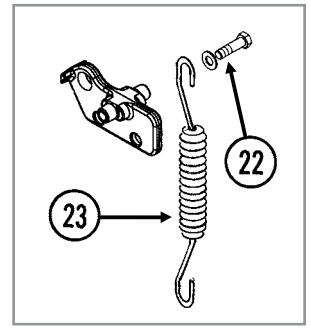
ITEM	PART NO.	QTY. (Per Row)	DESCRIPTION
1	GA10157	1	Shank W/Gauge Wheel Pivot Spindle And Set Screw
2	G11015	2	Hex Washer Head Cap Screw, 3/8"-16 x 1 1/4"
3	GB0274	1	Cover, Depth Adjustment
4	GD3612	1	Cap Plug
5	GB0266	1	Handle, Depth Adjustment
6	GD10993	1	Spring
7	GB0267	1	Lever, Depth Adjustment
8	GD13361	1	Pin, 3/8" x 1 2/3"
9	GD11259	1	Sleeve, 3/8" I.D. x 5/8" O.D. x 1 25/32" Long
10	GB0285	1	Collar, Depth Adjustment
11	G10207	1	Washer, 7/8" O.D. x 1 3/32" I.D. x .134" (If Applicable)
12	G10669	1	Hair Pin Clip, No. 22
13	G10551	1	Clevis Pin, 1/4" x 2 1/2"
14	G11591	1	Nylon Lock Nut, 3/8"-24, Grade C
15	G11592	1	Hex Head Cap Screw, 3/8"-24 x 2 3/4", Grade 8
16	GD28390	1	Shield
17	G10312	2	Carriage Bolt, 5/16"-18 x 3/4"
18	G10620	2	Serrated Flange Nut, 5/16"-18
19	GB0265	1	Pivot Link, Depth Adjustment
20	G10207	2	Washer, 7/8" O.D. x 1 3/32" I.D. x .134"
21	GD7318	1	Sleeve, 1" Long
22	---	1	<a href="#">See "Planter Monitor Module (PMM)" on page P183</a>
23	GA7975	1	<a href="#">See "Gauge Wheels" on page P11</a>
24	G10108	4	Lock Nut, 3/8"-16
25	GD11845	1	Dust Cap
26	G10003	3	Hex Head Cap Screw, 3/8"-16 x 1 1/2"
27	GD24545	2	Stop
28	GD1026	1	Sleeve, 1 3/16" Long
29	G11387	2	Flat Washer, 3/8" SAE
30	G3303-98	-	Chain, No. 41, 98 Pitch Including Connector Link (Mechanical)
	G3303-108	-	Chain, No. 41, 108 Pitch Including Connector Link (Vacuum)
	G3303-16	-	Chain, No. 41, 16 Pitch Including Connector Link (Used W/Row Unit Extension Brackets)
	G3303-114	-	Chain, No. 41, 114 Pitch Including Connector Link (Mechanical - 4 Center Rows Only)
	G3303-124	-	Chain, No. 41, 124 Pitch Including Connector Link (Vacuum - 4 Center Rows Only)
	GR0196	-	Connector Link, No. 41
31	GD23773	1	Chain Idler Spacer
32	GD11962	1	Idler
33	G10201	2	Special Washer, 3/8" x 1 1/2" O.D.
34	G10438	1	Hex Head Cap Screw, 1/2"-13 x 3/4"
35	GD1065	1	Idler Spring
36	GD16245	1	Sun Shade (Rubber)
37	G10687	1	Hex Head Cap Screw, 3/8"-16 x 5 1/2"
38	GD17014	1	Hose Guide
39	G10047	1	Hex Head Cap Screw, 3/8"-16 x 1 3/4"
	G11387	2-3	Flat Washer, 3/8" SAE
	G10108	1	Lock Nut, 3/8"-16
40	GD29798	1	Chain Guard, Pull Units
41	G10071	1	Serrated Flange Nut, 1/2"-13
42	G10014	1	Hex Head Cap Screw, 1/2"-13 x 1"
43	GD29806	-	Seed Tube Bracket

(RU157c/RU159a/RU157d/A12405)

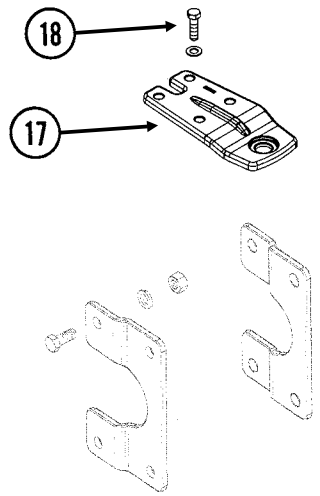
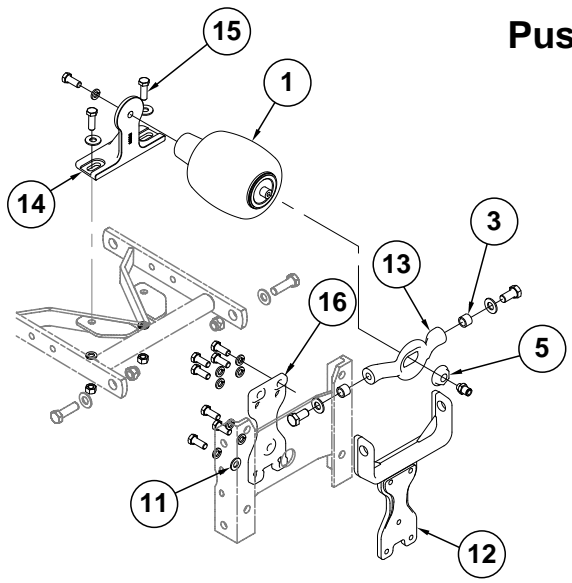
Pull Row Unit Shown



NOTE: Items that are not referenced on this page may be referenced on [page P5](#).

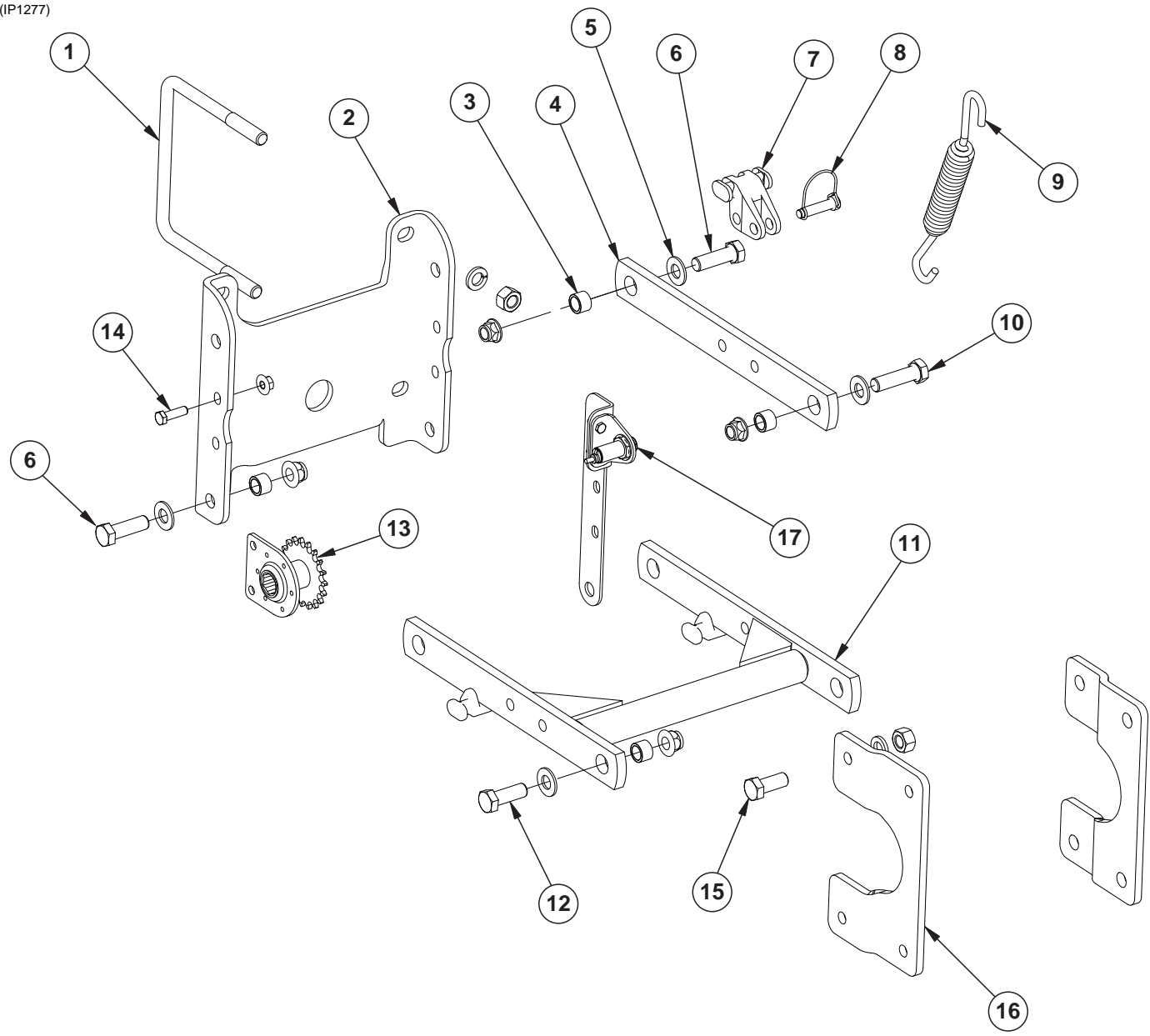


Push Row Unit Shown



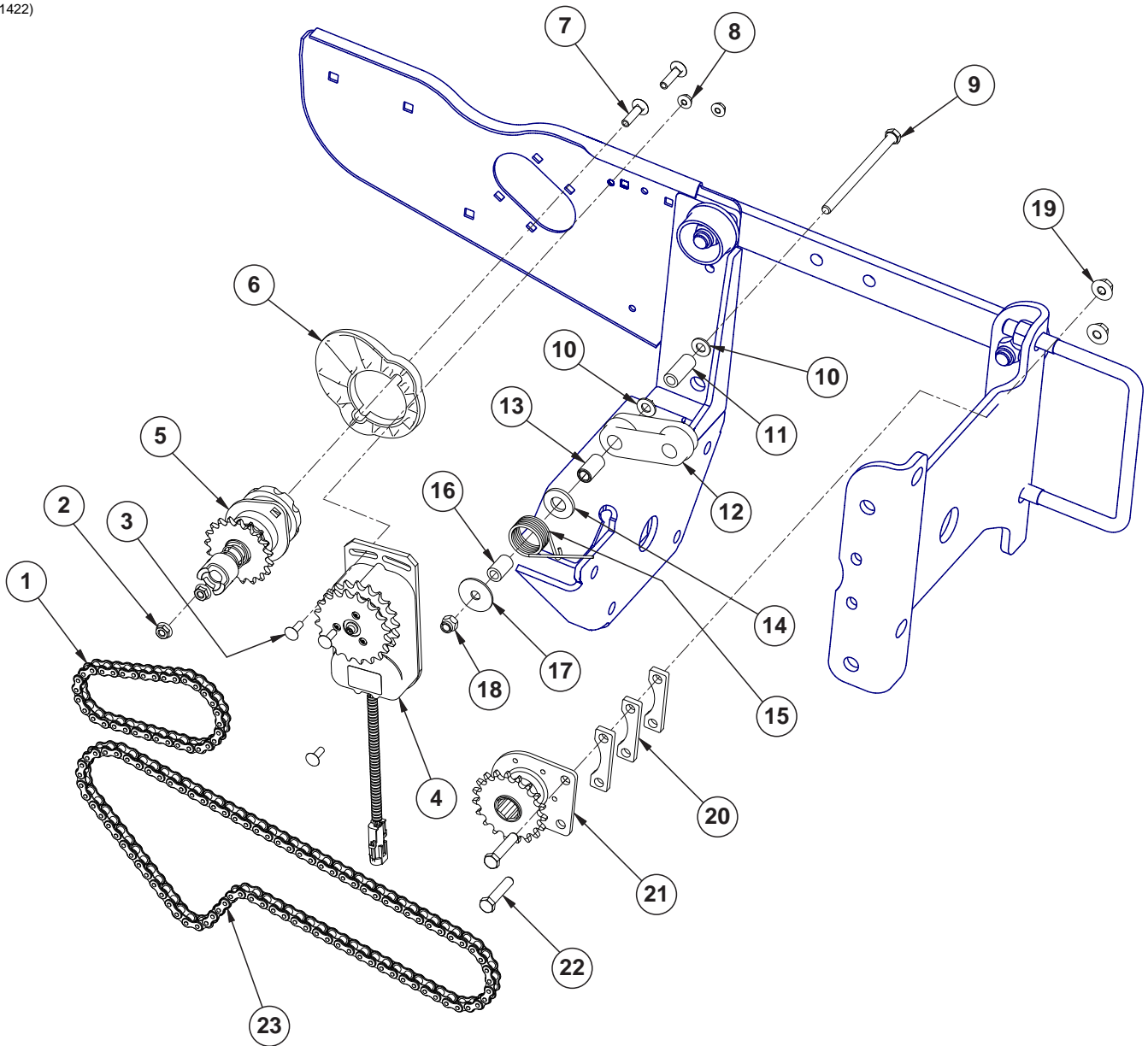
ITEM	PART NO.	QTY. (Per Row)	DESCRIPTION
1	GA11982	1	Air Spring Assembly
	G10037	1	Hex Head Cap Screw, 1/2"-13 x 1 1/4"
	G10228	1	Lock Washer, 1/2"
2	GD23995	1	Saddle
3	G11018	2	Hex Head Cap Screw, 5/8"-18 x 1 1/4"
	G11391	2	Flat Washer, 5/8" SAE
	GD3180-30	2	Sleeve, 7/8" O.D. x 5/8" I.D. x 2 1/32"
4	GB0396	1	Head Mount
5	GB0397	1	Shoulder Nut, 3/4"-16
	GD19092	-	Connector, 3/8" x 1/8" NPT
	GD18011	-	Elbow, 3/8" x 1/8" NPT Extended (used on outer push units)
6	GB0395	2	Bracket
7	GA2180	-	Hanger Bearing, 7/8" Hex Bore
8	G10004	2	Hex Head Cap Screw, 3/8"-16 x 1 1/4"
	G11387	2	Flat Washer, 3/8" SAE
	GD11963-04	2	Spacer, 1/4"
	G10108	2	Lock Nut, 3/8"-16
9	GD17794	1	Link (not applicable with row unit extension brackets)
10	GB0393	1	Plate
11	G10037	7	Hex Head Cap Screw, 1/2"-13 x 1 1/4"
	G11389	2	Flat Washer, 1/2" SAE (Lower Two Holes Only)
	G10228	7	Lock Washer, 1/2"
12	GB0390	1	Yoke Mount
13	GB0392	1	Yoke
14	GB0391	1	Mount
15	G10017	2	Hex Head Cap Screw, 1/2"-13 x 1 1/2"
	G11389	2	Flat Washer, 1/2" SAE
	G10228	2	Lock Washer, 1/2"
	G10102	2	Hex Nut, 1/2"-13
16	GB0389	1	Plate
17	GB0398	1	Extension
18	G10039	4	Hex Head Cap Screw, 1/2"-13 x 1 3/4"
	G11389	4	Flat Washer, 1/2" SAE
	G10111	4	Lock Nut, 1/2"-13
19	GD11045	-	Lock Clamp
20	G11220	-	Hex Socket Cap Screw, 1/2"-13 x 1 1/2"
	G10071	-	Serrated Flange Nut, 1/2"-13
21	G10130	-	Square Head Machine Bolt, 5/16"-18 x 1 3/4"
	G10923	-	Flange Nut, 5/16"-18, No Serration
22	G10438	2	Hex Head Cap Screw, 1/2"-13 x 3/4"
	G11389	-	Flat Washer, 1/2" SAE
23	---	-	<a href="#">See "Parallel Arms, Mounting Support Plate, and Quick Adjustable Down Forces Springs Option" on page P5</a>

(IP1277)



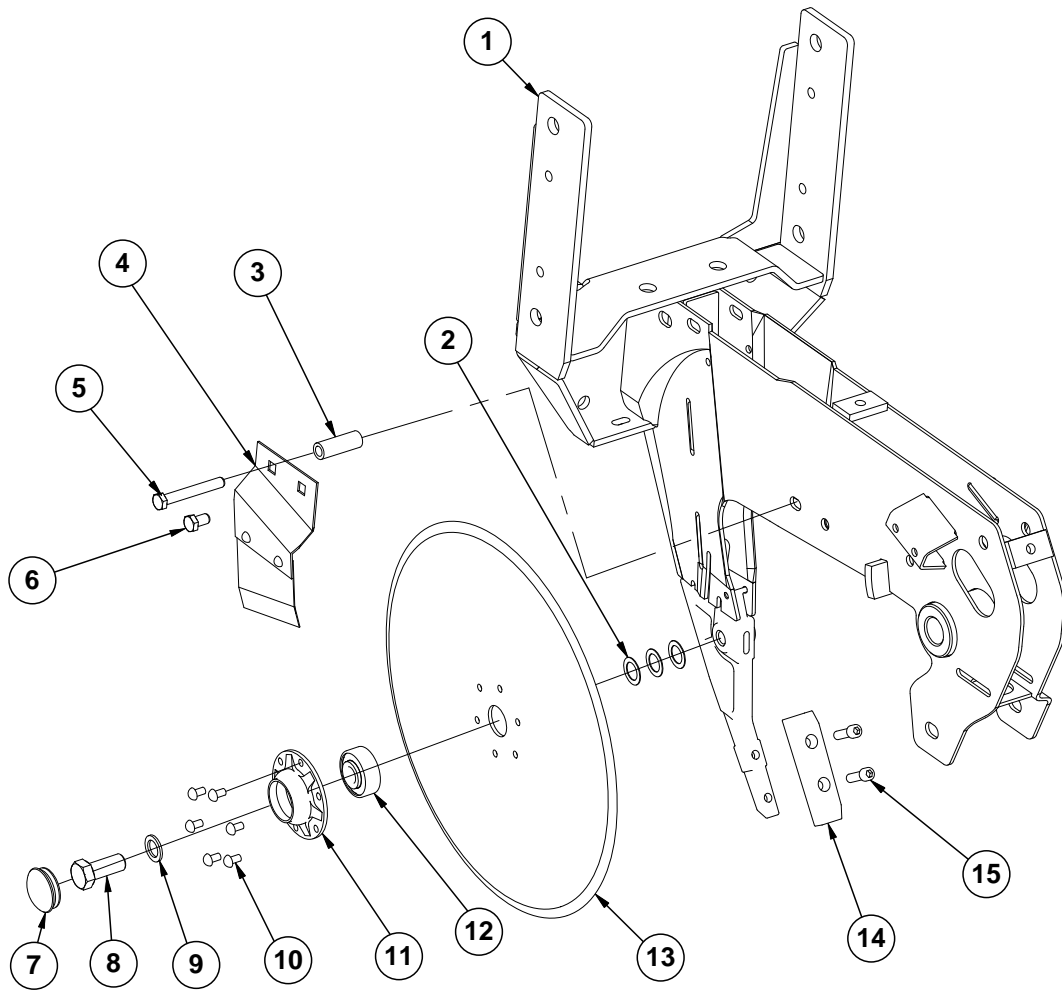
ITEM	PART NO.	QTY. (Per Row)	DESCRIPTION
1	GD1113	2	U-Bolt, 5" x 7" x 5/8"-11
	G10230	4	Lock Washer, 5/8"
	G10104	4	Hex Nut, 5/8"-11
2	GD10036	1	Mounting Support Plate
3	GB0218	8	Bushing, 2 1/32" I.D. x 7/8" O.D. x 1 9/32" Long
4	GD11422	2	Upper Parallel Arm
5	G11391	8	Flat Washer, 5/8" SAE
6	G10732	4	Hex Head Cap Screw, 5/8"-18 x 2"
	G11514	4	Non-Serrated Lock Nut, 5/8"-18
7	GB0186	2	Spring Anchor
8	GD14217	2	Tab Lock Pin, 7/16" x 1 1/2"
9	GD8249	4	Standard Down Pressure Spring
	GD21337		Heavy Duty Down Pressure Spring
10	G10752	2	Hex Head Cap Screw, 5/8"-18 x 2 1/4"
	G11514	2	Non-Serrated Lock Nut, 5/8"-18
11	GA5651	1	Lower Parallel Arm
12	G10751	2	Hex Head Cap Screw, 5/8"-18 x 1 3/4"
	G11514	2	Non-Serrated Lock Nut, 5/8"-18
13	GA1720	1	Bearing/Sprocket, 7/8" Hex Bore
14	G10004	2	Hex Head Cap Screw, 3/8"-16 x 1 1/4"
	G11091	2	Serrated Flange Nut, 3/8"-16
15	G10007	4	Hex Head Cap Screw, 5/8"-11 x 1 1/2"
	G10230	4	Lock Washer, 5/8"
	G10104	4	Hex Nut, 5/8"-11
16	GB0366	2	Extension Bracket
17	GA16830	1	Sensor
	GA16868	1	Implement Switch Adapter Cable
	GD24352	1	Sensor Bracket
	GD24126	1	Implement Switch Bracket, Long
	G11491	2	Washer
	G10110	2	Lock Nut, 1/4"-20, Grade B
	G11385	2	Flat Washer, 1/4" SAE
	G10023	2	Hex Head Cap Screw, 1/4"-20 x 3/4"
A	G6325X	-	U-Bolt Package For 5" x 7" Toolbar, Includes: (2) GD1113, (4) G10230, (4) G10104
B	G1K528	-	Implement Switch Kit, Includes: (1)A16868, (1)A16829, and (1)IS826 (Replaces GA13593)

(IP1422)



ITEM	PART NO.	QTY. (Per Row)	DESCRIPTION
1	G3303-34	1	Chain, No. 41, 34 Pitch Including Connector Link (Pull Row Unit)
	G3303-41	-	Chain, No. 41, 41 Pitch Including Connector Link (Push Row Unit)
2	G10620	2	Serrated Flange Nut, 5/16"-18
3	G10310	3	Carriage Bolt, 1/4"-20 x 3/4", Grade 2
4	GA16374	1	Electric Clutch
5	GA10151	1	Seed Meter Clutch Assembly, 11/19 Tooth
6	GB0331	1	Clutch Adapter Plate
7	G10338	2	Carriage Bolt, 5/16"-18 x 1 1/4"
8	G10621	3	Serrated Flange Nut, 1/4"-20
9	G10687	1	Hex Head Cap Screw, 3/8"-16 x 5 1/2"
10	G11387	2	Flat Washer, 3/8" SAE
11	GD23773	1	Chain Idler Spacer
12	GD11962	1	Idler
13	GD1026	1	Sleeve, 1 3/16" Long
14	G11391	1	Flat Washer, 5/8" SAE
15	GD1065	1	Idler Spring
16	GD7318	1	Sleeve, 1" Long
17	G10201	1	Special Washer, 3/8" x 1 1/2" O.D.
18	G10901	1	Lock Nut, 3/8"-16
19	G11091	3	Serrated Flange Nut, 3/8"-16
20	GD23774	3	Spacer
21	GA1720	1	Bearing/Sprocket, 7/8" Hex Bore
22	G10047	2	Hex Head Cap Screw, 3/8"-16 x 1 3/4"
23	G3303-88	1	Chain, No. 41, 88 Pitch Including Connector Link (Pull Row Unit)
	G3303-78	-	Chain, No. 41, 78 Pitch Including Connector Link (Push Row Unit)

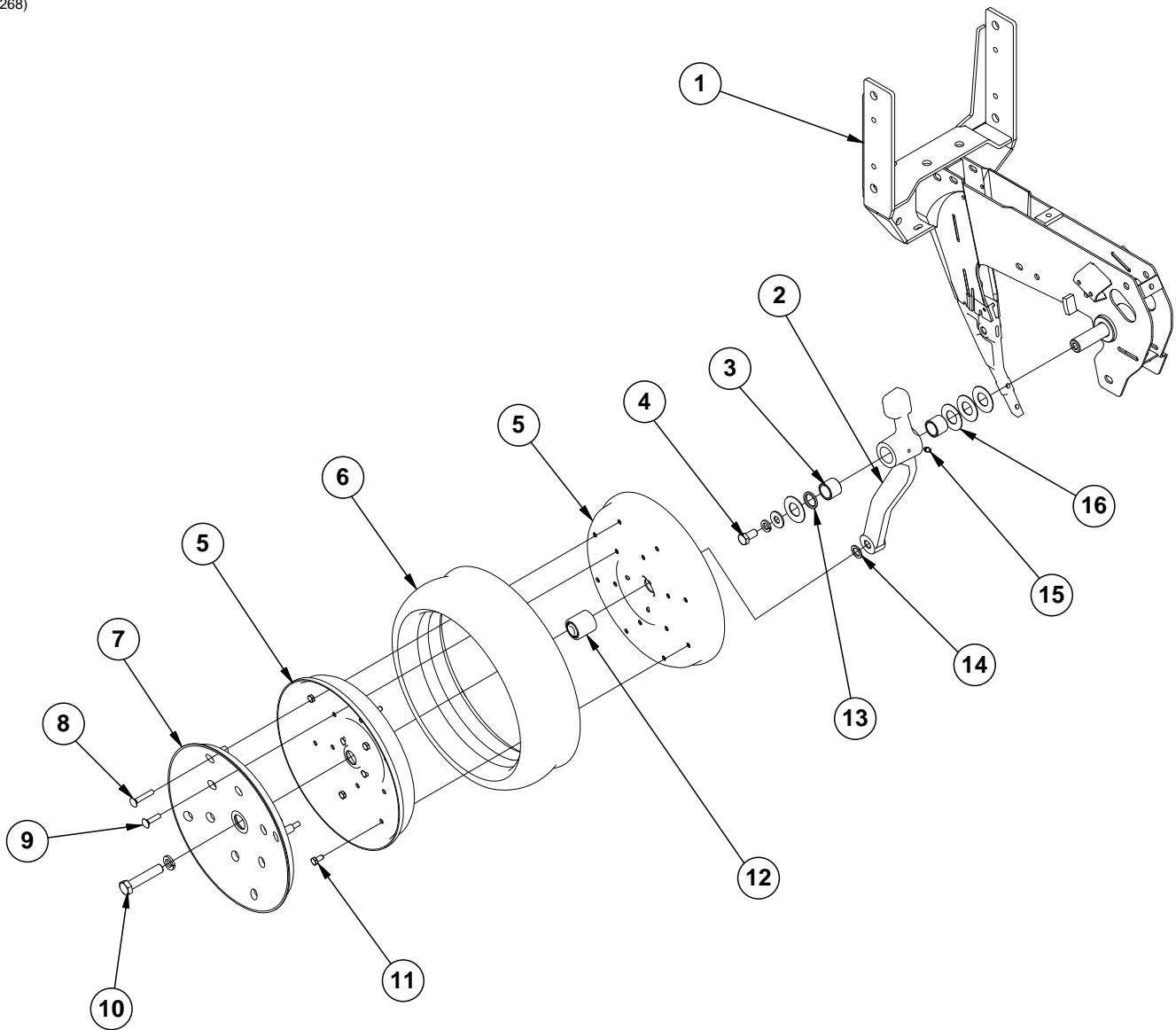
(IP1272)





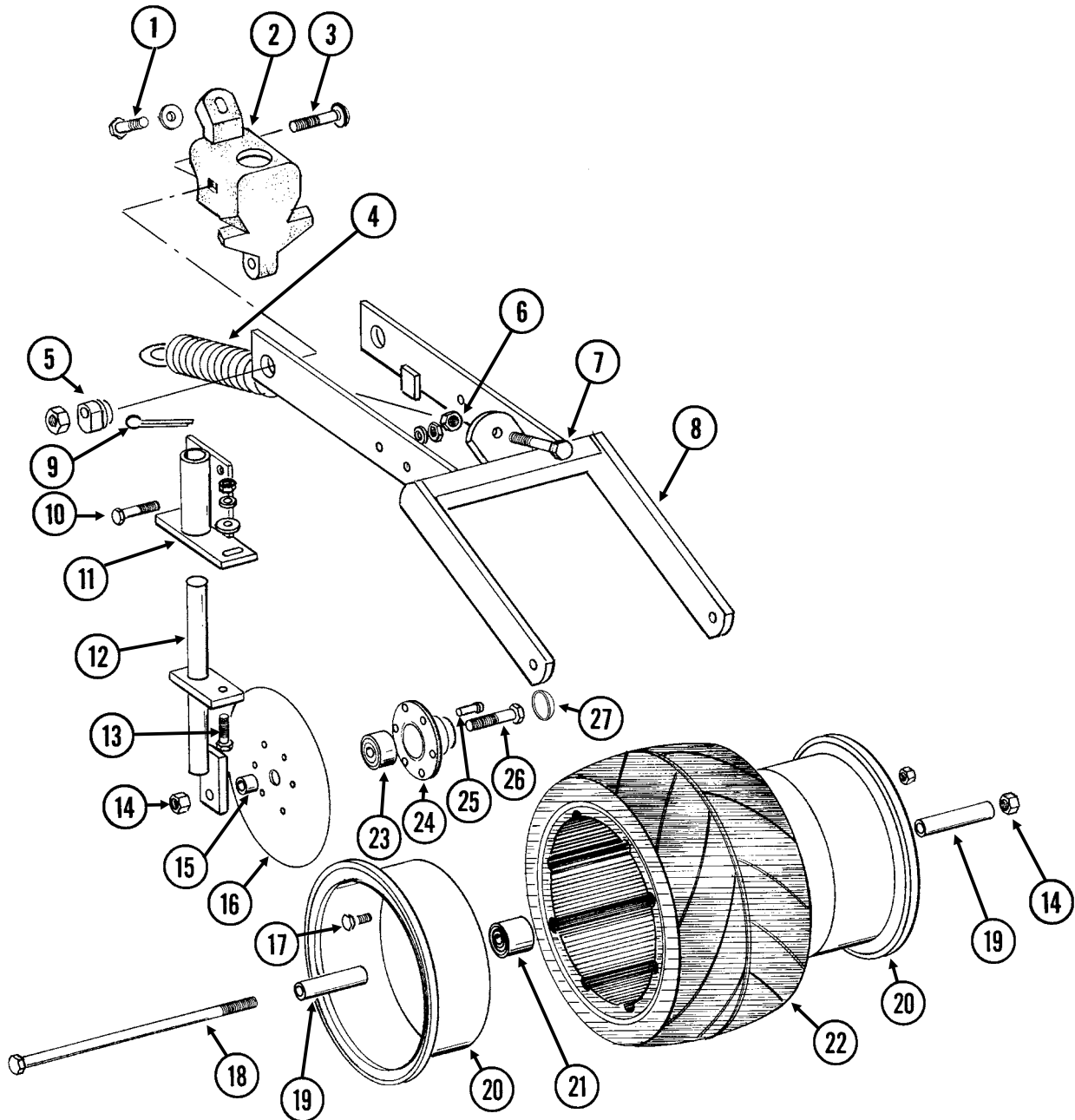
ITEM	PART NO.	QTY. (Per Row)	DESCRIPTION
1	---	-	<a href="#">See "Shank Assembly, Seed Tube, and Depth Adjustment" on page P1</a>
2	GD30725	-	Machine Bushing, 5/8" (.030" Thick)(As Required)
3	GD2971-26	1	Sleeve, 3/8" I.D x 5/8" O.D. x 1.63" Long
4	GA2012R GA2012L	1 -	Disc Scraper, R.H. Disc Scraper, L.H. (Shown)
5	G10325 G10622	1 1	Hex Head Cap Screw, 3/8"-16 x 2 3/4" Serrated Flange Nut, 3/8"-16
6	G10328 G10622	2 1	Hex Head Cap Screw, 3/8"-16 x 5/8" Serrated Flange Nut, 3/8"-16
7	GD11845	2	Dust Cap
8	GD11017	1	Special Hex Head Cap Screw, 5/8"-11 x 1 1/2", L.H. Threads
9	G10204	2	Special Machine Bushing, 5/8" x 1" O.D.
10	G10427	12	Rivet, 1/4" x 1/2"
11	GD10473	2	Bearing Housing
12	GA2014	2	Bearing
13	GD11306	2	Disc Blade, 3.5 mm x 15"
14	GB0301	1	Seed Tube Guard/Inner Scraper
15	G10912	2	Hex Socket Head Cap Screw, 5/16"-18 x 1", Grade 8
A	GA8324	-	Disc Blade/Bearing Assembly, Less Dust Cap (Items 10-13)

(IP1268)



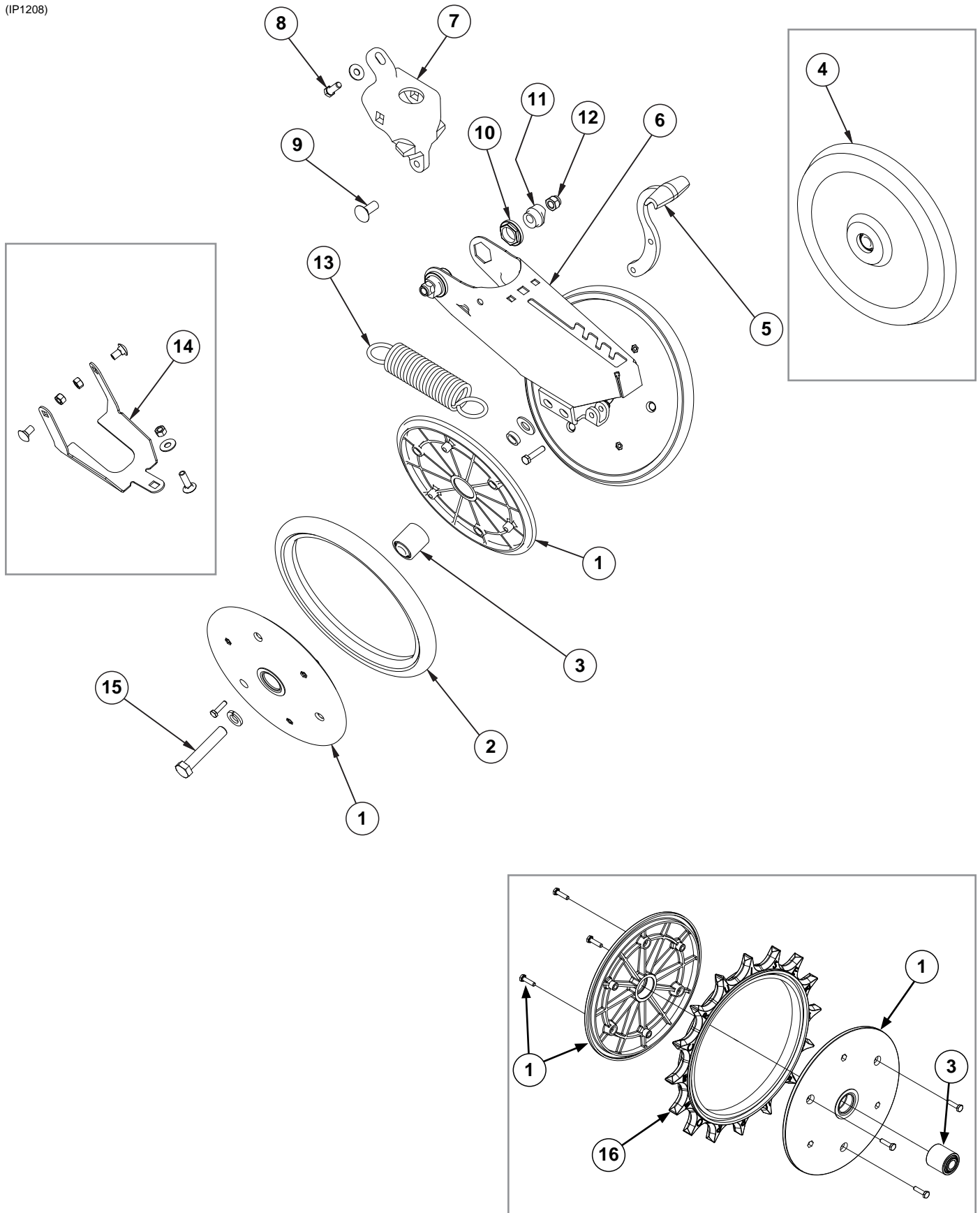
ITEM	PART NO.	QTY. (Per Row)	DESCRIPTION
1	---	-	<a href="#">See "Shank Assembly, Seed Tube, and Depth Adjustment" on page P1</a>
2	GA7975	1	Wheel Arm W/Grease Fitting, Bushings And Seals, L.H. (Shown) (Includes Items 3 and 13)
	GA7976	1	Wheel Arm W/Grease Fitting, Bushings And Seals, R.H. (Includes Items 3 and 13)
3	GB0276	2	Bushing, 1" I.D. x 1¼" O.D. x 1" Long (Per Arm)
4	G10014	1	Hex Head Cap Screw, ½"-13 x 1"
	G10228	2	Lock Washer, ½"
	G10216	2	Washer, ½" USS
5	GD11423	4	Half Wheel
6	GD1086	2	Tire
7	GD11453	2	Cover
8	G10924	8	Carriage Bolt, ⅝"-18 x 1¾"
	G10620	8	Serrated Flange Nut, ⅝"-18
9	G10338	12	Carriage Bolt, ⅝"-18 x 1¼"
	G10620	12	Serrated Flange Nut, ⅝"-18
10	G10010	2	Hex Head Cap Screw, ⅝"-11 x 3"
11	G10018	14	Hex Head Cap Screw, ⅝"-18 x ⅝"
	G10109	14	Lock Nut, ⅝"-18, Grade 8
12	GA6171	2	Bearing
13	GD10991	2	Seal (Per Arm)
14	G10204	2	Special Machine Bushing, ⅝" x 1" O.D.
15	G10640	1	Grease Fitting, ¼"-28 (Per Arm)
16	G10940	-	Machine Bushing, 1" (.048" Thick)
A	GA7949	-	Gauge Wheel Complete (Items 5-9 And 11-12)
B	G1K296	-	Gauge Wheel Arm Bushing And Seal Driver Kit, Includes: (1) Seal Driver, (1) Bushing Driver, (1) Instruction

RUA054/RUB026(RU94d)



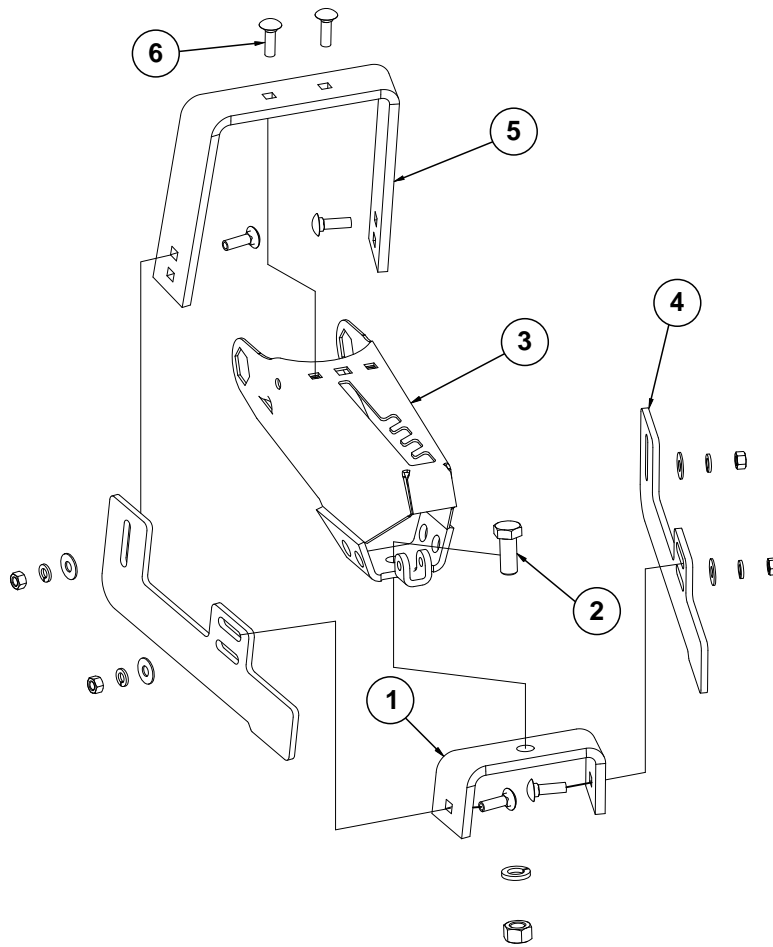
ITEM	PART NO.	QTY. (Per Row)	DESCRIPTION
1	G10001	1	Hex Head Cap Screw, 3/8"-16 x 1"
	G11387	1	Flat Washer, 3/8" SAE
2	GB0268	1	Wheel Arm Stop
3	G10801	2	Carriage Bolt, 1/2"-13 x 2 1/4"
	G10315	-	Carriage Bolt, 1/2"-13 x 2 1/2" (Used W/Straight Drop In-Furrow Granular Chemical Bracket)
	G10102	2	Hex Nut, 1/2"-13
4	GA2054	1	Spring
5	GB0239	2	Eccentric Bushing
6	G10102	1	Hex Nut, 1/2"-13
7	G10015	1	Adjusting Bolt, 1/2"-13 x 5"
8	GA6619	1	Mounting Arm
9	G10463	2	Cotter Pin, 1/4" x 1 1/2"
10	G10171	4	Hex Head Cap Screw, 5/16"-18 x 1 1/4"
	G10232	4	Lock Washer, 5/16"
	G10106	4	Hex Nut, 5/16"-18
11	GA6620	2	Bracket
12	GA6618	2	Mount
13	G10303	2	Carriage Bolt, 5/16"-18 x 1"
	G11386	2	Flat Washer, 5/16" SAE
	G10232	2	Lock Washer, 5/16"
	G10106	2	Hex Nut, 5/16"-18
14	G10107	3	Lock Nut, 5/8"-11
15	GD1109	2	Bushing, 4 1/64" I.D. x 7/8" O.D. x 1/4" Long
16	GD9290	2	Disc Blade, 8"
17	G10018	7	Hex Head Cap Screw, 5/16"-18 x 5/8"
	G10109	7	Lock Nut, 5/16"-18, Grade 8
18	G10152	1	Hex Head Cap Screw, 5/8"-11 x 9"
19	GD3180-12	2	Sleeve, 5/8" I.D. x 7/8" O.D. x 2 7/8" Long
20	GD9562	2	Half Wheel
21	GA6171	1	Bearing
22	GD9305	1	Tire
23	GA2014	2	Bearing
24	GD10473	2	Bearing Housing
25	G10427	12	Rivet, 1/4" x 1/2"
26	G10006	2	Hex Head Cap Screw, 5/8"-11 x 2 1/4"
27	GD11845	2	Dust Cap
A	GA6733	-	Single Press Wheel Complete W/Bearing (Items 17 And 20-22)
B	GA6801	-	Covering Disc Blade Complete W/Bearing (Items 16 And 23-25)

(IP1208)



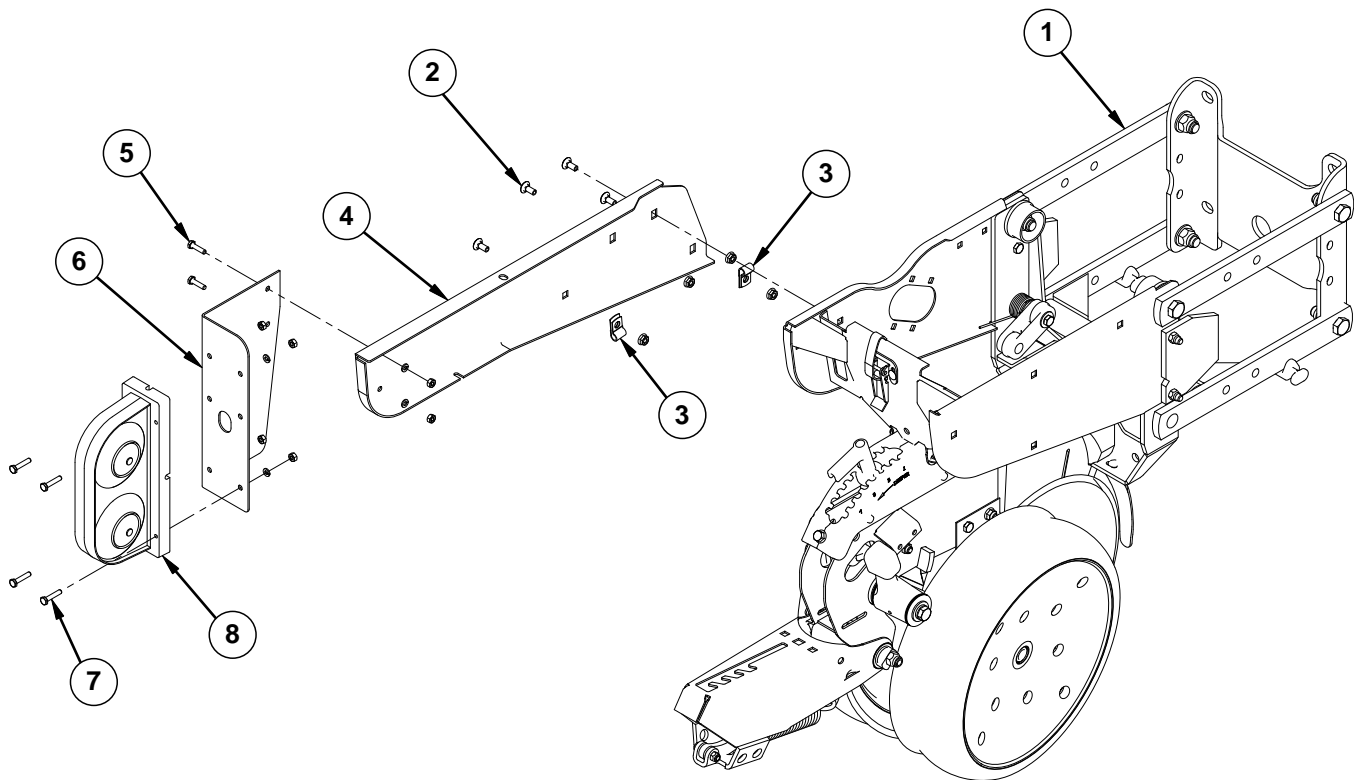
ITEM	PART NO.	QTY. (Per Row)	DESCRIPTION
1	GD9120	4	Nylon Half Wheel
	G10064	12	Hex Head Cap Screw, 1/4"-20 x 1"
2	GD1085	2	Rubber Tire, 1" x 12"
3	GA6171	2	Bearing
4	GA6597	1	Cast Iron Closing Wheel W/Bearing
	GA6171	1	Bearing
5	GB0254	1	Lever
	G10133	1	Hex Head Cap Screw, 5/16"-18 x 1 1/2"
	G10109	1	Lock Nut, 5/16"-18, Grade 8
6	GA15197	1	Arm
7	GB0268	1	Wheel Arm Mount
8	G10001	1	Hex Head Cap Screw, 3/8"-16 x 1"
	G11387	2	Flat Washer, 3/8" SAE
9	G11419	2	Carriage Bolt, 1/2"-13 x 2 1/4"
	G10315	-	Carriage Bolt, 1/2"-13 x 2 1/2" (Used W/Straight Drop In-Furrow Granular Chemical Bracket)
	G11387	-	Flat Washer, 3/8" SAE
10	GB0282	2	Stepped Bushing
11	GB0239	2	Eccentric Bushing
12	G10111	2	Lock Nut, 1/2"-13
13	GD8460	1	Spring
14	G1K345	-	Closing Wheel Shield Kit W/Hardware and Instruction
	GD14065	1	Closing Wheel Shield
	G10599	1	Carriage Bolt, 3/8"-16 x 1 1/4"
	G10308	2	Carriage Bolt, 3/8"-16 x 3/4"
	G10101	3	Hex Nut, 3/8"-16
15	G10013	2	Hex Head Cap Screw, 5/8"-11 x 3 1/2"
	G11391	2	Flat Washer, 5/8" SAE
	GD1109	2	Bushing, 4 1/64" I.D. x 7/8" O.D. x 1/4" Long
	G10230	2	Lock Washer, 5/8"
	G10107	2	Lock Nut, 5/8"-11
16	GD31353	1	Spiked Wheel Insert
A	GA6434	-	Rubber Closing Wheel Complete W/Bearing (Items 1-3)
B	GA22165	-	Spiked Closing Wheel Complete W/Bearing (Items 1, 3, and 16)

(IP1202)



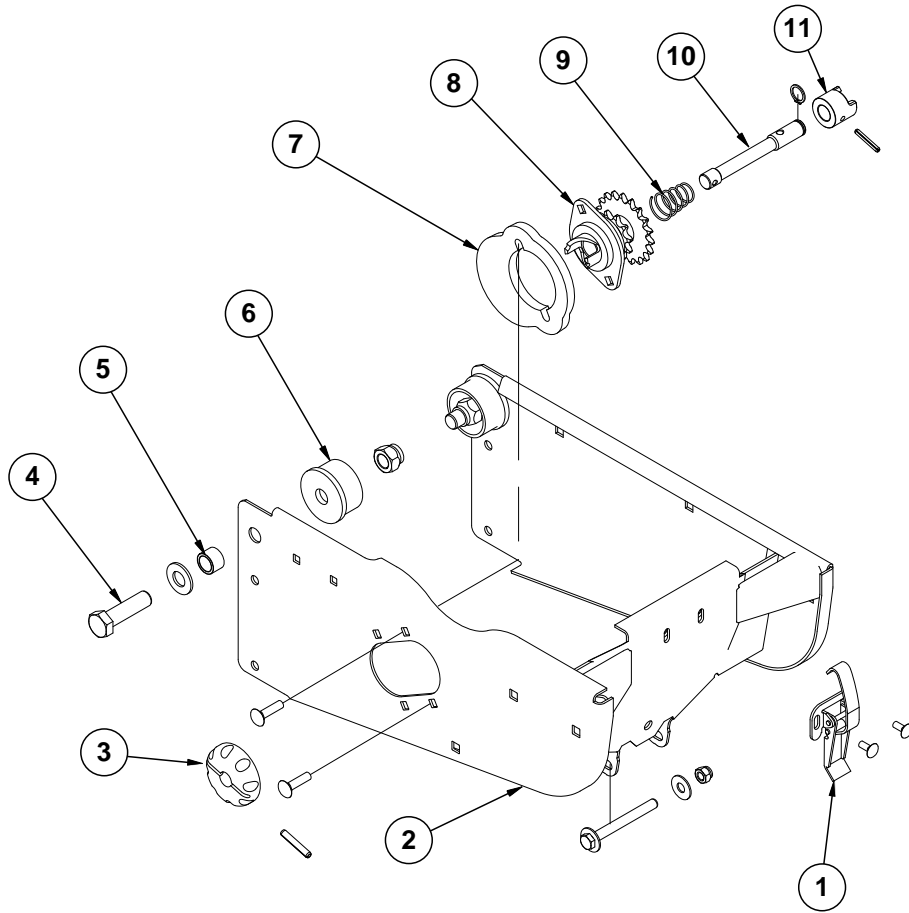
ITEM	PART NO.	QTY. (Per Row)	DESCRIPTION
1	GD11509	1	Rear Bracket
2	G10007	1	Hex Head Cap Screw, 5/8"-11 x 1 1/2"
	G10230	1	Lock Washer, 5/8"
	G10104	1	Hex Nut, 5/8"-11
3	GA15197	1	Arm
4	GD11313	2	Blade
5	GD11508	1	Front Bracket
6	G10599	6	Carriage Bolt, 3/8"-16 x 1 1/4"
	G10229	6	Lock Washer, 3/8"
	G11387	6	Flat Washer, 3/8" SAE
	G10101	6	Hex Nut, 3/8"-16
A	G7566X	-	Drag Closing Attachment Complete (Items 1-6)





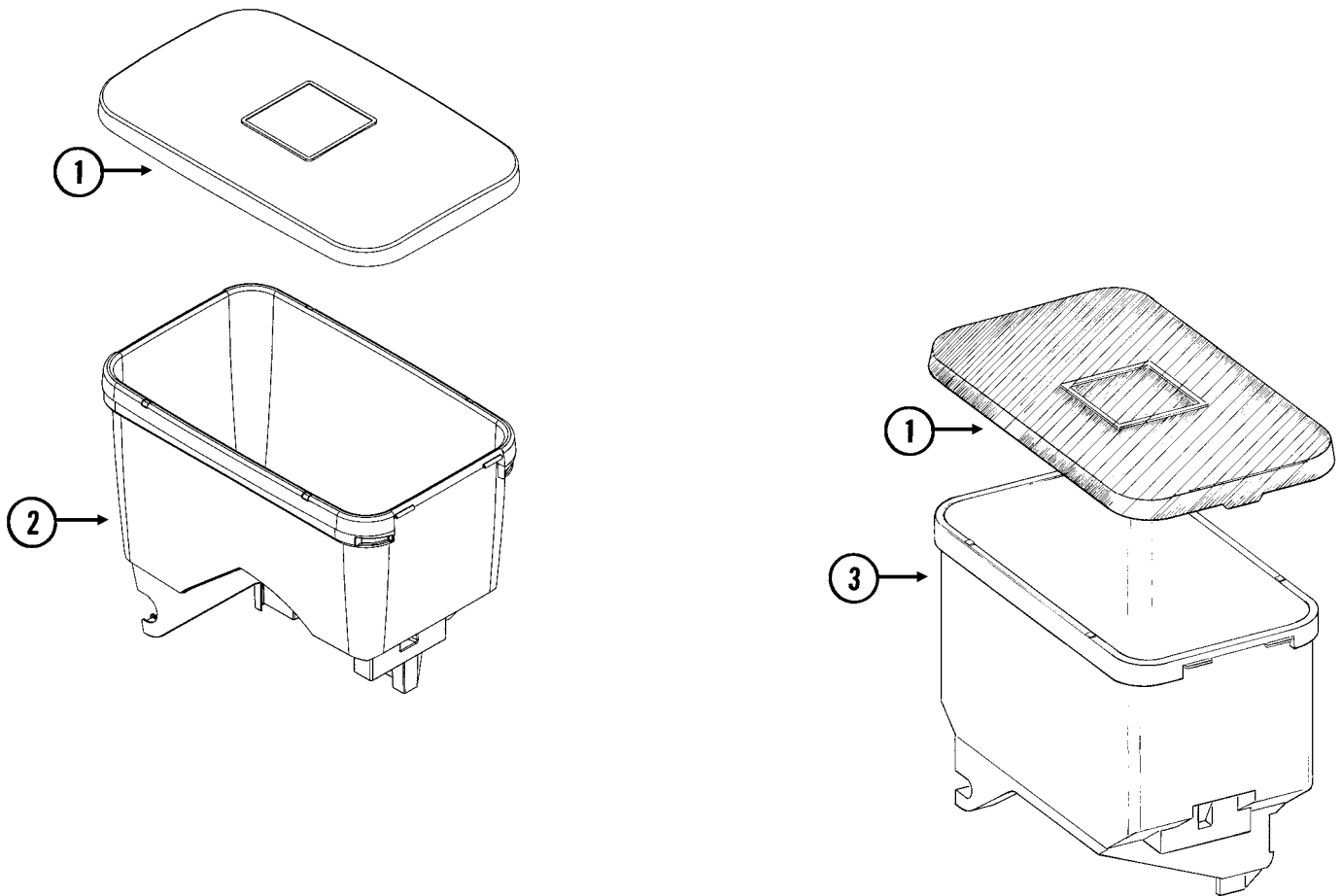
ITEM	PART NO.	QTY.	DESCRIPTION
1	---	-	<a href="#">See "Shank Assembly, Seed Tube, and Depth Adjustment" on page P1</a> <a href="#">See "Parallel Arms, Mounting Support Plate, and Quick Adjustable Down Forces, Springs Option" on page P5</a> <a href="#">See "Hopper Support and Meter Drive" on page P19</a>
2	G10312	4	Carriage Bolt, $\frac{5}{16}$ "-18 x $\frac{3}{4}$ "
	G10620	4	Serrated Flange Nut, $\frac{5}{16}$ "-18
3	GD6291	2	Insulated Clamp, $\frac{3}{8}$ "
4	GD15950	1	Light Mount Extension
5	G10064	2	Hex Head Cap Screw, $\frac{1}{4}$ "-20 x 1"
6	GD12724	1	Bracket
7	G10064	4	Hex Head Cap Screw, $\frac{1}{4}$ "-20 x 1"
	G10110	6	Lock Nut, $\frac{1}{4}$ "-20, Grade B
8	---	-	<a href="#">See "Electrical Components" on page P179</a>

(IP1209)



ITEM	PART NO.	QTY. (Per Row)	DESCRIPTION
1	GA2007	1	Hopper Hold Down Latch
	G10621	2	Serrated Flange Nut, 1/4"-20
	G10309	2	Carriage Bolt, 1/4"-20 x 5/8", Grade 2
2	GA10155	1	Hopper Support
	G10061	1	Hex Head Cap Screw, 3/8"-16 x 3 1/2"
	G11387	2	Flat Washer, 3/8" SAE
	G10108	1	Lock Nut, 3/8"-16
3	GD11239	1	Knob
4	G10752	2	Hex Head Cap Screw, 5/8"-18 x 2 1/4"
	G11391	2	Flat Washer, 5/8" SAE
	G10412	2	Lock Nut, 5/8"-18
5	GB0218	2	Bushing, 2 1/32" I.D. x 7/8" O.D. x 1 9/32" Long
6	GB0314	2	Hopper Mount
7	GB0331	1	Clutch Adapter Plate
	G10620	2	Serrated Flange Nut, 5/16"-18
	G10338	2	Carriage Bolt, 5/16"-18 x 1 1/4"
8	GA10137	1	Double Sprocket And Bearing, Drive Clutch, 11/19 Tooth (Mechanical)
	GA12143	1	Double Sprocket And Bearing, Drive Clutch, 11/28 Tooth (Vacuum)
9	GD11413	1	Spring
10	GD29507	1	Clutch Shaft
	G10567	1	External Retaining Ring, 5/8"
11	GB0278	1	Coupler
	G10602	1	Spring Pin, 1/4" x 1 1/2"
A	GA20640	-	Seed Meter Clutch Assembly, 11/28 Tooth (Items 3 And 8-11) (Vacuum Shown)
B	GA10151	-	Seed Meter Clutch Assembly, 11/19 Tooth (Items 3 And 8-11)

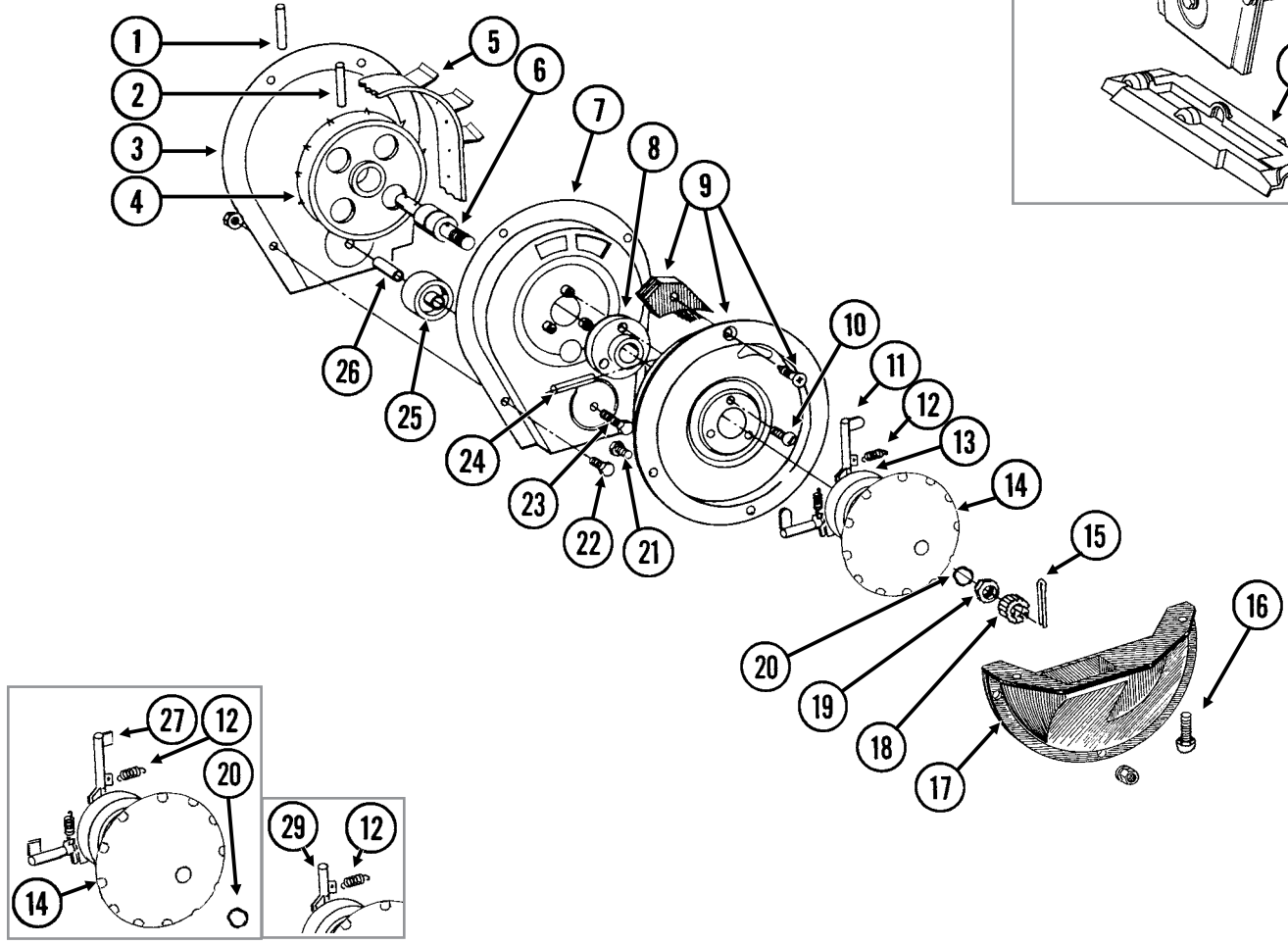
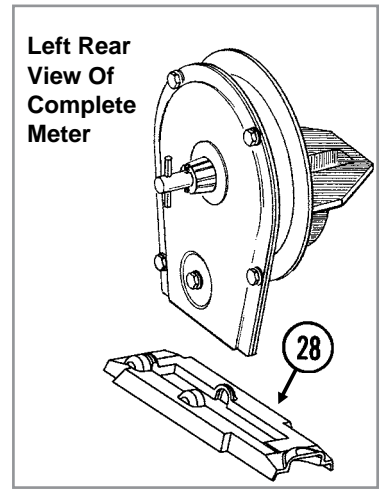
(METR12/RU87e)



ITEM	PART NO.	QTY.	DESCRIPTION
1	GD11279	1	Lid
2	GA20254 GD12561	1 -	Seed Hopper (Vacuum) Threaded Insert, 5/16"-18
3	GA9714 GD12561	1 -	Seed Hopper, Reinforced (Mechanical) Threaded Insert, 5/16"-18

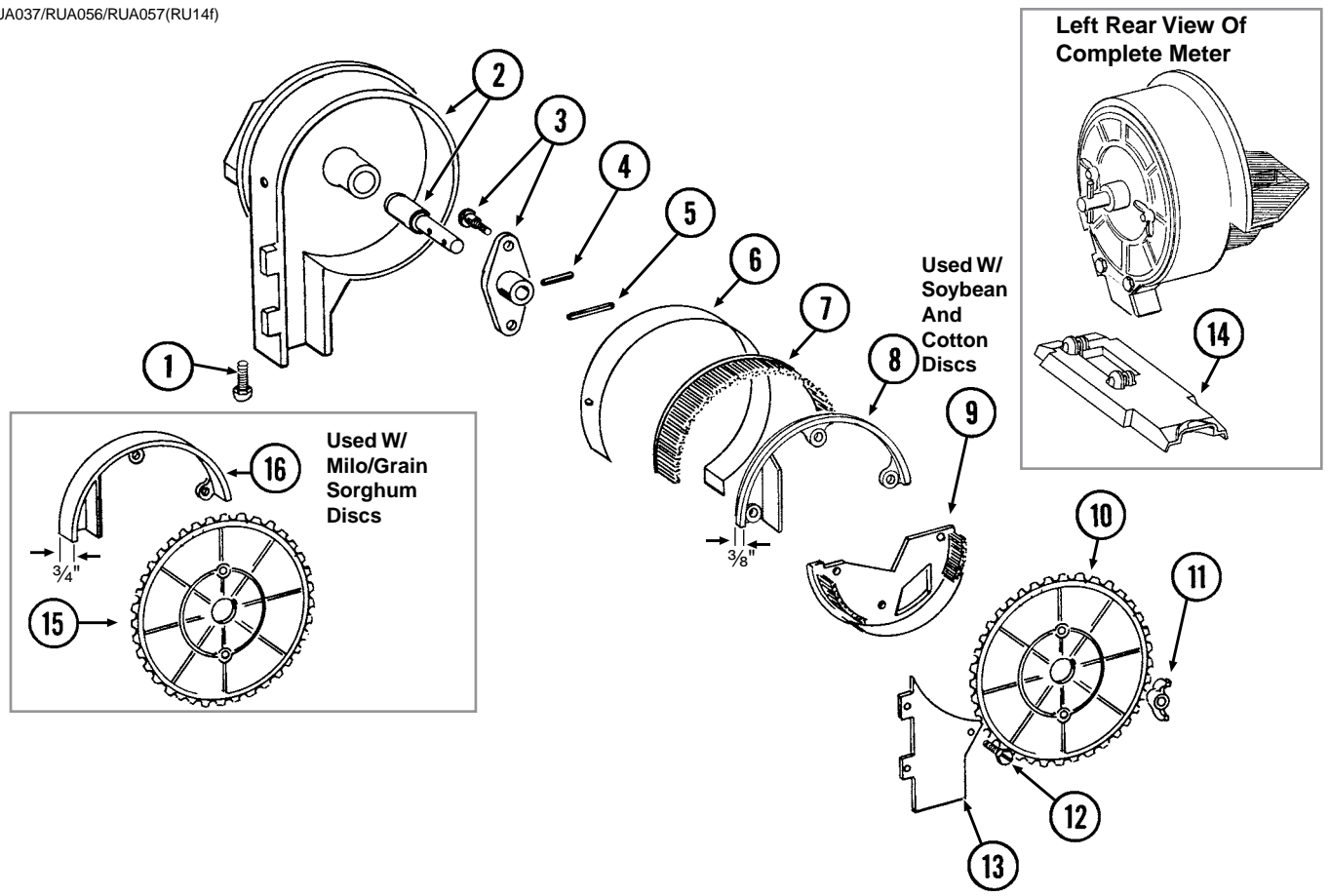
**This page left blank intentionally.**

RUA015/RUA056/RUA057(RU13k/RU13d)



ITEM	PART NO.	QTY. (Per Row)	DESCRIPTION
1	G10602	1	Spring Pin, 1/4" x 1 1/2"
2	G10604	1	Spring Pin, 3/16" x 1 1/2"
3	GD26419	1	Housing Cover
4	GD1041	1	Belt Drive Sprocket
5	GD11286	1	Seed Belt
6	GA2019	1	Bearing
7	GA18201	1	Conveyor Housing
8	GB0110	1	Bearing Housing
9	GR1569	-	Carrier Plate W/Brush and Screw (Corn)
	GR0664	-	Carrier Plate W/Brush and Screw (Sunflower)
	GA2020	-	Brush
	G10690	-	Rolling Thread Screw, No. 10 x 3/4"
10	G10401	3	Slotted Hex Washer Head Screw, No. 10-32 x 5/8"
11	GD18704	12	Finger, Corn
12	GD19790	12	Spring
13	GB0410	1	Cam
14	GD11528	1	Finger Holder
15	G10470	1	Cotter Pin, 5/32" x 1"
16	G11009	2	Locking Thumbscrew, 5/16"-18 x 3/4"
17	GD11311	1	Seed Baffle
18	GD1083	1	Cover Nut
19	G10500	1	Jam Nut, 5/8"-18 UNF
20	GA8343	1	Wave Washer, 5/8" (Triple Wave)
21	G10020	3	Hex Head Cap Screw, 1/4"-20 x 5/8"
	G10323	3	Hex Flange Nut, 1/4"-20, No Serrations
22	G10022	4	Hex Head Cap Screw, 1/4"-20 x 1/2"
	G10621	4	Serrated Flange Nut, 1/4"-20
23	G10021	1	Hex Head Cap Screw, 1/4"-20 x 1 1/2"
	G10621	1	Serrated Flange Nut, 1/4"-20
24	G10603	1	Spring Pin, 1/4" x 1 1/4"
25	GD1042	1	Idler
26	GB0120	1	Bushing, 1 7/64" I.D. x 1 1/32" Long
27	GD19333	12	Finger, Oil Sunflower
28	GD15698	1	Shank Cover, Finger Pickup Seed Meter
29	GD11787	-	Half Rate Blank Finger
A	GR1848	-	Finger Assembly, Corn (Items 11-14 and 20)
B	GR2154	-	Finger Assembly, Oil Sunflower (Items 12, 14, 20, 27, and 30)
C	700-01078	-	Corn Meter Assembly (Items 1-26 and 28)

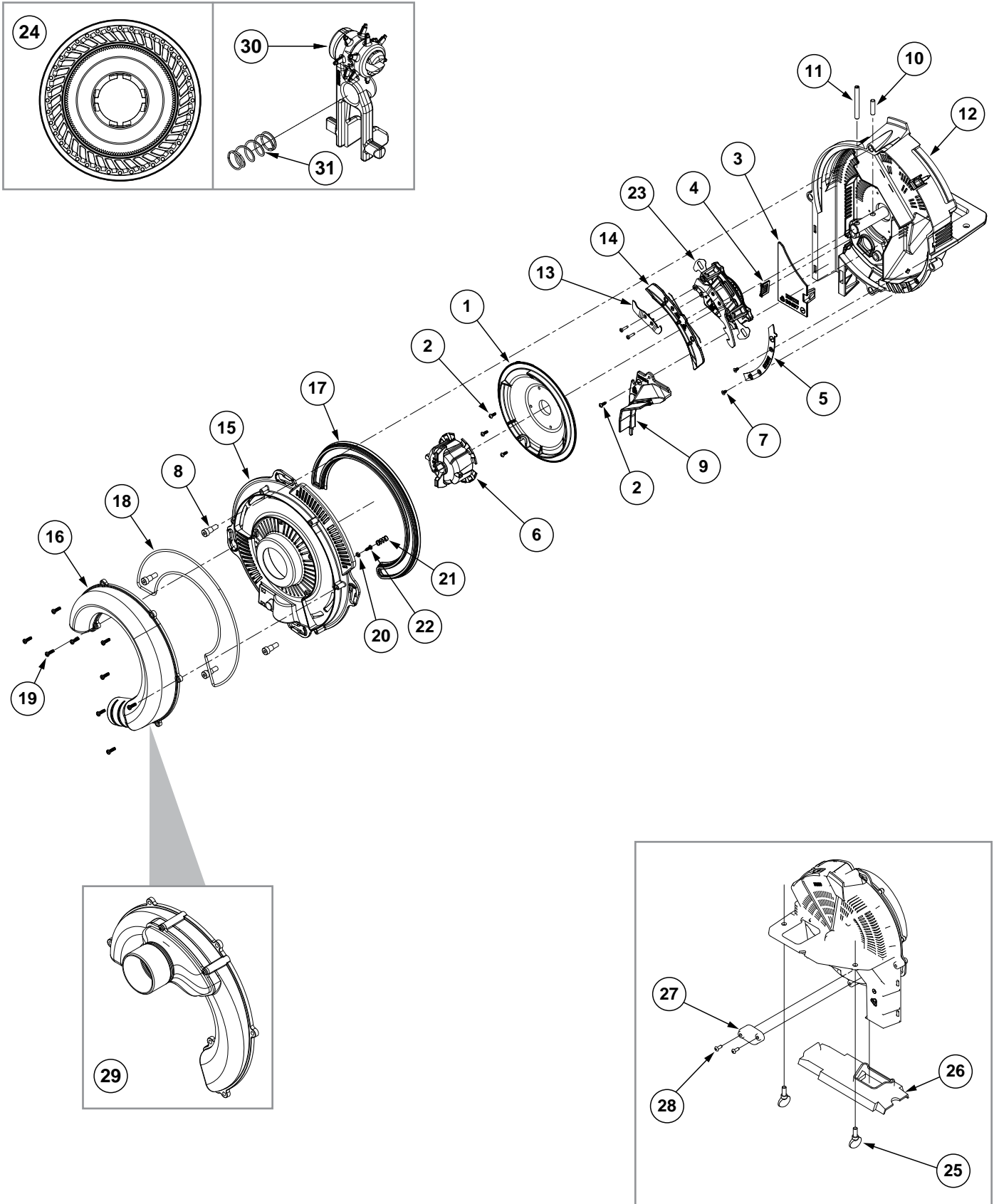
RUA037/RUA056/RUA057(RU14f)





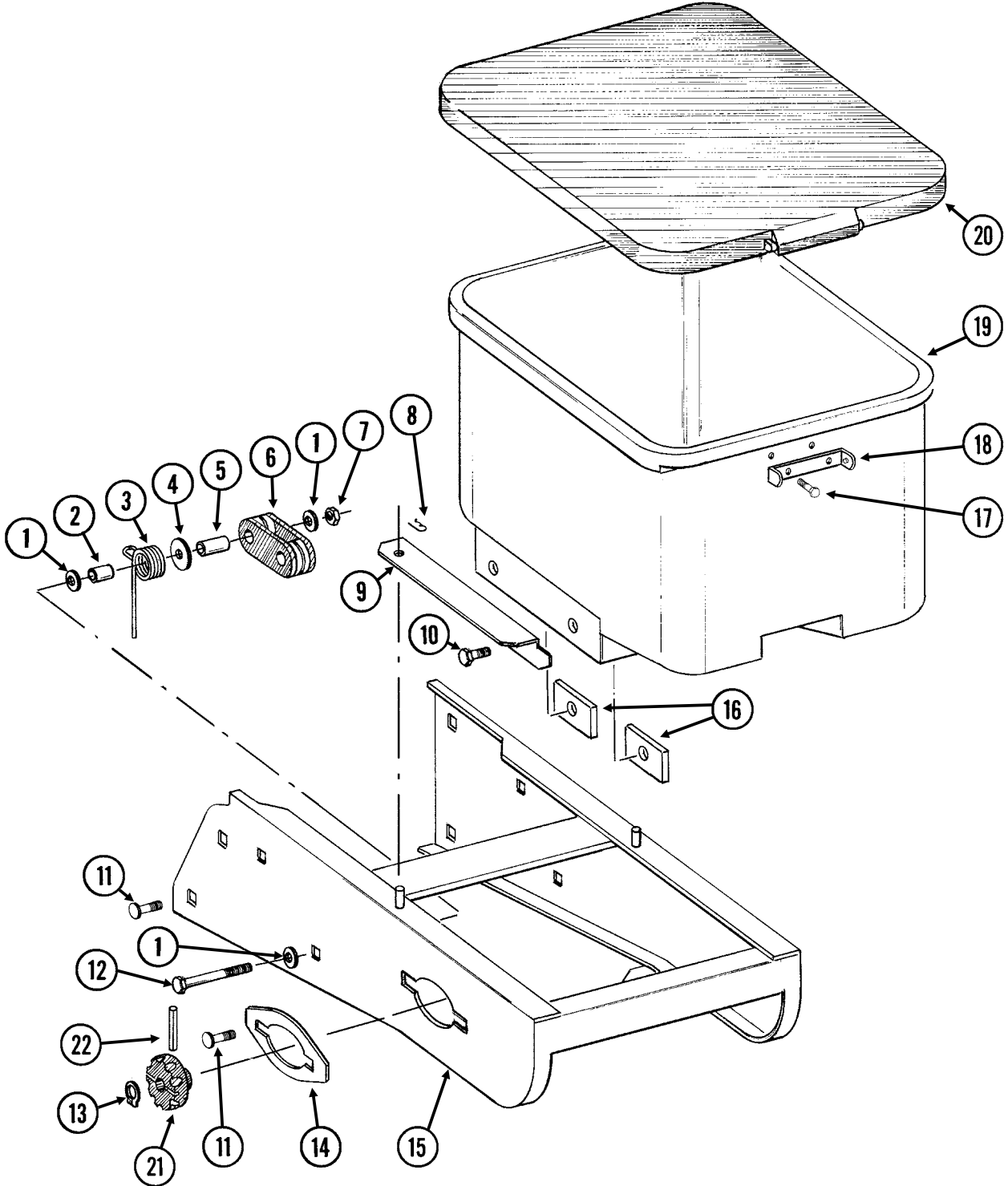
ITEM	PART NO.	QTY. (Per Row)	DESCRIPTION
1	G11009	2	Locking Thumbscrew, 5/16"-18 x 3/4"
2	GA18208	1	Housing W/Bearing
	GA5698	-	Bearing
3	GA6038	1	Hub W/Shoulder Bolts
	GD1755	-	Shoulder Bolt, 1/4"-20 (2 Used)
4	G10603	1	Spring Pin, 1/4" x 1 1/4"
5	G10602	1	Spring Pin, 1/4" x 1 1/2"
6	GD8778	1	Wear Strip
7	GA5699	1	Upper Brush
8	GD11122	1	Upper Brush Retainer (Used W/Soybean and Cotton Discs)
9	GA5834	1	Lower Brush
10	GA5794	-	Seed Disc, Soybean, 60 Cell, Black Color-Coded
	GA6184	-	Seed Disc, Specialty Soybean, 48 Cell, Dark Blue Color-Coded
	GA5796	-	Seed Disc, Cotton, Acid-Delinted, 30 Cell, White Color-Coded
	GA6168	-	Seed Disc, Large Cotton, Acid-Delinted, 36 Cell, Tan Color-Coded
	GA6478	-	Seed Disc, High-Rate Cotton, Acid-Delinted, 48 Cell, Light Green Color-Coded
	GA6182	-	Seed Disc, Hill-Drop Cotton, Acid-Delinted, 12 Cell, Brown Color-Coded
	GA7255	-	Seed Disc, Small Hill-Drop Cotton, Acid-Delinted, 12 Cell, Dark Green Color-Coded
11	G10531	2	Wing Nut W/Nylon Insert, 1/4"-20
12	G11151	9	Hex Washer Head Screw, No. 10-16 x 1/2"
	G10634	-	Slotted Tap Screw, No. 10-24 x 5/8" (Use As Required)
13	GD7878	1	Cover
14	GD15699	1	Shank Cover, Brush-Type Seed Meter
15	GA5982	-	Seed Disc, Small Milo/Grain Sorghum, 30 Cell, Red Color-Coded
	GA6187	-	Seed Disc, Large Milo/Grain Sorghum, 30 Cell, Light Blue Color-Coded
	GA5795	-	Seed Disc, High-Rate Small Milo/Grain Sorghum, 60 Cell, Red Color-Coded
	GA6633	-	Seed Disc, High-Rate Large Milo/Grain Sorghum, 60 Cell, Yellow Color-Coded
16	GD8237	-	Upper Brush Retainer (Used W/Milo/Grain Sorghum Discs)
A	700-01079	-	Brush Meter (Items 1-9 and 11-14)

(IP1507)



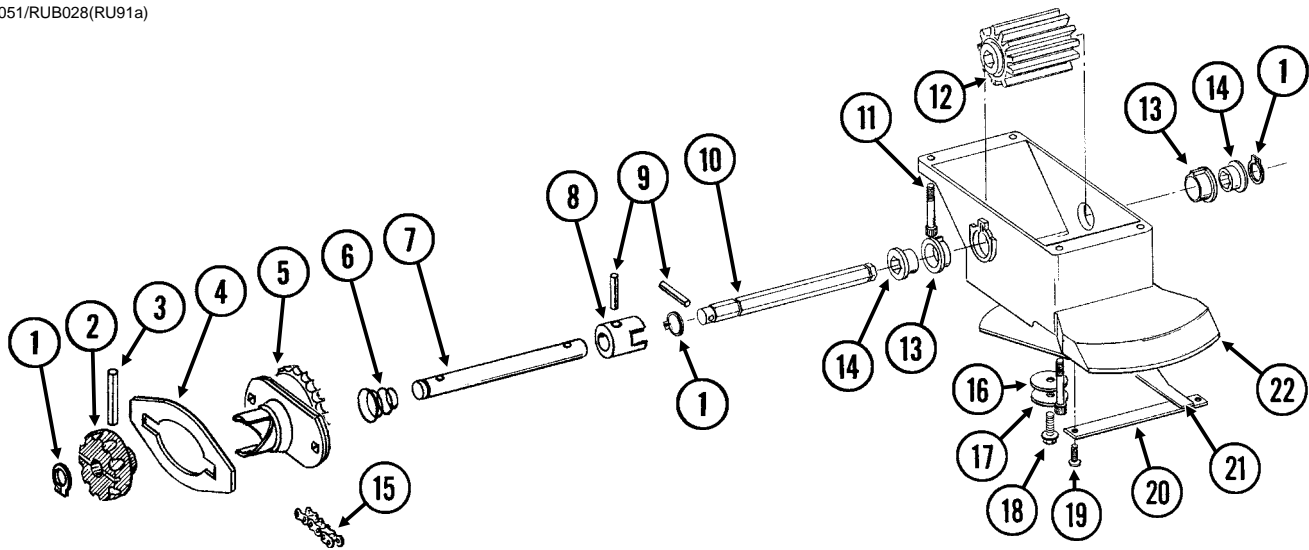
ITEM	PART NO.	QTY.	DESCRIPTION
1	GB0815	1	Shield
2	G11619	4	Phillips Pan Head Tapping Screw, No. 6-19 x 3/8"
3	GB0697	1	Chute Cover
4	GB0780	1	Brush
5	GB0823	1	Baffle
6	GB0816	1	Disc Hub
7	G11618	2	Torx Flat Head Tapping Screw, No. 6-19 x 1/4"
8	G11172	4	Hex Socket Head Shoulder Screw, 1/4"-20 x 3/8", Stainless Steel
9	GA20746	1	Brush Assembly
10	G11448	1	Pin, 1/4" x 1"
11	G10475	1	Spring Pin, 1/4" x 2 1/4"
12	GA22213	1	Meter Housing W/Bearing
13	GA20879	1	Inner Blade Sub Assembly
	G11693	2	Torx Flat Head Machine Screw, No. 4-40 x 1/2"
	GB0921	1	Lower Blade
	GB0973	1	Lower Control
14	GA20110	1	Singulator Guide Sub Assembly
	GD28776	1	Spring
	GB0902		Singulator Guide
	GB0910		Singulator Guide Mount
15	GB0920	1	Cover
16	GB0818	1	Vacuum Port, Pull Row Unit
17	GB0676	1	Lip Seal
18	GD26593	1	Gasket Housing
19	G11556	9	Phillips Pan Head Tapping Screw, 6-19 x 1/2"
20	GB0907	1	Retainer Spring
21	GD25147	1	Compression Spring
22	G11619	1	Phillips Pan Head Tapping Screw, No. 6-19 x 3/8"
23	GA18775	1	Singulator Assembly (Includes Items 13 and 14)
24	G9040X	1	Seed Disc, Corn, 40 Cell, Light Blue Color-Coded, Ejector Wheel, and Spring
	G9041X	-	Seed Disc, Soybean, 120 Cell, Black Color-Coded, Ejector Wheel, and Spring
	G9043X	-	Seed Disc, Sugar Beets/Milo, Dark Orange Color-Coded, Ejector Wheel, and Spring
	G9042X	-	Seed Disc, Sunflower, 40 Cell, Gray Color-Coded, Ejector Wheel, and Spring
	G9272X	-	Seed Disc, Cotton, 60 Cell, Green Color-Coded, Ejector Wheel, and Spring
	G9273X	-	Seed Disc, Black Turtle and Navy Edible Bean and Popcorn, 60 Cell, Brown Color-Coded, Ejector Wheel, and Spring
	G9308X	-	Seed Disc, Pinto and Great Northern Edible Beans and Low-Rate Soybean, 60 Cell, Dark Blue Color Coded, Ejector Wheel, and Spring
25	G11009	2	Locking Thumbscrew, 5/16"-18 x 3/4"
26	GB0926	1	Shank Cover
27	GD28631	1	Cover Plate
28	G11281	2	Hex Button Head Cap Screw, 10-24 x 1/2"
29	GA20111	1	Vacuum Port, Push Row Unit
30	GA19112	-	Ejector Arm, Corn
	GA19113	-	Ejector Arm, Soybean
	GA19114	-	Ejector Arm, Sunflower
	GA19115	-	Ejector Arm, Beets/Milo
	GA20346	-	Ejector Arm, Black Turtle, Navy, Pinto, and Great Northern Edible Bean, Popcorn, and Low-Rate Soybean
31	GD25147	-	Compression Spring
A	G9277X	-	Vacuum Meter Assembly, Pull Row Unit (Items 1-23 and 27-28)
B	G9275X	-	Vacuum Meter Assembly, Push Row Unit (Items 1-14, 23, and 25-27)
C	GA20622	-	Cover Assembly (Items 15-22)

(METR14d)



ITEM	PART NO.	QTY. (Per Row)	DESCRIPTION
1	G11387	3	Flat Washer, 3/8" SAE
2	GD2971-10	1	Sleeve, 9/16" Long
3	GD11219	1	Spring
4	G10201	1	Special Washer, 3/8" x 1 1/2" O.D.
5	GD1026	1	Sleeve, 1 3/16" Long
6	GD11962	1	Idler
7	G10108	1	Lock Nut, 3/8"-16
8	G10670	2	Hair Pin Clip, No. 3
9	GD1059L	1	Support, L.H. (Shown)
	GD1059R	1	Support, R.H.
10	G10002	4	Hex Head Cap Screw, 3/8"-16 x 3/4"
	G10229	4	Lock Washer, 3/8"
11	G10312	8	Carriage Bolt, 5/16"-18 x 3/4"
	G10620	8	Serrated Flange Nut, 5/16"-18
12	G10325	1	Hex Head Cap Screw, 3/8"-16 x 2 3/4"
13	G10567	3	External Retaining Ring, 5/8"
14	GD11305	1	Plate
15	A10759	1	Hopper Panel Extension (Non-Stock Item) (Sub Wholegoods Order Code 700-01099)
16	GD11424	4	Block
17	G10023	2	Hex Head Cap Screw, 1/4"-20 x 3/4"
	G10621	2	Serrated Flange Nut, 1/4"-20
18	GD1060	1	Hinge
19	GA8371	1	Hopper
20	GA4444	1	Lid
21	GD11239	1	Knob
22	G10602	1	Spring Pin, 1/4" x 1 1/2"

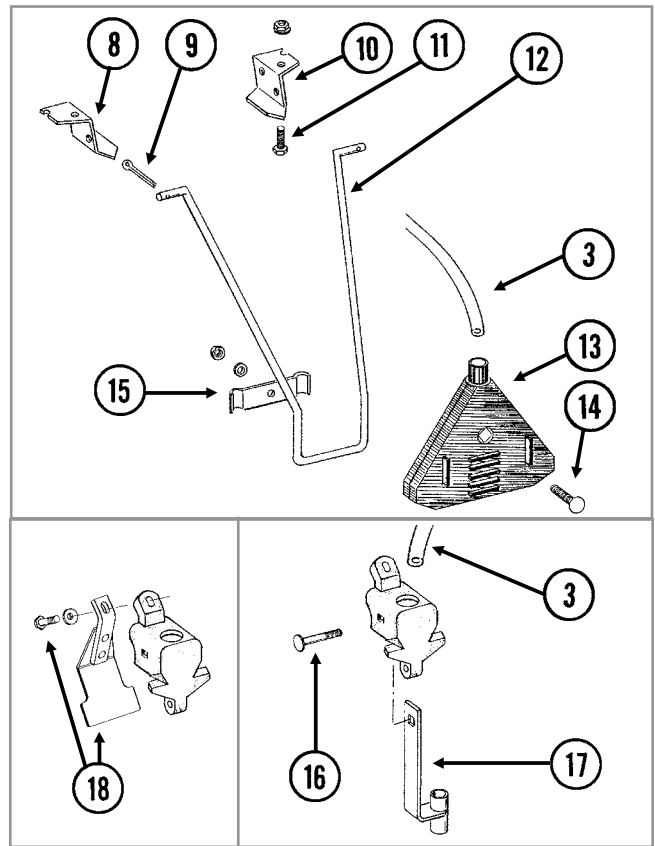
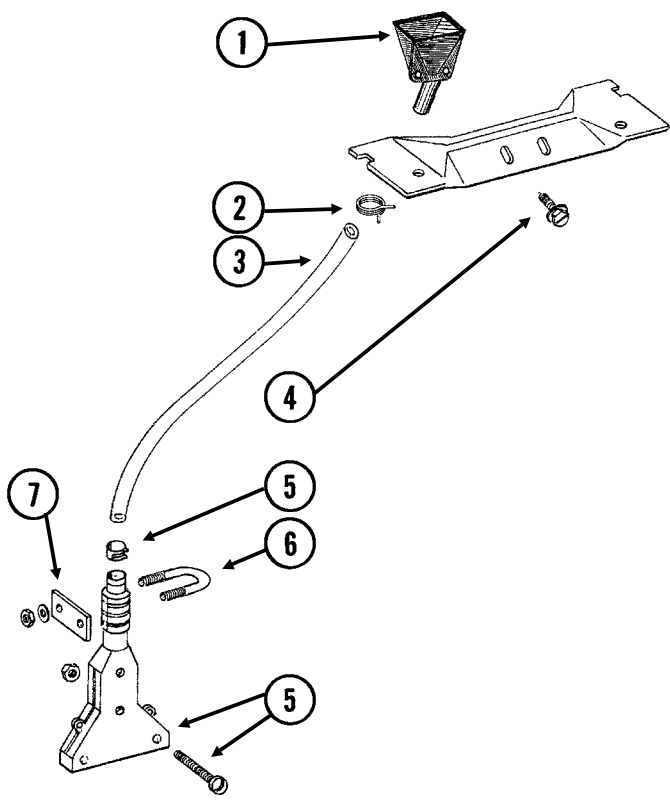
RUA051/RUB028(RU91a)



ITEM	PART NO.	QTY. (Per Row)	DESCRIPTION
1	G10567	3	External Retaining Ring, 5/8"
2	GD11239	1	Knob
3	G10602	1	Spring Pin, 1/4" x 1 1/2"
4	---	-	<a href="#">See "Granular Chemical Hopper and Hopper Panel Extension" on page P29</a>
5	GA8364	1	Sprocket And Bearing, Drive Clutch, 24 Tooth
6	GD11413	1	Spring
7	GD11240	1	Shaft
8	GB0278	1	Coupler
9	G10546	2	Spring Pin, 3/16" x 1 1/4"
10	GD11297	1	Shaft
11	G11793	4	Hex Socket Head Cap Screw, No. 10-24 x 7/8"
12	GD7148	1	Feed Roller, Hex Bore
13	GB0115	2	Bearing
14	GD7258	2	Hex Bushing
15	G3303-108 GR0196	1	Chain, No. 41, 108 Pitch Including Connector Link Connector Link, No. 41
16	G10660	1	Wave Washer, 1/2"
17	G11385	1	Flat Washer, 1/4" SAE
18	G10570	1	Slotted Hex Self-Tapping Screw, 1/4"-20 x 3/4"
19	G11073	2	Slotted Hex Self-Tapping Screw, No. 10 x 3/8"
20	GD1061	1	Support Strap
21	GD1063	1	Metering Gate
22	GB0116	1	Granular Housing
A	GA8326	-	Granular Chemical Meter Complete (Items 1, 9, 10, 12-14, and 16-22)
B	GA8366	-	Granular Chemical Meter Clutch (Items 1-3 and 5-9)

**This page left blank intentionally.**

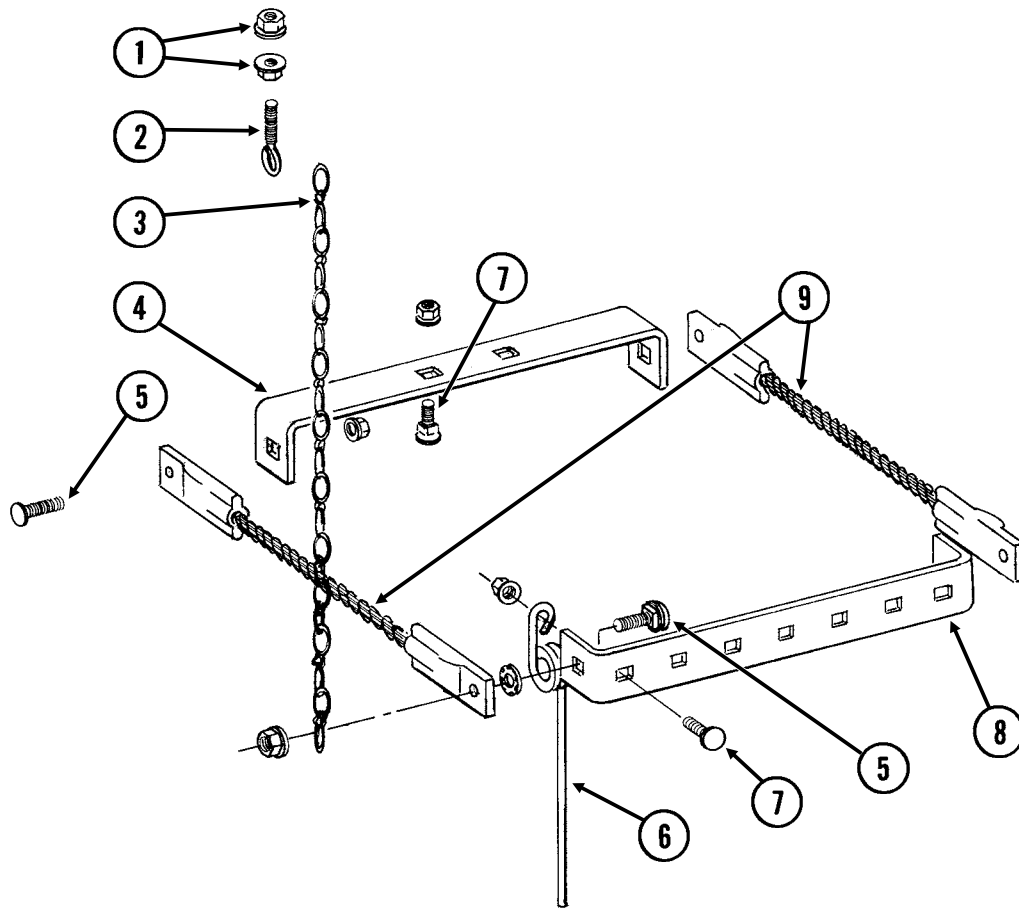
RUA061/RUA073(RU101mm/RU83m)





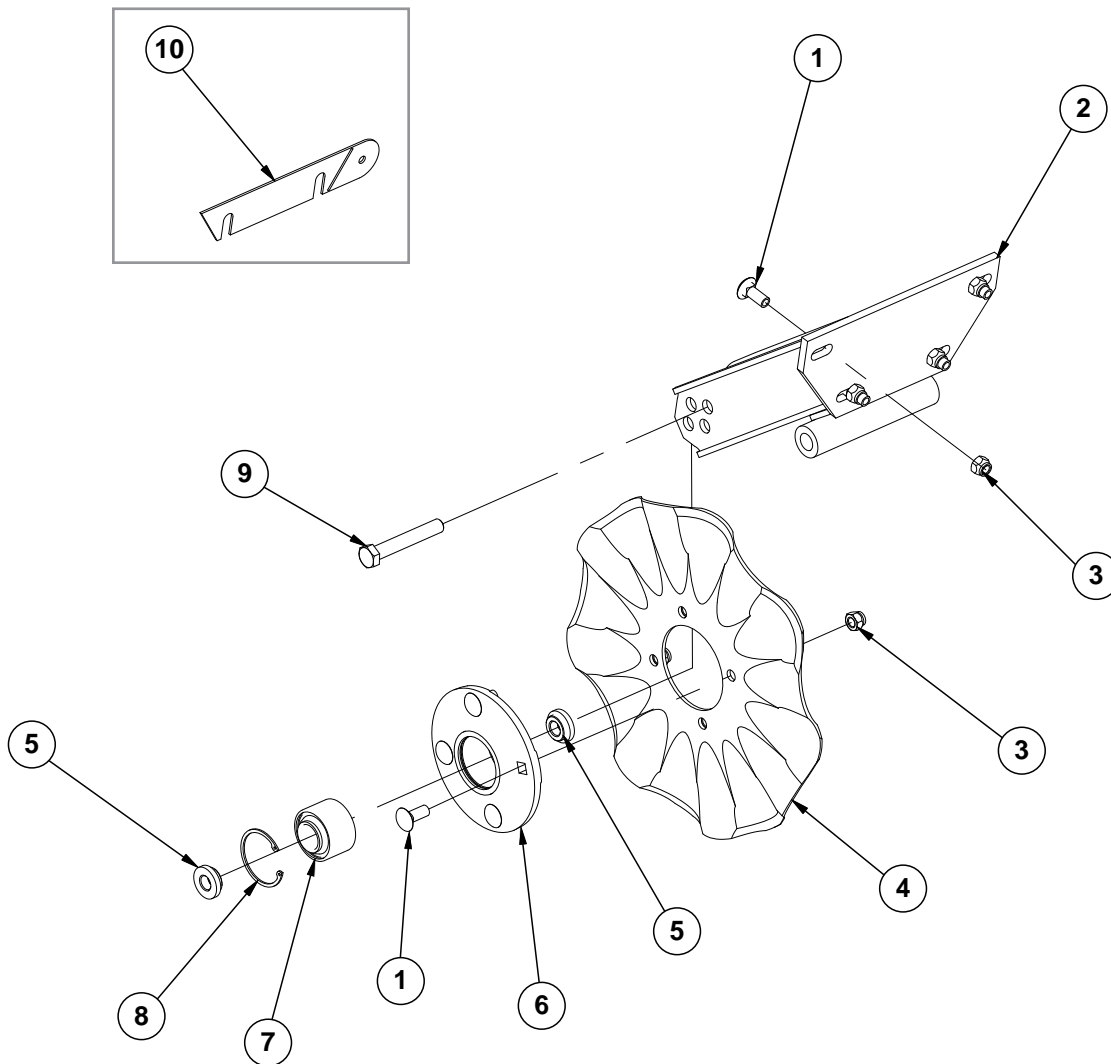
ITEM	PART NO.	QTY.	DESCRIPTION
1	GD2423	1	Funnel
2	G11209	1	Wire Hose Clamp, ¾"
3	GD2947	1	Hose, 7/16" x 28"
4	G10523	2	Slotted Pan Head Self-Tapping Screw, No. 10 x ½"
5	GA6907	1	Slope-Compensating Bander W/Hardware (4½" Band Width)
	G10864	1	Uni-Clamp
	G10757	2	Pan Head Screw, No. 10-32 x 1¼"
	G10758	2	Hex Nut, No. 10-32
6	GD10963	1	U-Bolt, 1½" x 1⅝" x ¼"-20
	G11385	2	Flat Washer, ¼" SAE
	G10110	2	Lock Nut, ¼"-20, Grade B
7	GD10984	1	Spacer
8	GD1115L	-	Hanger Bracket, L.H.
9	G10452	-	Cotter Pin, ⅛" x ½"
10	GD1115R	-	Hanger Bracket, R.H.
11	G10310	-	Carriage Bolt, ¼"-20 x ¾", Grade 2
	G10227	-	Lock Washer, ¼"
	G10103	-	Hex Nut, ¼"-20
12	GD1116	-	Hanger
13	GA2075	-	Diffuser, 14" Band
14	G10306	-	Carriage Bolt, ⅜"-16 x 2"
	G10229	-	Lock Washer, ⅜"
	G10101	-	Hex Nut, ⅜"-16
15	GD1118	-	Clamp
16	G10315	1	Carriage Bolt, ½"-13 x 2½" (Replaces Existing ½" x 2¼" Hardware)
17	GA6741	1	Bracket (Straight Drop In-Furrow)
18	G1K385	-	Bander Shield Kit W/Hardware And Instruction
	G10003	1	Hex Head Cap Screw, ⅜"-16 x 1½"
	G11387	1	Flat Washer, ⅜" SAE

RUA055(RU95)



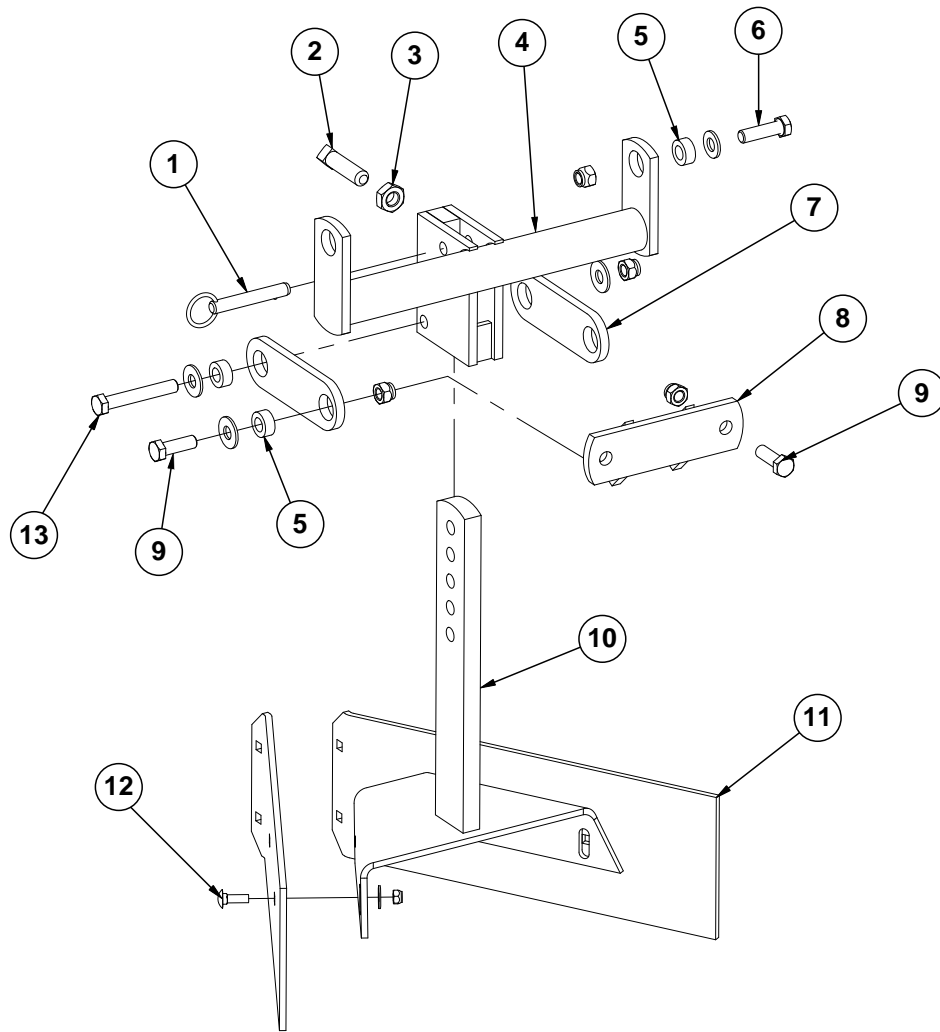
ITEM	PART NO.	QTY. (Per Row)	DESCRIPTION
1	G10621	4	Serrated Flange Nut, 1/4"-20
2	GD2460	2	Eyebolt, 1/4"-20
3	G3305-01	2	Twin Loop Chain, 9 Links
4	GD1143	1	Front Bracket
5	G10305	4	Carriage Bolt, 3/8"-16 x 1"
	G10529	4	External Tooth Lock Washer, 3/8"
	G10622	4	Serrated Flange Nut, 3/8"-16
6	GD1145	7	Spring Tooth
7	G10305	9	Carriage Bolt, 3/8"-16 x 1"
	G10622	9	Serrated Flange Nut, 3/8"-16
8	GD1144	1	Rear Bracket
9	GA2094	2	Cable Assembly

(IP1279)



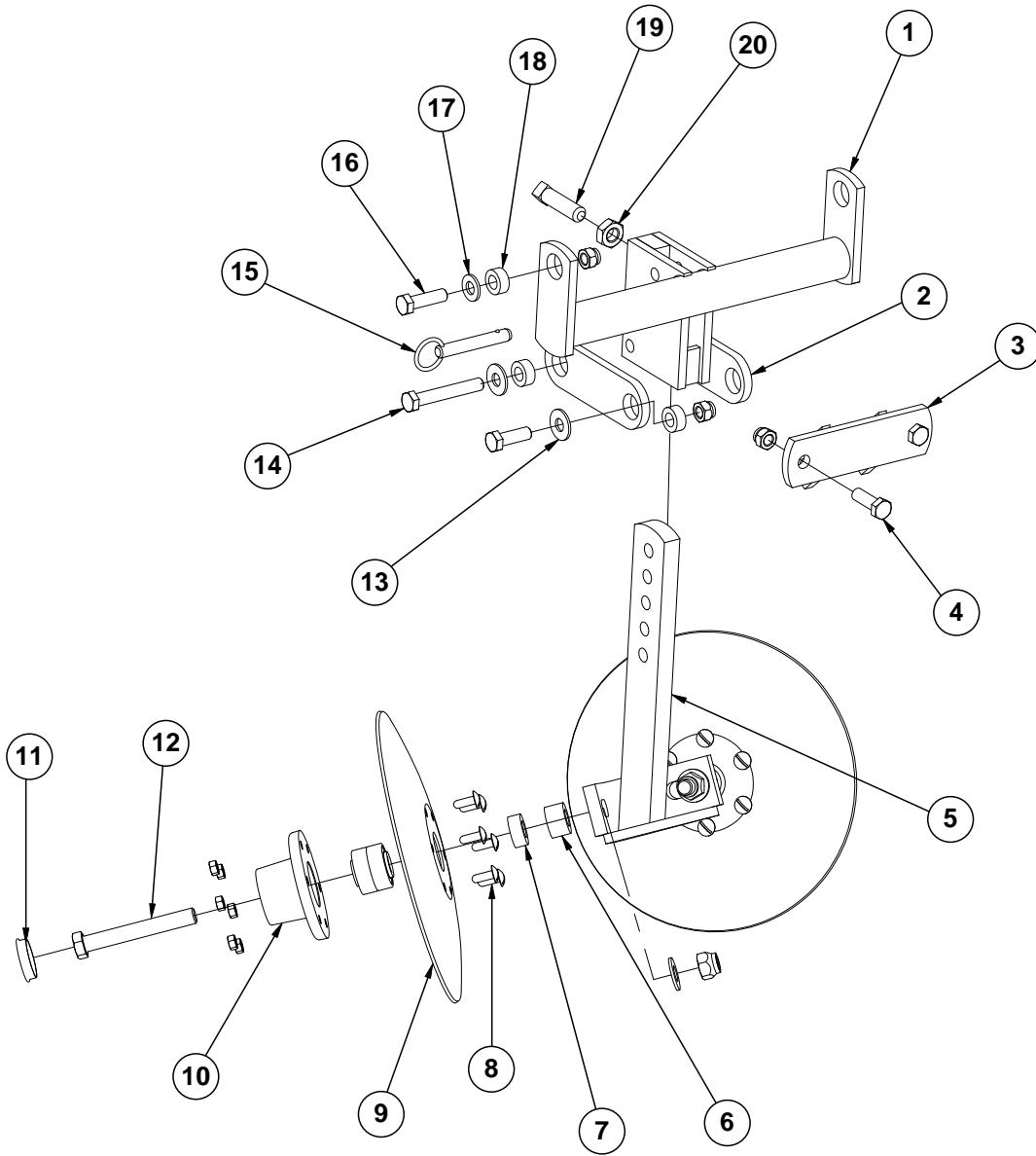
ITEM	PART NO.	QTY. (Per Row)	DESCRIPTION
1	G10574	8	Carriage Bolt, 1/2"-13 x 1 1/4"
2	GA11520	1	Arm
3	G10111	8	Lock Nut, 1/2"-13
4	GD7803	1	Disc Blade, Fluted, 1", 8 Flutes (Shown)
	GD7804	-	Disc Blade, Bubbled, 1"
	GD9254	-	Disc Blade, Fluted, 3/4", 13 Flutes
5	GD11677	2	Adapter
6	GA8641	1	Hub W/Bearing And Retaining Ring (Includes items 7 and 8)
7	GA8603	1	Bearing, Double Row
8	GD19292	1	Retaining Ring (Square), 2 7/16"
9	G10036	1	Hex Head Cap Screw, 5/8"-11 x 4"
	G10107	1	Lock Nut, 5/8"-11
10	GD14398	1	Spacer

(IP1283)



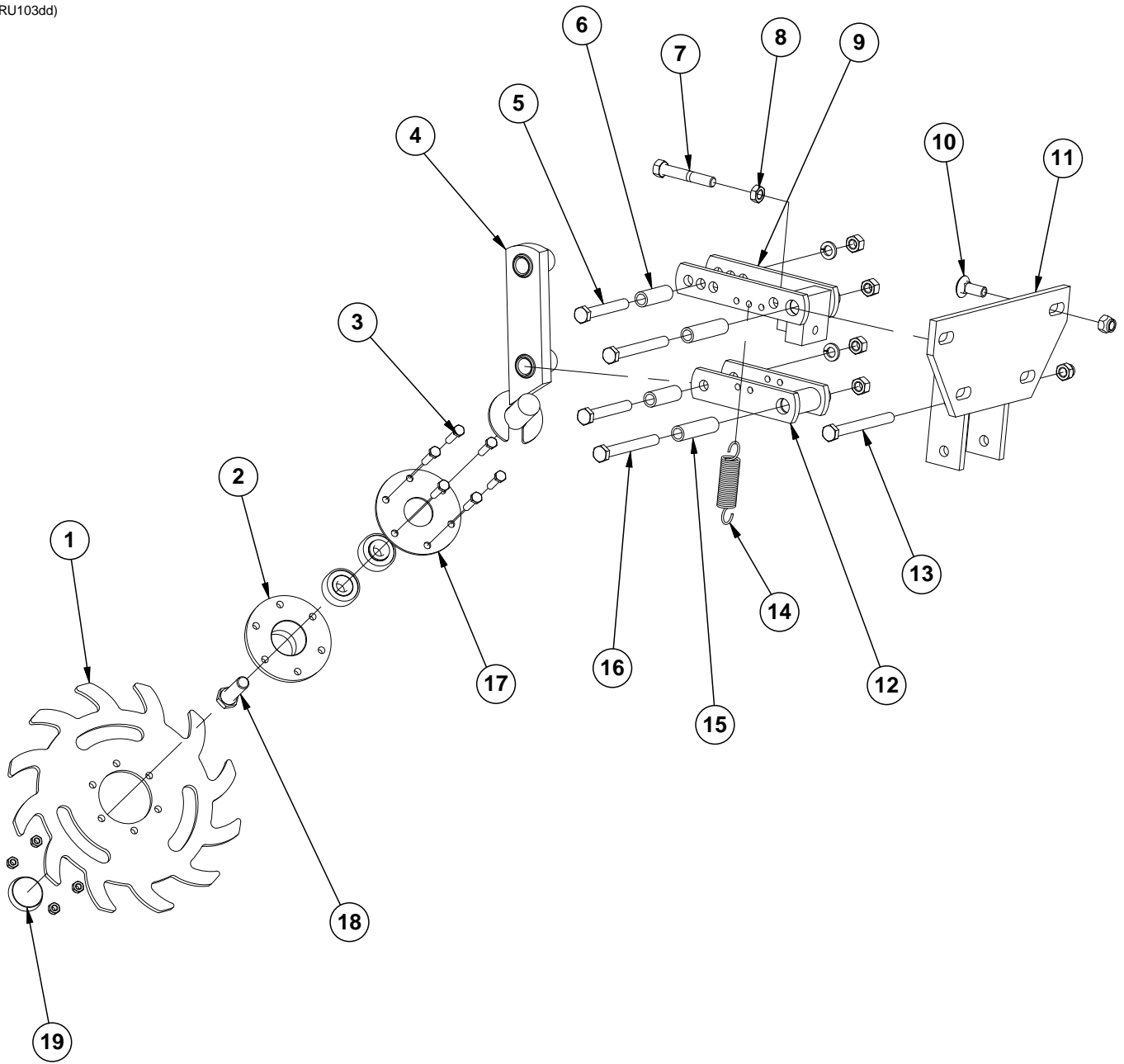
ITEM	PART NO.	QTY. (Per Row)	DESCRIPTION
1	G10536	1	Detent Pin, 1/2" x 2 1/2" Grip
2	G10597	1	Square Head Set Screw, 5/8"-11 x 2 1/4"
3	G10503	1	Hex Jam Nut, 5/8"-11, Grade 2
4	GA5719	1	Mounting Bracket
5	GD7889	6	Bushing, 1" O.D. x 9/16" I.D. x 7/16" Long
6	G10039	2	Hex Head Cap Screw, 1/2"-13 x 1 3/4"
	G11389	2	Flat Washer, 1/2" SAE
	G10111	2	Lock Nut, 1/2"-13
7	GD7890	2	Link
8	GA5715	1	Anchor
9	G10017	4	Hex Head Cap Screw, 1/2"-13 x 1 1/2"
	G11389	2	Flat Washer, 1/2" SAE
	G10111	4	Lock Nut, 1/2"-13
10	GA5892	1	Leveler
11	GD8266	2	Blade
12	G10303	6	Carriage Bolt, 5/16"-18 x 1"
	G11386	4	Flat Washer, 5/16" SAE
	G10109	6	Lock Nut, 5/16"-18, Grade 8
13	G10585	1	Hex Head Cap Screw, 1/2"-13 x 3 1/4"
	G11389	2	Flat Washer, 1/2" SAE
	G10111	1	Lock Nut, 1/2"-13

(IP1284)



ITEM	PART NO.	QTY. (Per Row)	DESCRIPTION
1	GA5719	1	Mounting Bracket
2	GD7890	2	Link
3	GA5715	1	Anchor
4	G10017	2	Hex Head Cap Screw, 1/2"-13 x 1 1/2"
	G10111	2	Lock Nut, 1/2"-13
5	GA5718	1	Support Arm
6	GD7817-01	2	Spacer, 1 1/16" I.D. x 3/4" Long
7	GD7817-04	2	Spacer, 1 1/16" I.D. x 1/2" Long
8	G10572	12	Truss Head Slotted Machine Screw, 5/16"-18 x 7/8"
	G10106	12	Hex Nut, 5/16"-18
9	GD7823	-	Disc Blade, Solid, 12" (Shown)
	GD8307	-	Disc Blade, Notched, 12"
10	GA5654	2	Hub W/Bearings
	GA2014	-	Bearing
11	GD1132	2	Dust Cap
12	G10318	2	Hex Head Cap Screw, 5/8"-11 x 4 1/2"
	G10107	2	Lock Nut, 5/8"-11
	G11391	2	Flat Washer, 5/8" SAE
13	G11389	2	Flat Washer, 1/2" SAE
	G10017	2	Hex Head Cap Screw, 1/2"-13 x 1 1/2"
	G10111	2	Lock Nut, 1/2"-13
14	G10585	1	Hex Head Cap Screw, 1/2"-13 x 3 1/4"
	G11389	2	Flat Washer, 1/2" SAE
	G10111	1	Lock Nut, 1/2"-13
15	G10536	1	Detent Pin, 1/2" x 2 1/2" Grip
16	G10039	2	Hex Head Cap Screw, 1/2"-13 x 1 3/4"
	G10111	2	Lock Nut, 1/2"-13
17	G11389	2	Flat Washer, 1/2" SAE
18	GD7889	6	Bushing, 1" O.D. x 9/16" I.D. x 7/16" Long
19	G10597	1	Square Head Set Screw, 5/8"-11 x 2 1/4"
20	G10503	1	Hex Jam Nut, 5/8"-11, Grade 2

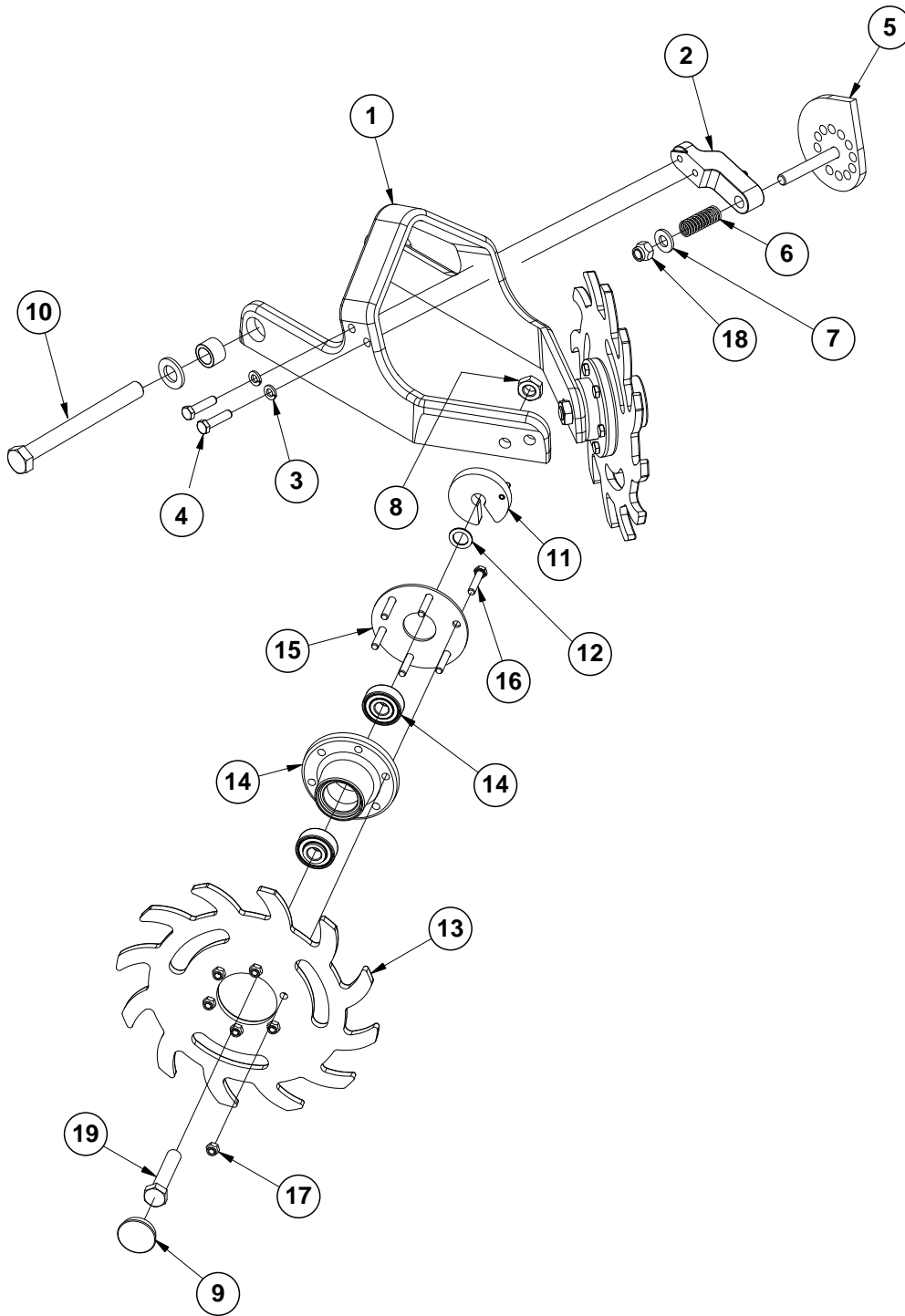
(RU103dd)





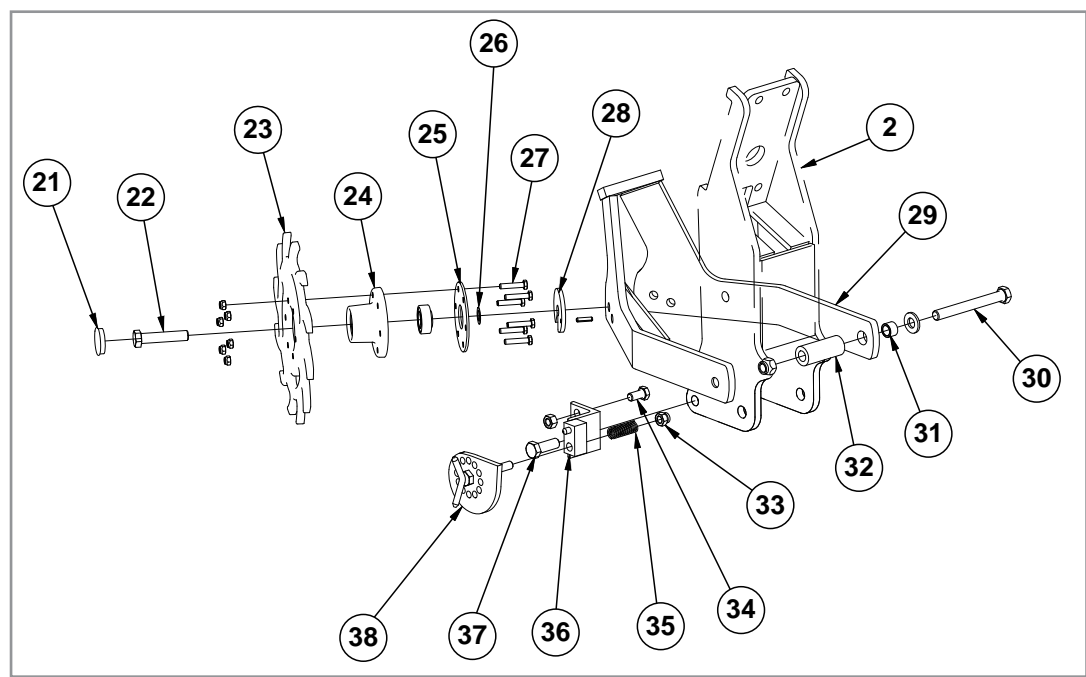
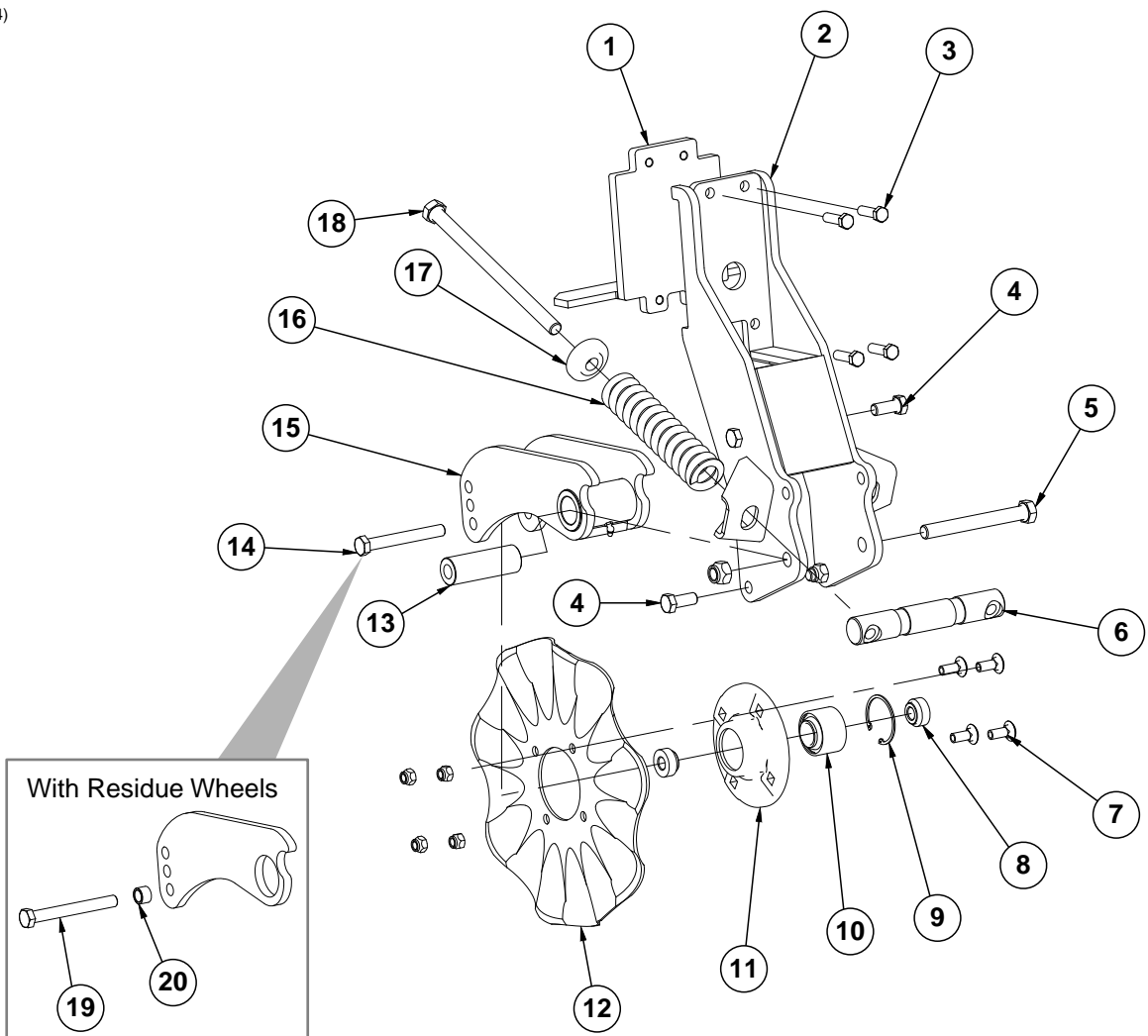
ITEM	PART NO.	QTY. (Per Row)	DESCRIPTION
1	GB0387	1	Wheel, 12 Tine, 3/8" x 12"
2	GA5654	1	Hub W/Bearings
	GA2014	-	Bearing
3	G10133	6	Hex Head Cap Screw, 5/16"-18 x 1 1/2"
	G10109	6	Lock Nut, 5/16"-18, Grade 8
4	GA6838	1	Wheel Mount
5	G10033	2	Hex Head Cap Screw, 1/2"-13 x 3 1/2"
	G10228	2	Lock Washer, 1/2"
	G10102	2	Hex Nut, 1/2"-13
6	GD9720	2	Spacer, 1/2" x 2 3/16" Long
7	G10371	1	Hex Head Cap Screw, 1/2"-13 x 3", Full Thread
8	G10501	1	Hex Jam Nut, 1/2"-13, Grade 2
9	GA6833	1	Upper Link
10	G10574	4	Carriage Bolt, 1/2"-13 x 1 1/4"
	G10111	4	Lock Nut, 1/2"-13
11	GA6832	1	Mount
12	GA6834	1	Lower Link
13	G10348	1	Hex Head Cap Screw, 1/2"-13 x 5" (Lockup Bolt)
	G10111	1	Lock Nut, 1/2"-13
14	GD5857	2	Spring
15	GD9715	2	Spacer, 1/2" x 3" Long
16	G10045	2	Hex Head Cap Screw, 1/2"-13 x 4 1/2"
	G10228	2	Lock Washer, 1/2"
	G10102	2	Hex Nut, 1/2"-13
17	GD9724	1	Backing Plate
18	G10006	1	Hex Head Cap Screw, 5/8"-11 x 2 1/4"
19	GD1132	1	Dust Cap
A	GA12236	-	Wheel Assembly, 12 Tine, R.H. (Items 1-3 and 18)

(IP1468)



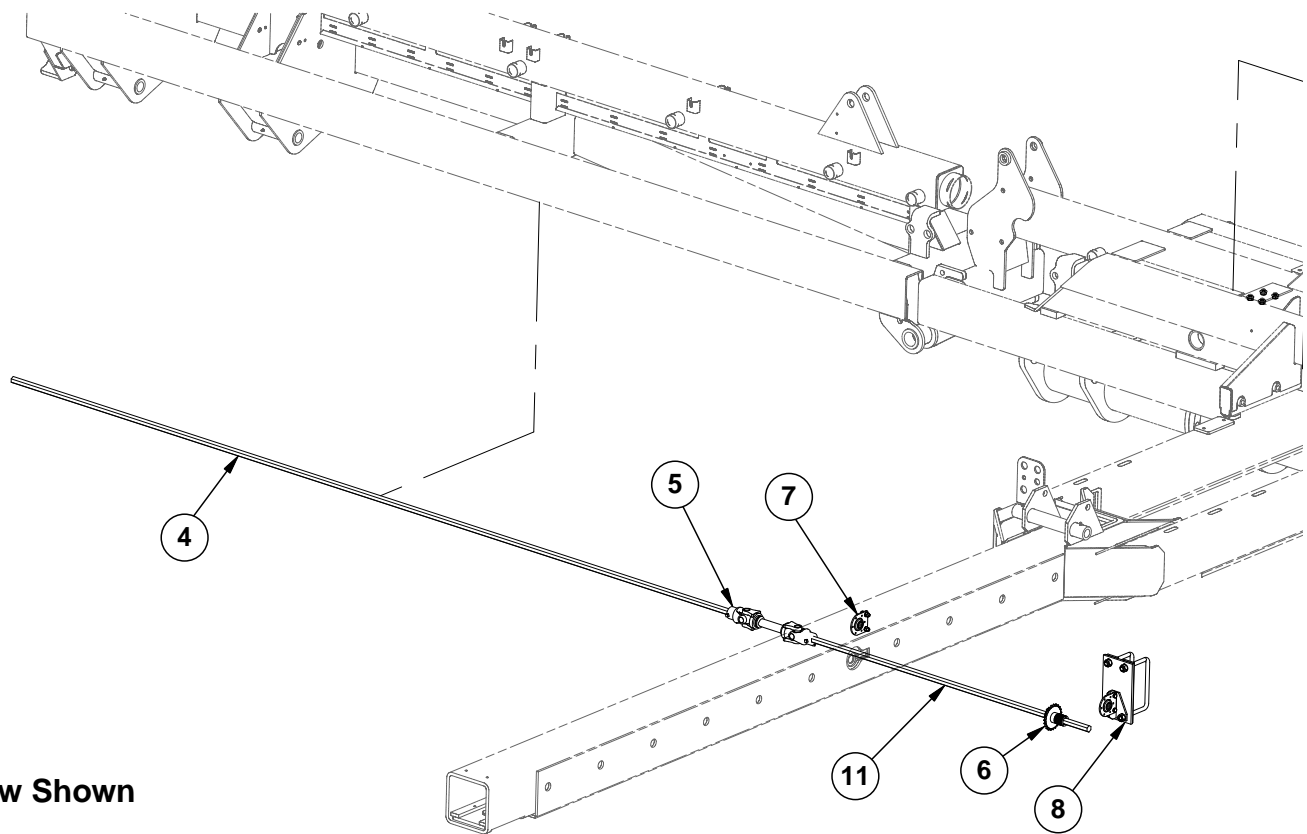
ITEM	PART NO.	QTY. (Per Row)	DESCRIPTION
1	GB0464	1	Residue Wheel Mount
2	GD26973	1	Cam Locking Pin
3	G10229	2	Lock Washer, 3/8"
4	G10004	2	Hex Head Cap Screw, 3/8"-16 x 1 1/4"
5	GA14251	1	Cam
6	GD10519	1	Spring
7	G11389	1	Flat Washer, 1/2" Plated SAE
8	G10503	2	Hex Jam Nut, 5/8"-11, Grade 2
9	GD1132	2	Dust Cap
10	G11236	1	Hex Head Cap Screw, 3/4"-10 x 10 1/2"
	G11392	2	Flat Washer, 3/4" SAE
	GB0383	2	Bushing, 1 1/8" O.D. x 25/32" I.D. x 3/4" Long
	G11228	1	Lock Nut, 3/4"-10
11	GA8760	2	Weed Guard W/Spring Pin
	G10765	-	Spring Pin, 1/4" x 1"
12	GD30725	4	Machine Bushing, 5/8" (.030" Thick)
13	GB0387	2	Wheel, 12 Tine, 3/8" x 12"
14	GA5654	2	Hub W/Bearings
	GA2014	-	Bearing
15	GD9724	2	Backing Plate
16	G10133	12	Hex Head Cap Screw, 5/16"-18 x 1 1/2"
17	G10109	12	Lock Nut, 5/16"-18, Grade 8
18	G10974	1	Lock Nut W/Nylon Insert, 1/2"-13
19	G10010	2	Hex Head Cap Screw, 5/8"-11 x 3"
A	GA12235	-	L.H. Residue Wheel (Items 13-17)
B	GA12236	-	R.H. Residue Wheel (Items 13-17)

(IP1292/IP1294)



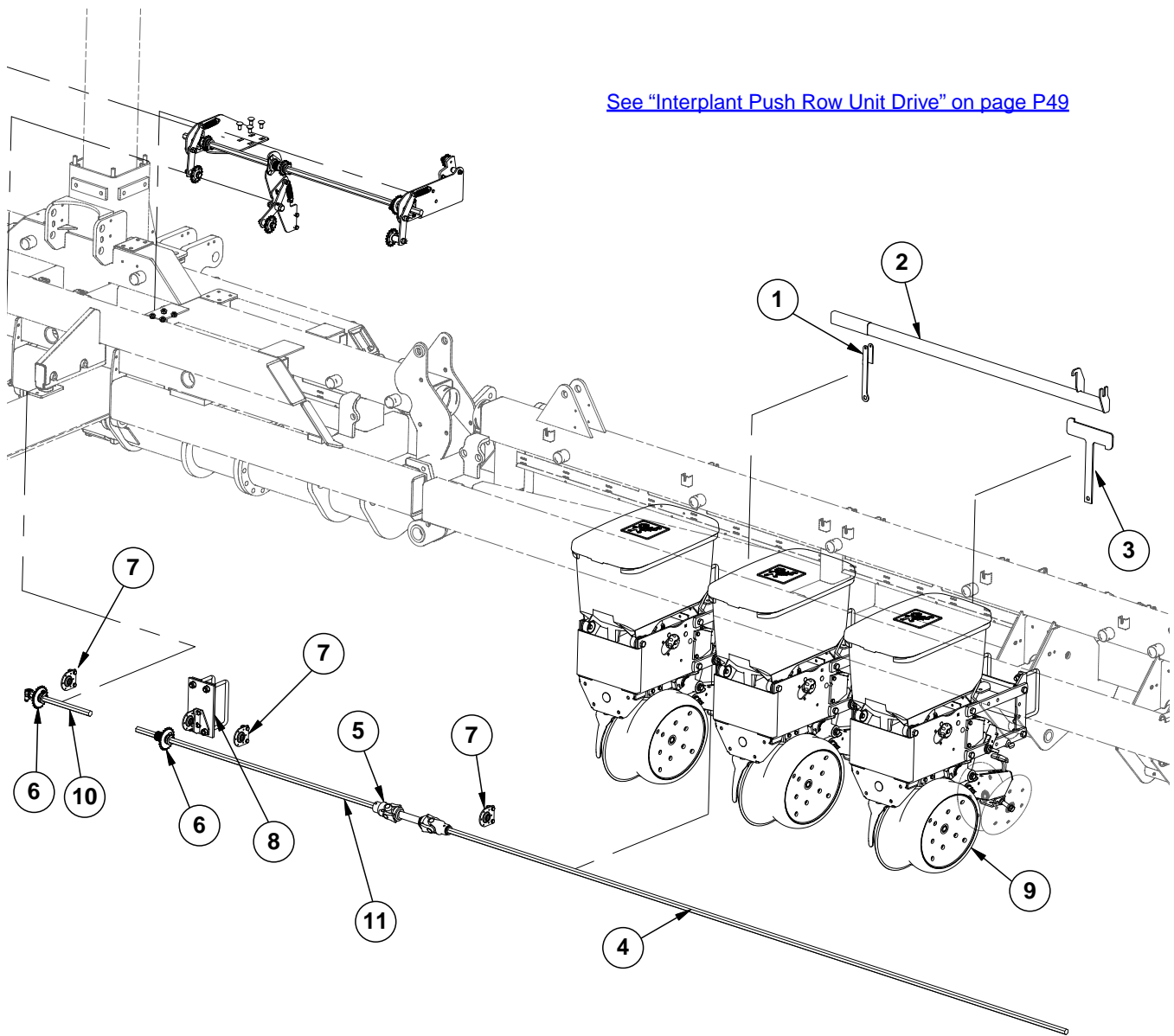
ITEM	PART NO.	QTY. (Per Row)	DESCRIPTION
1	GA9844	1	Plate W/Angle
2	GA9131	1	Coulter Frame
3	G10039	4	Hex Head Cap Screw, 1/2"-13 x 1 3/4"
4	G10007	4	Hex Head Cap Screw, 5/8"-11 x 1 1/2"
	G10107	4	Lock Nut, 5/8"-11
5	G10400	1	Hex Head Cap Screw, 3/4"-10 x 6 1/2"
	G10112	1	Lock Nut, 3/4"-10
6	GD12826	1	Spring Anchor Bar
7	G10574	4	Carriage Bolt, 1/2"-13 x 1 1/4"
	G10111	4	Lock Nut, 1/2"-13
8	GD12827	2	Adapter
9	GD19292	1	Retaining Ring, 27/16"
10	GA8603	1	Bearing, Double Row
11	GB0291	1	Coulter Hub
12	GD7803	1	Disc Blade, Fluted, 1", 8 Flutes (Shown)
	GD7804	-	Disc Blade, Bubbled, 1"
	GD9254	-	Disc Blade, Fluted, 3/4", 13 Flutes
13	GD12829	1	Sleeve
14	G10046	1	Hex Head Cap Screw, 5/8"-11 x 5"
	G10107	1	Lock Nut, 5/8"-11
15	GA9845	1	Coulter Arm W/Grease Fitting
	G10643	-	Grease Fitting, 45°, 1/4"-28
16	GD12817	2	Compression Spring
17	GB0213	2	Spring Seat
18	G11010	2	Hex Head Cap Screw, 3/4"-10 x 12"
19	G10011	1	Hex Head Cap Screw, 5/8"-11 x 5 1/2"
20	GB0218	1	Bushing, 2 1/32" I.D. x 7/8" O.D. x 1 9/32" Long
21	GD1132	2	Dust Cap
22	G10010	2	Hex Head Cap Screw, 5/8"-11 x 3"
	G10503	2	Hex Jam Nut, 5/8"-11, Grade 2
23	GB0387	2	Wheel, 12 Tine, 3/8" x 12"
24	GA5654	2	Hub W/Bearings
	GA2014	2	Bearing
25	GD9724	2	Backing Plate
26	G10213	2	Machine Bushing, 5/8" (.030" Thick)
27	G10133	12	Hex Head Cap Screw, 5/16"-18 x 1 1/2"
	G10109	12	Lock Nut, 5/16"-18, Grade 8
28	GA9862	2	Weed Guard W/Spring Pin
	G10765	1	Spring Pin, 1/4" x 1"
29	GA9865	1	Mount
30	G10011	2	Hex Head Cap Screw, 5/8"-11 x 5 1/2"
	G11391	2	Flat Washer, 5/8" SAE
	G10730	2	Lock Nut W/Nylon Insert, 5/8"-11
31	GB0218	2	Bushing, 2 1/32" I.D. x 7/8" O.D. x 1 9/32" Long
32	GD14170	2	Sleeve, 3"
34	G10014	1	Hex Head Cap Screw, 1/2"-13 x 1"
	G10102	1	Hex Nut, 1/2"-13
33	G10974	1	Lock Nut W/Nylon Insert, 1/2"-13
35	GD10519	1	Spring
36	GA15312	1	Support
37	G10005	1	Hex Head Cap Screw, 5/8"-11 x 1 3/4"
	G10107	1	Lock Nut, 5/8"-11
38	GA9861	1	Cam
A	GA12236	-	Wheel Assembly, 12 Tine, R.H. (Items 23-25 and 27) (Shown)
	GA12235	-	Wheel Assembly, 12 Tine, L.H. (Items 23-25 and 27)
B	GA8641	1	Hub W/Bearing And Retaining Ring (Items 9-11)

(IP1052a)



16 Row Shown

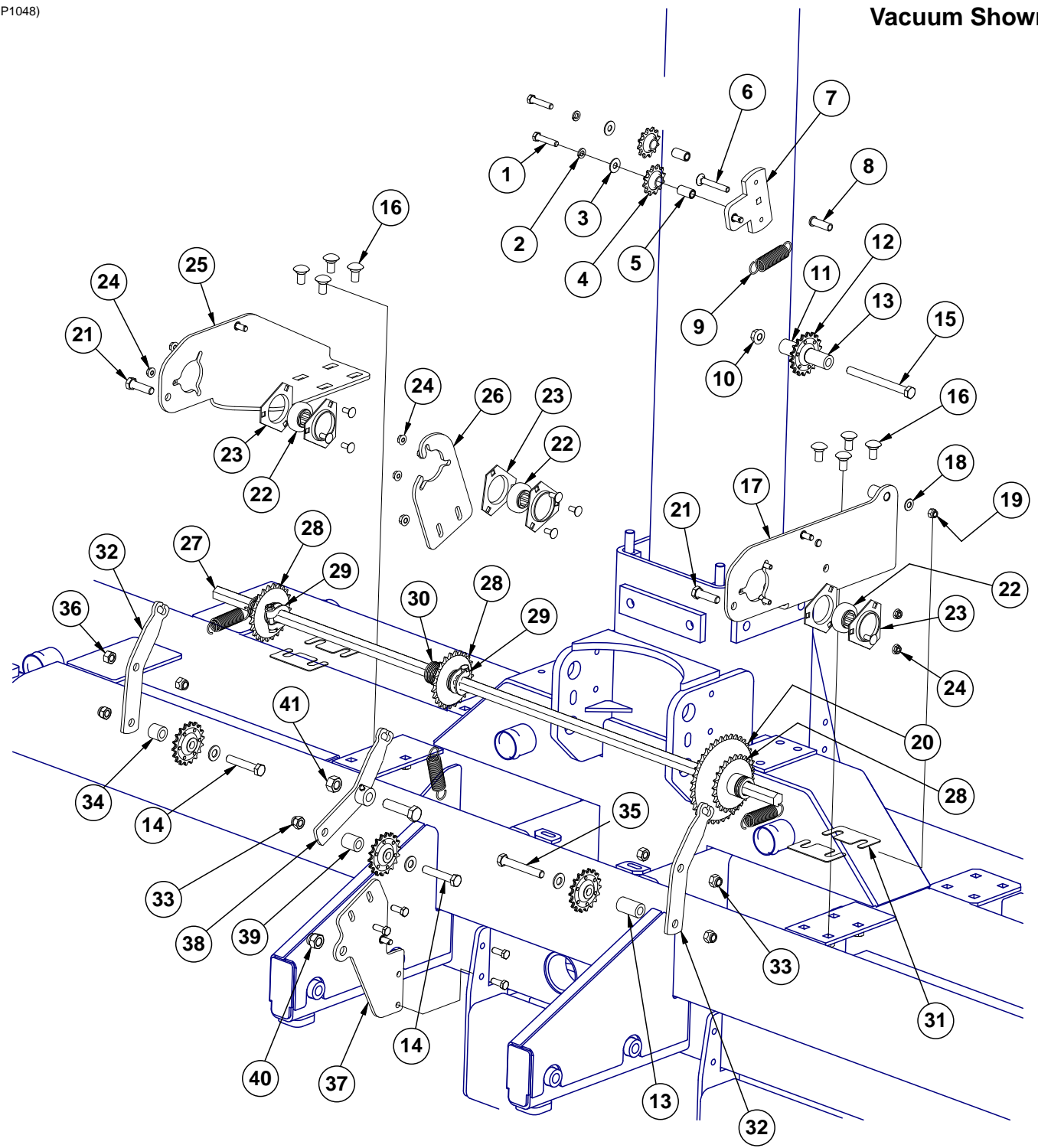
ITEM	PART NO.	QTY.	DESCRIPTION
1	GD18073	1	Bracket (Lift Lever)
2	GA8651	1	Lift Lever W/Boot
3	GD18074	1	Mount
4	GD0914-138	2	Hex Shaft, 7/8" x 138" (No Holes), 16 Row
	GD0914-78	2	Hex Shaft, 7/8" x 78" (No Holes), 12 Row
5	GA7123	2	U-Joint Assembly, 4 1/2"
	G10688	4	Square Head Set Screw, 3/8"-16 x 5/8"
6	GA5108	3	Sprocket, 23 Tooth (Mechanical)
	GA5109	3	Sprocket, 24 Tooth (Vacuum)
	GA11331	2	Hex Lock Clamp Assembly
	G10233	54	Machine Bushing, 1 1/2" x 1/32", 10 Gauge
7	GA2180	6	Hanger Bearing, 7/8" Hex Bore
	G10229	12	Lock Washer, 3/8"
	G10101	12	Hex Nut, 3/8"-16
	G10004	12	Hex Head Cap Screw, 3/8"-16 x 1 1/4"
	G10233	3	Machine Bushing, 1 1/2" x 1/32", 10 Gauge
8	GA13683	2	Base Plate
	GD16598	11	U-Bolt, 4" x 7" x 5/8"-11
	GA13679	2	Bearing Mount
	G10230	21	Lock Washer, 5/8"
	G10104	25	Hex Nut, 5/8"-11
	GA2180	6	Hanger Bearing, 7/8" Hex Bore
	G10229	12	Lock Washer, 3/8"
	G10101	12	Hex Nut, 3/8"-16
	G10004	12	Hex Head Cap Screw, 3/8"-16 x 1 1/4"



ITEM	PART NO.	QTY.	DESCRIPTION
9	---	-	<a href="#">See "Interplant Push Row Unit" on page P53</a>
10	GD5887-14	1	Hex Shaft, 7/8" x 14"
11	GD0914-54	2	Hex Shaft, 7/8" x 54"

(IP1048)

Vacuum Shown





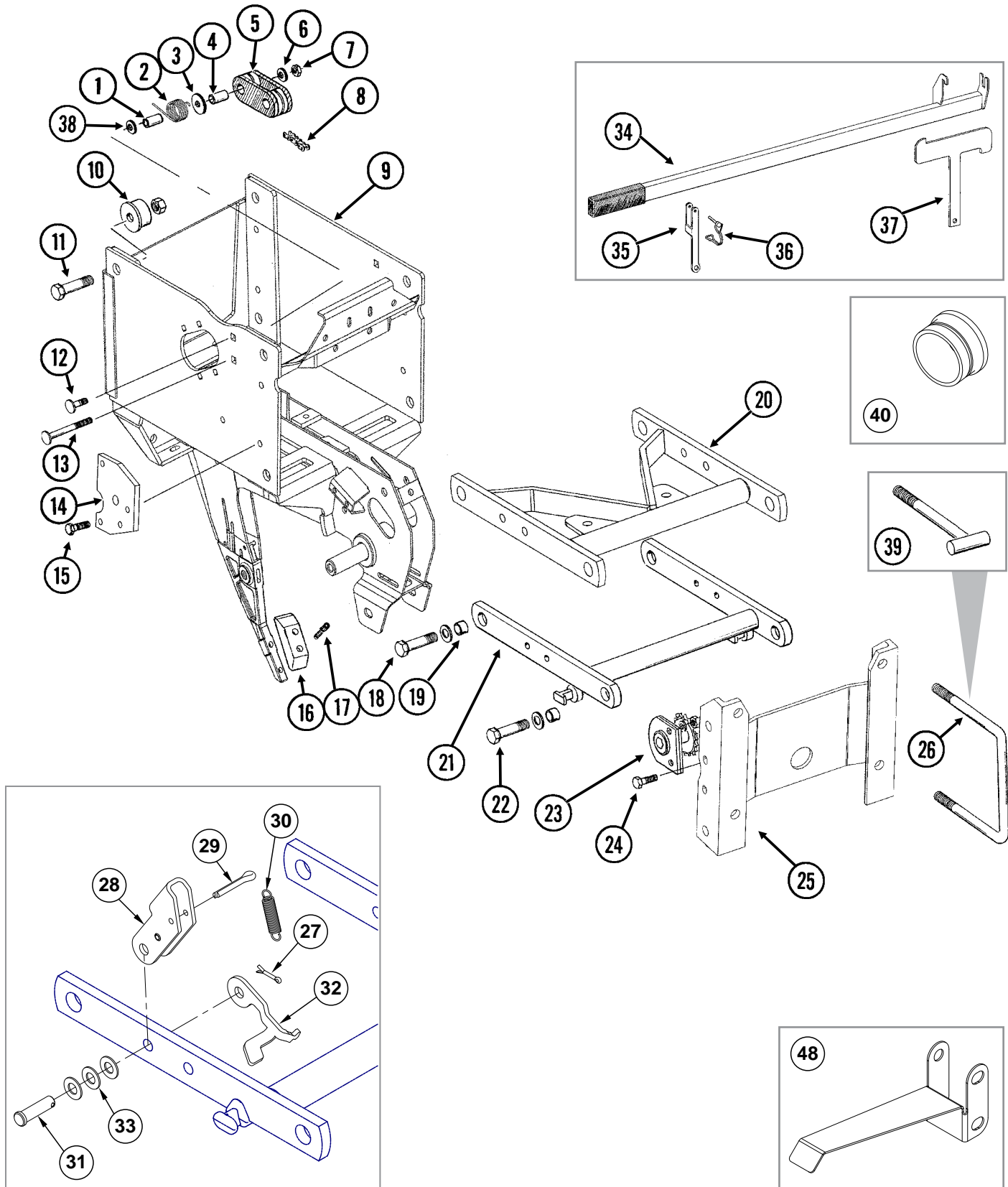
ITEM	PART NO.	QTY.	DESCRIPTION
1	G10047	2	Hex Head Cap Screw, 3/8"-16 x 1 3/4"
2	G10229	2	Lock Washer, 3/8"
3	G11387	2	Flat Washer, 3/8" SAE
4	GD7426	2	Sprocket, 12 Tooth
5	GD1026	2	Sleeve, 1 3/16" Long
6	G10317	1	Carriage Bolt, 3/8"-16 x 2 1/2"
7	GD15537	1	Bracket
	G10860	1	Retaining Ring, 3/8" (Not Included in Double Ider Assembly (GA11287))
	G10870	1	Clevis Pin, 3/8" x 1" (Not Included in Double Ider Assembly (GA11287))
8	GD19360	1	Bushing, 3/8" x 1/2"
9	GD5857	4	Spring
10	G10071	1	Serrated Flange Nut, 1/2"-13
11	GD4887-16	1	Sleeve, 1" O.D. x 5/8" I.D. x 1 5/8"
12	GA7154	4	Sprocket W/Bearing, 18 Tooth
13	GD4887-18	2	Sleeve, 1" O.D. x 5/8" I.D. x 1 3/4"
14	G10397	2	Hex Head Cap Screw, 1/2"-13 x 2 3/4"
	G11389	2	Flat Washer, 1/2" Plated SAE
15	G10980	1	Hex Head Cap Screw, 1/2"-13 x 5 1/2"
16	G10390	8	Carriage Bolt, 1/2"-13 x 1"
	G10071	8	Serrated Flange Nut, 1/2"-13
17	GA13588	1	Crossover Bracket
	G10860	2	Retaining Ring, 3/8"
	G10870	2	Clevis Pin, 3/8" x 1"
18	G11387	1	Flat Washer, 3/8" SAE
19	G10108	1	Lock Nut, 3/8"-16
20	GA11285	1	Sprocket, 38 Tooth (Used W/Vacuum Hydraulic Drive)
	G3310-170		Chain, No. 40, 170 Pitch Including Connector Link
	GA5107		Sprocket, 19 Tooth (Used W/Mechanical Hydraulic Drive)
	G3310-158		Chain, No. 40, 158 Pitch Including Connector Link (Mechanical)
	GR0912		Connector Link, No. 40
21	G10039	2	Hex Head Cap Screw, 1/2"-13 x 1 3/4"
22	G2100-03	3	Bearing, 7/8" Hex Bore, Spherical
23	G3400-01	6	Flangette
24	G10620	9	Serrated Flange Nut, 5/16"-18
	G10312	9	Carriage Bolt, 5/16"-18 x 3/4"
25	GD18748	1	Interplant Carrier Bracket
	G10860	1	Retaining Ring, 3/8"
	G10870	1	Clevis Pin, 3/8" x 1"
26	GD19085	1	Middle Row Adjusting Bracket
27	GD0914-52	1	Hex Shaft, 7/8" x 52"
28	GA5109	3	Sprocket, 24 Tooth (Used W/Vacuum Hydraulic Drive)
	GA5105	3	Sprocket, 15 Tooth (Used W/Mechanical Hydraulic Drive)
	G3310-104	-	Chain, No. 40, 104 Pitch Including Connector Link, Used With 38 Tooth(Vacuum)
	G3310-100	-	Chain, No. 40, 100 Pitch Including Connector Link (Mechanical)
	GR0912	-	Connector Link, No. 40
29	GA11331	3	Hex Lock Clamp Assembly
30	G10233	21	Machine Bushing, 1 1/2" x 1/32", 10 Gauge
31	GD19599	4	Shim, 16 Gauge
32	GD17051	2	Idler
33	G10111	5	Lock Nut, 1/2"-13
34	GD4887-14	1	Sleeve, 1" O.D. x 9/16" I.D. x 7/8"

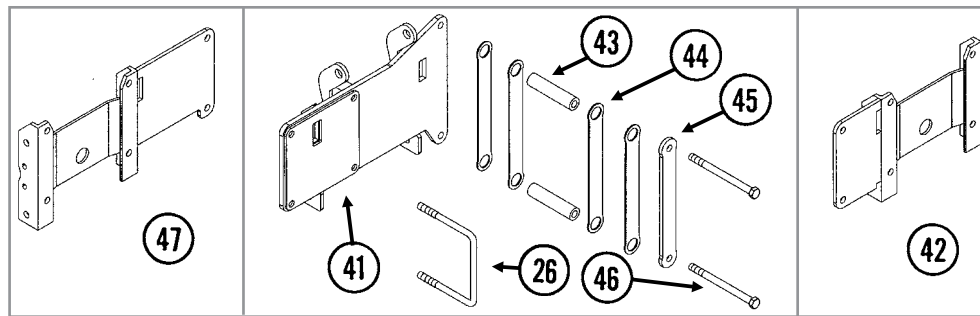
Continued on the next page.

ITEM	PART NO.	QTY.	DESCRIPTION
35	G10033	1	Hex Head Cap Screw, ½"-13 x 3½"
	G11389	1	Flat Washer, ½" Plated SAE
36	G10102	2	Hex Nut, ½"-13
37	GD19596	1	Middle Row Bracket
	G10860	1	Retaining Ring, ¾"
	G10870	1	Clevis Pin, ¾" x 1"
	G10001	4	Hex Head Cap Screw, ¾"-16 x 1"
	G10622	4	Serrated Flange Nut, ¾"-16
38	GA13234	1	Idler Arm (R.H.)
39	GD4887-17	1	Sleeve, 1 O.D. x 9/16 I.D. x 1 1/8"
40	G10107	1	Lock Nut, 5/8"-11
41	G10104	1	Hex Nut, 5/8"-11
	G10009	1	Hex Head Cap Screw, 5/8"-11 x 2 1/2"
A	GA11287	-	Double Idler Assembly (Includes Items 1-5 and 7)

**This page left blank intentionally.**

NOTE: Push row units use the same seed tube, row unit depth adjustment components, quick adjustable down force springs, 15" opener disc blades, gauge wheels, closing wheels, meter drive and seed hopper as the pull row unit. See those pages for common parts.





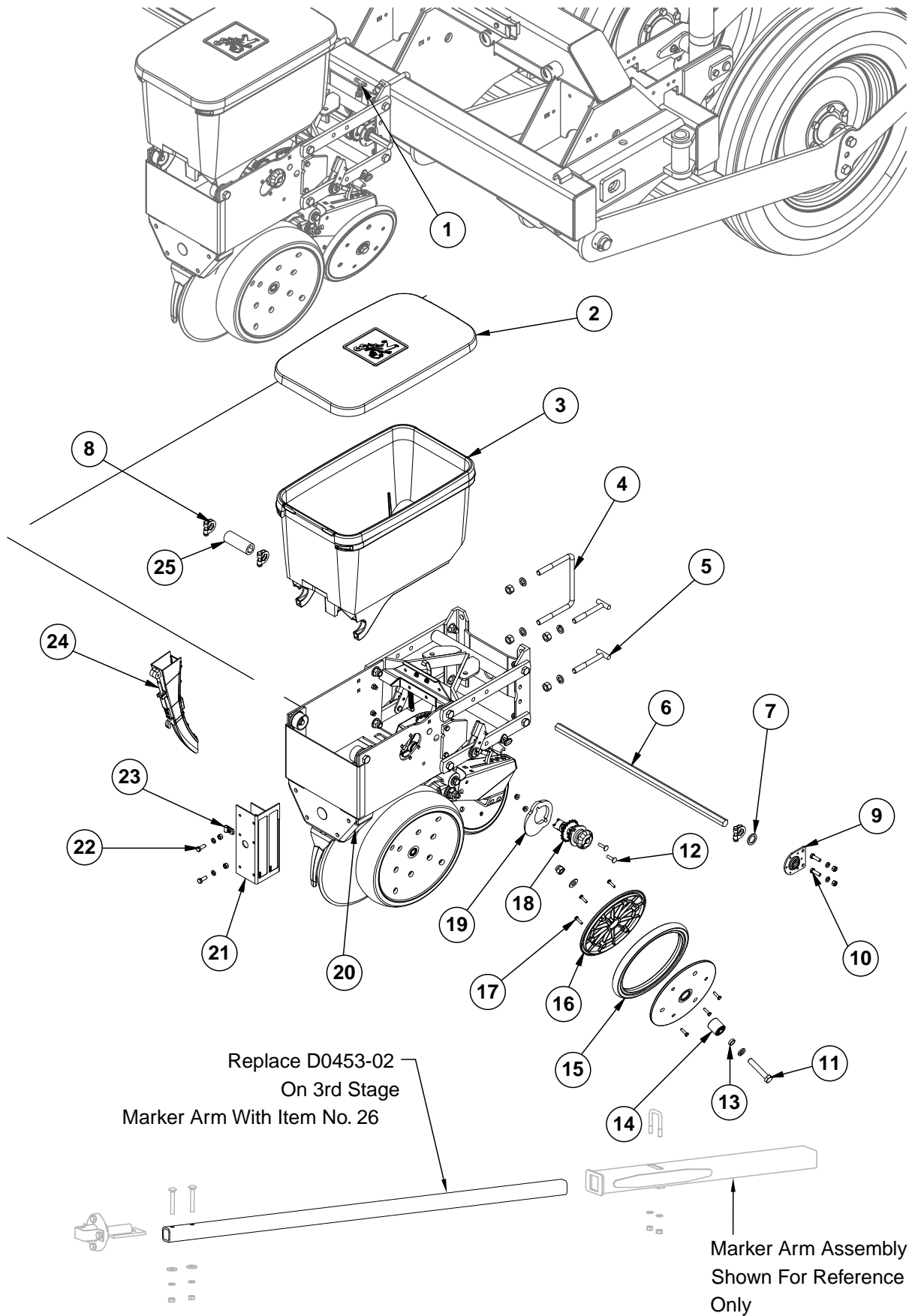
ITEM	PART NO.	QTY. (Per Row)	DESCRIPTION
1	GD1026	1	Sleeve, 1 $\frac{3}{16}$ " Long
2	GD11218	1	Spring
3	G10201	1	Special Washer, $\frac{3}{8}$ " x 1 $\frac{1}{2}$ " O.D.
4	GD8893-01	1	Sleeve, 1 $\frac{1}{8}$ " Long
5	GB0968	1	Idler
6	G11387	1	Flat Washer, $\frac{3}{8}$ " SAE
7	G10108	1	Lock Nut, $\frac{3}{8}$ "-16
8	G3303-96	1	Chain, No. 41, 96 Pitch Including Connector Link
	GR0196	1	Connector Link, No. 41
9	GA10161	-	Push Row Unit Shank
10	GB0314	2	Hopper Mount
11	G10751	2	Hex Head Cap Screw, $\frac{5}{8}$ "-18 x 1 $\frac{3}{4}$ "
	G11514	2	Lock Nut, $\frac{5}{8}$ "-18
12	G10599	1	Carriage Bolt, $\frac{3}{8}$ "-16 x 1 $\frac{1}{4}$ "
	G10101	1	Hex Nut, $\frac{3}{8}$ "-16
	G10108	1	Lock Nut, $\frac{3}{8}$ "-16
13	G10307	1	Carriage Bolt, $\frac{3}{8}$ "-16 x 3 $\frac{1}{2}$ "
14	GD24545	2	Stop
15	G10004	4	Hex Head Cap Screw, $\frac{3}{8}$ "-16 x 1 $\frac{1}{4}$ "
	G10108	4	Lock Nut, $\frac{3}{8}$ "-16
16	GB0301	1	Seed Tube Guard/Inner Scraper
17	G10912	2	Hex Socket Head Cap Screw, $\frac{5}{16}$ "-18 x 1", Grade 8
18	G10751	4	Hex Head Cap Screw, $\frac{5}{8}$ "-18 x 1 $\frac{3}{4}$ "
	G11391	4	Flat Washer, $\frac{5}{8}$ " SAE
	G11514	4	Lock Nut, $\frac{5}{8}$ "-18
19	GB0218	8	Bushing, 2 $\frac{1}{32}$ " I.D. x $\frac{7}{8}$ " O.D. x 1 $\frac{19}{32}$ " Long
20	GA11969	1	Upper Arm
21	GA5787	1	Lower Arm
22	G10732	4	Hex Head Cap Screw, $\frac{5}{8}$ "-18 x 2"
	G11391	4	Flat Washer, $\frac{5}{8}$ " SAE
	G11514	4	Lock Nut, $\frac{5}{8}$ "-18
23	GA1720	1	Bearing/Sprocket, $\frac{7}{8}$ " Hex Bore
24	G10004	2	Hex Head Cap Screw, $\frac{3}{8}$ "-16 x 1 $\frac{1}{4}$ "
	G10229	2	Lock Washer, $\frac{3}{8}$ "
	G10101	2	Hex Nut, $\frac{3}{8}$ "-16
25	GA11971	1	Mounting Plate
26	GD1113	-	U-Bolt, 5" x 7" x $\frac{5}{8}$ "-11
	G10230	-	Lock Washer, $\frac{5}{8}$ "
	G10104	-	Hex Nut, $\frac{5}{8}$ "-11

Continued on the next page.

ITEM	PART NO.	QTY. (Per Row)	DESCRIPTION
27	G10451	1	Cotter Pin, 1/8" x 1"
28	GD11264 G10718	1	Lockup Spring Pin, 5/16" x 1 1/8"
29	G10463	1	Cotter Pin, 1/4" x 1 1/2"
30	GD25569	1	Spring
31	G10284	1	Clevis Pin, 1/2" x 1 1/2"
32	GD25568 GD29459	1 1	Spring Mount Tab, L.H. Spring Mount Tab, R.H.
33	G10216	3	Washer, 1/2" USS
34	GA8651 GD11649	1 -	Lift Lever W/Boot Boot
35	GD18073	1	Bracket (Lift Lever)
36	GD9695	1	Wire Lock Pin, 1/4" x 1 3/4"
37	GD18074	1	Mount
38	G11387	1	Flat Washer, 3/8" SAE
39	GA9105 G10230 G10104	- - -	T-Bolt, 5/8"-11 x 6" (Center Rows) Lock Washer, 5/8" Hex Nut, 5/8"-11
40	GD17052 G10001 G10108 G11387	- - - -	Vacuum Plug Hex Head Cap Screw, 3/8"-16 x 1" Lock Nut, 3/8"-16 Flat Washer, 3/8" SAE
41	GA12677	-	Offset Hinge Mount
42	GA12675	-	Offset Mount
43	GD7817-18	2	Spacer, 1 1/16" I.D. x 5 1/2" Long
44	GD18136	4	Pad
45	GD18135	1	Bar
46	G10341 G10230 G10104	- - -	Hex Head Cap Screw, 5/8"-11 x 8" Lock Washer, 5/8" Hex Nut, 5/8"-11
47	GA12676	-	Offset Mount
48	GD29806	-	Seed Tube Bracket
A	G1K534	-	Push Unit Lock-Up Kit, Items 27-33 (includes GD11648 - Push Unit Stop)
B	G1K535	-	Push Unit Spring Lock-Up Kit, Items 27-33

**This page left blank intentionally.**

(IP1053)

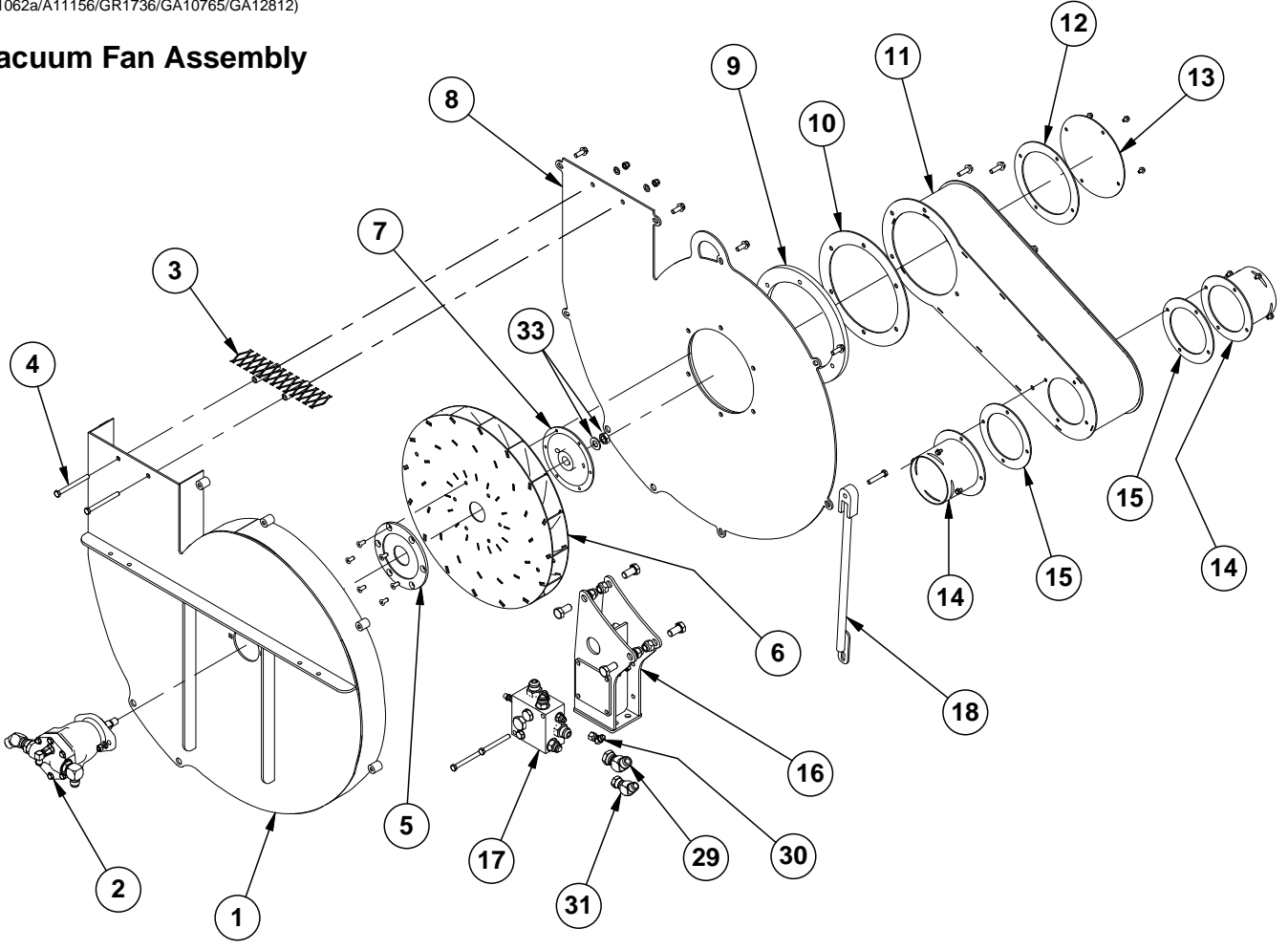




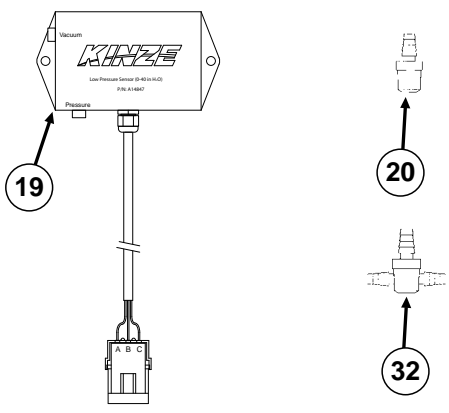
ITEM	PART NO.	QTY.	DESCRIPTION
1	GD18015	1	Tee, ¼" Press On
2	GD11279	1	Lid
3	GA9714	1	Seed Hopper, Reinforced
4	GD16598	1	U-Bolt, 4" x 7" x ⅝"-11
	G10230	6	Lock Washer, ⅝"
	G10104	4	Hex Nut, ⅝"-11
5	GA13587	2	T-Bolt, ⅝"-11 x 5"
6	GD0914-30	1	Hex Shaft, ⅞" x 30" (No Holes)
7	G10233	1	Machine Bushing, 1½" x ⅛", 10 Gauge
8	GA11331	3	Hex Lock Clamp Assembly
9	GA2180	1	Hanger Bearing, ⅞" Hex Bore
10	G10004	2	Hex Head Cap Screw, ⅝"-16 x 1¼"
	G11391	2	Flat Washer, ⅝" SAE
	G10107	2	Lock Nut, ⅝"-11
11	G10013	2	Hex Head Cap Screw, ⅝"-11 x 3½"
12	G10338	2	Carriage Bolt, ⅝"-18 x 1¼"
	G10620	2	Serrated Flange Nut, ⅝"-18
13	GD1109	2	Bushing, 4⅛" I.D. x ⅞" O.D. x ¼" Long
14	GA6171	2	Bearing
15	GD1085	2	Rubber Tire, 1" x 12"
16	GD9120	4	Nylon Half Wheel
17	G10064	12	Hex Head Cap Screw, ¼"-20 x 1"
18	GA10151	1	Seed Meter Clutch Assembly, 11/19 Tooth
19	GB0331	1	Clutch Adapter Plate
20	---	-	<a href="#">See "Interplant Push Row Unit" on page P53</a>
21	GA9130	1	Push Row Unit Light Bracket
22	G10001	2	Hex Head Cap Screw, ⅝"-16 x 1"
	G10229	4	Lock Washer, ⅝"
	G10101	4	Hex Nut, ⅝"-16
23	GD6291	1	Insulated Clamp, ⅝"
24	---	-	<a href="#">See "Planter Monitor Module (PMM)" on page P183</a>
25	GD1719	1	Coupler, 4"
26	GD0453-03	-	Extension Tube, 50", 12 Row
	GD0453-08	1	Extension Tube, 65", 16 Row
A	GA6434	2	Rubber Closing Wheel Complete W/Bearing (Items 14-16)

(IP1062a/A11156/GR1736/GA10765/GA12812)

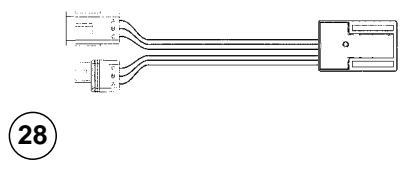
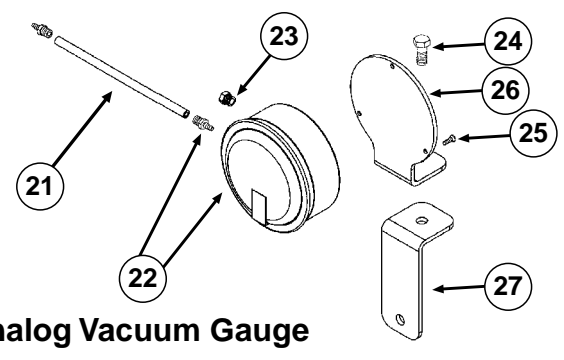
Vacuum Fan Assembly



Sending Unit

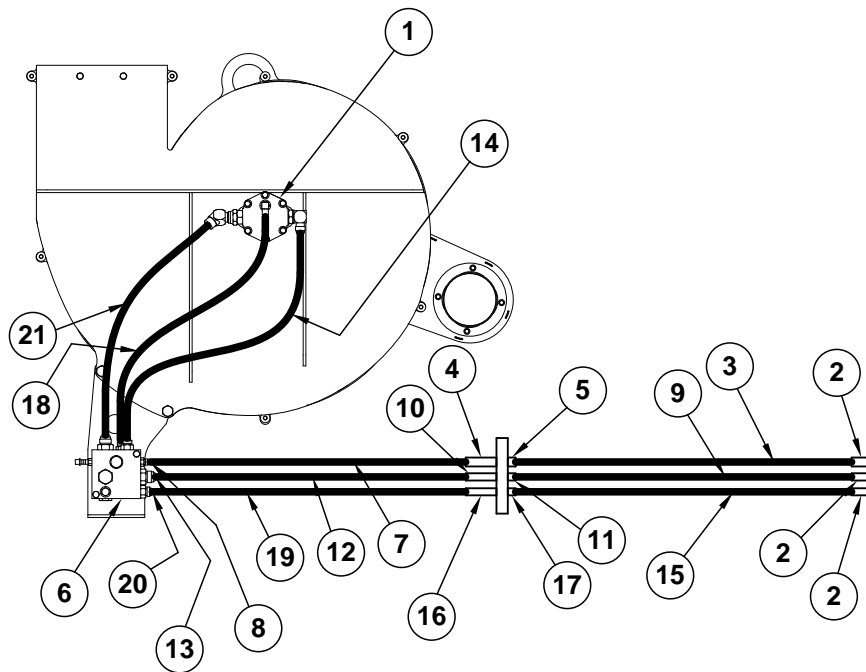


Analog Vacuum Gauge



ITEM	PART NO.	QTY.	DESCRIPTION
1	GA13299	1	Shroud
2	---	-	<a href="#">See "Vacuum Fan Hydraulic Motor Assembly" on page P62</a>
	G10599	2	Carriage Bolt, 3/8"-16 x 1 1/4"
	G10229	2	Lock Washer, 3/8"
	G10101	2	Hex Nut, 3/8"-16
3	GA11987	1	Screen
4	G10063	2	Hex Head Cap Screw, 3/8"-16 x 4"
	G11387	2	Flat Washer, 3/8" SAE
	G10108	2	Lock Nut, 3/8"-16
5	GD15789	1	Backing Plate
	G11133	6	Hex Socket Head Cap Screw, 5/16"-18 x 3/4", Grade 8
6	GA10635	1	Impeller
7	GD15790	1	Hub
	G10499	1	Hex Jam Nut, 5/8"-18, Grade 2
	G11387	1	Flat Washer, 3/8" SAE
8	GA13671	1	Fan Cover
	G11124	6	Whiz Lock Bolt, 3/8"-16 x 1"
9	GD16839	1	Spacer, 1/2" x 12"
10	GD16992	1	Gasket, 1/8" x 11 7/8"
11	GA13670	1	Snorkel
	G11204	4	Flanged Whiz Lock Screw, 3/8"-16 x 1 1/4", Serrated
12	GD19470	1	Flange Seal, 4 Bolt
13	GD19469	1	Snorkel Access Cover
	G11166	4	Flanged Whiz Lock Screw, 1/4"-20 x 3/4", Serrated
14	GA13667	2	Snorkel Flange
	G11166	8	Flanged Whiz Lock Screw, 1/4"-20 x 3/4", Serrated
15	GD19460	2	Flange Seal, 4 Bolt
	G10055	4	Hex Head Cap Screw, 5/8"-11 x 1 1/4" (Stop Bolt)
	G10107	4	Lock Nut, 5/8"-11
16	GA13631	1	Fan Mount
17	---	-	<a href="#">See "Vacuum Fan Motor Valve Block Assembly (Located Below Vacuum Fan Motor Assembly)" on page P63</a>
18	GA13933	1	Support Strut
	G10048	1	Hex Head Cap Screw, 3/8"-16 x 2"
19	GA14847	1	Low Pressure Sensor (0-40 IN H <sub>2</sub> O)
	GD17151-20	-	Tubing, 1/4" x 10'
	GA9964	-	Strain Relief
20	GR1736	1	Hose Barb, 1/8" Male NPT To Barb
21	GD15849-02	1	Clear Plastic Tubing, 5/16" O.D. x 3/16" I.D. x 120"
22	GA21406	1	Analog Vacuum Gauge W/Hose Barb
	GR1777	-	Hose Barb, 1/8" Male NPT To 3/16" Barb
23	GA10799	1	Breather, 1/8" Male NPT
24	G10001	1	Hex Head Cap Screw, 3/8"-16 x 1"
	G10108	1	Lock Nut, 3/8"-16
25	G11215	3	Hex Socket Head Cap Screw, No. 6-32 x 3/8", Grade 8
26	GD15804	1	Mount
27	GD15803	1	Support
28	GA12812	-	Hall Effect Adapter
29	G6502-12	1	Swivel Elbow, 45°, 1 1/16"-12 Male JIC To Female
30	G6502-06	1	Swivel Elbow, 45°, 9/16"-18 Male JIC To Female
31	G6502-10	1	Swivel Elbow, 45°, 7/8"-14 Male JIC To Female
32	GD21278	1	Reducing Tee, 3/16" x 1/8"
33	G11391	1	Flat Washer, 5/8" SAE
	G10499	1	Hex Jam Nut, 5/8"-18, Grade 2

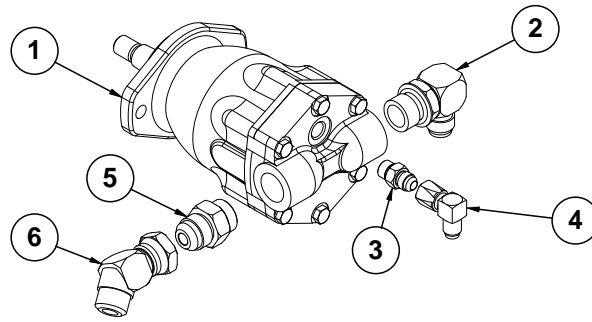
(IP1063)



ITEM	PART NO.	QTY.	DESCRIPTION
1	---	-	<a href="#">See "Vacuum Fan Hydraulic Motor Assembly" on page P62</a>
2	GA15499 GD25522	3 3	Special Pioneer Coupler, Zero Pressure Return Hydraulic Tip Cover
3	*A12098 *A12099	1 1	Hose Assembly, 3/8" x 286", 12 Row Hose Assembly, 3/8" x 346", 16 Row
4	G2700-06-06	1	Bulkhead Tube Union, 9/16"-18 Male JIC
5	G306-06	1	Lock Nut, 9/16"-18
6	---	-	<a href="#">See "Vacuum Fan Motor Valve Block Assembly (Located Below Vacuum Fan Motor Assembly)" on page P63</a>
7	*A7649	1	Hose Assembly, 1/4" x 242"
8	G6502-06	1	Swivel Elbow, 45°, 9/16"-18 Male JIC To Female
9	*A12744 *A12738	- 1	Hose Assembly, 1/2" x 286", 12 Row Hose Assembly, 1/2" x 346", 16 Row
10	G2700-10	1	Bulkhead Tube Union, 7/8"-14 Male JIC
11	G306-10	1	Lock Nut, 7/8"-14
12	*A12715	1	Hose Assembly, 1/2" x 242"
13	G6502-10	1	Swivel Elbow, 45°, 7/8"-14 Male JIC To Female
14	*A12736	1	Hose Assembly, 1/2" x 32"
15	*A12922 *A12911	- 1	Hose Assembly, 3/4" x 286", 12 Row Hose Assembly, 3/4" x 346", 16 Row
16	G2700-12	1	Bulkhead Tube Union, 1 1/16"-12 Male JIC
17	G306-12	1	Lock Nut, 1 1/16"-12
18	*A12002	1	Hose Assembly, 3/8" x 32"
19	*A12910	1	Hose Assembly, 3/4" x 242"
20	G6502-12	1	Swivel Elbow, 45°, 1 1/16"-12 Male JIC To Female
21	*A3381	1	Hose Assembly, 3/4" x 26"

\*Hydraulic hose is not stocked by Kinze Repair Parts, but can be made available on a special order basis. Call for quote.

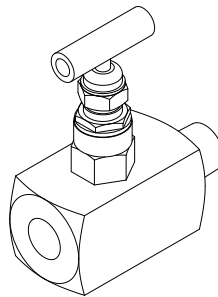
(IP1061)



ITEM	PART NO.	QTY.	DESCRIPTION
1	GA10149 GR2190 GR1734	1 - -	Hydraulic Motor Motor Key Seal Kit
2	G6801-10-12 GR1467	1 -	Elbow W/O-Ring, 90°, 7/8"-14 Male JIC To 1 1/16"-12 O-Ring O-Ring
3	G6400-06 GR1045	1 -	Connector W/O-Ring, 1/16"-18 Male JIC To O-Ring O-Ring
4	G6500-06	1	Swivel Elbow, 90°, 1/16"-18 Male JIC To Female
5	G6400-12 GR1467	1 -	Connector, W/O-Ring, 1/16"-12 Male JIC To O-Ring O-Ring
6	G6502-12	1	Swivel Elbow, 45°, 1/16"-12 Male JIC To Female

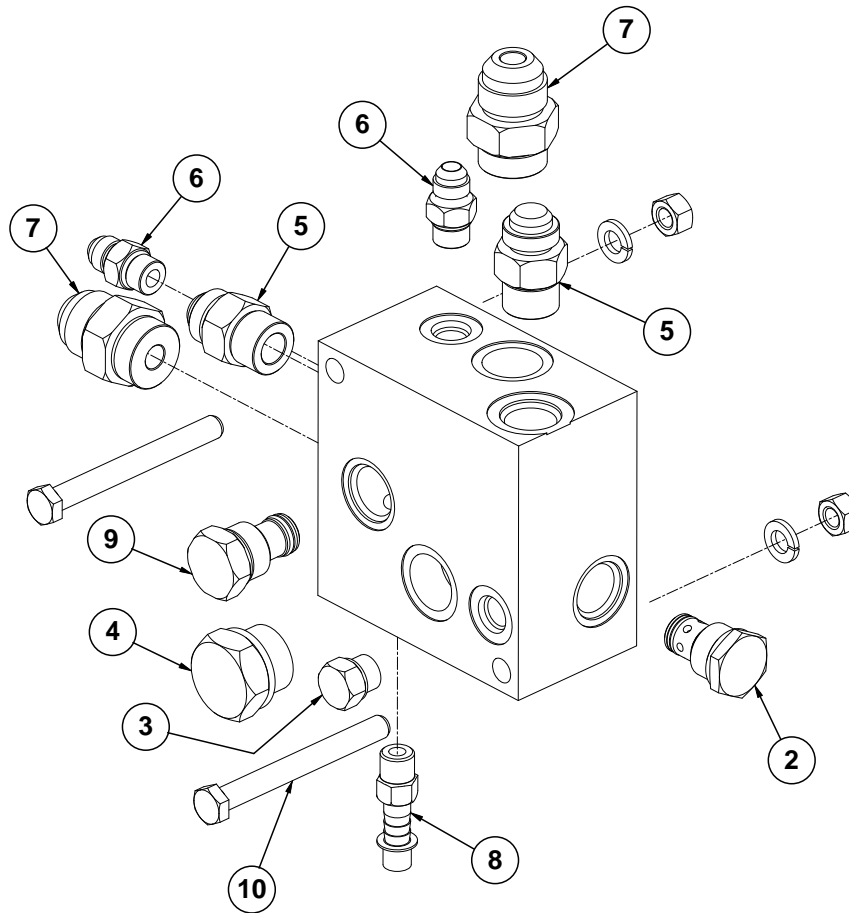
**Optional Flow Control Needle Valve Kit**

(IP1064)



ITEM	PART NO.	QTY.	DESCRIPTION
1	G1K426	-	Needle Valve Kit W/Instructions

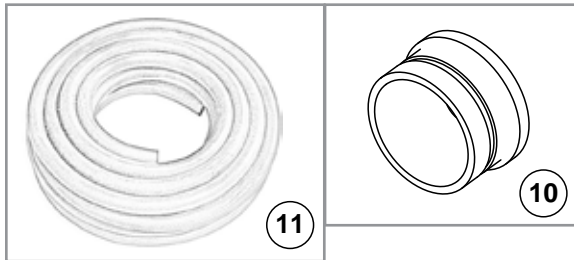
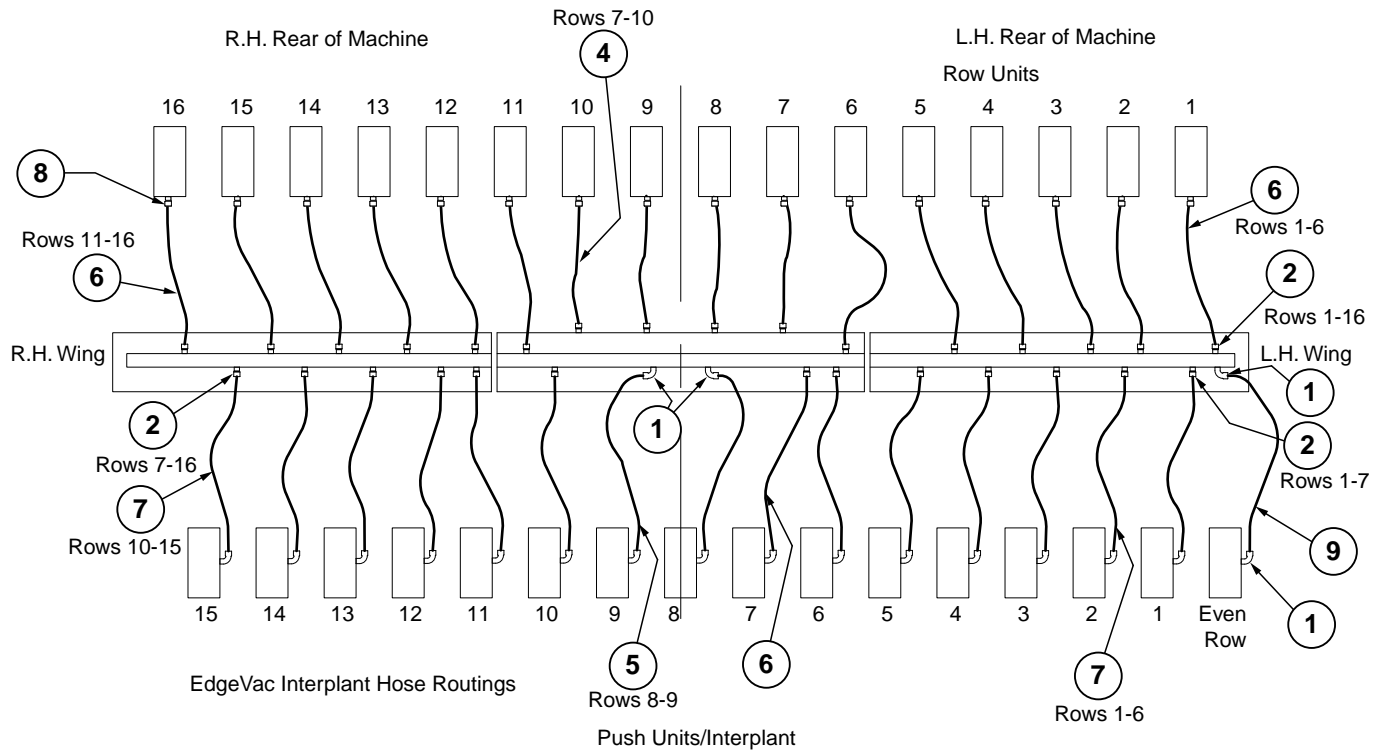
(IP1060)



ITEM	PART NO.	QTY.	DESCRIPTION
1	GD16188	1	Valve Block
2	GA4293	1	Check Valve
3	G6408-06 GR1045	1 -	Plug W/O-Ring, 9/16"-18 O-Ring O-Ring
4	G6408-12	1	Plug W/O-Ring, 1 1/16"-12 O-Ring
5	G6400-10 GR1466	2 -	Connector W/O-Ring, 7/8"-14 Male JIC To O-Ring O-Ring
6	G6400-06 GR1045	2 -	Connector W/O-Ring, 9/16"-18 Male JIC To O-Ring O-Ring
7	G6400-12 GR1467	2 -	Connector, W/O-Ring, 1 1/16"-12 Male JIC To O-Ring O-Ring
8	GD11700 G11178	1 1	Adapter, 1/4" NPT To 3/8" Barb Thread Protector
9	GA11934	1	Relief Valve Cartridge
10	G10061 G10229 G10101	2 2 2	Hex Head Cap Screw, 3/8"-16 x 3 1/2" Lock Washer, 3/8" Hex Nut, 3/8"-16
A	GR2041	-	Seal Kit (Check Valve)

(IP1109)

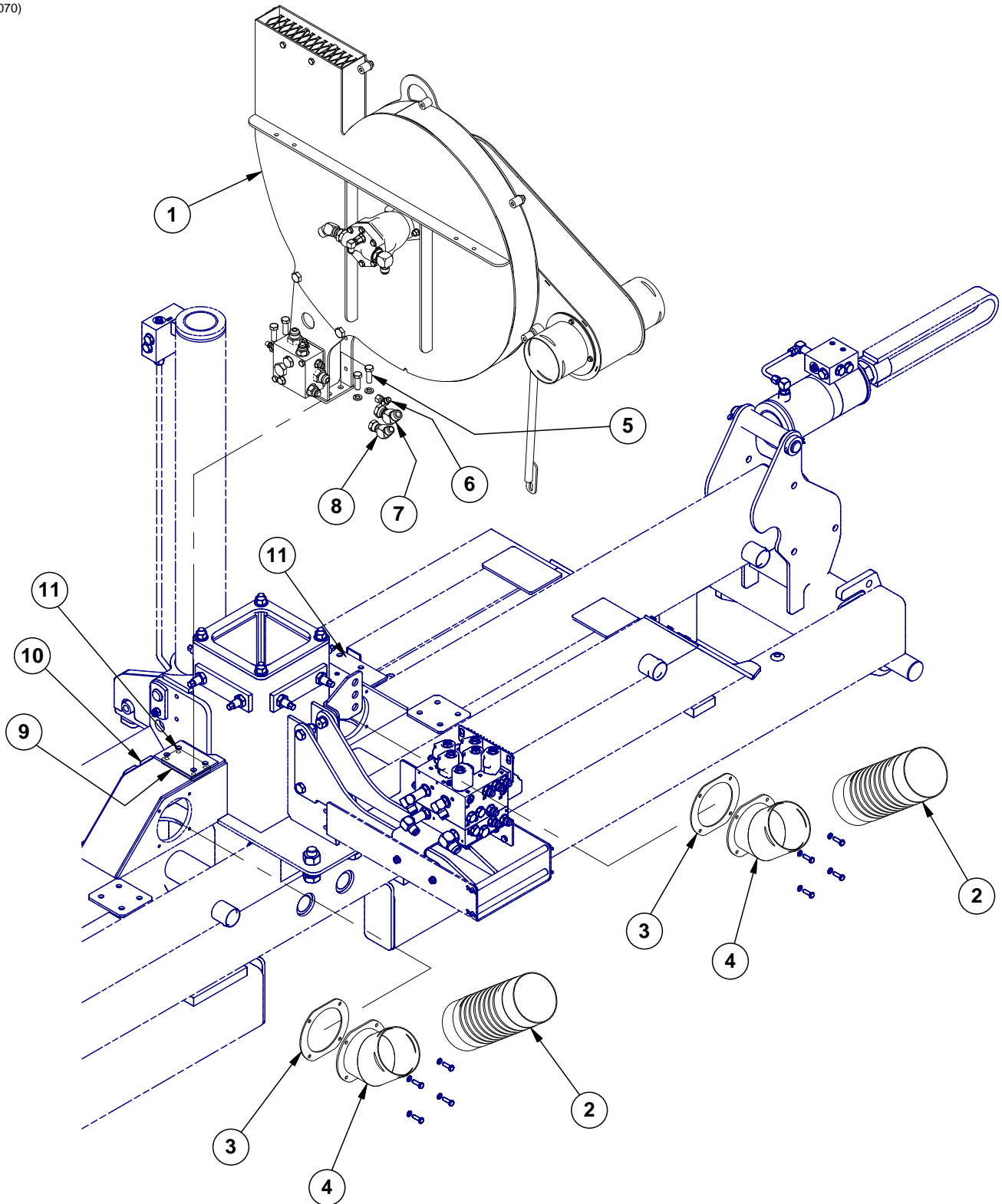
16 Row Shown, 12 Row does not used outside two rows.



ITEM	PART NO.	QTY.	DESCRIPTION
1	GD14626	19	Elbow, 90°, 2"
2	GD14627	29	Coupler, 2"
3	---	-	---
4	*D15792-04	4	Hose, 2" x 36", (Push And Pull Row Units)
5	*D15792-05	2	Hose, 2" x 38" (Push Row Unit)
6	*D15792-06	12	Hose, 2" x 42"
7	*D15792-19	12	Hose, 2" x 26"
8	GB0827	16	Vacuum Reducer, 2" to 1 3/4"
9	*D15792-23	1	Hose, 2" x 34" (Pull Row Unit)
10	GD17052	-	Vacuum Plug
11	GD15792-18	-	Vacuum Hose, 2" x 50'

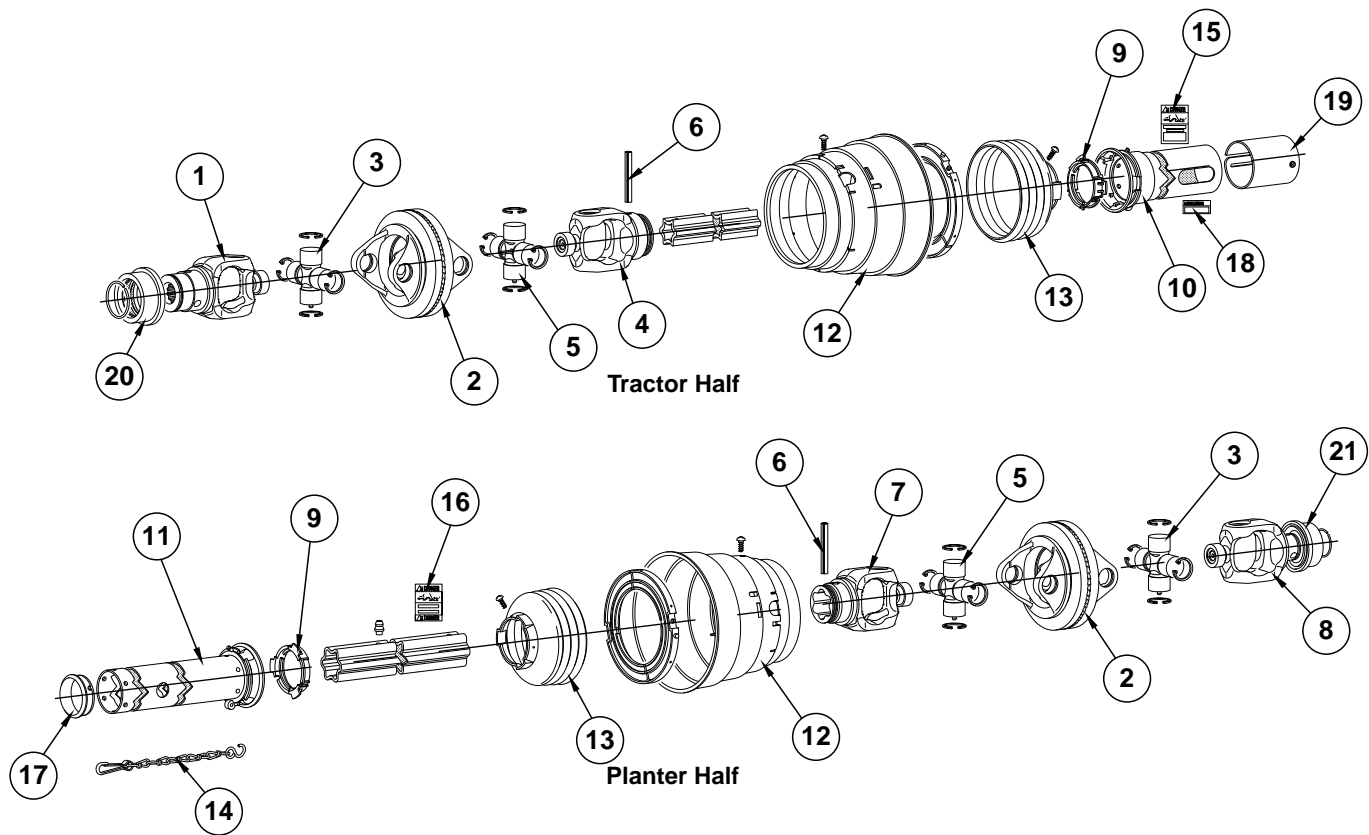
\*Hose not stocked by Kinze repair parts, but is available in bulk (GD15792-18).

(IP1070)



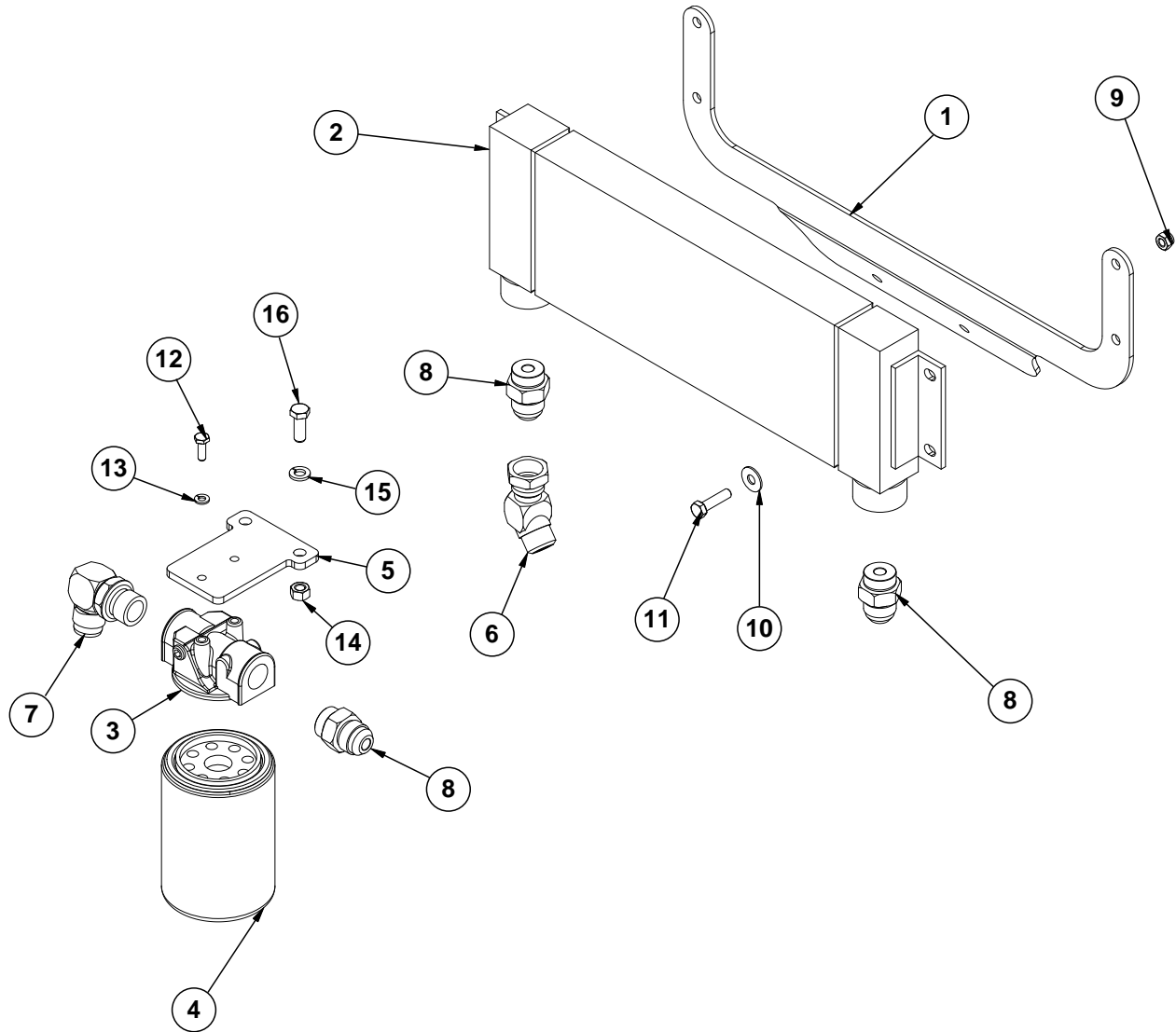


ITEM	PART NO.	QTY.	DESCRIPTION
1	---	-	<a href="#">See "Digital Vacuum Gauge, Analog Vacuum Gauge, and Vacuum Fan Assembly" on page P59</a>
2	GD15867-04 G11188	2 -	Hose, 5" x 42" T-Bolt Clamp, 5¼"
3	GD18873	2	Vacuum Manifold Flange Gasket
4	GA14195 G10018 G10232	2 4 4	Manifold Flange Hex Head Cap Screw, 5/16"-18 x 5/8" Lock Washer, 5/16"
5	G10017 G10228	4 4	Hex Head Cap Screw, 1/2"-13 x 1 1/2" Lock Washer, 1/2"
6	G6502-06	1	Swivel Elbow, 45°, 9/16"-18 Male JIC To Female
7	G6502-12	1	Swivel Elbow, 45°, 1 1/16"-12 Male JIC To Female
8	G6502-10	1	Swivel Elbow, 45°, 7/8"-14 Male JIC To Female
9	GD19856	1	Fan Mount Tap Block
10	G11335	2	Push-In Lock Plug, 5/16" (Mechanical Only)
11	G11336	8	Push-In Lock Plug, 1/2" (Mechanical Only)



ITEM	PART NO.	QTY.	DESCRIPTION
1	GR2012	1	Yoke, 1¼"-20
2	GR2013	2	Double Yoke
3	GR2014	2	Cross And Bearing Kit
4	GR2015	1	Inboard Yoke
5	GR2016	2	Cross And Bearing Kit
6	GR2017	2	Spring Pin, 10mm x 75mm
7	GR2018	1	Inboard Yoke
8	GR2019	1	Yoke, 1⅜"-21
9	GR1220	2	Bearing Ring
10	GR2020	1	Outer Tube Guard
11	GR2021	1	Inner Tube Guard
12	GR2022	2	CV Guard and Bearing Assembly
13	GR2023	2	Cone Guard
14	GR1221	1	Safety Chain
15	GR1870	1	Outer Decal
16	GR1871	1	Inner Decal
17	GR1872	1	Support Bearing
18	GR2024	1	Lubrication Decal
19	GR1874	1	Cover
20	GR1246	1	Quick Disconnect Kit
21	GR1245	1	Quick Disconnect Kit
A	GA15355		PTO Assembly (Items 1-21)
B	GR1998		Planter Half PTO (Items 2-3, 5-9, 11-14, 16-17, and 21)
C	GR1999		Tractor Half PTO (Items 1-6, 9-10, 12-13, 15, and 18-20)

(IP1065)

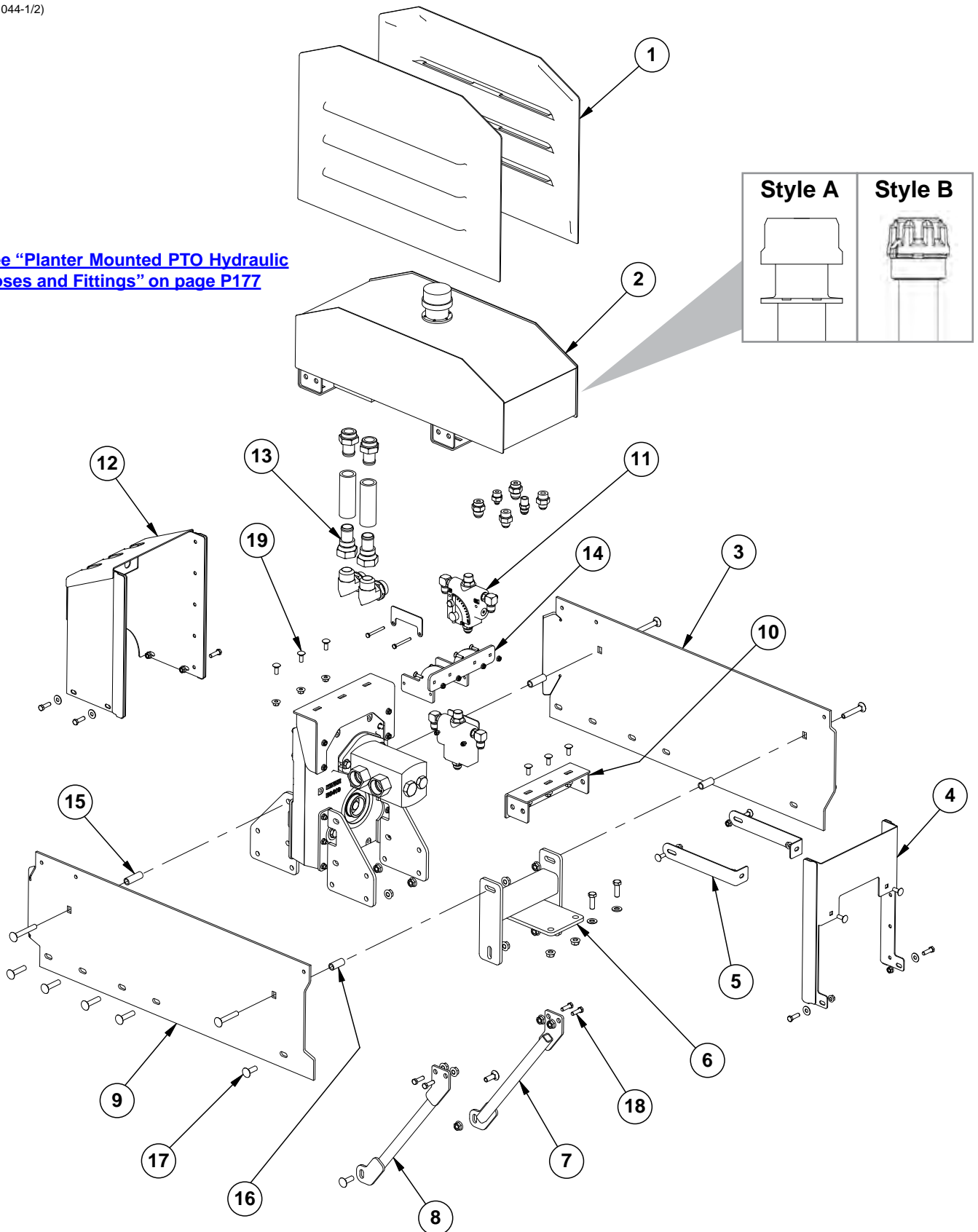


ITEM	PART NO.	QTY.	DESCRIPTION
1	GD16608	1	Bracket
2	GA10917	1	Hydraulic Oil Cooler
3	GD16038	1	Filter Head
4	GD16037	1	Oil Filter, 10 Micron
5	GD18968	1	Oil Filter Mount (Vacuum)
6	G6502-12	1	Swivel Elbow, 45°, 1 <sup>1</sup> / <sub>16</sub> "-12 Male JIC To Female
7	G6801-12	1	Elbow W/O-Ring, 90°, 1 <sup>1</sup> / <sub>16</sub> "-12 Male JIC To O-Ring
8	G6400-12	3	Connector, W/O-Ring, 1 <sup>1</sup> / <sub>16</sub> "-12 Male JIC To O-Ring
9	G10109	4	Lock Nut, 5 <sup>1</sup> / <sub>16</sub> "-18, Grade 8
10	G11386	4	Flat Washer, 5 <sup>1</sup> / <sub>16</sub> " SAE
11	G10171	4	Hex Head Cap Screw, 5 <sup>1</sup> / <sub>16</sub> "-18 x 1 <sup>1</sup> / <sub>4</sub> "
12	G10023	2	Hex Head Cap Screw, 1 <sup>1</sup> / <sub>4</sub> "-20 x 3 <sup>4</sup> / <sub>4</sub> "
13	G10227	2	Lock Washer, 1 <sup>1</sup> / <sub>4</sub> "
14	G10101	2	Hex Nut, 3 <sup>8</sup> / <sub>16</sub> "-16
15	G10229	2	Lock Washer, 3 <sup>8</sup> / <sub>16</sub> "
16	G10001	2	Hex Head Cap Screw, 3 <sup>8</sup> / <sub>16</sub> "-16 x 1"

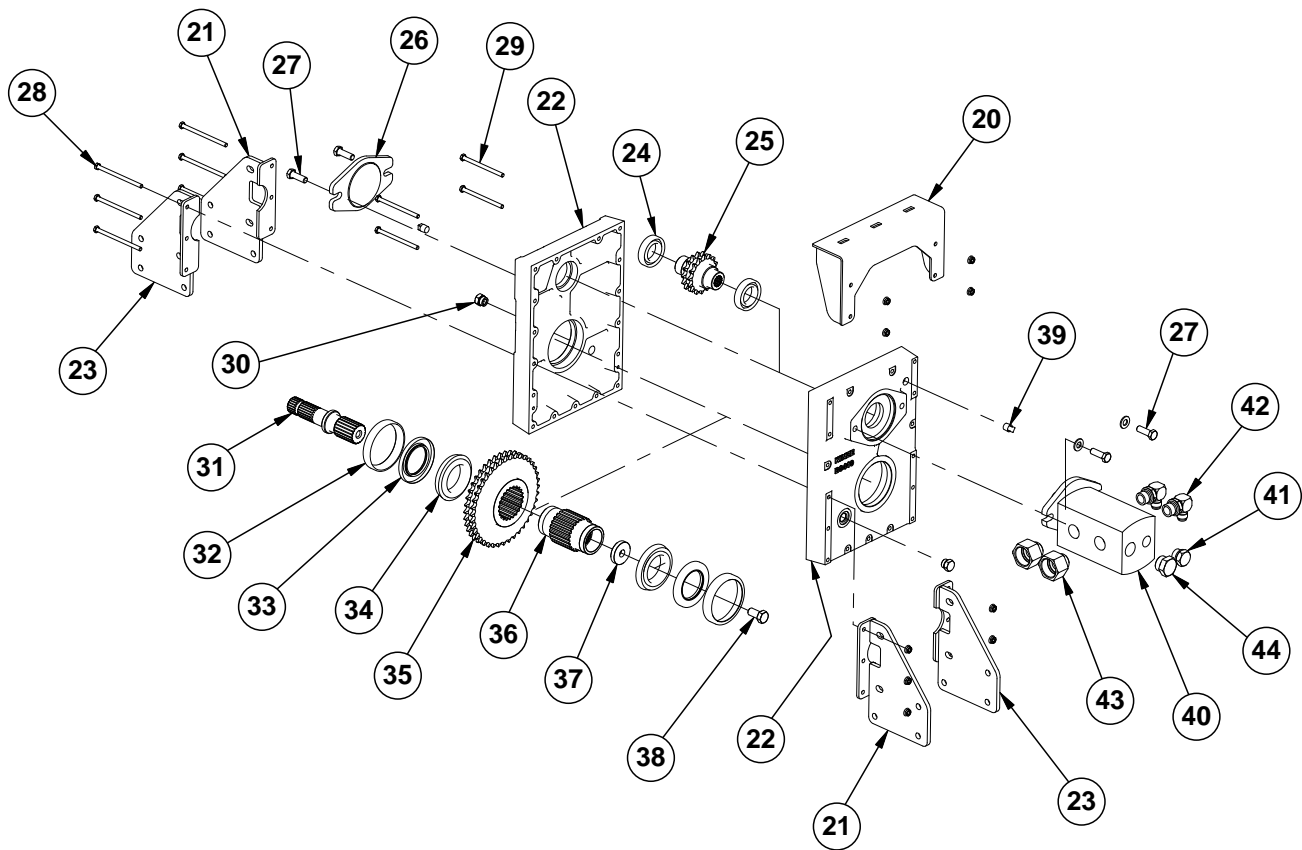
**This page left blank intentionally.**

(IP1044-1/2)

[See "Planter Mounted PTO Hydraulic Hoses and Fittings" on page P177](#)



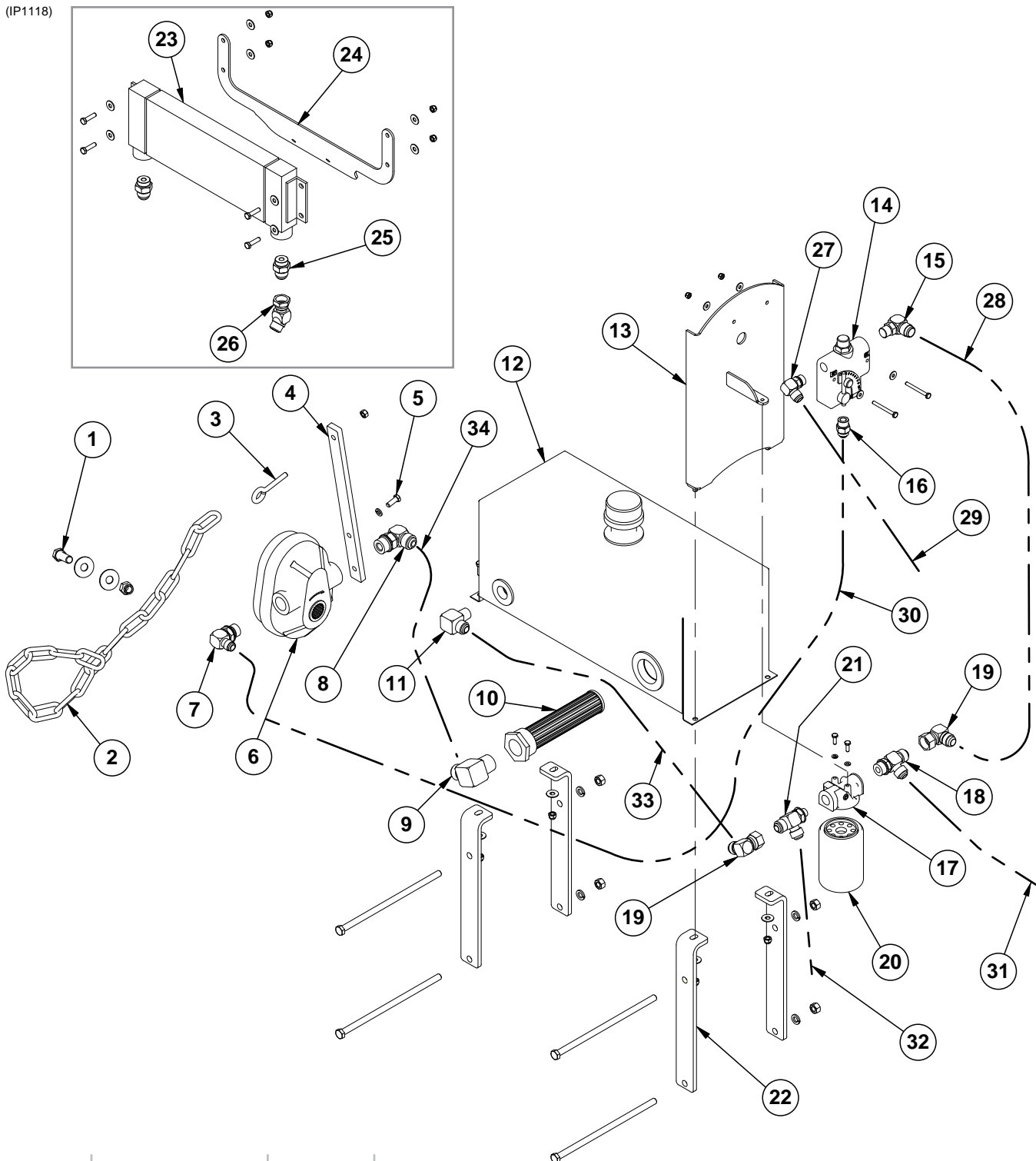
Continued on the next page.



ITEM	PART NO.	QTY.	DESCRIPTION
1	GD19497	2	PTO Cover
2	GA13428	1	Hydraulic Tank Assembly
	GR1834	-	Raised Filler Breather, Style A
	GR2218	-	Breather Cap, Style B
3	GD19513	1	R.H. Rub Bar
	G10801	4	Carriage Bolt, 1/2"-13 x 2 1/4"
	G10071	4	Serrated Flange Nut, 1/2"-13
4	GA13688	1	Rear Cover Support
	G10004	4	Hex Head Cap Screw, 3/8"-16 x 1 1/4"
	G11387	2	Flat Washer, 3/8" SAE
	G10622	2	Serrated Flange Nut, 3/8"-16
5	GD19504	2	Rear Cover Bracket
	G10305	2	Carriage Bolt, 3/8"-16 x 1"
	G10622	2	Serrated Flange Nut, 3/8"-16
6	GA13433	1	Rub Bar Mount
	G10017	2	Hex Head Cap Screw, 1/2"-13 x 1 1/2"
	G11389	2	Flat Washer, 1/2" Plated SAE
	G10071	2	Serrated Flange Nut, 1/2"-13
7	GA13360	1	R.H. PTO Tank Support
	G10636	1	Carriage Bolt, 1/2"-13 x 1 1/2"
	G10071	1	Serrated Flange Nut, 1/2"-13
8	GA13359	1	L.H. PTO Tank Support
	G10636	1	Carriage Bolt, 1/2"-13 x 1 1/2"
	G10071	1	Serrated Flange Nut, 1/2"-13
9	GD19512	1	L.H. Rub Bar
	G10801	4	Carriage Bolt, 1/2"-13 x 2 1/4"
	G10071	4	Serrated Flange Nut, 1/2"-13
10	GA13436	1	Rear Tank Mount
	G10305	3	Carriage Bolt, 3/8"-16 x 1"
	G11091	3	Serrated Flange Nut, 3/8"-16

ITEM	PART NO.	QTY.	DESCRIPTION
11	GA10918	2	<a href="#">See "Flow Control Valve" on page P169</a>
	GD20009	2	ID Plate
	G10403	4	Hex Head Cap Screw, ¼"-20 x 2½"
	G10110	4	Lock Nut, ¼"-20, Grade B
12	GA13687	1	Front PTO Cover
	G10004	4	Hex Head Cap Screw, ⅜"-16 x 1¼"
	G11387	4	Flat Washer, ⅜" SAE
	G10622	4	Serrated Flange Nut, ⅜"-18
13	GD19493	2	Swivel Hose Barb, 1⅝" - 12 JIC x 1¼"
	GD19498-01	2	Hose, 1¼" x 5"
	G11316	4	T-Bolt, 1¾"
	GD19492	2	Hose Barb W/O-Ring, 1⅝"-12 JIC x 1¼"
14	GA13553	1	Bracket
	G10316	4	Carriage Bolt, ¼"-20 x 1"
	G10621	4	Serrated Flange Nut, ¼"-20
15	GD10538-13	2	Sleeve, ¾ O.D. x 2¼"
	G10844	2	Carriage Bolt, ½"-13 x 3½"
	G10071	2	Serrated Flange Nut, ½"-13
16	GD10538-09	2	Sleeve, ¾" O.D. x 1¾"
	G10314	2	Carriage Bolt, ⅝"-18 x ¾"
	G10071	2	Serrated Flange Nut, ½"-13
17	G10636	2	Carriage Bolt, ½"-13 x 1½"
	G10071	2	Serrated Flange Nut, ½"-13
18	G10004	4	Hex Head Cap Screw, ⅜"-16 x 1¼"
	G10622	4	Serrated Flange Nut, ⅜"-16
19	G10305	3	Carriage Bolt, ⅜"-16 x 1"
	G11091	3	Serrated Flange Nut, ⅜"-16
20	GA13435	1	Front Tank Mount
21	GA13675	2	PTO Mount Bracket
22	GR1901	2	Main Housing
23	GA13674	2	PTO Mount Bracket
24	GR1908	2	Ball Bearing
25	GR1904	1	Sprocket, 16 Tooth, #50
	GR1905	1	Double Roller Chain, 50 Pitches
26	GB0421	1	Hydraulic Chain Case Cap
	GD19429	-	Chain Case Cap
27	G10017	2	Hex Head Cap Screw, ½"-13 x 1½"
	G11389	2	Flat Washer, ½" Plated SAE
28	G10764	6	Hex Head Cap Screw, ⅝"-18 x 5"
	G10620	6	Serrated Flange Nut, ⅝"-18
29	G10661	4	Hex Head Cap Screw, ⅝" x 4½"
	G10620	4	Serrated Flange Nut, ⅝"-18
30	G6408-08	2	Plug W/O-Ring, ¾"-16 O-Ring
	GR1037	-	O-Ring
31	GD19288	1	PTO/Chain Box Shaft
32	GR1907	2	Tapered Roller Cup
33	GR1909	2	Seal
34	GR1906	2	Tapered Roller Cone
35	GR1903	1	Sprocket, 40 Tooth
36	GR1902	1	Hollow Input Shaft
37	GD19516	1	Washer, ⅜"
38	G11018	1	Hex Head Cap Screw, ⅝"-18 x 1¼"
39	G10121	2	Plug, ⅜" NPT
40	GA13490	1	<a href="#">See "Hydraulic Pump" on page P172</a>
41	G6408-12	1	Plug W/O-Ring, 1⅛"-12 O-Ring
42	G6801-10-12	2	Elbow W/O-Ring, 90°, ⅞"-14 Male JIC To 1⅛"-12 O-Ring
43	G6410-16-20	2	Adapter W/O-Ring, 1⅝"-12 x 1⅝"
44	G6408-16	1	Plug W/O-Ring, 1⅝"-12
A	GA13543	-	Chain Case Assembly (Items 22, 24-39)
B	G9310X	-	High Capacity PTO Pump Package, Includes: (2) Fittings, (1) High Capacity Pump

(IP1118)



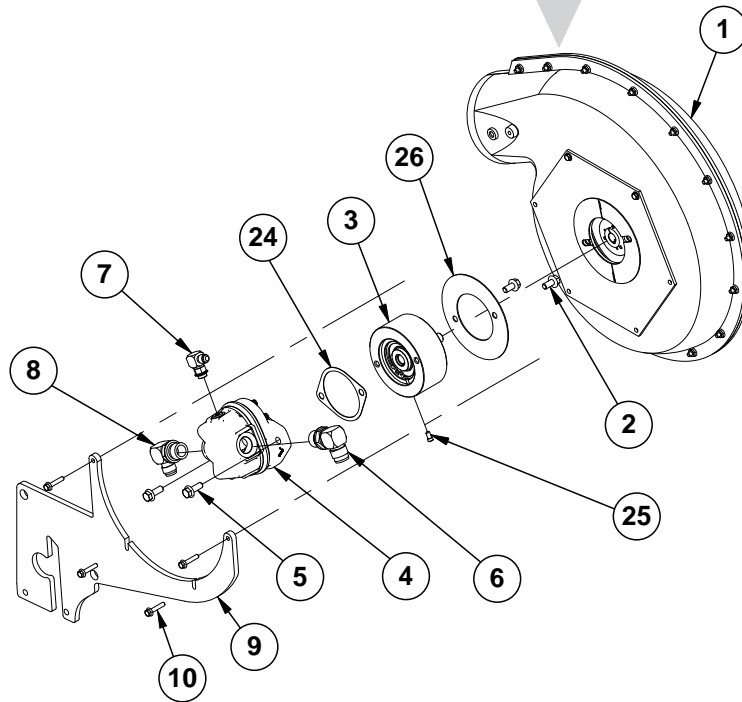
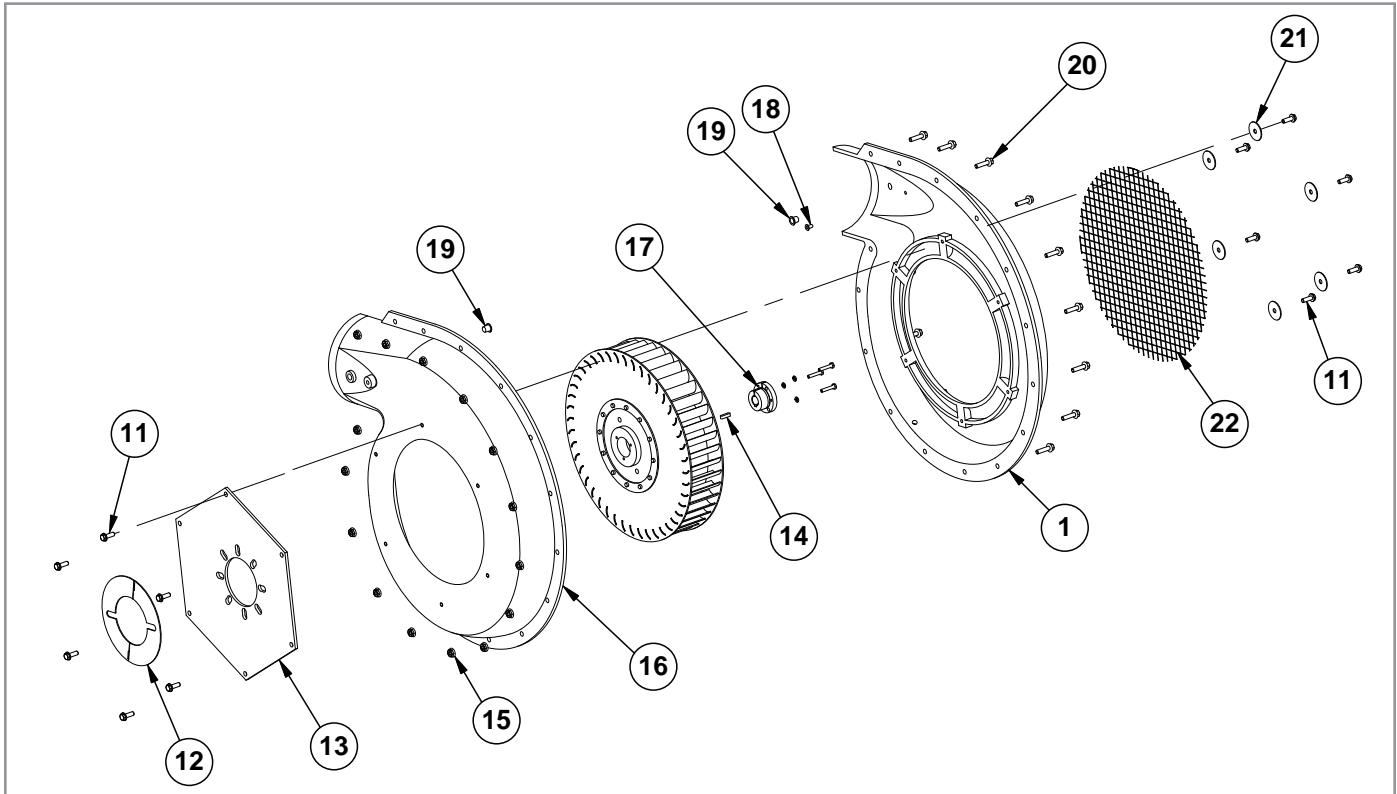
ITEM	PART NO.	QTY.	DESCRIPTION
1	G10005	1	Hex Head Cap Screw, 5/8"-11 x 1 3/4"
	G11391	2	Flat Washer, 5/8" SAE
	G10107	1	Lock Nut, 5/8"-11
2	G3302-09	1	Coil Chain, No. 9/0, 17 Links
3	GD16035	1	Eyebolt, 3/8"-16 x 4"
	G10101	1	Hex Nut, 3/8"-16
4	GD16036	1	Anti-Rotation Bracket



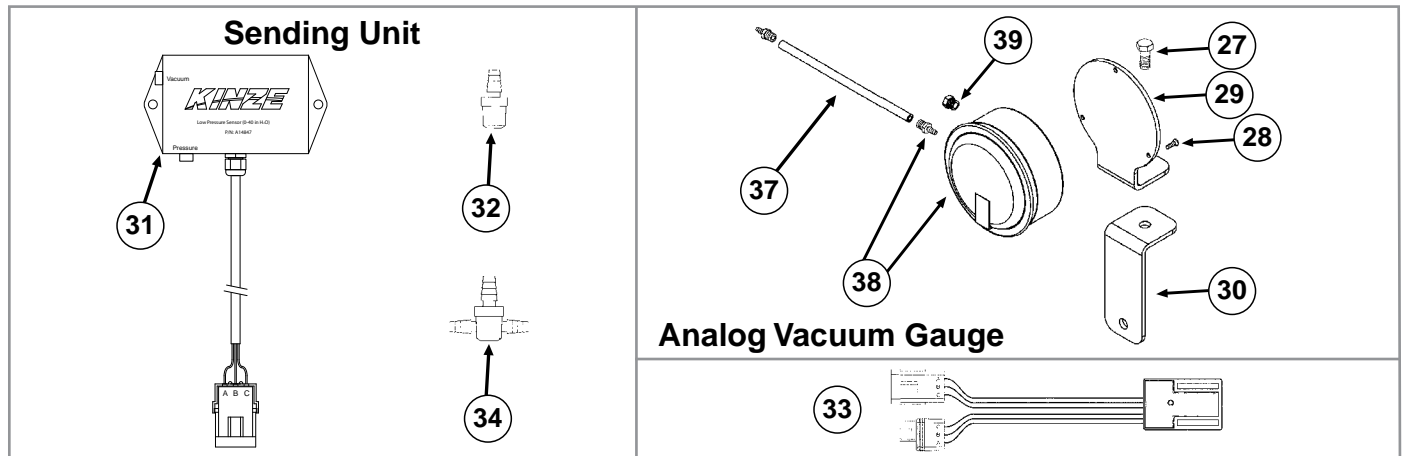
ITEM	PART NO.	QTY.	DESCRIPTION
5	G10001	2	Hex Head Cap Screw, 3/8"-16 x 1"
	G10229	2	Lock Washer, 3/8"
6	GA10919	1	PTO Pump (1 3/8" Spline)
	GA14446	-	PTO Pump (1 3/8" or 1 3/4" Spline)
	GR2025	-	Seal Kit
7	G6801-10-12	1	Elbow W/O-Ring, 90°, 7/8"-14 Male JIC To 1 1/16"-12 O-Ring
8	G6801-16	1	Elbow W/O-Ring, 90°, 1 5/16"-12 Female JIC To O-Ring (1 3/8" Spline)
	G6801-16-20	-	Elbow W/O-Ring, 90°, 1 5/16"-12 Femal JIC to O-Ring (1 3/8" or 1 3/4" Spline)
	GR1786	-	O-Ring
9	G2501-16-20	1	Elbow, 90°, 1 5/16" Male JIC To 1 1/4" NPT
10	GD16040	1	Strainer
11	G2501-12-16	1	Elbow, 90°, 1 1/16"-12 Male JIC To 1" NPT
12	GA12802	1	Reservoir W/Breather, 10 Gallon
	GR1834	-	Breather
13	GA11523	1	Mounting Bracket
14	GA10918	1	Flow Control Valve
	G10403	2	Hex Head Cap Screw, 1/4"-20 x 2 1/2"
	G11385	4	Flat Washer, 1/4" SAE
	G10110	2	Lock Nut, 1/4"-20, Grade B
15	G6801-12-10	1	Elbow W/O-Ring, 90°. 1 1/16"-12 Male JIC To 7/8"-14 O-Ring
	GR1466	-	O-Ring
16	G6400-10	1	Connector W/O-Ring, 7/8"-14 Male JIC To O-Ring
	GR1466	-	O-Ring
17	GD16038	1	Filter Head
	G10227	2	Lock Washer, 1/4"
	G10023	2	Hex Head Cap Screw, 1/4"-20 x 3/4"
18	G6804-12	1	Adjustable Tee W/O-Ring, 1 1/16"-12 Male JIC To O-Ring
19	G6500-12	2	Swivel Elbow, 90°, 1 1/16"-12 Male JIC To Female
20	GD16037	1	Oil Filter, 10 Micron
21	G6804-12-12-8	1	Adjustable Tee W/O-Ring, 1 1/16"-12 Male JIC To 1 1/16"-12 Male O-Ring To 3/4"-16
22	GD16644	4	Bracket, 14 1/2", 16 Row
	G11158	4	Hex Head Cap Screw, 1/2"-13 x 1 1/2"
	G10228	4	Lock Washer, 1/2"
	G11387	4	Flat Washer, 3/8" SAE
	G10108	4	Lock Nut, 3/8"-16
	G10102	4	Hex Nut, 1/2"-13
23	GA10917	1	Hydraulic Oil Cooler
24	GD16608	1	Bracket
	G11386	8	Flat Washer, 5/16" SAE
	G10171	4	Hex Head Cap Screw, 5/16"-18 x 1 1/4"
	G10109	4	Lock Nut, 5/16"-18, Grade 8
25	G6400-12	2	Connector, W/O-Ring, 1 1/16"-12 Male JIC To O-Ring
	GR1467	-	O-Ring
26	G6502-12	1	Swivel Elbow, 45°, 1 1/16"-12 Male JIC To Female
27	G6801-10	1	Elbow W/O-Ring, 90°, 7/8"-14 Male JIC To O-Ring
	GR1466	-	O-Ring
28	*A3351	1	Hose Assembly, 3/4" x 20"
29	*A12721	1	Hose Assembly, 1/2" x 224", 12 Row
	*A12740	-	Hose Assembly, 1/2" x 284", 16 Row
30	*A1464	1	Hose Assembly, 1/2" x 72"
31	*A12906	1	Hose Assembly, 3/4" x 216", 12 Row
	A3398	-	Hose Assembly, 3/4" x 274", 16 Row
32	*A12079	1	Hose Assembly, 3/8" x 214", 12 Row
	*A12072	-	Hose Assembly, 3/8" x 274", 16 Row
33	*A3371	1	Hose Assembly, 3/4 x 25"
34	*A6201	1	Hose Assembly, 1" x 72"

\* Hydraulic hose is not stocked by Kinze Repair Parts, but can be made available on a special order basis. Call for quote.

(IP1086)

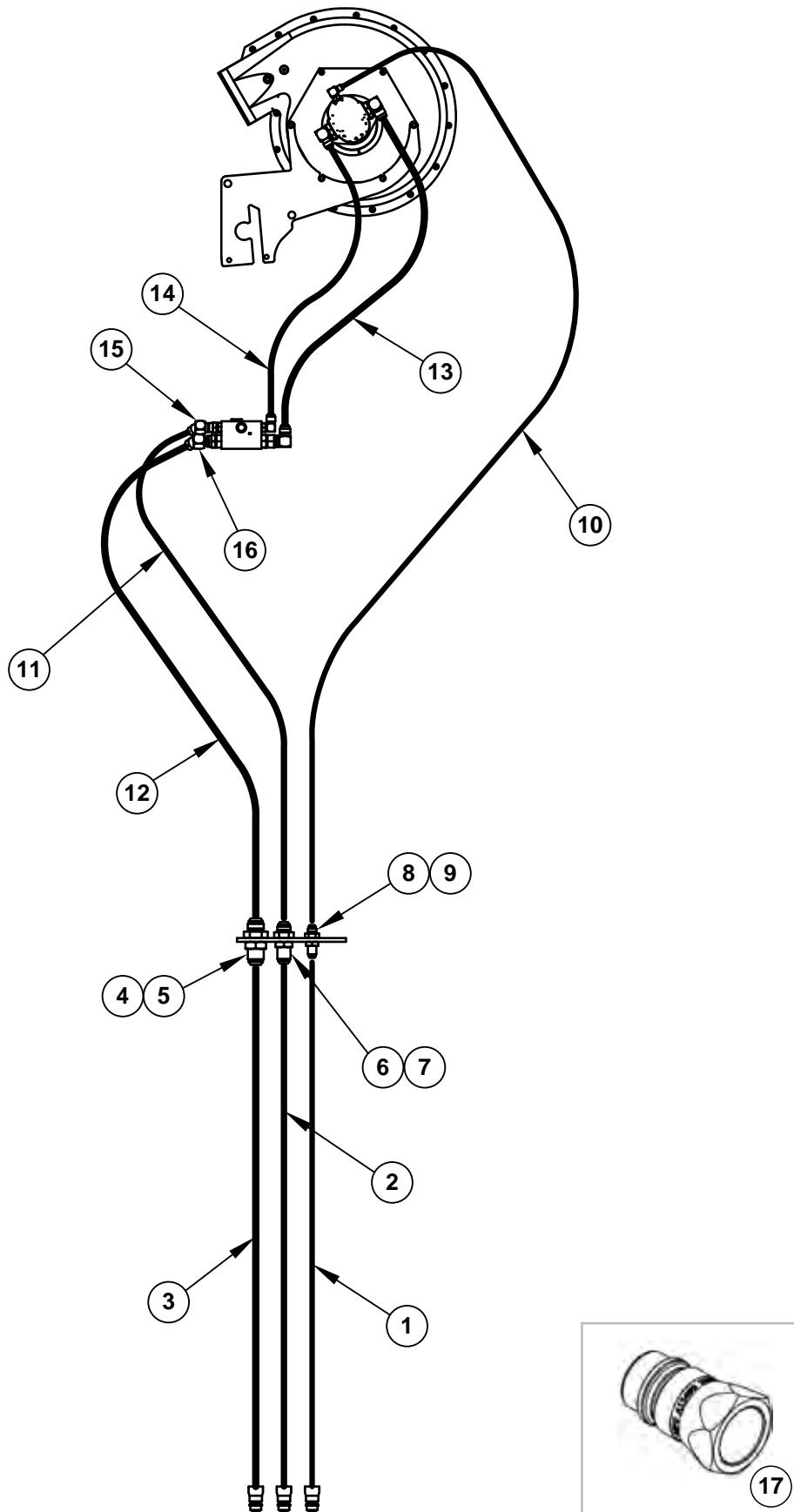


ITEM	PART NO.	QTY.	DESCRIPTION
1	GR1965	1	Non-Flanged Outer Case
2	G11123	2	Hex Serrated Flange Cap Screw, 3/8"-16 x 3/4"
3	GA15452	1	Overhung Load Adapter
4	GA14574	1	Hydraulic Motor
	GR1960	-	Hydraulic Motor Seal Kit



ITEM	PART NO.	QTY.	DESCRIPTION
5	G11124	2	Hex Serrated Flange Cap Screw, 3/8"-16 x 1"
6	G6801-12 GR1467	1 -	Elbow W/O-Ring, 90°, 1 1/16"-12 Male JIC To O-Ring
7	G6801-06 GR1045	1 -	Elbow W/O-Ring, 90°, 3/16"-18 Male JIC To O-Ring
8	G6801-10-12	1	Elbow W/O-Ring, 90°, 7/8"-14 Male JIC To 1 1/16"-12 O-Ring
9	GD19517	1	Bulk Fill Fan Mount
10	G11337	4	Hex Serrated Flange Cap Screw, 1/4"-20 x 1 1/4"
11	G10988	12	Hex Non-Serrated Flange Cap Screw, 1/4"-20 x 3/4"
12	GR1968	1	Cover Plate
13	GR1969	1	Backing Plate
14	GD21300	1	Key Stock 3/16" x 3/4"
15	G10621	15	Serrated Flange Nut, 1/4"-20
16	GR1966	1	Non-Flanged Inner Case
17	GR1961	1	Bushing, 5/8"
18	GR1978	1	Plastic Plug, 1/4"
19	GR1979	2	Plastic Plug, 7/16"
20	G11409	15	Hex Serrated Flanged Cap Screw, 1/4"-20 x 1"
21	GR1977	6	Fender Washer, 1/4"
22	GR1967	1	Screen
23	GR2000	1	Hydraulic Motor Key
24	GD30882	1	2-Bolt Mount Gasket
25	GD31305	1	Plug
26	GD25644	1	Cover Plate
27	G10001	1	Hex Head Cap Screw, 3/8"-16 x 1"
	G10108	1	Lock Nut, 3/8"-16
28	G11215	3	Hex Socket Head Cap Screw, No. 6-32 x 3/8", Grade 8
29	GD15804	1	Mount
30	GD15803	1	Support
31	GA14847	1	Low Pressure Sensor (0-40 IN H <sub>2</sub> O)
	GD17151-20	-	Nylon Tubing, 1/4" O.D. x 10'
	GA9964	-	Strain Relief
	GR1736	1	Hose Barb, 1/8" Male NPT To Barb
32	GA12812	-	Hall Effect Adapter
33	GD21278	1	Reducing Tee, 3/16" x 1/8"
34	GR2109	1	Impeller
35	G11518	3	Hex Head Machine Screw, #10-24 x 1"
	G10243	3	Washer, No. 10 SAE
36	GD15849-02	1	Clear Plastic Tubing, 5/16" O.D. x 3/16" I.D. x 120"
37	GA21406	1	Analog Vacuum Gauge W/Hose Barb
	GR1777	-	Hose Barb, 1/8" Male NPT To 3/16" Barb
38	GA10799	1	Breather, 1/8" Male NPT
A	GA14572	-	Bulk Fill Fan (Non-Flanged) (Items 1, 11-13, 15, 16, 18-22, and 35)
B	GR2179	-	Motor Seal Kit (Shaft)

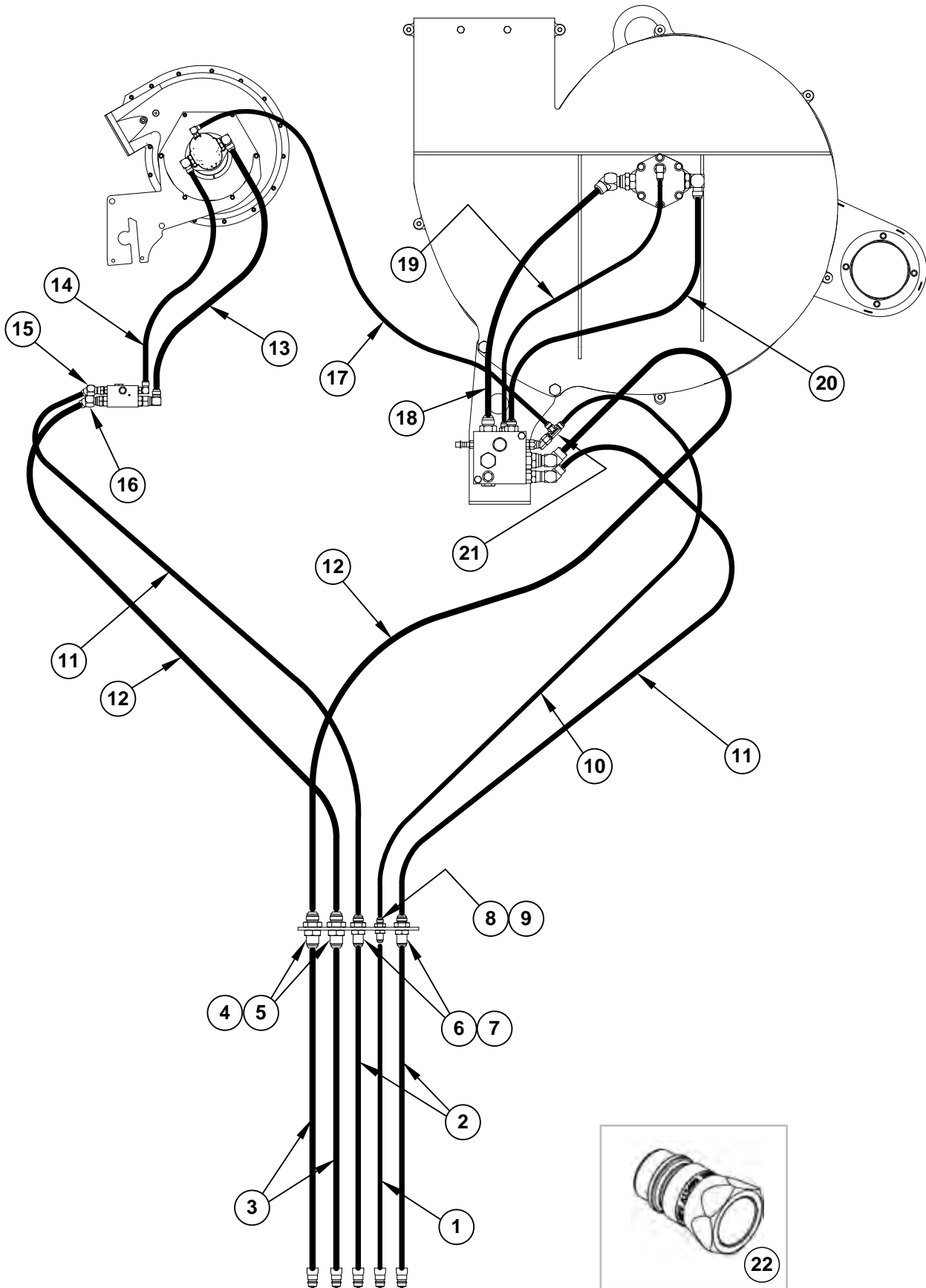
(IP1090)



ITEM	PART NO.	QTY.	DESCRIPTION
1	*A12098	1	Hose Assembly, 3/8" x 286", 12 Row
	*A12099	-	Hose Assembly, 3/8" x 346", 16 Row
2	*A12744	1	Hose Assembly, 1/2" x 286", 12 Row
	*A12738	-	Hose Assembly, 1/2" x 346", 16 Row
3	*A12922	1	Hose Assembly, 3/4" x 286", 12 Row
	*A12911	-	Hose Assembly, 3/4" x 346", 16 Row
4	G2700-12	1	Bulkhead Tube Union, 1 1/16"-12 Male JIC
5	G306-12	1	Lock Nut, 1 1/16"-12
6	G2700-10	1	Bulkhead Tube Union, 7/8"-14 Male JIC
7	G306-10	1	Lock Nut, 7/8"-14
8	G2700-06-06	1	Bulkhead Tube Union, 9/16"-18 Male JIC
9	G306-06	1	Lock Nut, 9/16"-18
10	*A12097	1	Hose Assembly, 3/8" x 246"
11	*A12715	1	Hose Assembly, 1/2" x 242"
12	*A12910	1	Hose Assembly, 3/4" x 242"
13	*A3365	1	Hose Assembly, 3/4" x 35"
14	*A1424	1	Hose Assembly, 1/2" x 30"
15	G6502-10	1	Swivel Elbow, 45°, 7/8"-14 Male JIC To Female
16	G6502-12	1	Swivel Elbow, 45°, 1 1/16"-12 Male JIC To Female
17	GA15499	-	Special Pioneer Coupler, Zero Pressure Return
	GD25522	-	Hydraulic Tip Cover

\*Hydraulic hose is not stocked by Kinze Repair Parts, but can be made available on a special order basis. Call for quote.

(IP1297)



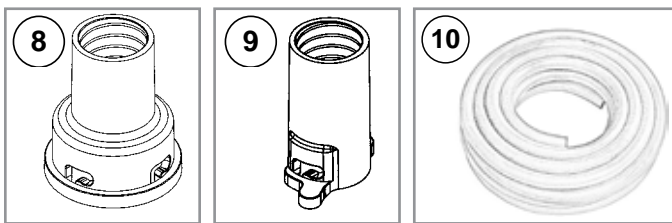
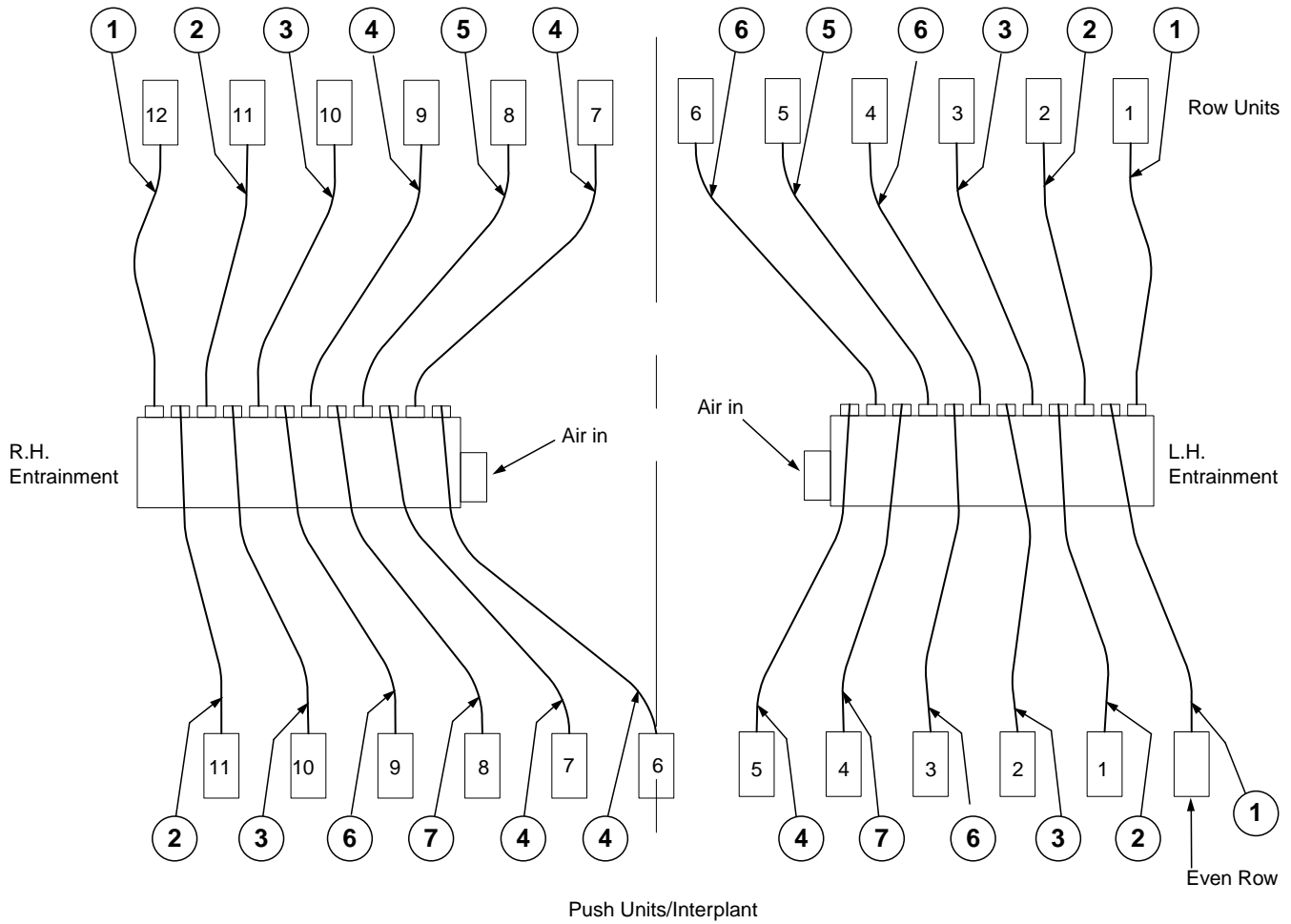
ITEM	PART NO.	QTY.	DESCRIPTION
1	*A12098	1	Hose Assembly, 3/8" x 286", 12 Row
	*A12099	-	Hose Assembly, 3/8" x 346", 16 Row
2	*A12744	2	Hose Assembly, 1/2" x 286", 12 Row
	*A12738	-	Hose Assembly, 1/2" x 346", 16 Row
3	*A12922	2	Hose Assembly, 3/4" x 286", 12 Row
	*A12911	-	Hose Assembly, 3/4" x 346", 16 Row
4	G2700-12	2	Bulkhead Tube Union, 1 1/16"-12 Male JIC
5	G306-12	2	Lock Nut, 1 1/16"-12
6	G2700-10	2	Bulkhead Tube Union, 7/8"-14 Male JIC
7	G306-10	2	Lock Nut, 7/8"-14
8	G2700-06-06	1	Bulkhead Tube Union, 9/16"-18 Male JIC
9	G306-06	1	Lock Nut, 9/16"-18
10	*A12097	1	Hose Assembly, 3/8" x 246"
11	*A12715	2	Hose Assembly, 1/2" x 242"
12	*A12910	2	Hose Assembly, 3/4" x 242"
13	*A3365	1	Hose Assembly, 3/4" x 35"
14	*A1424	1	Hose Assembly, 1/2" x 30"
15	G6502-10	1	Swivel Elbow, 45°, 7/8"-14 Male JIC To Female
16	G6502-12	1	Swivel Elbow, 45°, 1 1/16"-12 Male JIC To Female
17	*A12014	1	Hose Assembly, 3/8" x 34"
18	*A3381	1	Hose Assembly, 3/4" x 26"
19	*A12002	1	Hose Assembly, 3/8" x 32"
20	*A12736	1	Hose Assembly, 1/2" x 32"
21	G6602-06	1	Swivel Tee, 9/16"-18 JIC
22	GA15499	-	Special Pioneer Coupler, Zero Pressure Return
	GD25522	-	Hydraulic Tip Cover

\*Hydraulic hose is not stocked by Kinze Repair Parts, but can be made available on a special order basis. Call for quote.

IP1128

R.H. Rear of Machine

L.H. Rear of Machine



ITEM	PART NO.	QTY.	DESCRIPTION
1	*A13802	3	Hose Assembly, 1¼" x 161"
2	*A13803	4	Hose Assembly, 1¼" x 133"
3	*A13804	4	Hose Assembly, 1¼" x 101"
4	*A13805	6	Hose Assembly, 1¼" x 71"
5	*A13806	2	Hose Assembly, 1¼" x 62"
6	*A13807	3	Hose Assembly, 1¼" x 82"
7	*A13808	2	Hose Assembly, 1¼" x 93"
8	GB0425	-	Dissipator Quick Coupler
9	GB0429	-	Seed Entrainer Quick Coupler
10	GR1947	-	Bulk Fill Hose, 1" I.D. x 1¼" O.D. x 100'

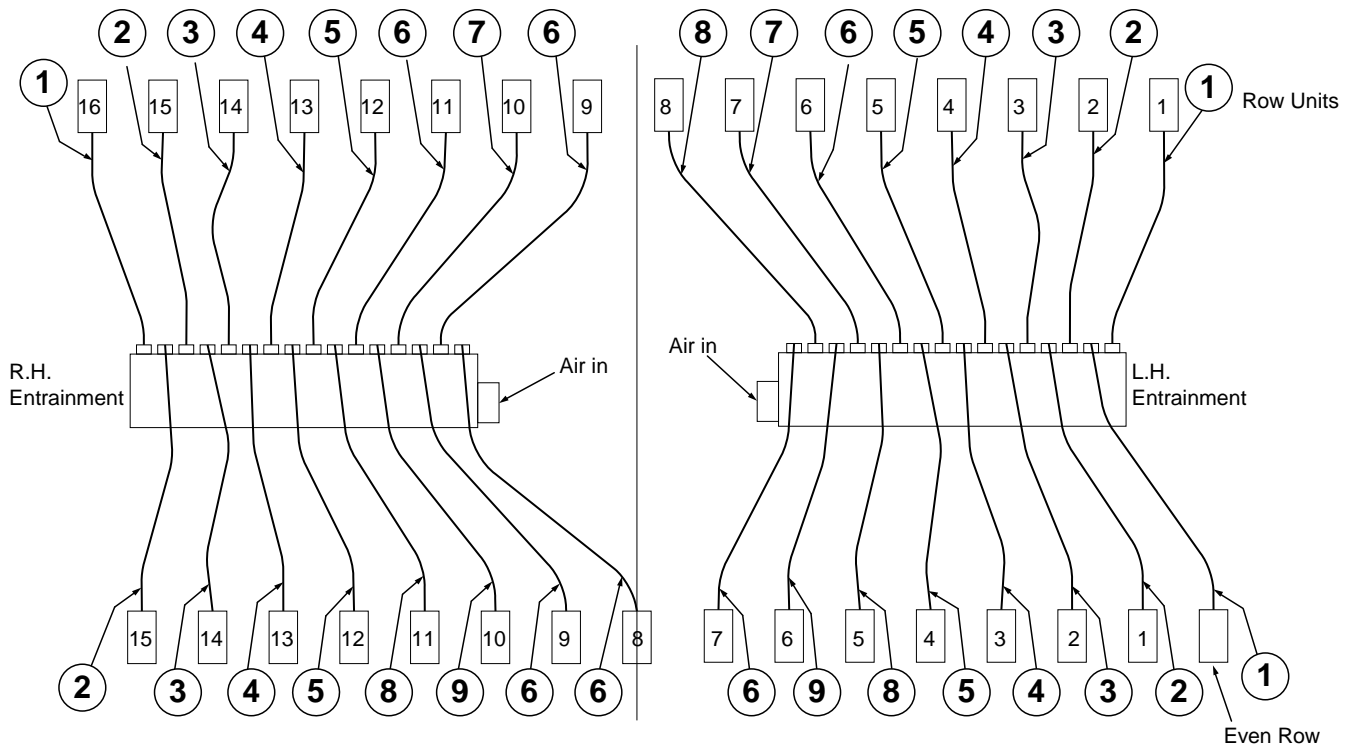
\*Hose not stocked by Kinze repair parts, but is available in bulk (GR1947).



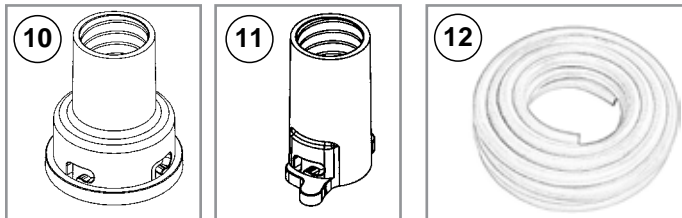
IP1127

R.H. Rear of Machine

L.H. Rear of Machine



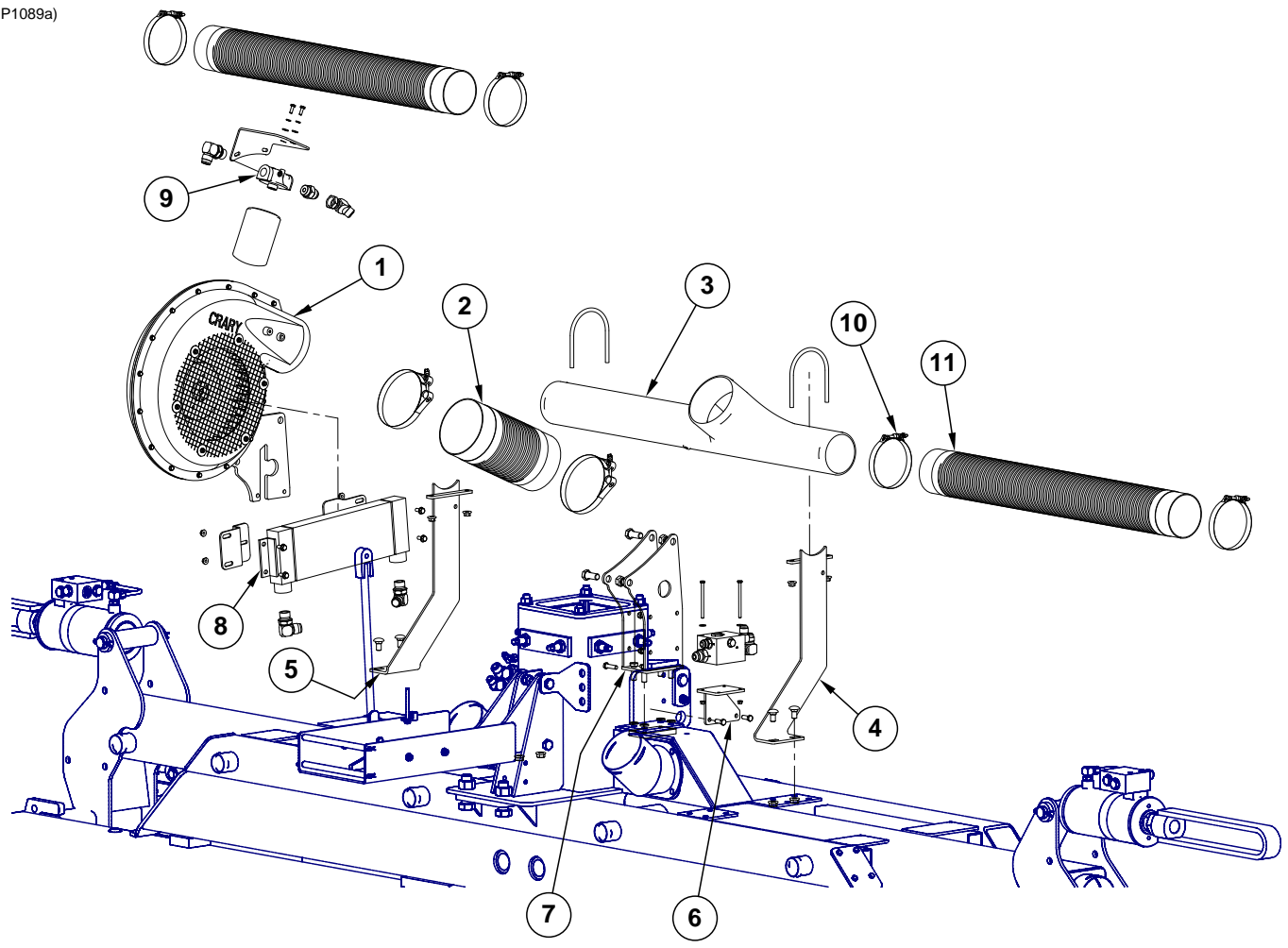
Push Units/Interplant



ITEM	PART NO.	QTY.	DESCRIPTION
1	*A13800	-	Hose Assembly, 1 1/4" x 218"
2	*A13801	-	Hose Assembly, 1 1/4" x 192"
3	*A13802	-	Hose Assembly, 1 1/4" x 161"
4	*A13803	-	Hose Assembly, 1 1/4" x 133"
5	*A13804	-	Hose Assembly, 1 1/4" x 101"
6	*A13805	-	Hose Assembly, 1 1/4" x 71"
7	*A13806	-	Hose Assembly, 1 1/4" x 62"
8	*A13807	-	Hose Assembly, 1 1/4" x 82"
9	*A13808	-	Hose Assembly, 1 1/4" x 93"
10	GB0425	-	Dissipator Quick Coupler
11	GB0429	-	Seed Entrainment Quick Coupler
12	GR1947	-	Bulk Fill Hose, 1" I.D. x 1 1/4" O.D. x 100'

\*Hose not stocked by Kinze repair parts, but is available in bulk (GR1947).

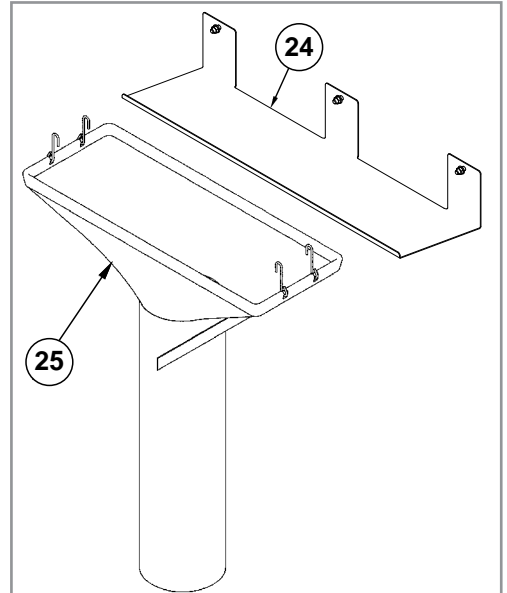
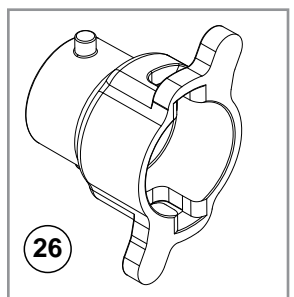
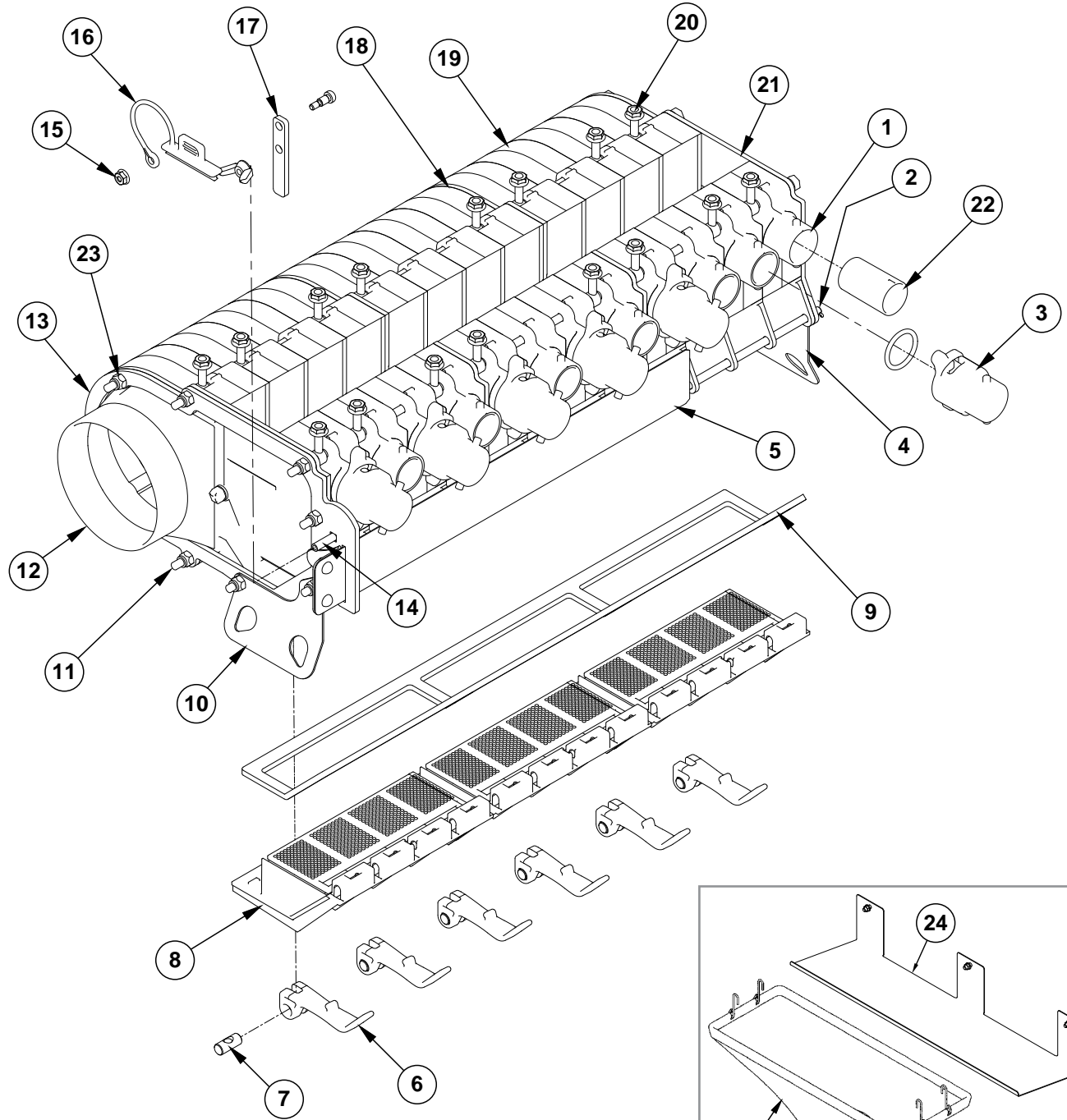
(IP1089a)



ITEM	PART NO.	QTY.	DESCRIPTION
1	---	-	<a href="#">See "Bulk Fill Fan Assembly" on page P75</a>
2	GD19658-01	1	Hose, 6" x 12"
	G11142	2	T-Bolt Clamp 6¼"
3	GB0448	1	Bulk Fill Manifold
	GR1777	1	Hose Barb, ⅛" Male NPT To ⅜" Barb
4	GA13776	1	Bulk Fill Manifold Bracket
	GD19639	1	U-Bolt, 4½" x ⅜"-16
	G11091	2	Serrated Flange Nut, ⅜"-16
	G10390	2	Carriage Bolt, ½"-13 x 1"
	G10071	2	Serrated Flange Nut, ½"-13
5	GA13777	1	Bulk Fill Manifold Bracket
	GD19639	1	U-Bolt, 4½" x ⅜"-16
	G11091	2	Serrated Flange Nut, ⅜"-16
	G10390	2	Carriage Bolt, ½"-13 x 1"
	G10071	2	Serrated Flange Nut, ½"-13
6	GD19696	1	Bulk Fill Block Mount
	---	-	<a href="#">See "Bulk Fill Valve Block" on page P167</a>
	G11135	2	Hex Head Cap Screw, ¼"-20 X 3¾"
	G11385	2	Flat Washer, ¼" SAE
	G10621	2	Serrated Flange Nut, ¼"-20
	G10108	4	Lock Nut, ⅜"-16
	G10001	2	Hex Head Cap Screw, ⅜"-16 x 1"
7	GA13631	1	Vacuum Fan Mount
	G10017	4	Hex Head Cap Screw, ½"-13 x 1½"
	G10228	4	Lock Washer, ½"
	GD19856	1	Fan Mount Tap Block
	G10007	2	Hex Head Cap Screw, ⅝"-11 x 1½"
	G10107	2	Lock Nut, ⅝"-11
	G10003	2	Hex Head Cap Screw, ⅜"-16 x 1½"
8	GA10917	1	Hydraulic Oil Cooler
	GD19225	2	Cooler Mount Bracket
	G6801-12	3	Elbow W/O-Ring, 90°, 1⅛"-12 Male JIC To O-Ring
	G10961	4	Flanged Whiz Lock Screw, ⅝"-18 x ¾", No Serration
	G10620	4	Serrated Flange Nut, ⅝"-18
9	GD16038	1	Filter Head
	GD19129	1	Oil Filter Mount
	GD16037	1	Oil Filter, 10 Micron
	G6400-12	1	Connector, W/O-Ring, 1⅛"-12 Male JIC To O-Ring
	GR1467	-	O-Ring
	G6502-12	1	Swivel Elbow, 45°, 1⅛"-12 Male JIC To Female
	G10023	2	Hex Head Cap Screw, ¼"-20 x ¾"
	G10227	2	Lock Washer, ¼"
	G11385	2	Flat Washer, ¼" SAE
10	G11188	4	T-Bolt Clamp, 5¼"
11	GD19659-01	2	Black Hose, 4½" I.D. x 39"

(IP1124)

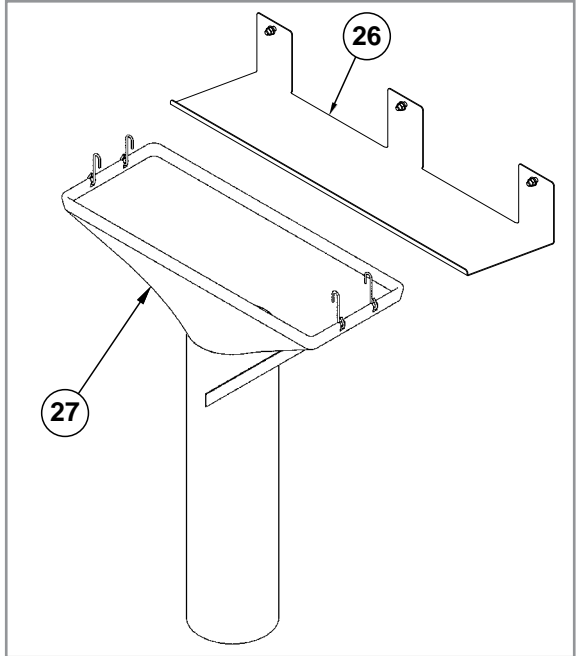
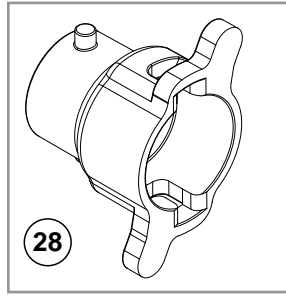
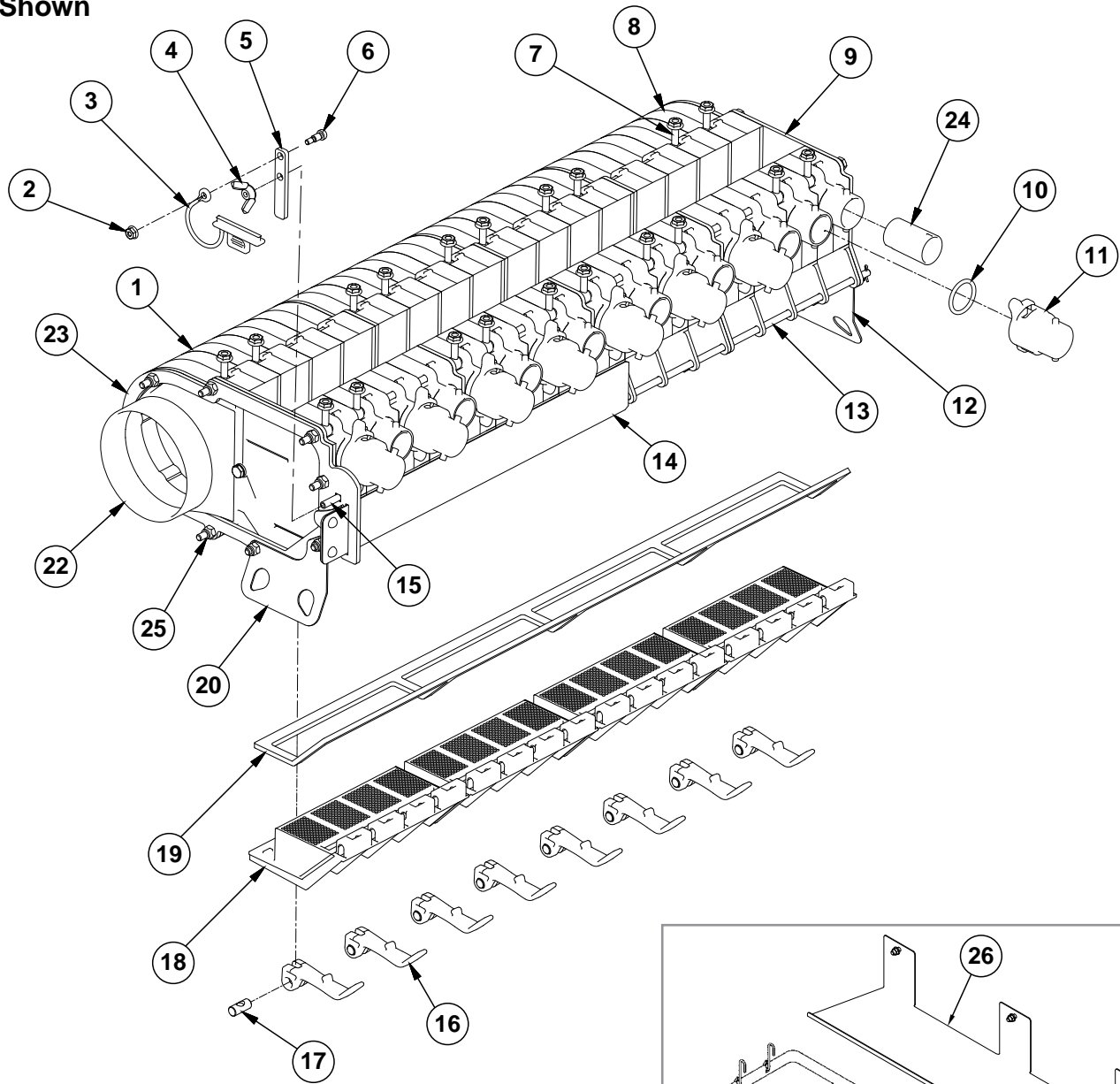
R.H. Shown



ITEM	PART NO.	QTY.	DESCRIPTION
1	GB0433	3	Bulk Fill Seed Entrainer Door Section
2	GD19854	1	Bulk Fill Cleanout Door Hinge Rod, 12 Row
	G10455	2	Cotter Pin, 1/16" x 1/2"
3	GB0431	6	Bulk Fill Small Cap (If Applicable)
	GD19508	6	Small O-Ring
4	GD31306	1	Bulk Fill Chute Hanger, R.H.
5	GA14942	1	Bulk Fill Shutoff Door
6	GB0501	6	Latch Handle
	GD19864	6	Eye Bolt, 1/4"-20 x 1.83"
7	GD21080	6	Cam Nut, 1/4"-20
8	GB0502	3	Bulk Fill Cleanout Door
9	GD19863	1	Bulk Fill Cleanout Door Gasket, 12 Row
10	GD31307	1	Bulk Fill Chute Hanger, L.H.
11	GD19852	10	Hex Head Cap Screw, 1/4"-20 x 22"
	G11328	11	Washer, 1/4"
	G10103	21	Lock Nut, 1/4"-20, Grade B
12	GB0436	1	Bulk Fill Seed Entrainer Air Inlet, R.H. (Shown)
	GB0435	-	Bulk Fill Seed Entrainer Air Inlet, L.H.
13	GD19635	1	Bulk Fill Retainment Ring
14	G10316	1	Carriage Bolt, 1/4"-20 x 1"
	G11464	1	Wing Nut, 1/4"-20
15	G10992	1	Serrated Flange Nut, No. 10-24
	G11332	1	Hex Socket Head Set Screw, 1/4" x No. 10-24 x 3/8"
	G11302	1	Hex Nut, 1/4"-20
16	GB0444	2	Bulk Fill Shutoff Door Plug
17	GD19695	1	Bulk Fill Slide Latch
18	GD19665	2	Bulk Fill Spacer Plate
19	GB0427	9	Bulk Fill Seed Entrainer
20	GD19865	16	Eye Bolt, 1/4"-20 x 1.47"
	G10621	16	Serrated Flange Nut, 1/4"-20
21	GB0434	1	Bulk Fill Seed Entrainer End Cap
22	GB0438	12	Air Orifice By-Pass
23	G11320	10	Lock Nut, 1/4"-20, Grade B
24	GD19808	1	Cleanout Chute Storage Bracket
	G10001	3	Hex Head Cap Screw, 3/8"-16 x 1"
	G10622	3	Serrated Flange Nut, 3/8"-16
25	GA14822	1	Cleanout Chute
26	GB0430	-	Bulk Fill Large Cap
A	GA14004	-	Bulk Fill Entrainer Assembly, R.H. (Shown) (Items 1-23)
B	GA14005	-	Bulk Fill Entrainer Assembly, L.H. (Items 1-23)

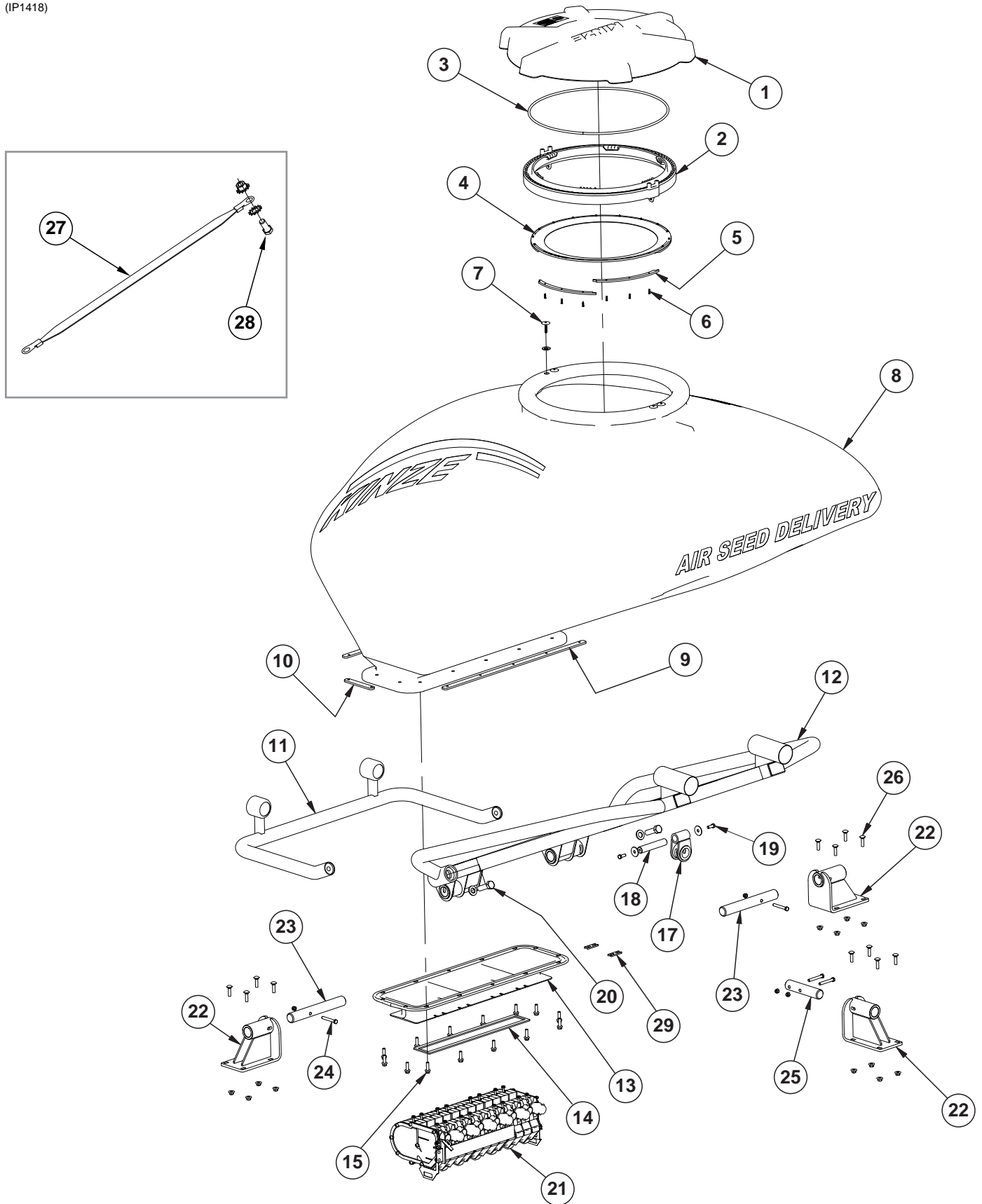
(IP1095)

R.H. Shown



ITEM	PART NO.	QTY.	DESCRIPTION
1	GB0427	12	Bulk Fill Seed Entrainer
	GD19665	3	Bulk Fill Spacer Plate
2	G10992	1	Serrated Flange Nut, No. 10-24
3	GB0444	2	Bulk Fill Shutoff Door Plug
4	G11464	1	Wing Nut, ¼"-20
5	GD19695	1	Bulk Fill Slide Latch
6	G11332	1	Hex Socket Head Set Screw, ¼" x No. 10-24 x ¾"
7	GD19865	20	Eye Bolt, ¼"-20 x 1.47"
	G10621	20	Serrated Flange Nut, ¼"-20
8	GB0433	4	Bulk Fill Seed Entrainer Door Section
9	GB0434	1	Bulk Fill Seed Entrainer End Cap
10	GD19508	8	Small O-Ring
11	GB0431	8	Bulk Fill Small Cap (If Applicable)
12	GD31306	1	Bulk Fill Chute Hanger, R.H.
13	GD19609	1	Bulk Fill Cleanout Door Hinge Rod
	G10455	2	Cotter Pin, ⅛" x ½"
14	GA14942	1	Bulk Fill Shutoff Door
15	G10316	1	Carriage Bolt, ¼"-20 x 1"
	GD19864	8	Eye Bolt, ¼"-20 x 1.83"
16	GB0501	8	Latch Handle
17	GD21080	8	Cam Nut, ¼"-20
18	GB0502	4	Bulk Fill Cleanout Door
19	GD19619	1	Bulk Fill Cleanout Door Gasket
20	GD31307	1	Bulk Fill Chute Hanger, L.H.
21	G10103	21	Lock Nut, ¼"-20, Grade B
	GD19614	10	Hex Head Cap Screw, ¼"-20 x 29"
	G11328	11	Washer, ¼"
22	GB0436	1	Bulk Fill Seed Entrainer Air Inlet, R.H. (Shown)
	GB0435	1	Bulk Fill Seed Entrainer Air Inlet, L.H.
23	GD19635	1	Bulk Fill Retainment Ring
24	GB0438	16	Air Orifice By-Pass
25	G11320	10	Lock Nut, ¼"-20, Grade B
26	GD19808	1	Cleanout Chute Storage Bracket
	G10001	3	Hex Head Cap Screw, ⅜"-16 x 1"
	G10622	3	Serrated Flange Nut, ⅜"-16
27	GA14823	1	Cleanout Chute
28	GB0430	-	Bulk Fill Large Cap
A	GA13734	-	Bulk Fill Entrainer Assembly, R.H. (Shown) (Items 1-25)
B	GA13735	-	Bulk Fill Entrainer Assembly, L.H. (Items 1-25)

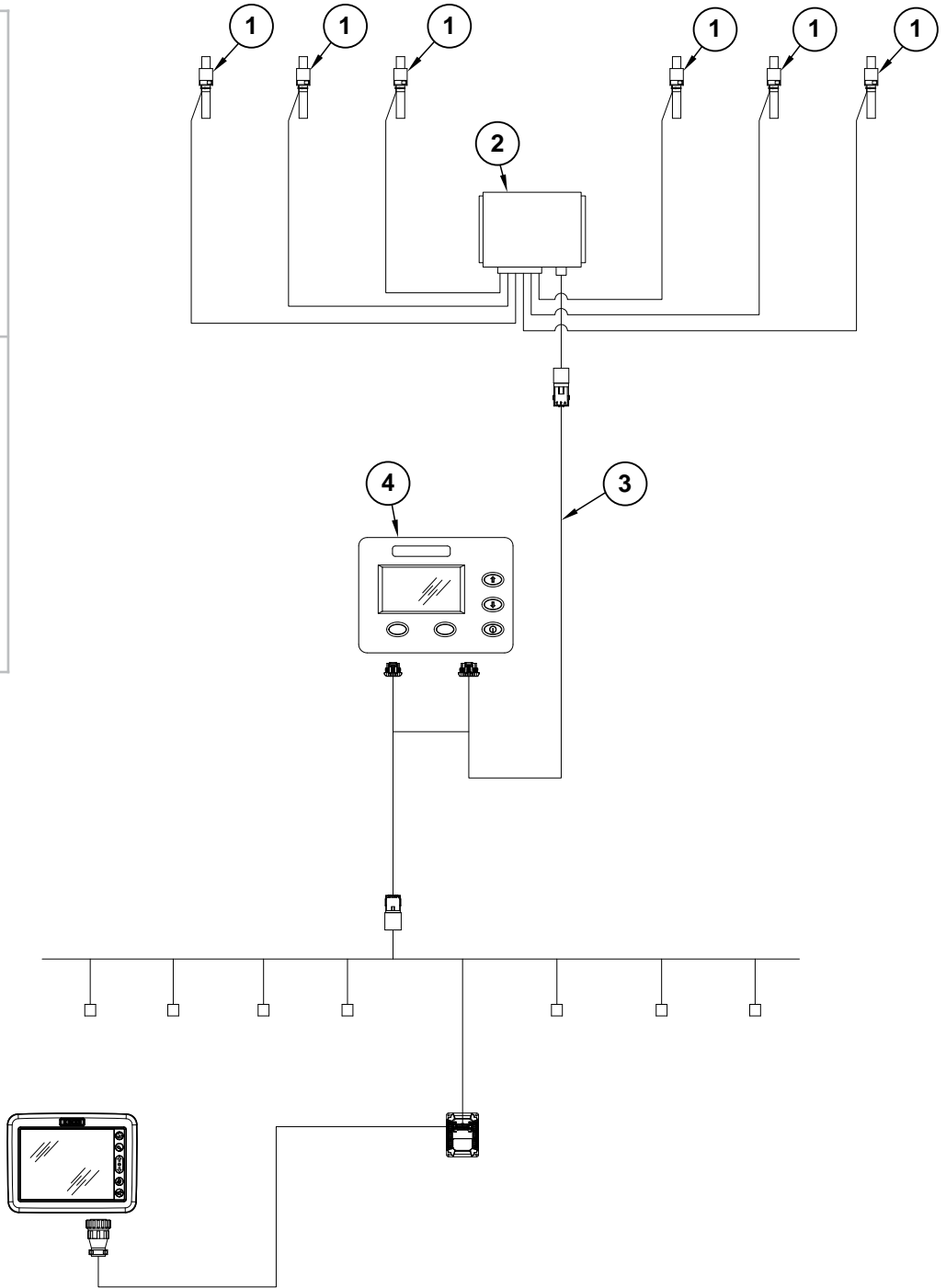
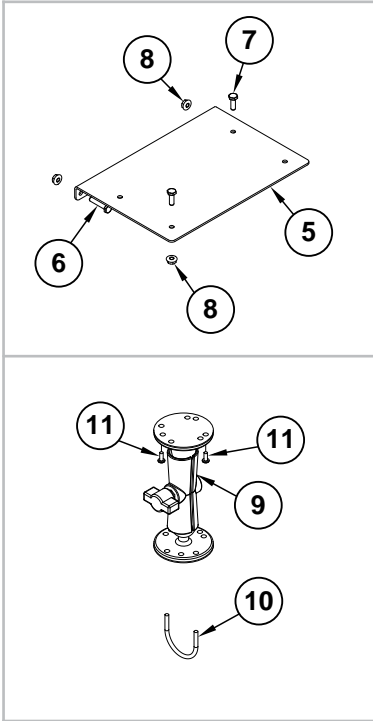
(IP1418)





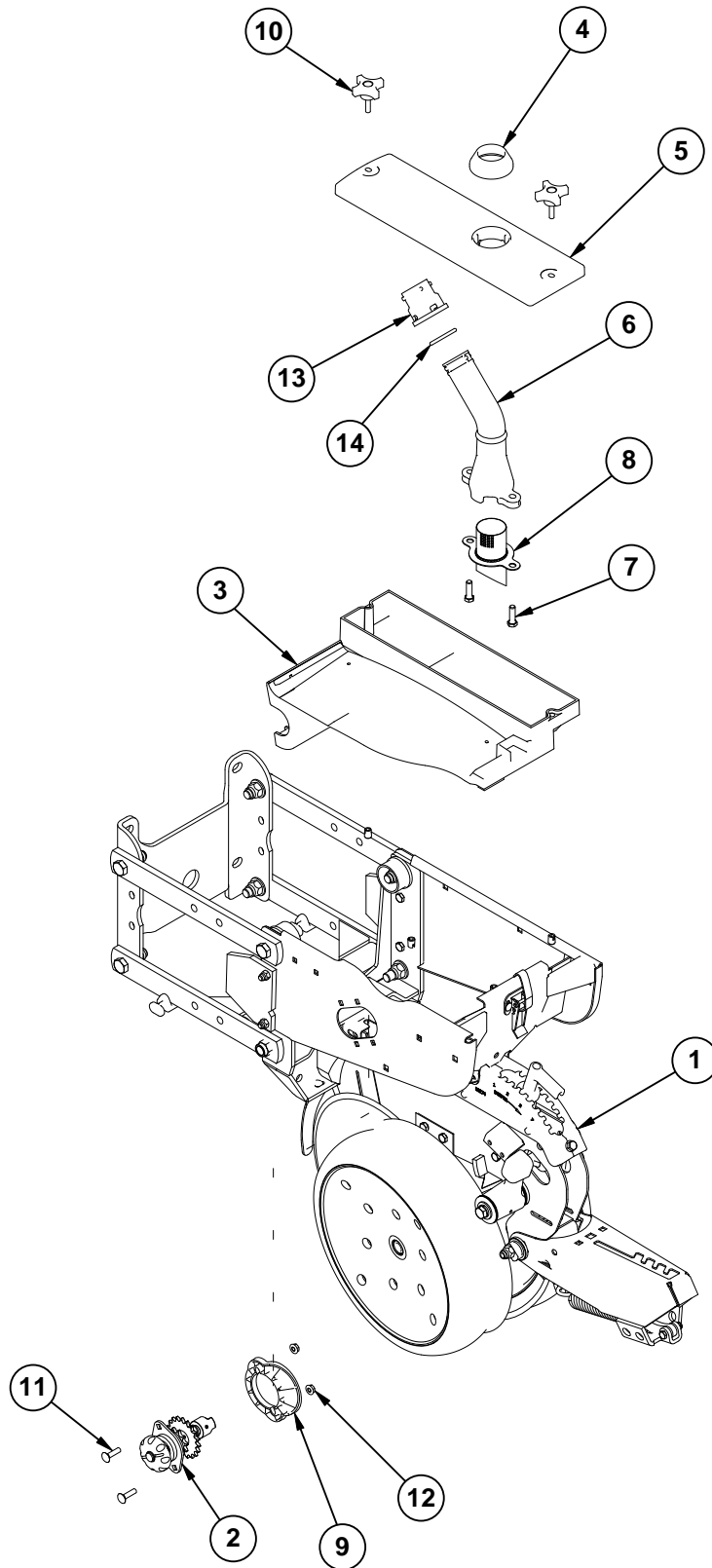
ITEM	PART NO.	QTY.	DESCRIPTION
1	GB0673	1	Bulk Fill Tank Lid
	GD24879-01	-	Rope Tether, 36"
	G11386	-	Flat Washer, 5/16" SAE
2	GB0674	1	Bulk Fill Tank Latch Ring
3	GD24385-01	1	Ribbon Sealer, 66½"
4	GB0675	1	Bulk Fill Tank Lid Seal
5	GD24386	6	Bulk Fill Lid Seal Ring Segment
6	G11522	18	Phillip Pan Head Tapping Screw, #8-18 x 5/8"
7	GD24753	4	Hex Socket Head Machine Screw, ¼"-20 x 1½", Grade 2
	GD24754	4	Foam Seal
8	GD24388	1	Bulk Fill Bulk Seed Tank, 55 Bushel
9	GD20922	2	Entrainer Mount Tap Block, Long
10	GD20923	2	Entrainer Mount Tap Block, Short
11	GA14038	1	Bulk Fill Front Tank Frame
12	GA14037	1	Bulk Fill Rear Tank Frame
13	GB0634	1	Bulk Fill Entrainment Mount, 12 Row
	GB0635	1	Bulk Fill Entrainment Mount, 16 Row
	GD19690-04	1	Ribbon Sealer, 7'
	GD19690-03	1	Ribbon Sealer, 6½'
14	GD19893	1	Bulk Fill Tank Mount Gasket, 12 Row
	GD19620	1	Bulk Fill Tank Mount Gasket, 16 Row
15	G11204	14	Flanged Whiz Lock Screw, 3/8"-16 x 1¼", Serrated
17	GA14040	1	Rear Bulk Fill Tank Mount
18	GD20037	1	Pin, 1" x 5¾"
19	G10001	2	Hex Head Cap Screw, 3/8"-16 x 1"
	G10201	2	Special Washer, 3/8" x 1½" O.D.
20	G10027	2	Hex Head Cap Screw, ¾"-10 x 2½"
	G11392	2	Flat Washer, ¾" SAE
21	---	-	<a href="#">See "Bulk Fill Entrainer Assembly, 12 Row" on page P85</a> <a href="#">See "Bulk Fill Entrainer Assembly, 16 Row" on page P87</a>
22	GA15420	3	Bulk Fill Tank Mount
23	GD20035	2	Pin, 1½" x 11¼"
24	G10325	4	Hex Head Cap Screw, 3/8"-16 x 2¾"
	G10108	4	Lock Nut, 3/8"-16
25	GD20036	1	Pin, 1½" x 7"
26	G10301	12	Carriage Bolt, 3/8"-16 x 1½"
27	GD27607	2	Ground Strap
28	G11204	1	Hex Serrated Flange Cap Screw, 3/8"-16 x 1¼", Grade 5
	G10529	1	External Tooth Lock Washer, 3/8"
	G11249	1	External Tooth Washer, ¼"
	G11528	1	Hex Nut W/External Tooth Washer, ¼"-20
29	GD21308	2	Bolt Holder
A	GA16997	-	Bulk Fill Lid Seal Assembly, (Items 2 and 4-6)

(IP1192)



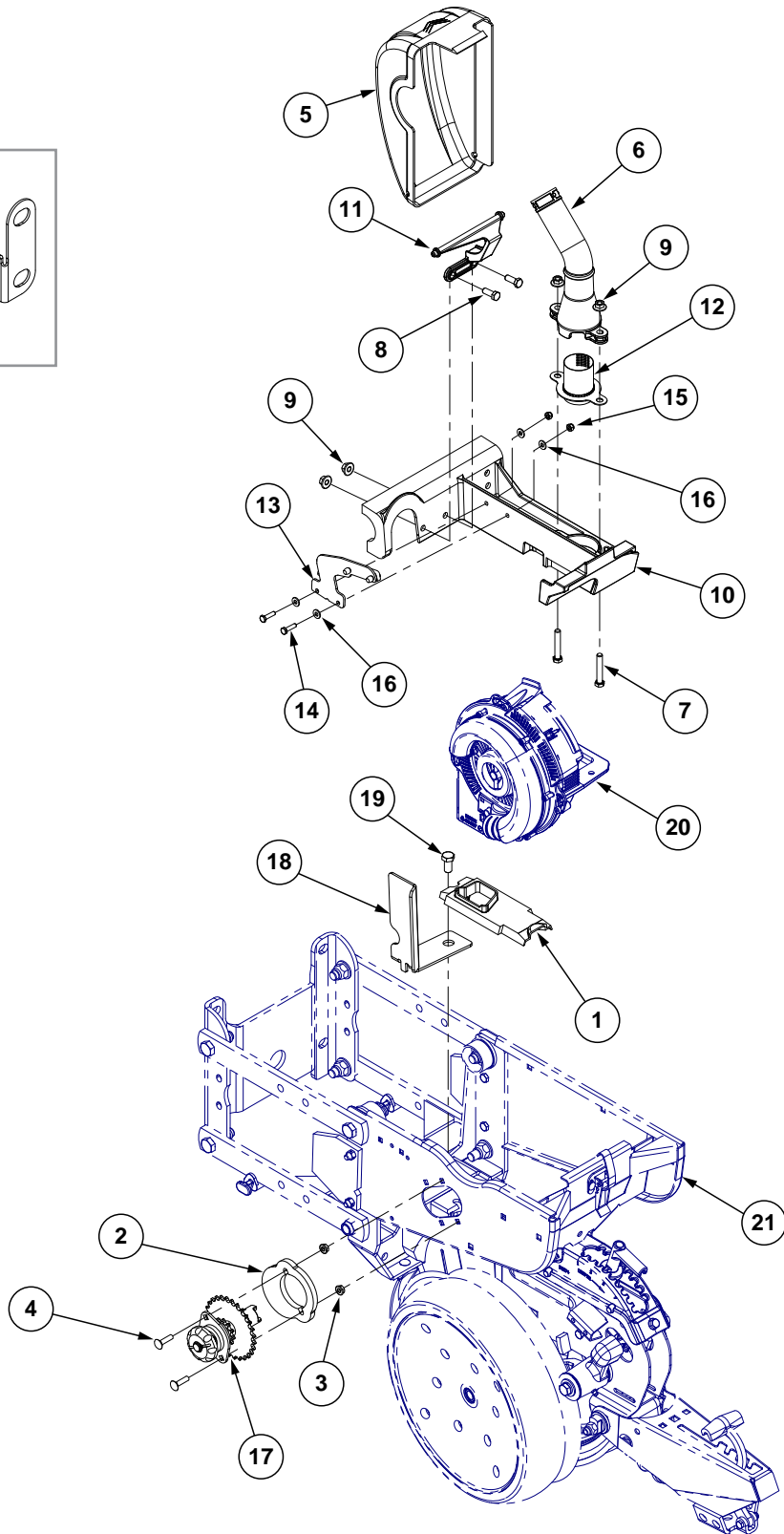
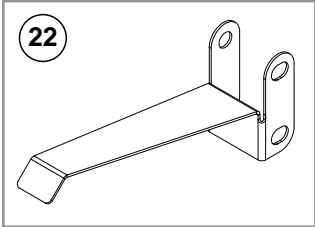
ITEM	PART NO.	QTY.	DESCRIPTION
1	GA14135	6	Load Cell
2	GA14136	1	Scale Module
3	GA14129	1	Power Cable
4	GA14133	1	Bulk Fill Scale Display
5	GD26264	1	Scale Module Mounting
6	G10857	2	Hex Head Cap Screw, ¼"-20 x 1¼"
7	G10023	2	Hex Head Cap Screw, ¼"-20 x ¾"
8	G10621	4	Serrated Flange Nut, ¼"-20
9	GA12403	1	Mounting Bracket Assembly, Includes: (2) Mounting Brackets, (2) Connector Halves, (1) Compression Spring, (1) Tension Knob, (1) ¼"-20 x 1¾" Hex Head Cap Screw, (1) ¼" Plastic Washer, (1) ¼" Steel Washer
10	GD20282	1	U-Bolt, #10-32
	G11284	2	Serrated Flange Nut, #10-32
11	G11216	2	Phillips Pan Head Machine Screw, No. 10-32 x ½", Stainless Steel

(IP1126)



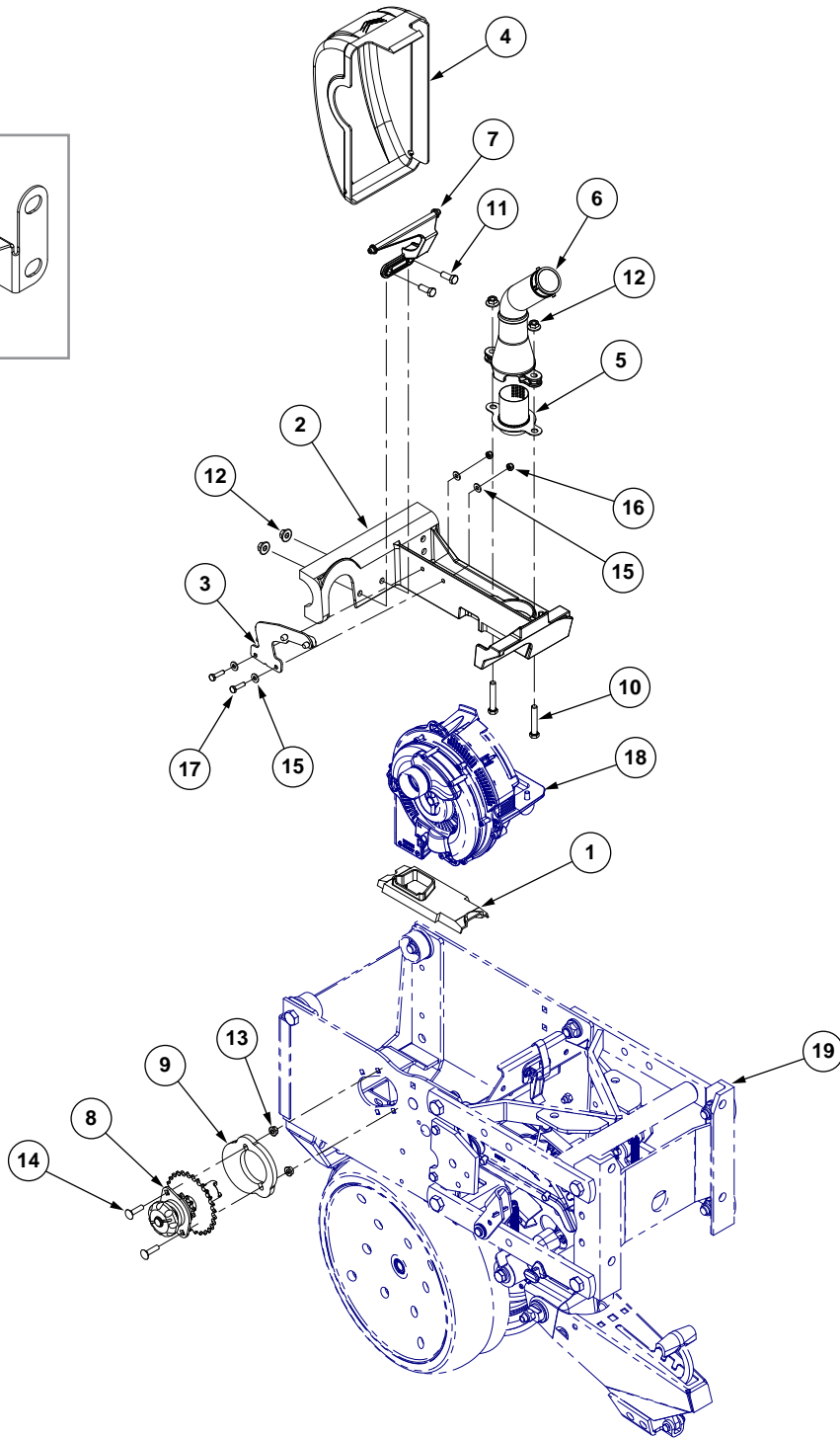
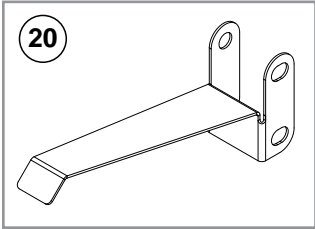
ITEM	PART NO.	QTY. (Per Row)	DESCRIPTION
1	---	-	<a href="#">See "Shank Assembly, Seed Tube, and Depth Adjustment" on page P1</a> <a href="#">See "Parallel Arms, Mounting Support Plate, and Quick Adjustable Down Forces Springs Option" on page P5</a> <a href="#">See "Hopper Support and Meter Drive" on page P19</a>
2	GA10151	1	Seed Meter Clutch Assembly, 11/19 Tooth
3	GA9547 GD12561	1 -	Mini-Hopper Threaded Insert, 5/16"-18
4	GB0446	1	Bulk Fill Mechanical Meter Cover Seal
5	GB0445	1	Bulk Fill Mechanical Meter Cover
6	GB0455	1	Bulk Fill Air Pressure Dissipator
7	G10004	2	Hex Head Cap Screw, 3/8"-16 x 1 1/4"
8	GB0574	1	Air Dissipator Screen
9	GB0331	1	Clutch Adapter Plate
10	GD29339	2	4-Prong Knob
11	G10338	2	Carriage Bolt, 5/16"-18 x 1 1/4"
12	G10620	2	Serrated Flange Nut, 5/16"-18
13	GB0430	1	Bulk Fill Large Cap
14	GD19509	1	O-Ring, Large
A	GA14031	-	Bulk Fill Mechanical Meter Cover Assembly (Items 4-8)

(IP1511)



ITEM	PART NO.	QTY.	DESCRIPTION
1	GB0926	1	Shank Cover
2	GB0331	1	Clutch Adapter Plate
3	G10620	2	Serrated Flange Nut, 5/16"-18
4	G10338	2	Carriage Bolt, 5/16"-18 x 1 1/4"
5	GB0428	1	Meter Cover
6	GB0455	1	Bulk Fill Air Pressure Dissipator
7	G10939	2	Hex Head Cap Screw, 3/8"-16 x 2 1/4"
8	G10001	2	Hex Head Cap Screw, 3/8"-16 x 1"
9	G11091	4	Serrated Flange Nut, 3/8"-16
10	GA17077	1	Meter Mount W/Inserts
	GD16561	-	Threaded Insert, 5/16"-18
11	GB0717	1	Vacuum Meter Cover Hinge
12	GB0901	1	Air Dissipator Screen
13	GA21309	1	Meter Support
14	G10064	2	Hex Head Cap Screw, 1/4"-20 x 1"
15	G10110	2	Lock Nut, 1/4"-20, Grade B
16	G11385	4	Flat Washer, 1/4" SAE
17	GA20640	1	Seed Meter Clutch Assembly, 11/28 Tooth
	G3303-108	-	Chain, No. 41, 108 Pitch Including Connector Link
	G3303-124	-	Chain, No.41, 124 Pitch Including Connector Link (Center 6 Rows)
	GR0196	-	Connector Link, No. 41
18	GD29798	1	Chain Guard
19	G10014	2	Hex Head Cap Screw, 1/2"-13 x 1"
	G10071	2	Serrated Flange Nut, 1/2"-13
20	---	-	<a href="#">See "Vacuum Seed Meter" on page P27</a>
21	-	-	<a href="#">See "Shank Assembly, Seed Tube, and Depth Adjustment" on page P1</a> <a href="#">See "Parallel Arms, Mounting Support Plate, and Quick Adjustable Down Forces, Springs Option" on page P5</a> <a href="#">See "Hopper Support and Meter Drive" on page P19</a>
22	GD29413	-	Seed Tube Bracket

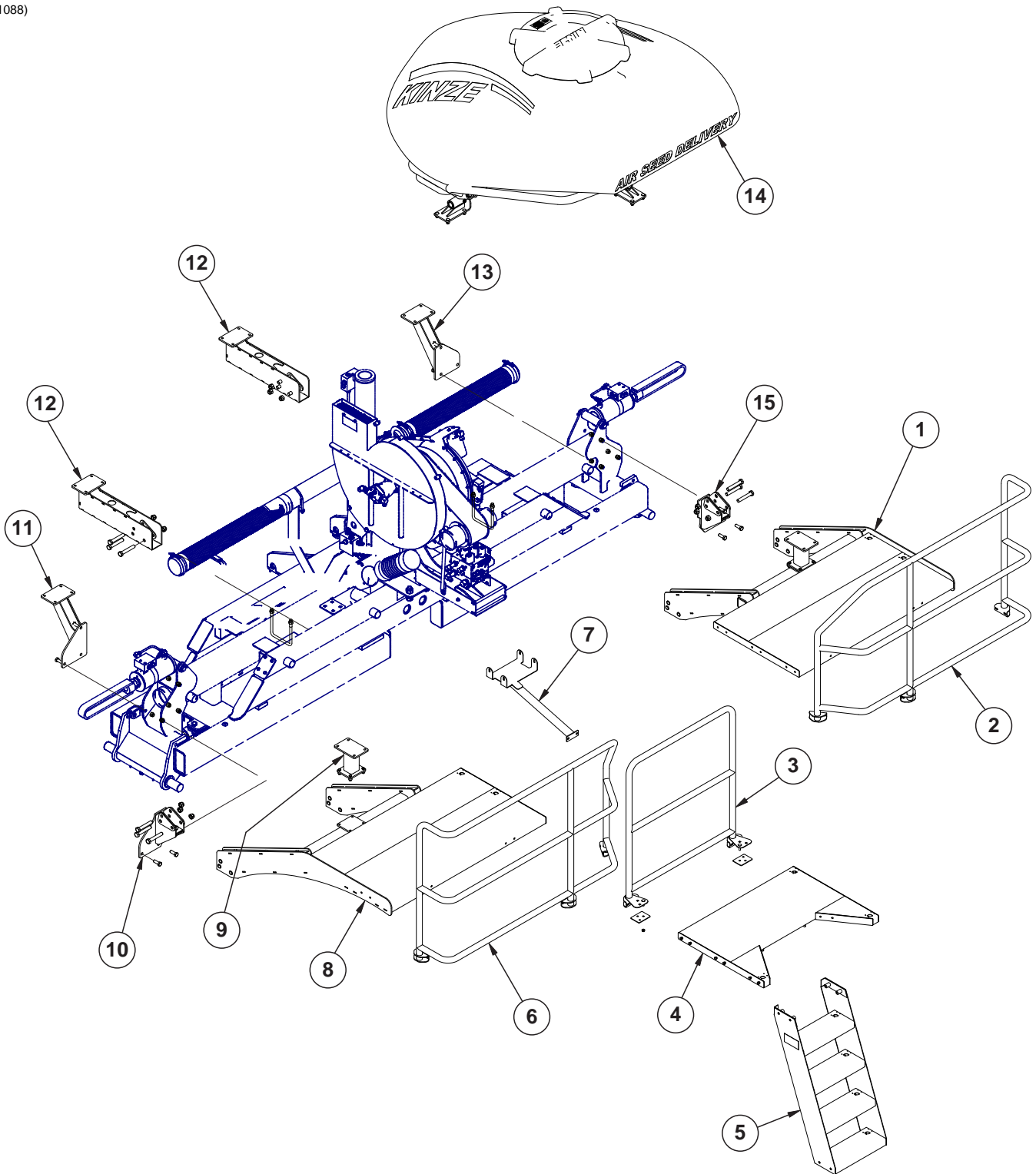
(IP1136)





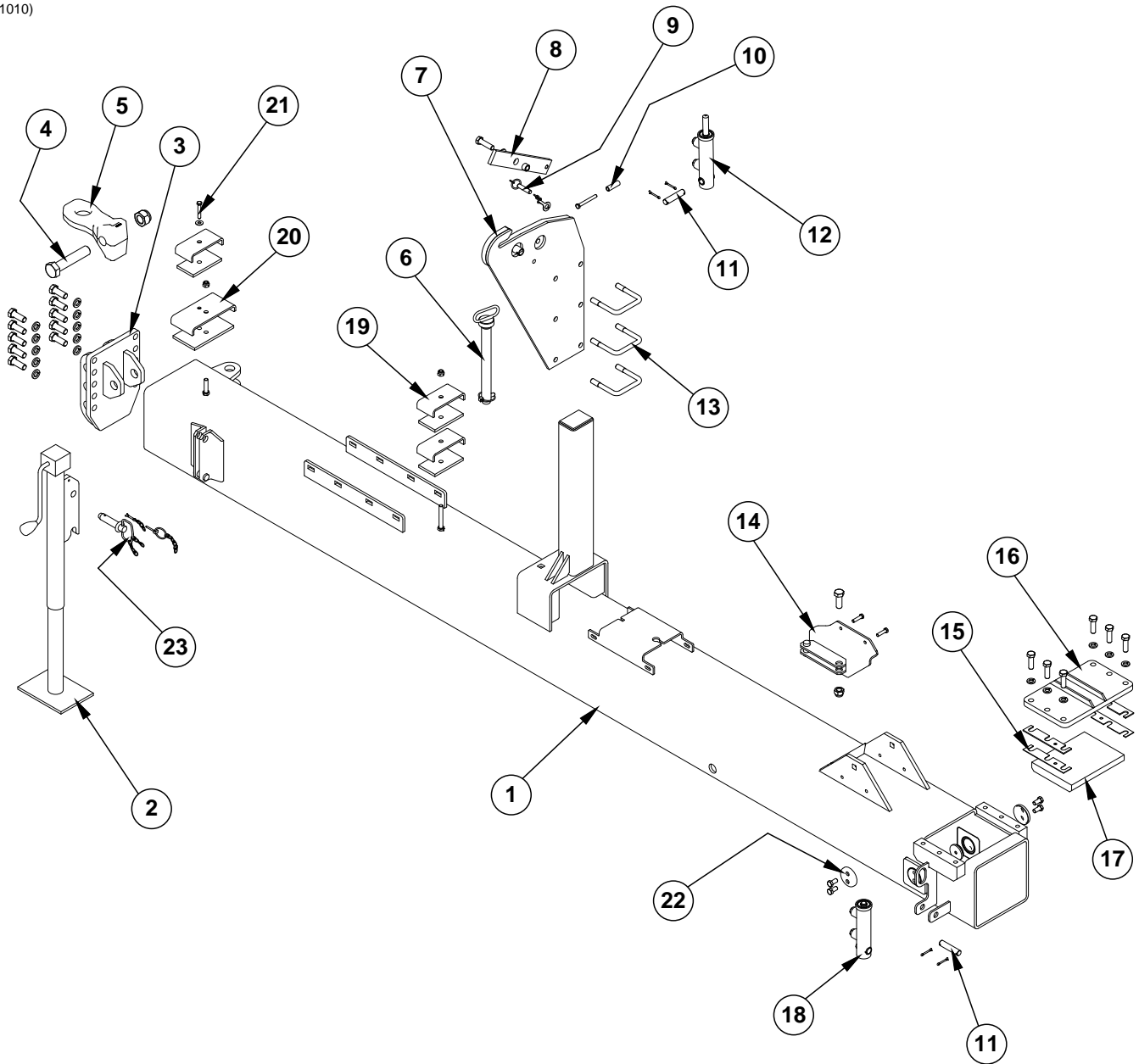
ITEM	PART NO.	QTY.	DESCRIPTION
1	GA20341	1	Shank Cover
2	GA17077	1	Meter Mount W/Inserts
	GD16561	-	Threaded Insert, 5/16"-18
3	GA21309	1	Meter Support
4	GB0428	1	Vacuum Meter Cover
5	GB0901	1	Air Dissipator Screen
6	GB0455	1	Bulk Fill Air Pressure Dissipator
7	GB0717	1	Vacuum Meter Cover Hinge
8	GA20640	1	Seed Meter Clutch Assembly, 11/28 Tooth
	G3303-108	-	Chain, No. 41, 108 Pitch Including Connector Link
	G3303-124	-	Chain, No.41, 124 Pitch Including Connector Link (Center 6 Rows)
	GR0196	-	Connector Link, No. 41
9	GB0331	1	Clutch Adapter Plate
10	G10939	2	Hex Head Cap Screw, 3/8"-16 x 2 1/4"
11	G10001	2	Hex Head Cap Screw, 3/8"-16 x 1"
12	G11091	4	Serrated Flange Nut, 3/8"-16
13	G10620	2	Serrated Flange Nut, 5/16"-18
14	G10338	2	Carriage Bolt, 5/16"-18 x 1 1/4"
15	G11385	4	Flat Washer, 1/4" SAE
16	G10110	2	Lock Nut, 1/4"-20, Grade B
17	G10064	2	Hex Head Cap Screw, 1/4"-20 x 1"
18	---	-	<a href="#">See "Vacuum Seed Meter" on page P27</a>
19	---	-	<a href="#">See "Interplant Push Row Unit" on page P53</a>
20	GD29413	-	Seed Tube Bracket

(IP1088)



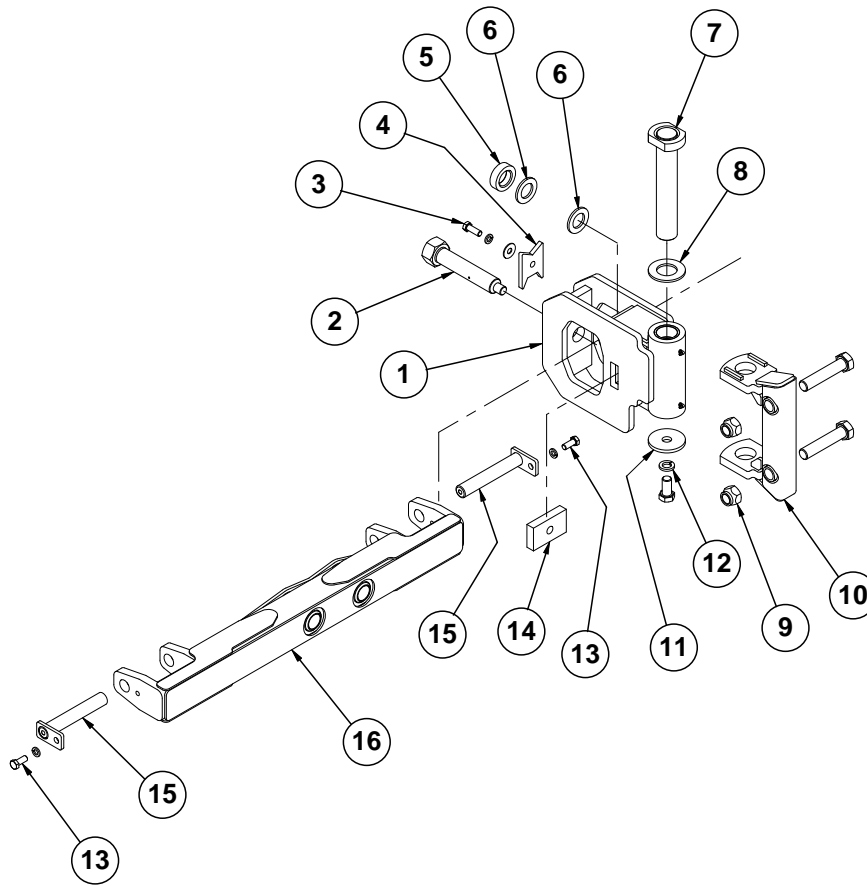
ITEM	PART NO.	QTY.	DESCRIPTION
1	GA14047	1	Catwalk Platform, R.H.
2	GA13712	1	Rail, R.H.
	G10001	6	Hex Head Cap Screw, 3/8"-16 x 1"
	G10622	6	Serrated Flange Nut, 3/8"-16
3	GA13713	1	Tank Rail
	GD19798	2	Rail Support Plate
	G10301	2	Carriage Bolt, 3/8"-16 x 1 1/2"
	G10001	4	Hex Head Cap Screw, 3/8"-16 x 1"
	G10622	6	Serrated Flange Nut, 3/8"-16
4	GA17079	1	Center Platform
	G10001	12	Hex Head Cap Screw, 3/8"-16 x 1"
	G10108	12	Lock Nut, 3/8"-16
5	GA17070	1	Wide Ladder
	G10049	4	Hex Head Cap Screw, 3/8"-16 x 2 1/2"
	G10622	4	Serrated Flange Nut, 3/8"-16
6	GA13711	1	Rail, L.H.
	G10001	6	Hex Head Cap Screw, 3/8"-16 x 1"
	G10622	6	Serrated Flange Nut, 3/8"-16
7	GA13782	1	Ladder Stiffener
	G10003	2	Hex Head Cap Screw, 3/8"-16 x 1 1/2"
	G10062	4	Hex Head Cap Screw, 3/8"-16 x 3"
	G10622	2	Serrated Flange Nut, 3/8"-16
8	GA14048	1	Catwalk Platform, L.H.
9	GA14052	2	Rear Tank Mount
	G10004	8	Hex Head Cap Screw, 3/8"-16 x 1 1/4"
	G11091	8	Serrated Flange Nut, 3/8"-16
10	GA14053	1	Outside Mount, L.H.
	G10005	3	Hex Head Cap Screw, 5/8"-11 x 1 3/4"
	G10107	3	Lock Nut, 5/8"-11
	G10029	3	Hex Head Cap Screw, 3/4"-10 x 4 1/2"
	G10112	3	Lock Nut, 3/4"-10
11	GA14044	1	Front Mount, R.H.
	G10005	3	Hex Head Cap Screw, 5/8"-11 x 1 3/4"
	G10107	3	Lock Nut, 5/8"-11
12	GA14046	2	Long Mount
	GD18954	2	U-Bolt, 5/8" x 6" x 6"
	G10107	4	Lock Nut, 5/8"-11
	G10029	6	Hex Head Cap Screw, 3/4"-10 x 4 1/2"
	G10112	6	Lock Nut, 3/4"-10
13	GA14045	1	Front Mount, L.H.
	G10005	3	Hex Head Cap Screw, 5/8"-11 x 1 3/4"
	G10107	3	Lock Nut, 5/8"-11
14	---	-	<a href="#">See "Bulk Fill Tank Assembly" on page P89</a>
15	GA14054	1	Outside Mount, R.H.
	G10005	3	Hex Head Cap Screw, 5/8"-11 x 1 3/4"
	G10107	3	Lock Nut, 5/8"-11
	G10029	3	Hex Head Cap Screw, 3/4"-10 x 4 1/2"
	G10112	3	Lock Nut, 3/4"-10

(IP1010)



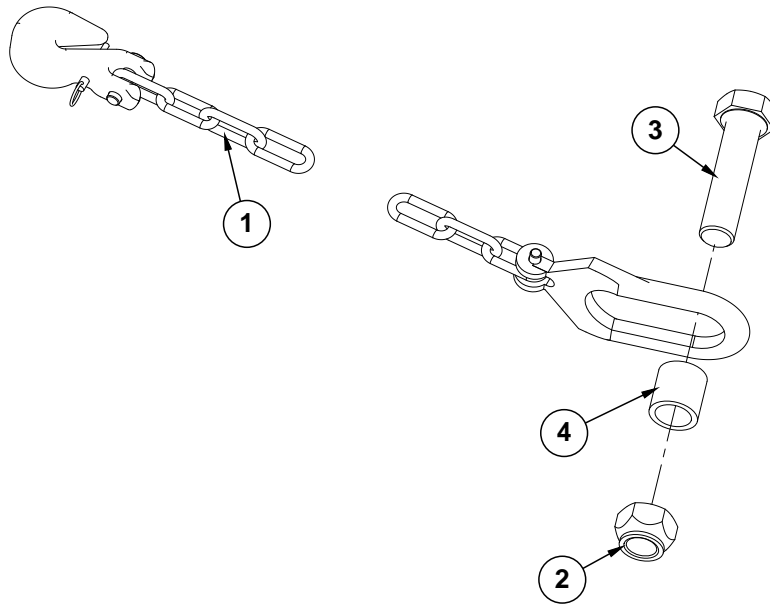
ITEM	PART NO.	QTY.	DESCRIPTION
1	A12887	1	Outer Hitch, 16 Row (Non-Stock Item)
	A13960	1	Outer Hitch, 12 Row (Non-Stock Item)
2	GA14379	1	Jack Assembly
	GR2152	1	Crank Repair Kit
	GR2153	1	Bevel Gear Set
3	GA12265	1	Hitch Mount
	G10231	10	Lock Washer, 3/4"
	G10026	10	Hex Head Cap Screw, 3/4"-10 x 2"
4	G10169	1	Hex Head Cap Screw, 1 1/4"-7 x 6"
	G10157	1	Lock Nut, 1 1/4"-7
5	GB0292	1	Hitch Clevis, Single (2" Hole)
6	GA13768	1	Safety Pin, 12 3/4"
7	GA7433	1	Transport Latch
	G10765	1	Spring Pin, 1/4" x 1"
8	G11391	1	Flat Washer, 5/8" SAE
	GB0218	1	Bushing, 2 1/32" I.D. x 7/8" O.D. x 1 9/32" Long
	GA7016	1	Catch Bar
	G10107	1	Lock Nut, 5/8"-11
	G10006	1	Hex Head Cap Screw, 5/8"-11 x 2 1/4"
9	GA7022	1	Detent Pin W/Chain
10	GD2971-09	1	Sleeve, 2" Long
	G10809	1	Hex Head Cap Screw, 3/8"-16 x 3 1/4"
	G10108	3	Lock Nut, 3/8"-16
11	GD7137	2	Pin, 3/4" x 3 3/8"
	G10457	4	Cotter Pin, 5/32" x 1 1/2"
12	GA9559	1	<a href="#">See "Transport Catch Cylinder" on page P155</a>
13	GD9953	3	U-Bolt, 3" x 4" x 5/8"-11
	G10230	12	Lock Washer, 5/8"
	G11391	6	Flat Washer, 5/8" SAE
	G10104	6	Hex Nut, 5/8"-11
14	GA13341	1	Jack Mount Bracket
	G11387	2	Flat Washer, 3/8" SAE
	G10003	2	Hex Head Cap Screw, 3/8"-16 x 1 1/2"
	G10112	1	Lock Nut, 3/4"-10
15	GD18832	4	Shim, 14 Gauge
	GD18831	4	Shim, 10 Gauge
16	GA12300	1	Cover Plate
	G10008	6	Hex Head Cap Screw, 5/8"-11 x 2"
17	GD18817	1	Outer Hitch Upper Wear Pad
18	GA9205	1	<a href="#">See "Tongue Lock Cylinder" on page P160</a>
19	GD8188	3	Hose Clamp, 7/8" x 3" x 5 3/8"
	GD8189	3	Rubber Strip, 3/8"
	G10111	2	Lock Nut, 1/2"-13
20	GA13685	1	Hose Clamp, 7 1/2"
	GD19496	1	Rubber Strip, 3/8" x 7 1/4"
21	G10939	1	Hex Head Cap Screw, 3/8"-16 x 2 1/4"
	G11387	1	Flat Washer, 3/8" SAE
22	GB0230	2	Cap
	GD9093	2	Poly Wear Pad
	G10014	4	Hex Head Cap Screw, 1/2"-13 x 1"
23	GA4995	1	Detent Pin Assembly
	G10458	1	Cotter Pin, 3/16" x 1 1/4"
	GD5625	1	Lynch Pin, 3/16"

(IP1012)



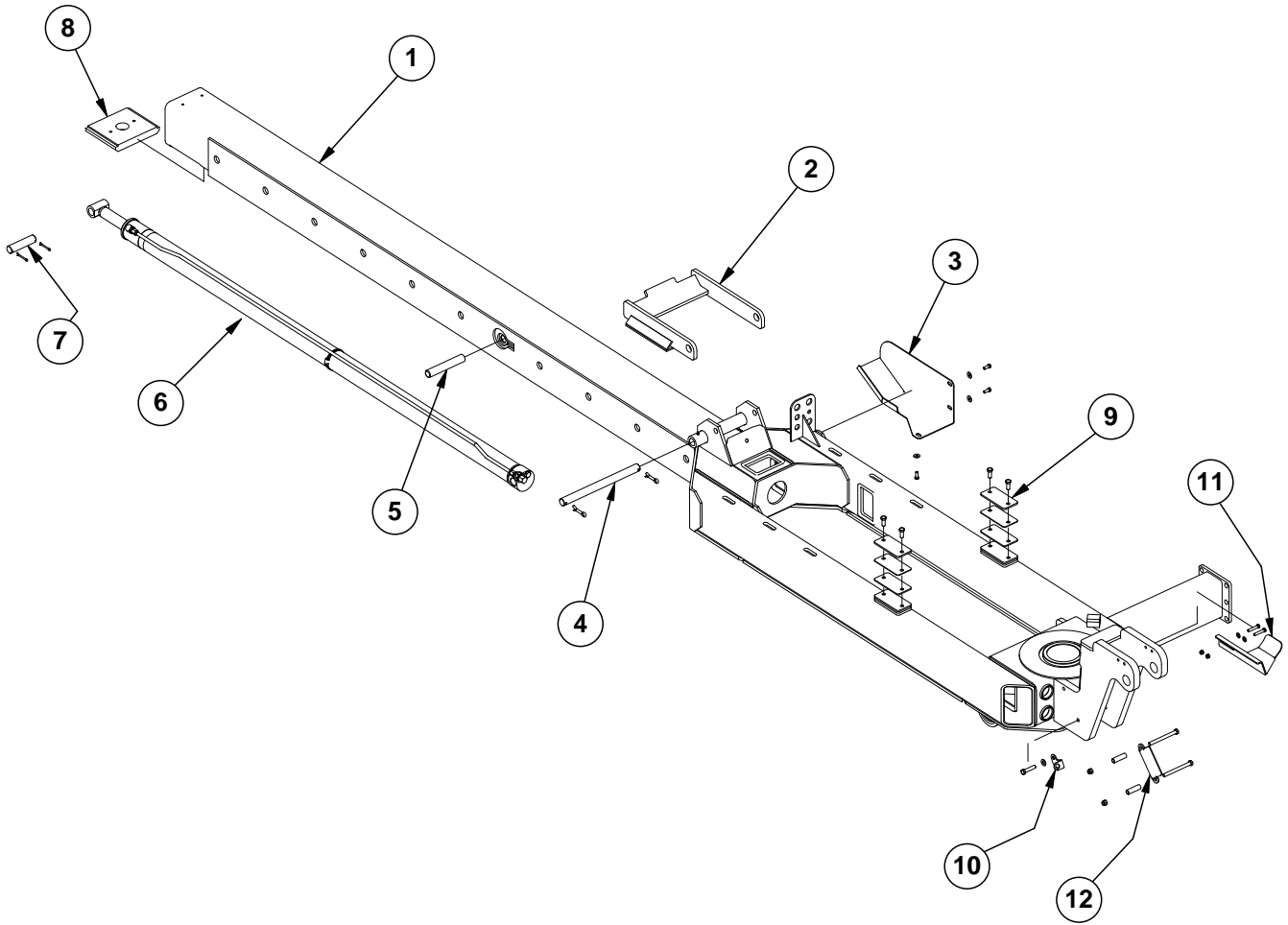
ITEM	PART NO.	QTY.	DESCRIPTION
1	GA13665	1	Hitch Pivot
2	GA13673	1	Pivot Pin
3	G10005	1	Hex Head Cap Screw, 7/8"-11 x 1 3/4"
	G11391	1	Flat Washer, 5/8" SAE
	G10230	1	Lock Washer, 5/8"
4	GD15100	1	Pivot Lock
5	GD16226	1	Sleeve, 3" O.D. x 1 25/32" x 29/32" Thick
6	GD16303	2	Washer, 3" O.D. x 1 25/32" x 1/4" Thick
7	GA12163	1	Pin, 13 3/8"
8	GD15725	1	Washer, 4" O.D. x 2 1/4" I.D. x 1/4"
9	G10169	2	Hex Head Cap Screw, 1 1/4"-7 x 6"
	G10157	2	Lock Nut, 1 1/4"-7
10	GA13783	1	Pivot Mount
11	GD17245	1	Washer, 4" O.D. x 1 1/32" I.D. X 3/8"
12	G11223	1	Hex Head Cap Screw, 1"-8 x 2"
	G10118	1	Lock Washer, 1"
13	G10007	2	Hex Head Cap Screw, 5/8"-11 x 1 1/2"
	G10230	2	Lock Washer, 5/8"
14	GD19468	1	Tapped Bar
15	GA11079	2	Hammer Strap, Category 3 And 3N
16	GA12164	1	Hitch Bar

(IP1033)



ITEM	PART NO.	QTY.	DESCRIPTION
1	G9569X	1	½" Transport Safety Chain Package, Includes: (1) ½" Safety Chain W/Hook, (1) Hex Head Cap Screw, (1) Lock Nut, (1) Washer, (1) Sleeve, (1) Instruction Sheet

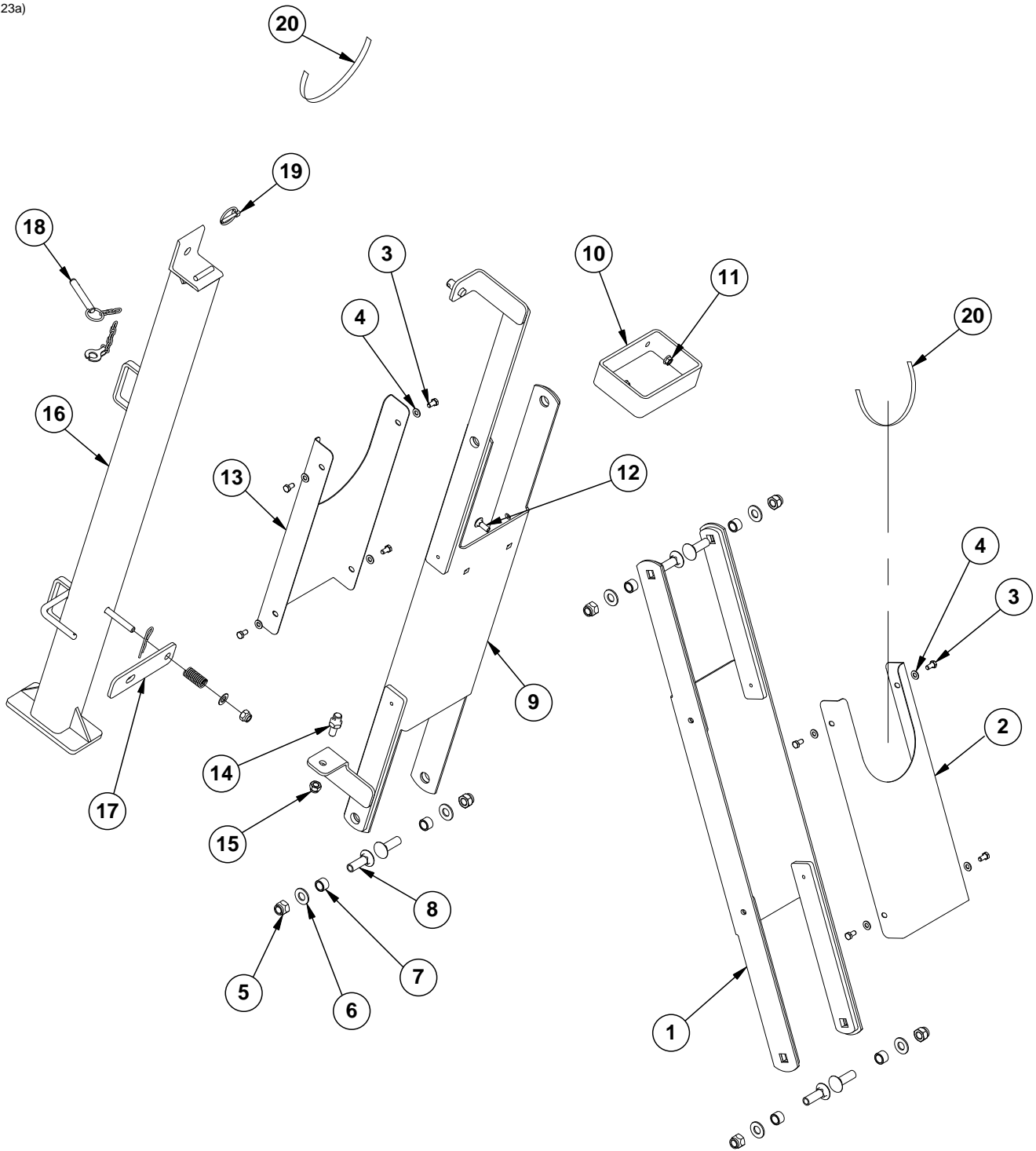
(IP1011)





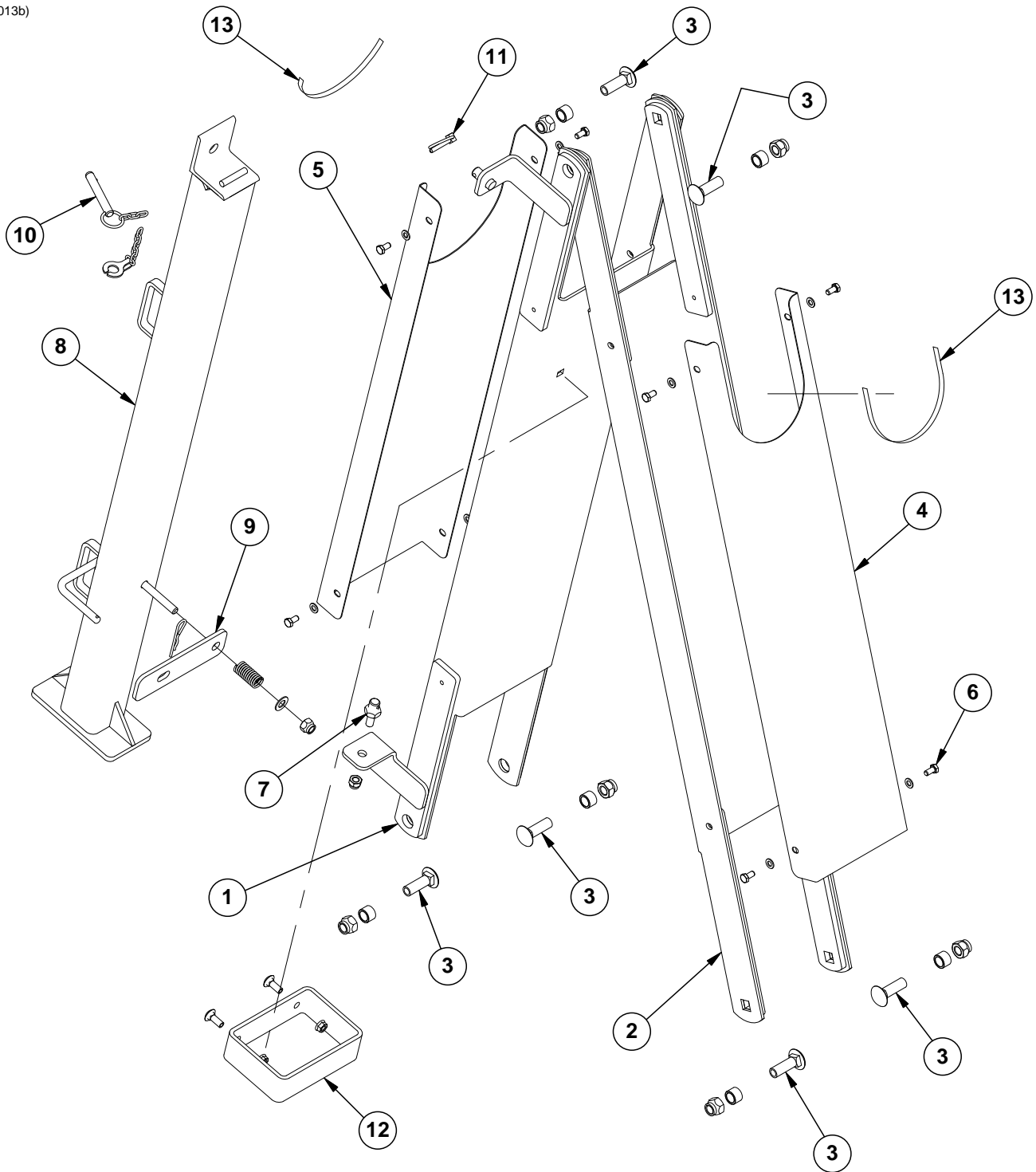
ITEM	PART NO.	QTY.	DESCRIPTION
1	A13794	1	Inner Hitch, 16 Row <b>(Non-Stock Item)</b>
	A13959	-	Inner Hitch, 12 Row <b>(Non-Stock Item)</b>
2	GA12299	1	Hitch Catch
3	GD18888	1	Inner Hitch Hose Tray
	G11387	3	Flat Washer, 3/8" SAE
	G10001	3	Hex Head Cap Screw, 3/8"-16 x 1"
4	GD17765	1	Hitch Catch
	G10468	2	Cotter Pin, 3/8" x 2"
5	GD3537-18	1	Shaft, 1 1/4" x 7 3/8"
	G11230	2	Retaining Ring
6	---	-	<a href="#">See "Tongue Cylinder" on page P157</a>
7	GD5173	1	Pin, 1 1/4" x 5 1/8"
	G10462	2	Cotter Pin, 3/16" x 2"
8	GD18830	1	Inner Hitch Front Wear Pad
	G11261	2	Hex Socket Head Cap Screw, 3/8"-16 x 1"
9	GD19366	4	Shim, 1/4" Gauge (As Required)
	GD19413	2	Shim, 7 Gauge (As Required)
	GD19465	2	Shim, 12 Gauge (As Required)
	G10037	4	Hex Head Cap Screw, 1/2"-13 x 1 1/4"
	G10108	2	Lock Nut, 3/8"-16
10	GD20094	1	Bulkhead Bracket
	G10581	1	Hex Head Cap Screw, 1/2"-13 x 2 1/4"
	G11389	1	Flat Washer, 1/2" SAE
	G10071	1	Serrated Flange Nut, 1/2"-13
11	GA13775	1	Hose Catch
	G10048	2	Hex Head Cap Screw, 3/8"-16 x 2"
	G11387	2	Flat Washer, 3/8" SAE
	G10108	2	Lock Nut, 3/8"-16
12	GD19656	1	Hose Retainer
	GD10538-15	2	Sleeve, 3/4" O.D. x 2 1/2" Long
	G10980	2	Hex Head Cap Screw, 1/2"-13 x 5 1/2"
	G10111	2	Lock Nut, 1/2"-13

(IP1123a)



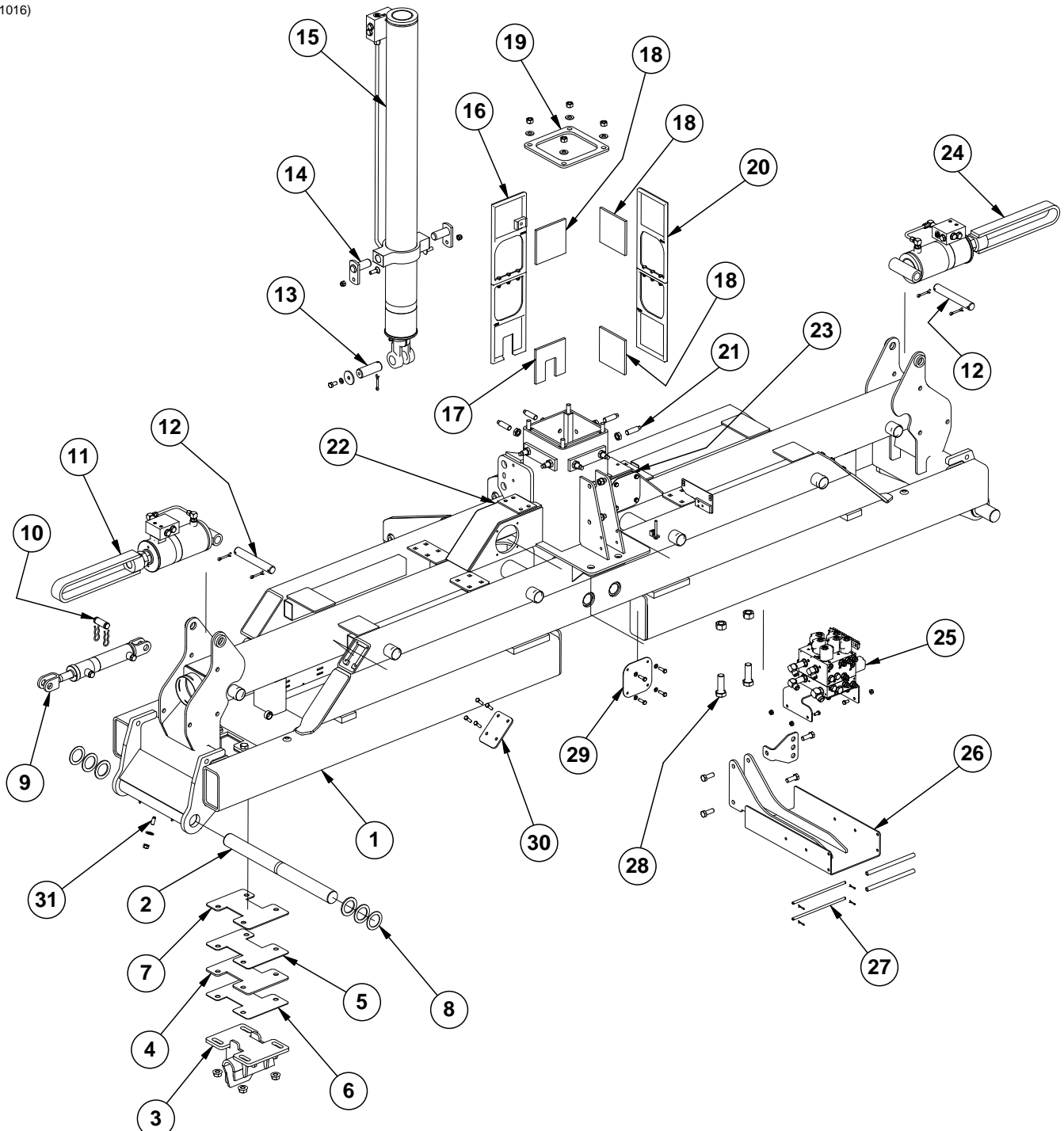
ITEM	PART NO.	QTY.	DESCRIPTION
1	GA13963	1	Rear Hose Take-Up
2	GD19833	1	Rear Hose Take-Up Cover
3	G10328	8	Hex Head Cap Screw, 3/8"-16 x 5/8"
4	G11387	8	Flat Washer, 3/8" SAE
5	G10107	6	Lock Nut, 5/8"-11
6	G11391	6	lat Washer, 5/8" SAE
7	GB0218	6	Bushing, 2 1/32" I.D. x 7/8" O.D. x 1 9/32" Long
8	G10689	6	Carriage Bolt, 5/8"-11 x 2"
9	GA13962	1	Front Hose Take-Up
10	GD19825	1	Hose Take-Up Stop
11	G11091	2	Serrated Flange Nut, 3/8"-16
12	G10305	2	Carriage Bolt, 3/8"-16 x 1"
13	GD19832	1	Front Hose Take-Up Cover
14	GD19655	1	Hold Up Pin, 1/2"-13
15	G10111	1	Lock Nut, 1/2"-13
16	GA13655	1	Safety Lock-Up
17	GD19430	1	Lock-Up Latch Bracket
	G10111	1	Lock Nut, 1/2"-13
	G11389	1	Flat Washer, 1/2" SAE
	G10592	1	Hair Pin Clip, No. 11
	GD18071-03	1	Silcon Rubber Tube
	GD19462	1	Compression Spring
18	GA13940	1	Detent Pin W/Chain
19	GD2558	1	Lynch Pin, 1/4"
20	G4418-05	2	Edge Molding, 1/16" x 2 1/4"
A	GA13657	-	Safety Lock-Up Assembly (Items 16 and 17)

(IP1013b)



ITEM	PART NO.	QTY.	DESCRIPTION
1	GA13961	1	Front Hose Take-Up
2	GA13171	1	Rear Hose Take-Up
3	G10689	6	Carriage Bolt, 5/8"-11 x 2"
	GB0218	6	Bushing, 2 1/32" I.D. x 7/8" O.D. x 1 9/32" Long
	G10107	6	Lock Nut, 5/8"-11
4	GD18709	1	Rear Hose Take-Up Cover
5	GD18710	1	Front Hose Take-Up Cover
6	G10328	8	Hex Head Cap Screw, 3/8"-16 x 5/8"
	G11387	8	Flat Washer, 3/8" SAE
7	GD8276	1	Pin
	G10113	1	Lock Nut, 7/16"-14
8	GA13655	1	Safety Lock-Up
9	GD19430	1	Lock-Up Latch Bracket
	G10111	1	Lock Nut, 1/2"-13
	G11389	1	Flat Washer, 1/2" SAE
	G10592	1	Hair Pin Clip, No. 11
	GD18071-03	1	Silcon Rubber Tube
	GD19462	1	Compression Spring
10	GA13940	1	Detent Pin W/Chain
11	GD2558	1	Lynch Pin, 1/4"
12	GD19825	1	Hose Take-Up Stop
	G10305	2	Carriage Bolt, 3/8"-16 x 1"
	G11091	2	Serrated Flange Nut, 3/8"-16
13	G4418-05	2	Edge Molding, 1/16" x 2 1/4"
A	GA13657	-	Safety Lock-Up Assembly (Items 8 and 9)

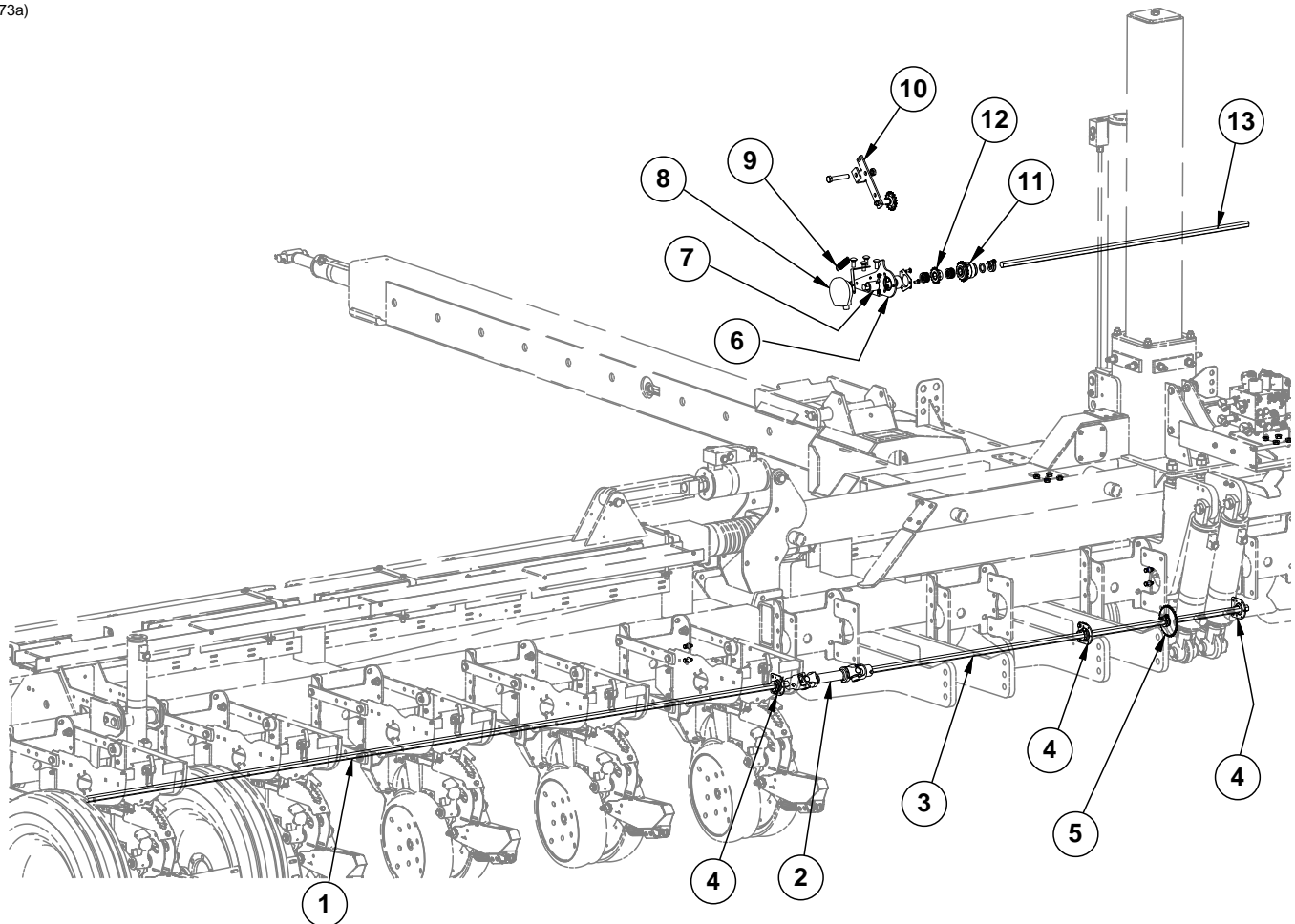
(IP1016)



ITEM	PART NO.	QTY.	DESCRIPTION
1	GA22203	1	Center Frame
2	GD10531	2	Hinge Pin, 2 1/8" x 25 3/4"
3	GA12889	2	Field Stabilizer
	G11314	8	Serrated Flange Nut, 3/4"-10
	G10028	8	Hex Head Cap Screw, 3/4"-10 x 3"
4	GD19842	4	1/4" Field Stabilizer Shim (As Required)
5	GD18841	4	Shim, 10 Gauge (.1345") (As Required)
6	GD18842	4	Shim, 12 Gauge (.1046") (As Required)
7	GD18840	4	Shim, 7 Gauge (.1793") (As Required)

ITEM	PART NO.	QTY.	DESCRIPTION
8	G10336	4	Machine Bushing, 2 $\frac{1}{8}$ ", 14 Gauge (As Required)
	G10404	4	Machine Bushing, 3 $\frac{1}{8}$ " x 2 $\frac{1}{8}$ " x 3 $\frac{1}{16}$ " (As Required)
	G10234	4	Machine Bushing, 2 $\frac{1}{8}$ ", 10 Gauge (As Required)
9	GA8818	2	<a href="#">See "Wing Down Pressure Cylinder" on page P143</a>
	GD18663	2	Tension Bushing, 1" I.D.
10	GR0367	2	Pin, 1" x 2 $\frac{7}{8}$ "
	GR0193	4	Hair Clip Pin
11	GA12306	1	<a href="#">See "L.H. Wing Lock Up Cylinder" on page P145</a>
12	GD3421	2	Pin, 1 $\frac{1}{4}$ " x 8 $\frac{3}{4}$ "
	G10460	4	Cotter Pin, $\frac{1}{4}$ " x 2"
13	GD18732	1	Pin, 1 $\frac{1}{2}$ " x 4 $\frac{1}{4}$ "
	G10460	1	Cotter Pin, $\frac{1}{4}$ " x 2"
	GD18828	1	Washer
	G10228	1	Lock Washer, $\frac{1}{2}$ "
	G10014	1	Hex Head Cap Screw, $\frac{1}{2}$ "-13 x 1"
14	GA12892	2	Hammer Strap
	G10636	2	Carriage Bolt, $\frac{1}{2}$ "-13 x 1 $\frac{1}{2}$ "
	G10111	2	Lock Nut, $\frac{1}{2}$ "-13
15	GA13548	1	<a href="#">See "Transport Lift Cylinder" on page P153</a>
16	GA13786	1	Wear Pad Assembly W/Notch
	G10108	3	Lock Nut, $\frac{3}{8}$ "-16
	G10003	3	Hex Head Cap Screw, $\frac{3}{8}$ "-16 x 1 $\frac{1}{2}$ "
	GB0423	1	Wear Pad Holder
	GB0422	1	Front Wear Pad Holder
17	GD19355	1	Wear Pad W/Notch
18	GD19356	7	Wear Pad
19	GD19358	1	Transport Tube Cap
	G11391	4	Flat Washer, $\frac{5}{8}$ " SAE
	G10104	8	Hex Nut, $\frac{5}{8}$ "-11
20	GA13785	3	Wear Pad Assembly
	G10003	3	Hex Head Cap Screw, $\frac{3}{8}$ "-16 x 1 $\frac{1}{2}$ "
	G10108	3	Lock Nut, $\frac{3}{8}$ "-16
	GB0423	2	Wear Pad Holder
21	GD19353	16	Lift Post Adjustment Bolt, $\frac{1}{2}$ " x 2 $\frac{3}{4}$ "
	G11087	16	Hex Nut, $\frac{3}{4}$ "-10
22	G11335	2	Push-In Locking Plug, $\frac{5}{16}$ "
23	G11336	4	Push-In Locking Plug, $\frac{1}{2}$ "
24	GA13094	1	<a href="#">See "R.H. Wing Lock Up Cylinder" on page P147</a>
25	GA13523	1	<a href="#">See "Valve Blocks - Located on Rear Center Frame" on page P163</a>
	G11091	4	Serrated Flange Nut, $\frac{3}{8}$ "-16
	G10002	4	Hex Head Cap Screw, $\frac{3}{8}$ "-16 x $\frac{3}{4}$ "
26	GA13621	1	Rear Hydraulic Mount
	GD18849	1	Bulkhead, 3 Hydraulic Lines
	G10230	4	Lock Washer, $\frac{5}{8}$ "
	G10005	4	Hex Head Cap Screw, $\frac{5}{8}$ "-11 x 1 $\frac{3}{4}$ "
27	GD18835	2	Shaft
	GD8893-11	2	Sleeve, $\frac{5}{8}$ " O.D. x 1 $\frac{1}{27}$ " I.D. x 9 $\frac{7}{8}$ "
	G10451	4	Cotter Pin, $\frac{1}{8}$ " x 1"
28	G10119	2	Hex Head Cap Screw, 1"-8 x 3"
	G10117	2	Hex Nut, 1"-8
29	GD19249	2	Port Cover, (Vacuum)
	G10019	8	Hex Head Cap Screw, $\frac{5}{16}$ "-18 x 1"
	G10232	8	Lock Washer, $\frac{5}{16}$ "
30	GD19382	2	Upper Bridge Cap
	G10004	8	Hex Head Cap Screw, $\frac{3}{8}$ "-16 x 1 $\frac{1}{4}$ "
31	G10828	2	Hex Socket Set Screw, $\frac{1}{2}$ "-13 x 1 $\frac{1}{4}$ "
	G10527	2	Lock Washer, $\frac{1}{2}$ " Internal/External
	G10102	2	Hex Nut, $\frac{1}{2}$ "-13

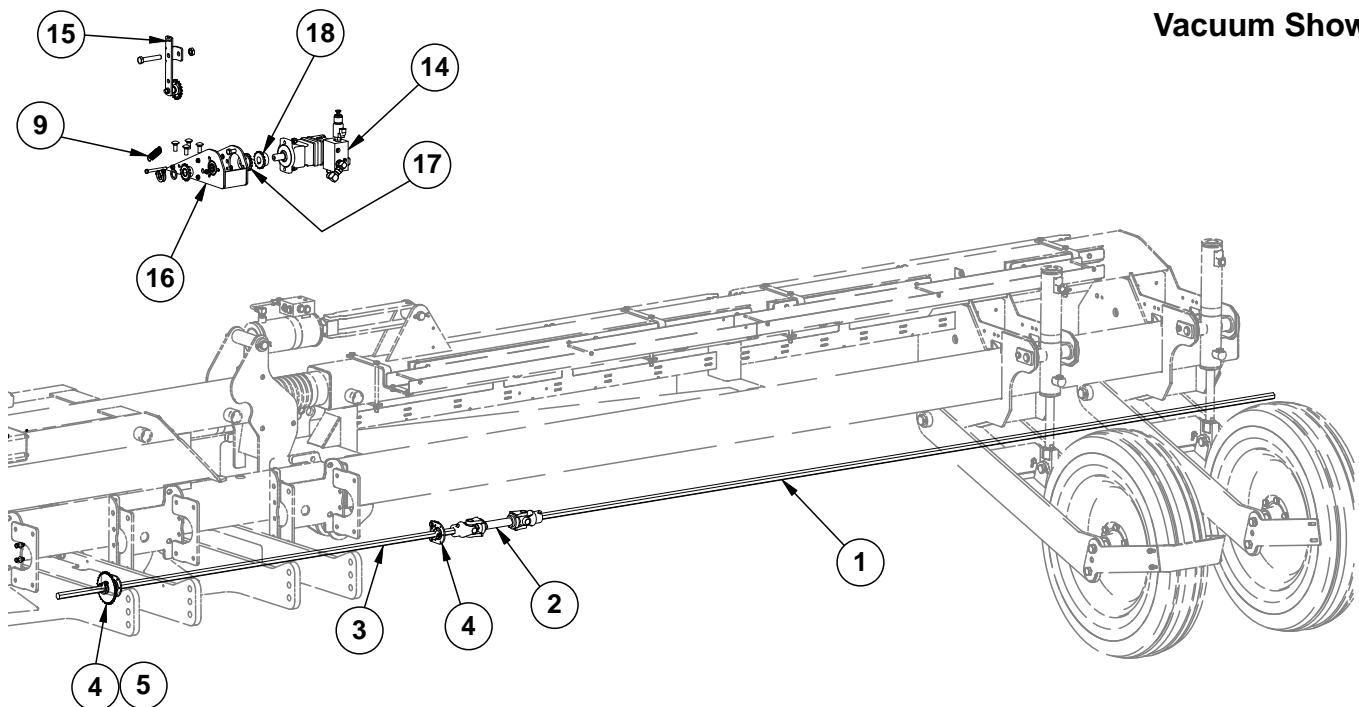
(IP1073a)



ITEM	PART NO.	QTY.	DESCRIPTION	
1	GD0914-138	2	Hex Shaft, 7/8" x 138" (No Holes), 16 Row	
	GD0914-78	-	Hex Shaft, 7/8" x 78" (No Holes), 12 Row	
2	GA7123	2	U-Joint Assembly, 4 1/2"	
	G10688	4	Square Head Set Screw, 3/8"-16 x 5/8"	
3	GD0914-75	2	Hex Shaft, 7/8" x 75"	
4	GA2180	5	Hanger Bearing, 7/8" Hex Bore	
	G10004	10	Hex Head Cap Screw, 3/8"-16 x 1 1/4"	
	G11091	10	Serrated Flange Nut, 3/8"-16	
	GA11331	3	Hex Lock Clamp Assembly	
	G10233	3	Machine Bushing, 1 1/2" x 1/32", 10 Gauge	
	5	GA5114	2	Sprocket, 30 Tooth (Used W/Vacuum)
		G3310-103	-	Chain, No. 40 Roller Chain, 103 Pitches (Used W/Vacuum)
GA5108		-	Sprocket, 23 Tooth (Used W/Mechanical)	
G3310-99		-	Chain, No. 40 Roller Chain, 99 Pitches (Used W/Mechanical)	
GA11331		2	Hex Lock Clamp Assembly	
6	G10233	6	Machine Bushing, 1 1/2" x 1/32", 10 Gauge	
	GD18747	1	Carrier Bracket	
	G10037	4	Hex Head Cap Screw, 1/2"-13 x 1 1/4"	
	G10071	4	Serrated Flange Nut, 1/2"-13	
	G3400-01	2	Flangette	
	G2100-03	1	Bearing, 7/8" Hex Bore, Spherical	
	G10312	3	Carriage Bolt, 5/16"-18 x 3/4"	
	G10620	3	Serrated Flange Nut, 5/16"-18	
7	GA12661	1	Hex Adapter Encoder	
8	GA12565	1	Encoder Module	
	GD19077	1	Anti-Rotation Bracket	



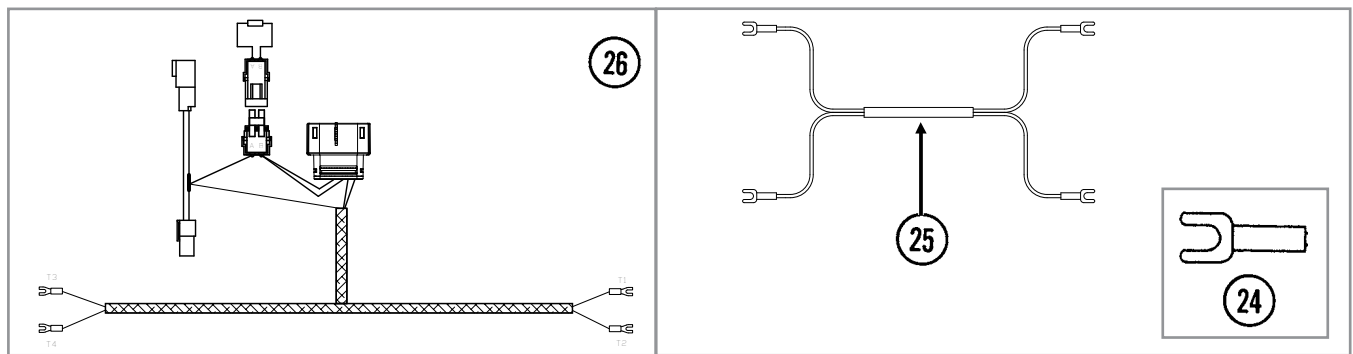
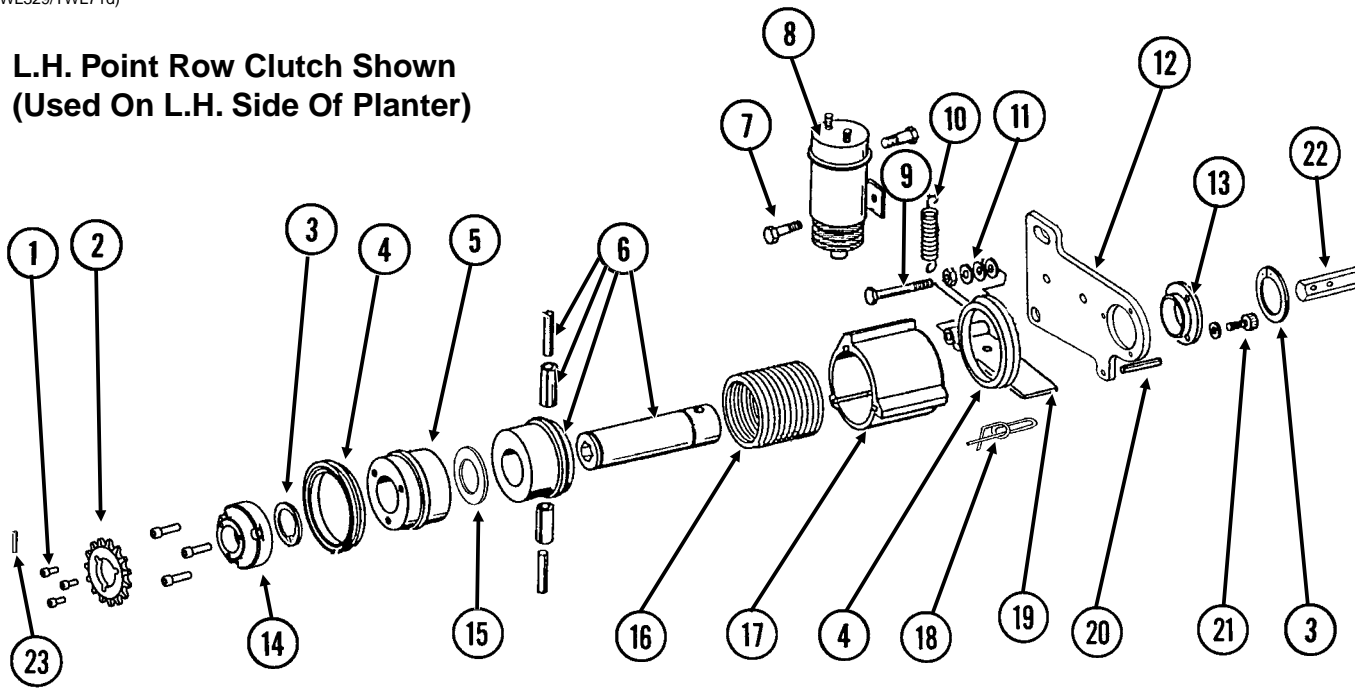
Vacuum Shown



ITEM	PART NO.	QTY.	DESCRIPTION
9	GD5857	2	Spring
	G10048	1	Hex Head Cap Screw, 3/8"-16 x 2" (L.H. Side Only)
	G10061	1	Hex Head Cap Screw, 3/8"-16 x 3 1/2" (R.H. Side Only)
	G10108	2	Lock Nut, 3/8"-16
	G10497	2	Hex Nut, 3/8"-16
10	GA22684	1	Idler Assembly
	G10013	1	Hex Head Cap Screw, 5/8"-11 x 3 1/2"
	G10503	1	Hex Jam Nut, 5/8"-11, Grade 2
	G10107	1	Lock Nut, 5/8"-11
11	GA8092	1	Clutch Sprocket Assembly, 19 tooth (Interplant)
	GA11331	1	Hex Lock Clamp Assembly
	G10233	1	Machine Bushing, 1 1/2" x 1/32", 10 Gauge
12	GA5105	2	Sprocket, 15 Tooth
	GA11331	1	Hex Lock Clamp Assembly
	G10233	14	Machine Bushing, 1 1/2" x 1/32", 10 Gauge
13	GD0914-49	1	Hex Shaft, 7/8" x 49" (No Holes)
14	---	-	<a href="#">See "Valve Block - Located on R.H. Rear Center Frame (Mechanical)" on page P165</a>
	---	-	<a href="#">See "Valve Block - Located on R.H. Rear Center Frame (Vacuum)" on page P166</a>
15	G10111	2	Lock Nut, 1/2"-13
	G10017	2	Hex Head Cap Screw, 1/2"-13 x 1 1/2"
	GA13560	1	Idler Assembly
16	G10013	1	Hex Head Cap Screw, 5/8"-11 x 3 1/2"
	G10503	1	Hex Jam Nut, 5/8"-11, Grade 2
	G10107	1	Lock Nut, 5/8"-11
	GA13251	1	Motor Carrier Bracket
17	G10037	4	Hex Head Cap Screw, 1/2"-13 x 1 1/4"
	G10071	4	Serrated Flange Nut, 1/2"-13
	G3400-01	2	Flangette
	G2100-03	1	Bearing, 7/8" Hex Bore, Spherical
	G10312	3	Carriage Bolt, 5/16"-18 x 3/4"
	G10620	3	Serrated Flange Nut, 5/16"-18
18	GD16489	1	Coupler, 7/8" Hex
	G11277	4	Hex Socket Set Screw, 1/4"-20
18	GD16490	1	Coupler, 1" I.D.
	G3317-16	-	Chain, Double No. 40, 16 Pitches
	GR1790	-	Connector Link, Double No. 40

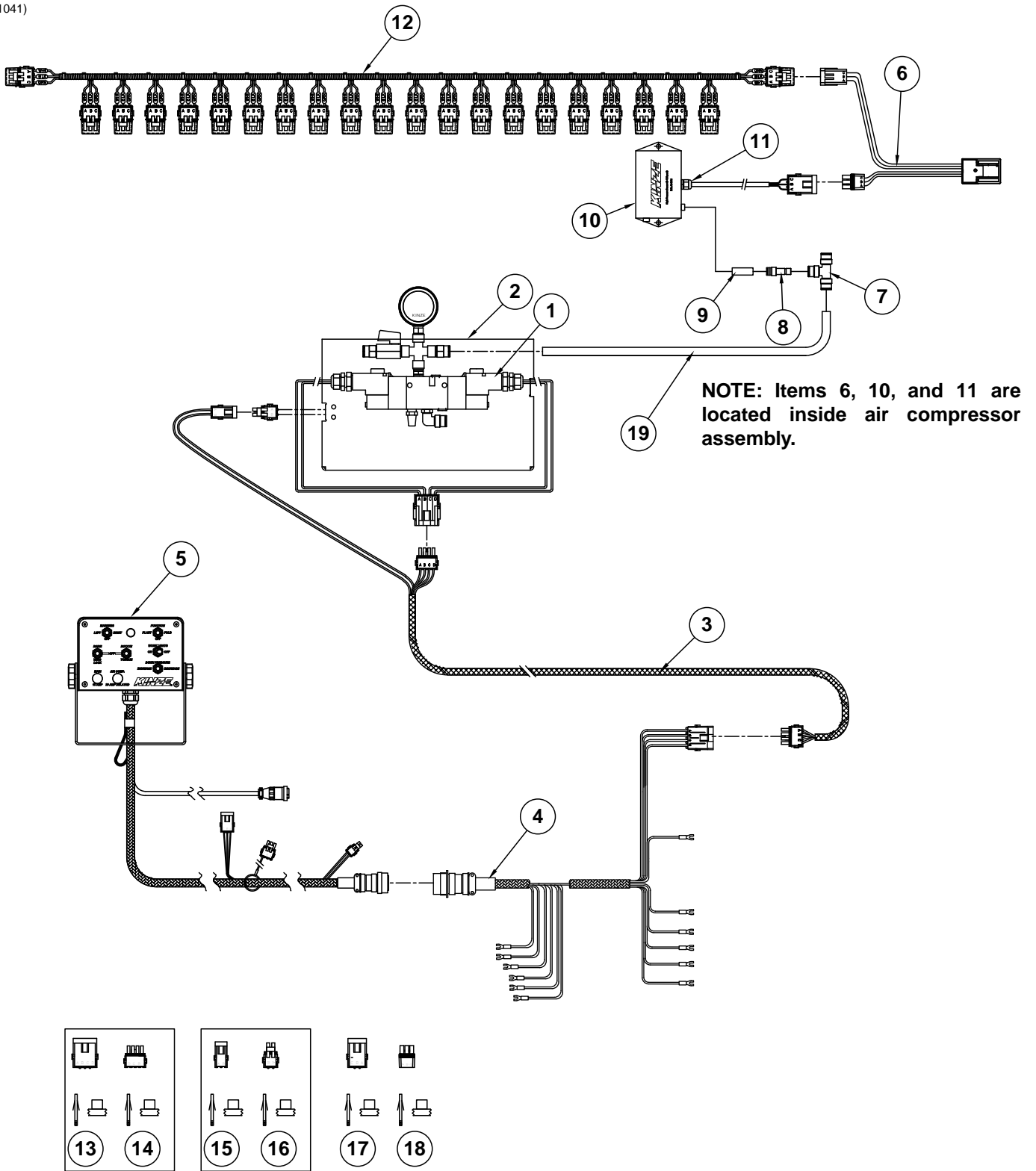
(TWL329/TWL71d)

**L.H. Point Row Clutch Shown  
(Used On L.H. Side Of Planter)**



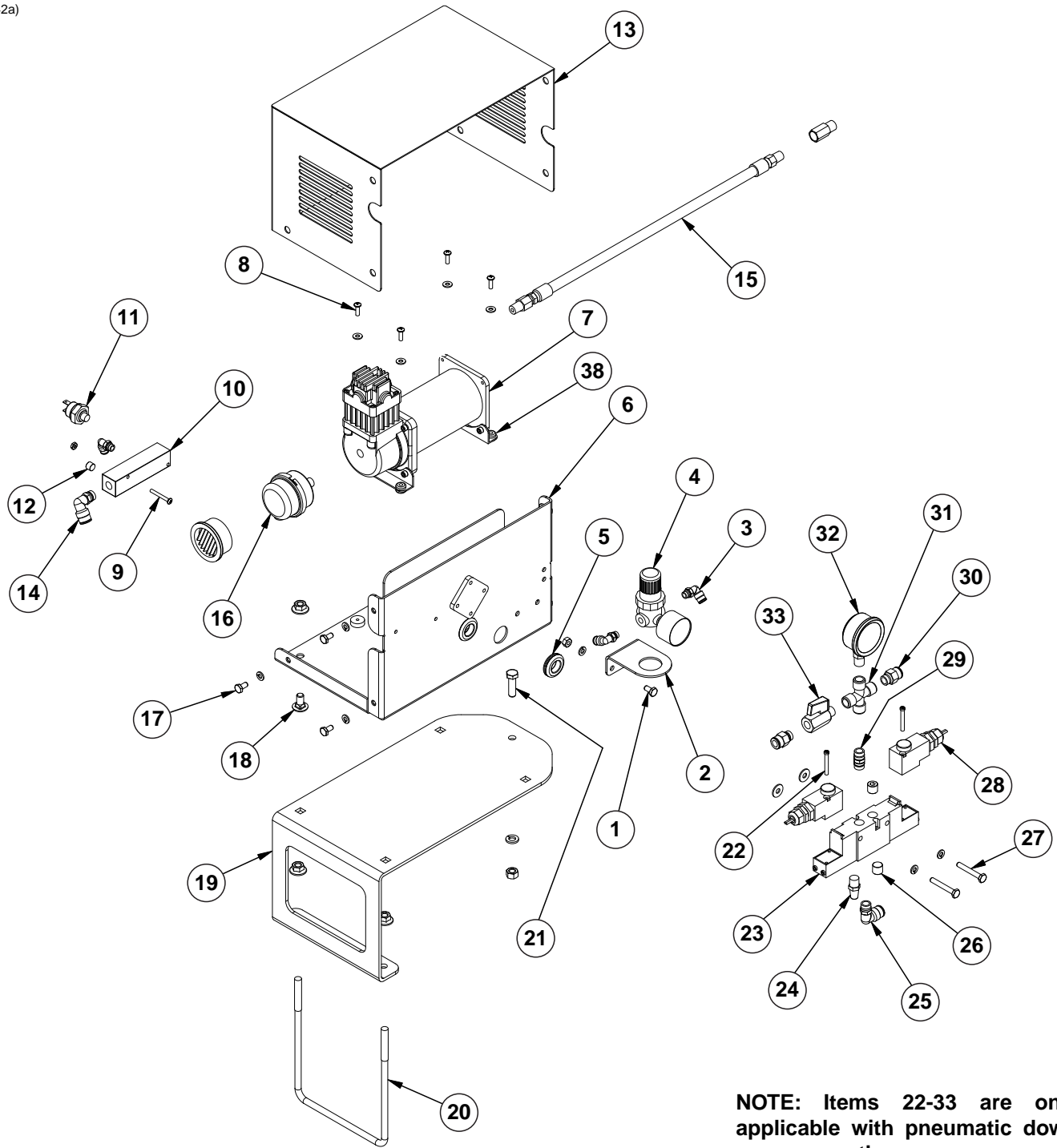
ITEM	PART NO.	QTY.	DESCRIPTION
1	G10253	3	Hex Socket Head Cap Screw, No. 10-32 x 1/2"
2	GD20202	1	Sprocket, 15 Tooth
	GD20203	1	Sprocket, 24 Tooth (Interplant)
	G10374	3	Hex Socket Head Cap Screw, 1/4"-20 x 1"
3	G10496	2	External Inverted Snap Ring, 1 1/2"
4	GD14512	2	V-Ring Seal
5	GD10104	1	Input Hub
6	GA7137	1	Hub/Sleeve Assembly W/Spring Pins
	G10765	-	Spring Pin, 1/4" x 1"
	G10804	-	Spring Pin, 5/32" x 7/8"
7	G10023	1	Hex Head Cap Screw, 1/4"-20 x 3/4"
	G10227	1	Lock Washer, 1/4"
	G10103	1	Hex Nut, 1/4"-20
8	GA8393	1	Solenoid Complete
	GR1306	1	Snap Ring
	GR1303	1	Spring
	GR1304	1	Boot
	GR1305	1	Plunger
9	G10939	1	Hex Head Cap Screw, 3/8"-16 x 2 1/4"
	G10101	1	Hex Nut, 3/8"-16
	G11387	1	Flat Washer, 3/8" SAE
	G10229	2	Lock Washer, 3/8"
	G10497	1	Hex Jam Nut, 3/8"-16, Grade 2
10	G10900	1	Hex Socket Head Cap Screw, 1/4"-20 x 1 3/4", Grade 8
	G10227	1	Lock Washer, 1/4"
	G10103	2	Hex Nut, 1/4"-20
11	GD10123	1	Spring
12	GD10103	1	Mounting Plate
13	GD9667	1	Bushing
14	GD20201	1	Hub
	G10374	3	Hex Socket Head Cap Screw, 1/4"-20 x 1"
15	GD14513	1	Felt Washer
16	GD9671	-	Spring, L.H. (Shown)
	GD9672	-	Spring, R.H.
17	GD30903	1	Stop Collar
18	GD11120	1	Rue Ring Cotter, 5/16"
19	GD30902	1	Actuator Arm
20	G10859	1	Spring Pin, 3/16" x 2 1/4"
21	G10253	3	Hex Socket Head Screw, No. 10-32 x 1/2"
	G10257	3	Lock Washer, No. 10
22	GD10543	-	Hex Shaft, 7/8" x 13"
23	G10602	-	Spring Pin, 1/4" x 1 1/2"
24	G10265	-	Fork Terminal
25	GA14212	-	Interplant Cable (Two-Section), 60"
26	GA14484	-	Two Section Cable
A	GA14190	-	Point Row Clutch Assembly, R.H. (R.H. Side Of Machine) (Items 1-21)
B	GA14191	-	Point Row Clutch Assembly, L.H. (L.H. Side Of Machine) (Items 1-21)
C	GA14199	-	Point Row Clutch Assembly, Interplant (Items 1-21)

(IP1041)

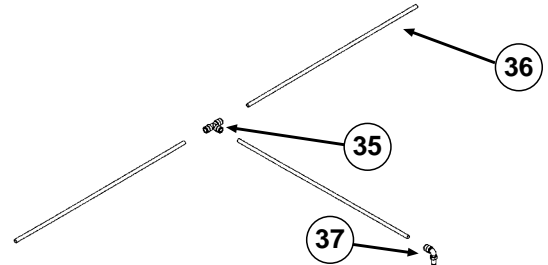
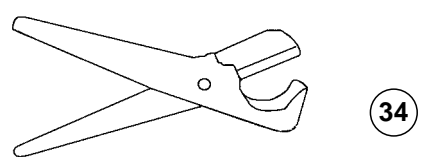


ITEM	PART NO.	QTY.	DESCRIPTION
1	---	-	<a href="#">See "Air Compressor, Dual Solenoid Assembly, Tubing, and Fittings" on page P119</a>
2	---	-	<a href="#">See "Air Compressor, Dual Solenoid Assembly, Tubing, and Fittings" on page P119</a>
3	GA13519	1	Compressor Cable
4	GA16388	1	Planter Harness
5	---	-	<a href="#">See "Electrical Components" on page P179</a>
6	GA12812	1	Hall Effect Adapter
7	GD18010	1	Tee, 3/8" Tube Union
8	GD18796	1	Reducer, 3/8" To 1/4"
9	GD17150-04	1	Nylon Tubing, 3/8" O.D. x 86', 16 Row Pull Row Units
10	GA14846	1	High Pressure Sensor (0-120 PSI)
11	GA9964	1	Strain Relief
12	---	-	<a href="#">See "Planter Monitor Module (PMM)" on page P183</a>
13	GA8328	1	4-Pin Female Connector Kit, Includes:(1) 4-Pin Female Housing, (4) Pin Contacts, (4) Seals
14	GA8329	1	4-Pin Male Connector Kit, Includes: (1) 4-Pin Male Housing, (4) Sockets, (4) Seals
15	G1K321	1	2-Pin Female Connector Kit (Black), Includes: (3) 2-Pin Female Housings, (6) Pin Contacts, (6) Seals
16	G1K320	1	2-Pin Male Connector Kit (Black), Includes: (3) 2-Pin Male Housings, (6) Socket Contacts, (6) Seals
17	G1K248	1	3-Pin Female Connector Kit (Black), Includes: (3) 3-Pin Female Housings, (9) Pin Contacts, (9) Seals
18	G1K252	1	3-Pin Male Connector Kit (Black), Includes: (3) 3-Pin Male Housings, (9) Socket Contacts, (9) Seals
19	GD17150-06	1	Nylon Tubing, 3/8" O.D. x 1 1/2"

(IP1042a)



NOTE: Items 22-33 are only applicable with pneumatic down pressure option.



ITEM	PART NO.	QTY.	DESCRIPTION
1	G10022	2	Hex Head Cap Screw, ¼"-20 x ½"
	G10227	2	Lock Washer, ¼"
	G10103	2	Hex Nut, ¼"-20
2	GD18084	1	Regulator Bracket
3	GD19080	3	Elbow, ¼" x ⅛" NPT Swivel
4	GA12629	1	Mini Regulator W/Gauge
5	GD19087	2	Grommet, 1"
6	GA13398	1	Compressor Mount
7	GA22273	1	Air Compressor
8	G11327	4	Phillips Flat Head Machine Screw, No. 10-24 x ⅝", Stainless Steel
	G10243	4	Washer, No. 10 SAE
9	G11297	2	Phillips Pan Head Machine Screw #8 - 32 x 1⅜", Stainless Steel
	G10251	2	Hex Nut, No. 8-32
10	GD21274	1	Distribution Manifold
11	GR1778	1	Pressure Switch
12	GD19079	1	Plug, ⅛" NPT
13	GA13399	1	Compressor Cover
	GD17151-06	1	Nylon Tubing, ¼" O.D. x 1.5'
14	GD17143	1	Swivel Elbow, ¼" NPT x ⅜"
15	GR1921	1	Check Valve
	GR1951	1	Leader Hose without Check Valve
16	GA14127	1	Filter Assembly
	GR1943	-	Filter
17	G10022	6	Hex Head Cap Screw, ¼"-20 x ½"
	G10227	8	Lock Washer, ¼"
18	G10308	2	Carriage Bolt, ⅜"-16 x ¾"
	G11091	2	Serrated Flange Nut, ⅜"-16
19	GD19089	1	Air Compressor Mount Bracket
20	GD19090	1	U-Bolt, 6" x ⅜"-16
	G11091	2	Serrated Flange Nut, ⅜"-16
21	G10004	1	Hex Head Cap Screw, ⅜"-16 x 1"
	G10229	1	Lock Washer, ⅜"
	G10101	1	Hex Nut, ⅜"-16
22	G11247	3	Slotted Pan Head Machine Screw, M4-0.7 x 8
23	GA11993	1	Block
	G10256	4	Lock Washer, No. 8
	GR1952	4	Socket Head Cap Screw, #8-32 x 2"
	GR1953	4	O-Ring
24	GA11997	1	Breather, ¼" NPT
25	GD17143	1	Swivel Elbow, ¼" NPT x ⅜"
26	GD17156	2	Plug, ¼" NPT
27	G10040	2	Hex Head Cap Screw, ¼"-20 x 1¼"
	G11385	2	Flat Washer, ¼" SAE
28	GA11994	2	Solenoid
29	GD17154	1	Connector, ¼" Male NPT
30	GD17141	2	Connector, ¼" Male NPT
31	GD18078	1	Female Cross, ¼" NPT
32	GA12104	1	Pressure Gauge, ¼" NPT
33	GA11992	1	Shutoff Valve, ¼" NPT
34	GA13169	1	Tube Cutter W/Blade
	GR1843	-	Blade

Continued on the next page.

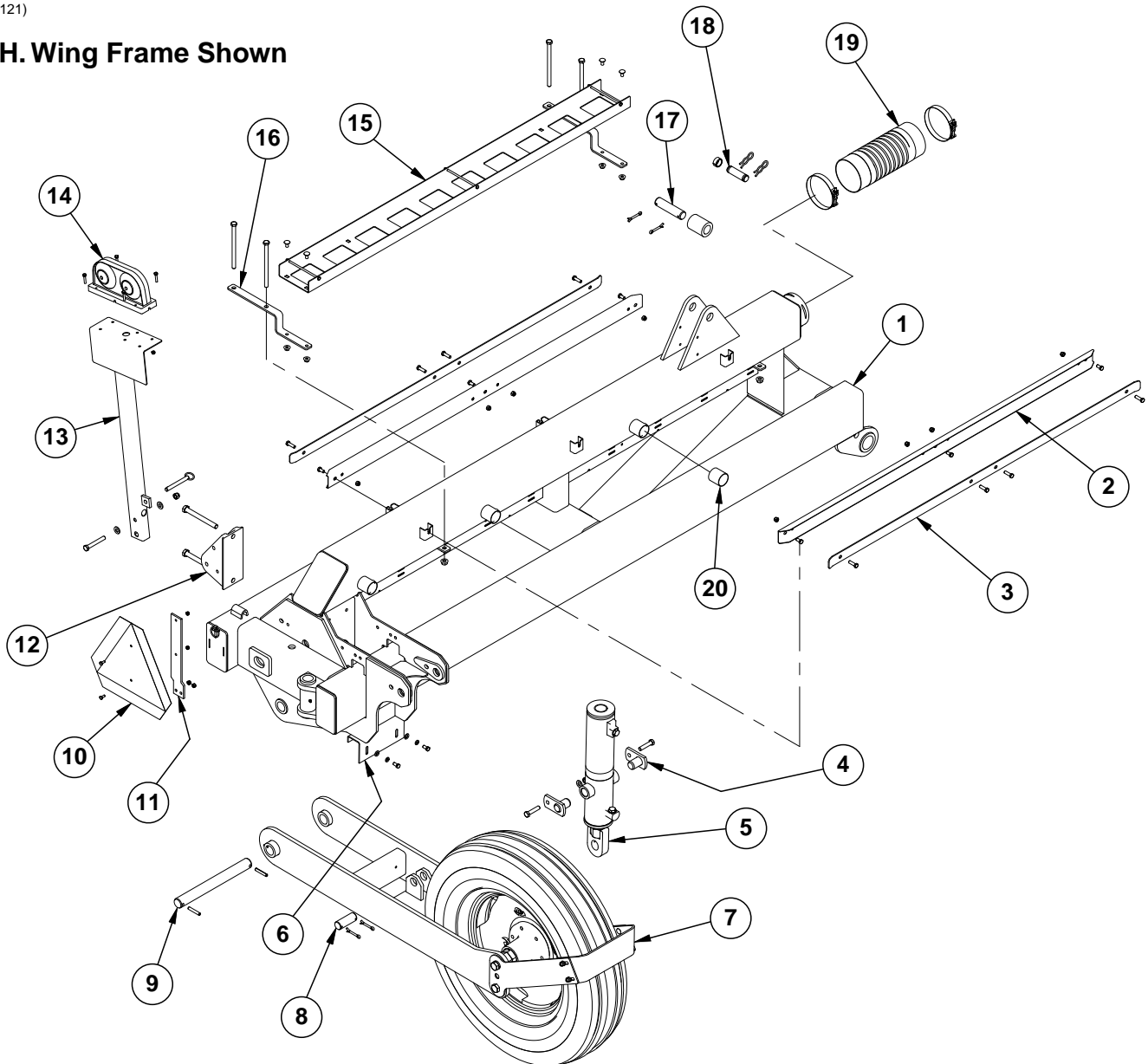
ITEM	PART NO.	QTY.	DESCRIPTION
35	GD18010	-	Tee, 3/8" Tube Union, Pull Row Unit (Pneumatic Down Pressure)
	GD18274	-	Tee, 3/8" x 1/8" NPT Extended, Push Row Unit (Pneumatic Down Pressure)
36	GD17150-03	-	Nylon Tubing, 3/8" O.D. x 64', 12 Row Pull Row Units (Pneumatic Down Pressure)
	GD17150-04	-	Nylon Tubing, 3/8" O.D. x 86', 16 Row Pull Row Units (Pneumatic Down Pressure)
	GD17150-08	-	Nylon Tubing, 3/8" O.D. x 60', 11 Row Push Row Units (Pneumatic Down Pressure)
	GD17150-09	-	Nylon Tubing, 3/8" O.D. x 82', 15 Row Push Row Units (Pneumatic Down Pressure)
	GD17150-12	-	Nylon Tubing, 3/8" O.D. x 5', Even-Row Push Row Unit (Pneumatic Down Pressure)
37	GD18011	-	Elbow, 3/8" x 1/8" NPT Extended, Pull Row Unit (Pneumatic Down Pressure)
38	GR2233	-	Vibration Isolator Gromet, 4 Pack
A	GA11995	-	Dual Solenoid Assembly (Items 22-33) (Only Applicable with Pneumatic Down Pressure Option)



**This page left blank intentionally.**

(IP1121)

L.H. Wing Frame Shown

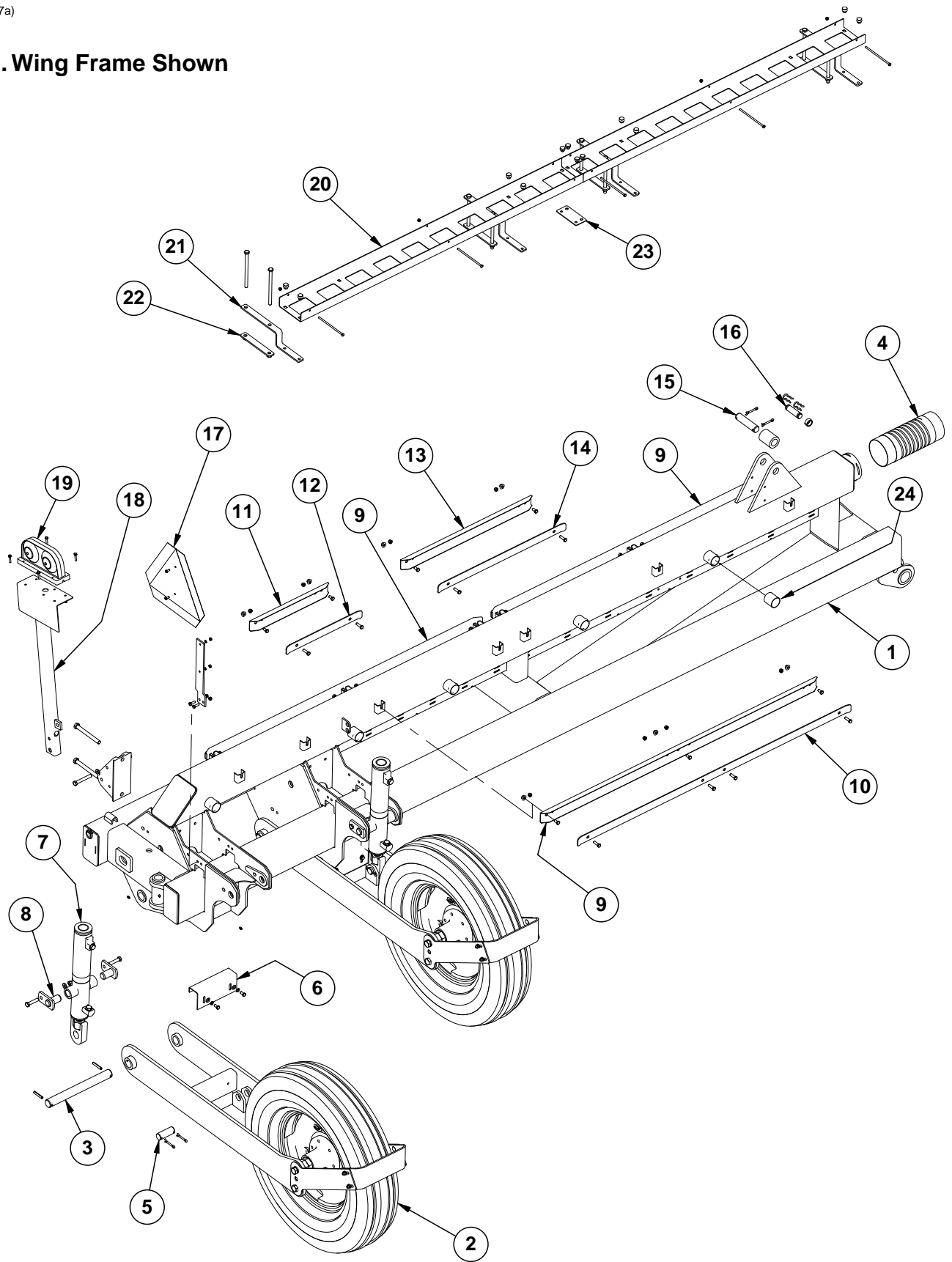


ITEM	PART NO.	QTY.	DESCRIPTION
1	GA13971 GA13972	1 -	L.H. Wing, 12 Row (Shown) R.H. Wing, 12 Row
2	GD18433 G10108 G10002	2 6 6	Hose Channel, 63½" Lock Nut, ⅜"-16 Hex Head Cap Screw, ⅜"-16 x ¾"
3	GD18752 G10004 G11091 G10108	2 8 8 8	Plate Clamp, 63" Hex Head Cap Screw, ⅜"-16 x 1¼" Serrated Flange Nut, ⅜"-16 Lock Nut, ⅜"-16
4	GA6761 G10581 G11389 G10111	2 2 2 2	Pin, 1¼" Hex Head Cap Screw, ½"-13 x 2¼" Flat Washer, ½" SAE Lock Nut, ½"-13

ITEM	PART NO.	QTY.	DESCRIPTION
5	---	-	<a href="#">See "Wheel Lift Cylinder" on page P150</a>
6	GD18545	1	Wing Wheel Stop Arm
	G10002	2	Hex Head Cap Screw, 3/8"-16 x 3/4"
	G10229	2	Lock Washer, 3/8"
	G11387	2	Flat Washer, 3/8" SAE
7	---	-	<a href="#">See "Ground Drive Wheel" on page P135</a>
8	GD18705	1	Pin, 1 1/4"
	G10460	4	Cotter Pin, 1/4" x 2"
9	GD18695	1	Wing Wheel Mount Pin
	G10476	2	Spring Pin, 3/8" x 2 1/4"
10	GD2199	1	SMV Sign
	G10110	2	Lock Nut, 1/4"-20, Grade B
	G10020	2	Hex Head Cap Screw, 1/4"-20 x 5/8"
11	GD15624	1	SMV Bracket, Conventional
	G10109	2	Lock Nut, 5/16"-18, Grade 8
	G10019	2	Hex Head Cap Screw, 5/16"-18 x 1"
12	GB0309	1	Light Mount Bracket
	GD1908	1	Mounting Bracket
	G10230	2	Lock Washer, 5/8"
	G10104	2	Hex Nut, 5/8"-11
	G10068	2	Hex Head Cap Screw, 5/8"-11 x 6"
13	GA9840	1	Light Bracket
	G10874	1	Detent Pin, 1/2" x 3 1/2" Grip
	G10033	1	Hex Head Cap Screw, 1/2"-13 x 3 1/2"
	G11389	2	Flat Washer, 1/2" SAE
	G10111	1	Lock Nut, 1/2"-13
14	GA6699	1	Double Light Assembly (Shown)
	GR1956	-	Amber Lens Kit, Includes: (1) Amber Lens, (1) Gasket, and (3) Hex Head Cap Screws
	GR1957	-	Red Lens Kit, Includes: (1) Red Lens, (1) Gasket, and (3) Hex Head Cap Screws
	GR1958	-	Black Cover Kit, Includes: (1) Black Cover, (1) Gasket, and (3) Hex Head Cap Screws
	GR1208	-	Bulb
	G11330	4	Hex Head Cap Screw, 1/4"-20 x 1 1/4"
	G10110	4	Lock Nut, 1/4"-20, Grade B
15	GD19587	1	Hose Rack
	G11329	3	Hex Head Cap Screw, 1/4"-20 x 6 1/2"
	G10110	3	Locknut, 1/4"-20, Grade B
	G10599	4	Carriage Bolt, 3/8"-16 x 1 1/4"
	G11091	4	Serrated Flange Nut, 3/8"-16
16	GD31519	2	Hose Rack Bracket
	GD31518	2	Hose Tray Mount Plate
	G11109	4	Hex Head Cap Screw, 1/2"-13 x 7 1/2"
	G11389	4	Flat Washer, 1/2" Plated SAE
	G10111	4	Lock Nut, 1/2"-13
17	GD17758	1	Wing Hinge Lock Up Pin
	GD18716	1	Sleeve
18	GR0375	1	Pin, 1" x 3 1/2"
	GR0193	2	Hair Pin Clip
	GD18663	1	Tension Bushing, 1" I.D.
19	GD15867-01	1	Hose, 5" x 13"
	G11188	2	T-Bolt Clamp, 5 1/4"
20	G11147	-	Cap, 2"
	GD2117	-	Cable Tie, 14 1/2"

(IP1037a)

L.H. Wing Frame Shown

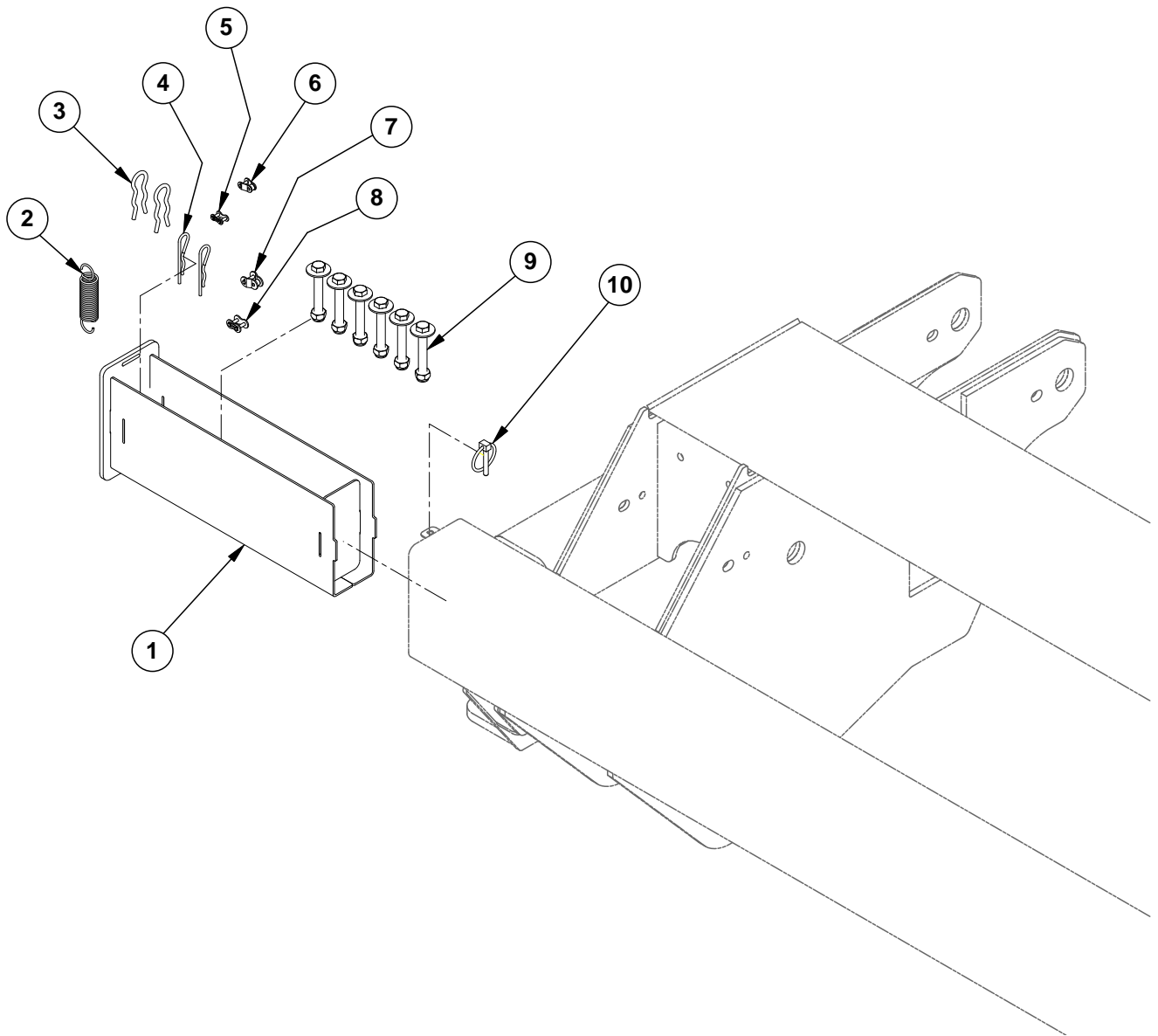


ITEM	PART NO.	QTY.	DESCRIPTION
1	GA12869	1	L.H. Wing (Shown)
	GA12870	1	R.H. Wing
2	---	-	<a href="#">See "Ground Drive Wheel" on page P135</a>
3	GD18695	2	Wing Wheel Mount Pin
	G10476	4	Spring Pin, 3/8" x 2 1/4"
4	GD15867-01	1	Hose, 5" x 13"
5	GD18705	2	Pin, 1 1/4"
	G10460	6	Cotter Pin, 1/4" x 2"
6	GD18545	2	Wing Wheel Stop Arm
	G10229	4	Lock Washer, 3/8"
	G11387	4	Flat Washer, 3/8" SAE
	G10002	15	Hex Head Cap Screw, 3/8"-16 x 3/4"
7	---	-	<a href="#">See "Wheel Lift Cylinder" on page P150</a>
8	GA5121	4	Pin, 2 1/8"
	G10581	4	Hex Head Cap Screw, 1/2"-13 x 2 1/4"
	G11389	6	Flat Washer, 1/2" SAE
	G10111	5	Lock Nut, 1/2"-13
9	GD18433	3	Hose Channel, 63 1/2"
	G10002	9	Hex Head Cap Screw, 3/8"-16 x 3/4"
	G11091	9	Serrated Flange Nut, 3/8"-16
10	GD18752	3	Plate Clamp, 63"
	G10004	12	Hex Head Cap Screw, 3/8"-16 x 1 1/4"
	G10108	12	Lock Nut, 3/8"-16
11	GD18435	1	Hose Channel, 18"
	G10002	2	Hex Head Cap Screw, 3/8"-16 x 3/4"
	G11091	2	Serrated Flange Nut, 3/8"-16
12	GD18750	1	Plate Clamp, 17 1/2"
	G10004	2	Hex Head Cap Screw, 3/8"-16 x 1 1/4"
	G10108	2	Lock Nut, 3/8"-16
13	GD18434	1	Hose Channel, 30"
	G10002	2	Hex Head Cap Screw, 3/8"-16 x 3/4"
	G11091	2	Serrated Flange Nut, 3/8"-16
14	GD18751	1	Plate Clamp, 29 1/2"
	G10004	2	Hex Head Cap Screw, 3/8"-16 x 1 1/4"
	G10108	2	Lock Nut, 3/8"-16
15	GD17758	1	Wing Hinge Lock Up Pin
	GD18716	1	Sleeve
16	GR0375	1	Pin, 1" x 3 1/2"
	GR0193	2	Hair Pin Clip
	GD18663	1	Tension Bushing, 1" I.D.
17	GD2199	1	SMV Sign (L.H. Wing Frame)
	GD15624	1	SMV Bracket, Conventional
	G10109	2	Lock Nut, 5/16"-18, Grade 8
	G10019	2	Hex Head Cap Screw, 5/16"-18 x 1"
	G10020	2	Hex Head Cap Screw, 1/4"-20 x 5/8"
	G10227	6	Lock Washer, 1/4"
18	G10103	6	Hex Nut, 1/4"-20
	GA9840	1	Light Bracket (L.H. Wing Frame)
	GB0309	1	Light Mount Bracket
	GD1908	1	Mounting Bracket
	G10068	2	Hex Head Cap Screw, 5/8"-11 x 6"
	G10230	2	Lock Washer, 5/8"
	G10104	2	Hex Nut, 5/8"-11
G10033	1	Hex Head Cap Screw, 1/2"-13 x 3 1/2"	

Continued on the next page.

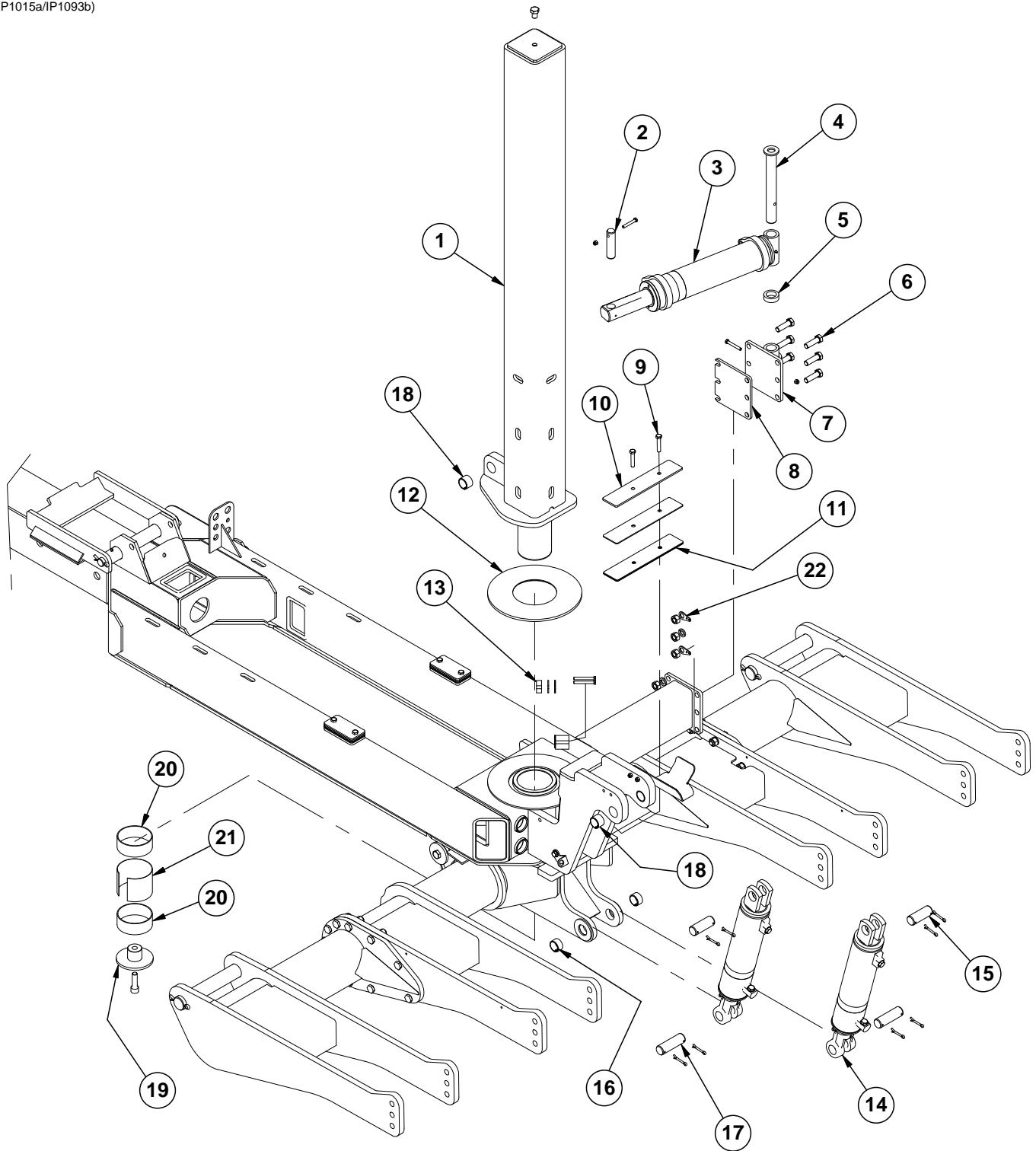
ITEM	PART NO.	QTY.	DESCRIPTION
19	GA6699	1	Double Light Assembly
	GR1956	-	Amber Lens Kit, Includes: (1) Amber Lens, (1) Gasket, and (3) Hex Head Cap Screws
	GR1957	-	Red Lens Kit, Includes: (1) Red Lens, (1) Gasket, and (3) Hex Head Cap Screws
	GR1958	-	Black Cover Kit, Includes: (1) Black Cover, (1) Gasket, and (3) Hex Head Cap Screws
	GR1208	-	Bulb
	G11330	4	Hex Head Cap Screw, ¼"-20 x 1¼"
	G10110	4	Lock Nut, ¼"-20, Grade B
20	GD19587	2	Hose Rack
	G11329	5	Hex Head Cap Screw, ¼"-20 x 6½"
	G10110	5	Locknut, ¼"-20, Grade B
	G10599	12	Carriage Bolt, ⅜"-16 x 1¼"
	G11091	12	Serrated Flange Nut, ⅜"-16
21	GD31519	4	Hose Rack Bracket
	G11109	8	Hex Head Cap Screw, ½"-13 x 7½"
	G11389	8	Flat Washer, ½" Plated SAE
	G10111	8	Lock Nut, ½"-13
22	GD31518	4	Hose Tray Mount Plate
	G11109	8	Hex Head Cap Screw, ½"-13 x 7½"
	G11389	8	Flat Washer, ½" Plated SAE
	G10111	8	Lock Nut, ½"-13
23	GD19588	1	Attach Plate
24	G11147	-	Cap, 2"
	GD2117	-	Cable Tie, 14½"

(IP1117)



ITEM	PART NO.	QTY.	DESCRIPTION
1	GA13945	1	Toolbox
2	GD5857	1	Spring
3	GR0193	2	Hair Pin Clip
4	G10592	2	Hair Pin Clip, No. 11
5	GR0196	1	Connector Link, No. 41
6	GR0201	1	Offset Link, No. 41
7	GR0911	1	Offset Link, No. 40
8	GR0912	1	Connector Link, No. 40
9	G10067	6	Hex Head Cap Screw, 7/16"-14 x 3"
	G11388	6	Flat Washer, 7/16" SAE
	G10113	6	Lock Nut, 7/16"-14
10	GD2558	1	Lynch Pin, 1/4"

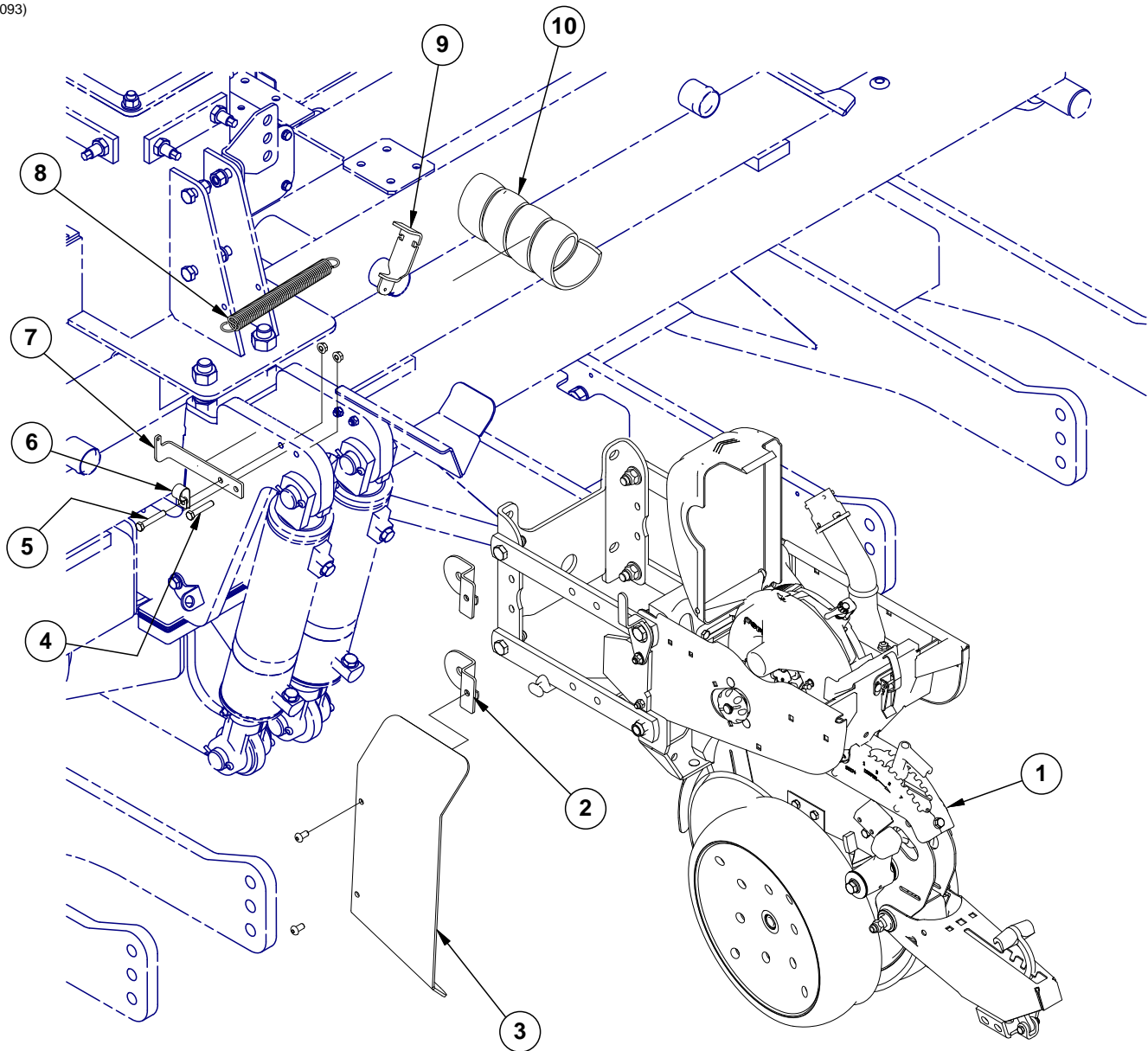
(IP1015a/IP1093b)





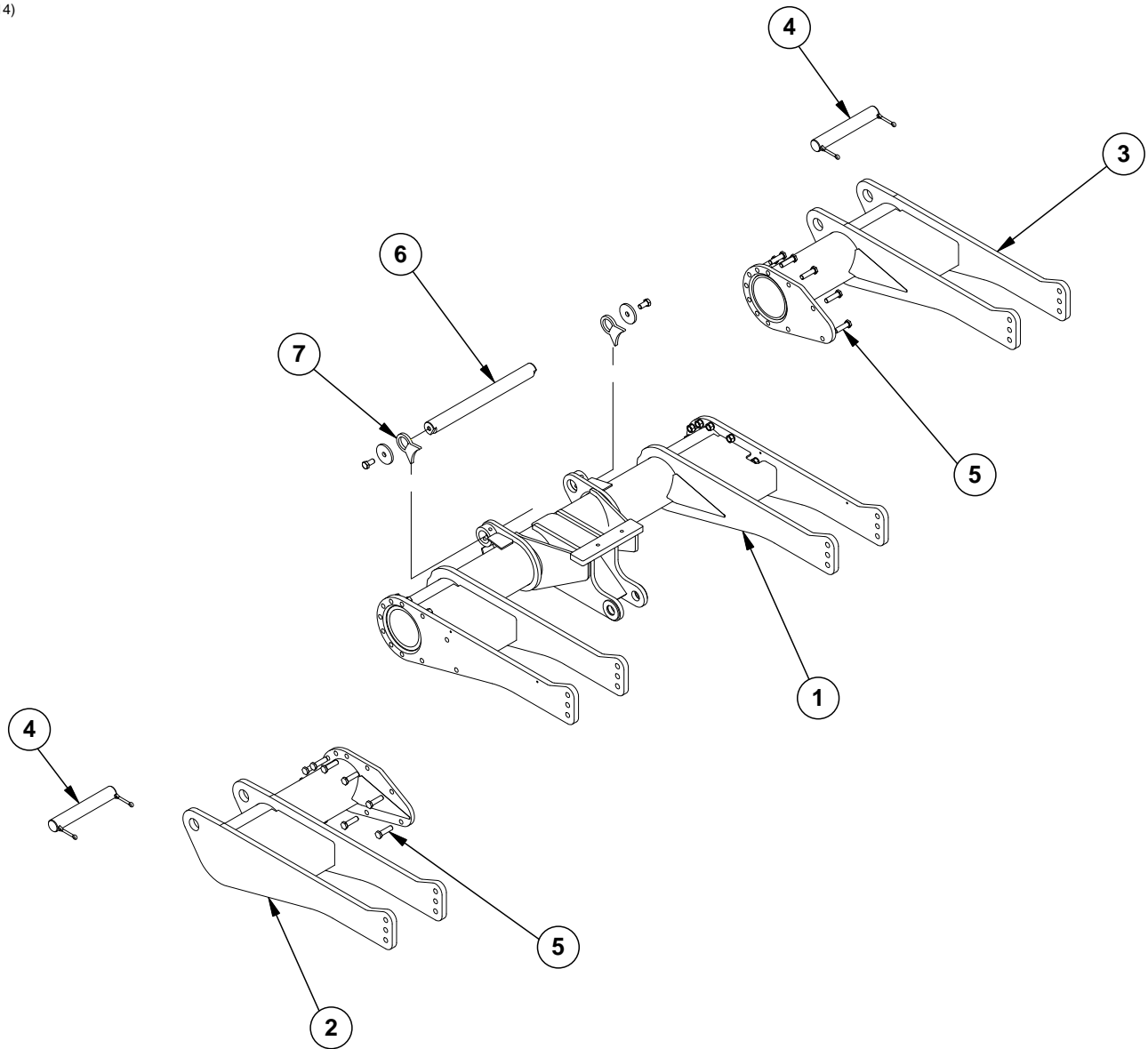
ITEM	PART NO.	QTY.	DESCRIPTION
1	GA13597	1	Lift Post
	G10026	1	Hex Head Cap Screw, 3/4"-10 x 2"
2	GD18698	1	Pin, 1 1/4" x 4 3/4"
	G10108	2	Lock Nut, 3/8"-16
	G10049	1	Hex Head Cap Screw, 3/8"-16 x 2 1/2"
3	---	-	<a href="#">See "Rotation Cylinder" on page P149</a>
4	GA13236	1	Rotation Cylinder Pin
	G10325	1	Hex Head Cap Screw, 3/8"-16 x 2 3/4"
5	GD18794	1	Bushing
6	G10027	6	Hex Head Cap Screw, 3/4"-10 x 2 1/2"
	G10231	4	Lock Washer, 3/4"
	G10105	6	Hex Nut, 3/4"-10
7	GA12888	1	Cylinder Bracket
8	GD18795-01	1	Rotate Cylinder Shim
9	G10053	2	Hex Head Cap Screw, 1/2"-13 x 2 1/2"
	G10111	2	Lock Nut, 1/2"-13
10	GD19330	1	Rock Shaft Wear Plate
11	GD19332	2	Shim, 16 Gauge
	GD19331	2	Shim, 10 Gauge
12	GD18598	1	Contact Wear Pad
13	GD18893	1	Rotate Stop Tap Block
	GD19186	2	Shim, 16 Gauge
	GD18896	2	Shim, 10 Gauge
	GD18895	2	Shim, 12 Gauge
	GD18894	2	Shim, 14 Gauge
	G10062	2	Hex Head Cap Screw, 3/8"-16 x 3"
14	---	-	<a href="#">See "Rockshaft Transport Lift Cylinder" on page P151</a>
15	GD18697	2	Pin, 1 1/2" x 4"
16	GD19007	2	Tension Bushing, 1 1/2"
	G10460	8	Cotter Pin, 1/4" x 2"
17	GD18696	2	Pin, 1 1/2" x 4 3/4"
18	GD19008	3	Bushing, 1 1/2"
19	GA13605	1	Lift Post Base Cap
	G11304	1	Hex Socket Head Cap Screw, 3/4"-10 x 2 1/2"
20	GD18009	2	Wear Bearing
21	GD19388	1	Rotate Post Sleeve
22	GD19783	2	Wire Retainer

(IP1093)



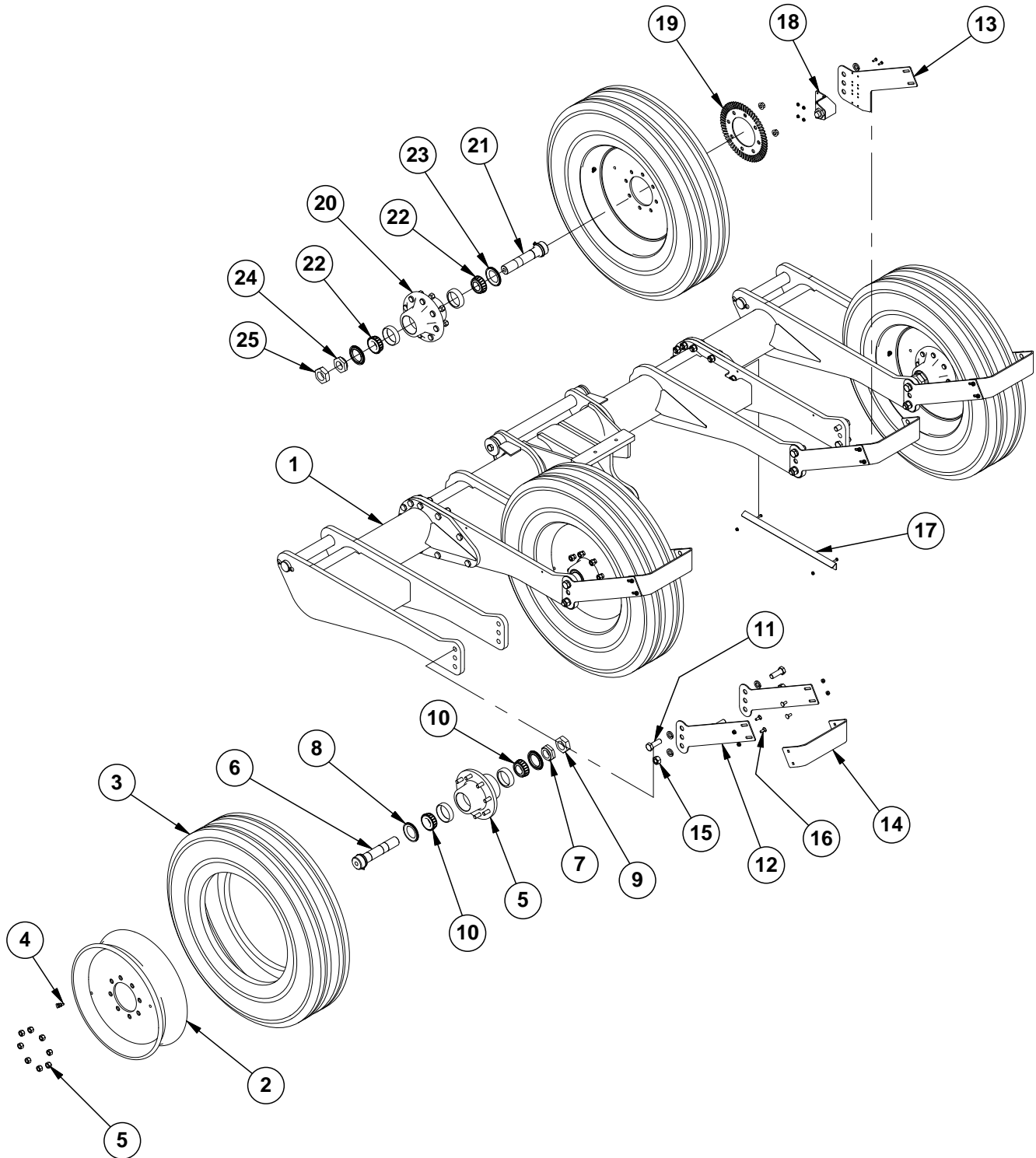
ITEM	PART NO.	QTY.	DESCRIPTION
1	---	-	<a href="#">See "Shank Assembly, Seed Tube, and Depth Adjustment" on page P1</a> <a href="#">See "Parallel Arms, Mounting Support Plate, and Quick Adjustable Down Forces Springs Option" on page P5</a> <a href="#">See "Hopper Support and Meter Drive" on page P19</a>
2	GA14760	2	Shield Bracket
3	GD21094	1	Shield
	G11286	2	Hex Socket Button Head Cap Screw, 3/8"-16 x 3/4", Grade 8
4	G10048	1	Hex Head Cap Screw, 3/8"-16 x 2"
5	G10939	1	Hex Head Cap Screw, 3/8"-16 x 2 1/4"
6	GD20095	1	Insulated Clamp
7	GD19793	1	Hose Anchor Bracket
	G10622	2	Serrated Flange Nut, 3/8"-16
8	GD0829	1	Spring
9	GA14761	1	Hose Anchor
10	GD19383-01	1	Hose Wrap, 90"
A	G1K488	-	Hose Spring Anchor Kit, Includes Items 1-9

(IP1014)



ITEM	PART NO.	QTY.	DESCRIPTION
1	GA12834	1	Rock Shaft
2	GA12835	1	L.H. Rock Shaft Stub
3	GA12836	1	R.H. Rock Shaft Stub
4	GD17479	2	Rock Shaft Pin
	G10461	4	Cotter Pin, 3/8" x 3"
5	GD2169	22	Special Washer, 25/32" I.D. x 1 1/4" O.D., Hardened
	G11082	22	Hex Head Cap Screw, 3/4"-10 x 2 3/4", Grade 8
	G10098	22	Hex Nut, 3/4"-16
6	GD20104	1	Pin, 2 1/4"
7	GD20105	2	Pin Retainer
	GD17180	2	Washer, 3 1/2" O.D. x 1 3/16" I.D. x 3/8"
	G10026	2	Hex Head Cap Screw, 3/4"-10 x 2"

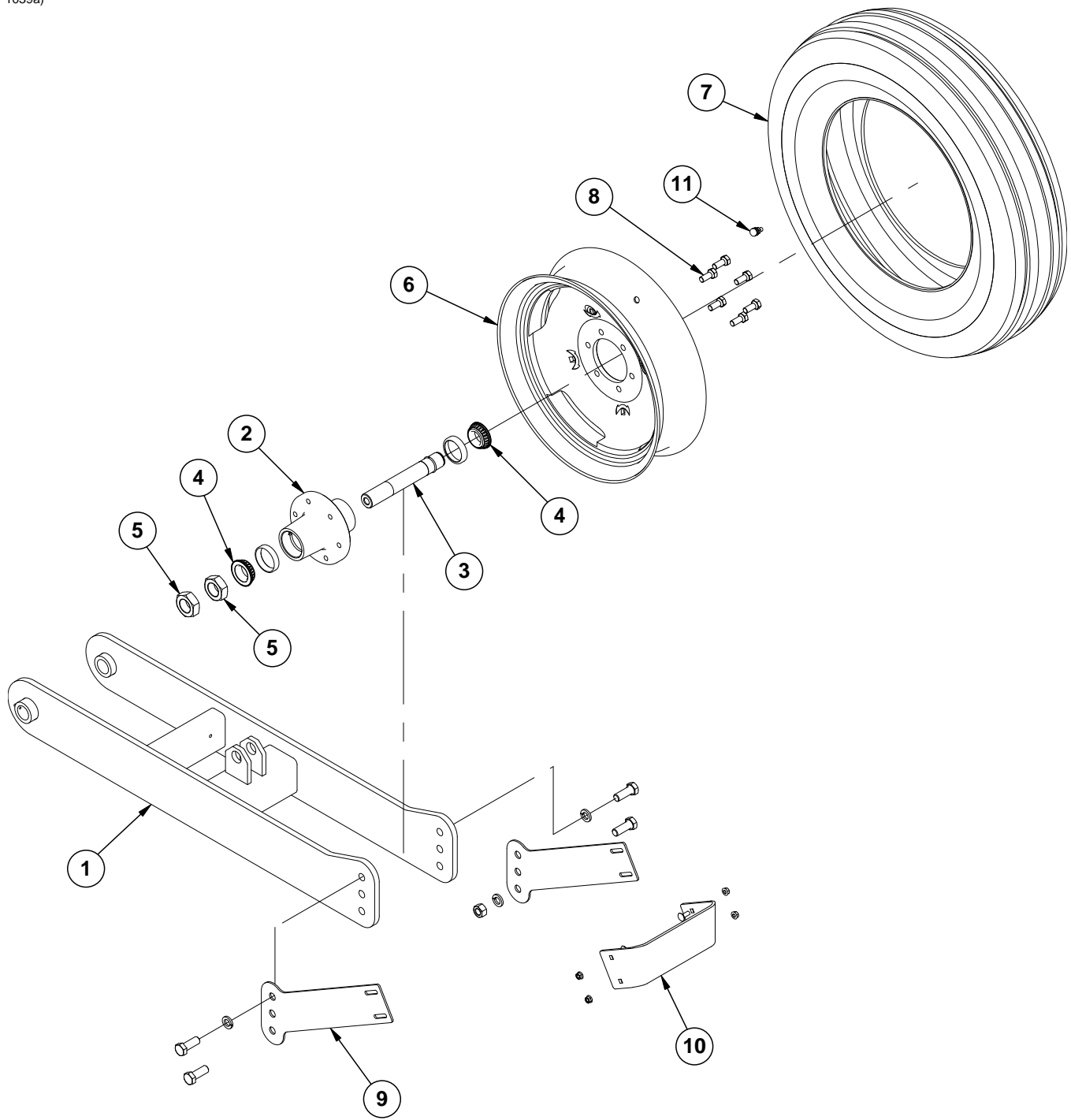
(IP1019a)



ITEM	PART NO.	QTY.	DESCRIPTION
1	---	1	<a href="#">See "Axle Assembly" on page P132</a>
2	GA14516	1	Rim, 5.5" x 22.5"
3	GD15406	1	Tire, 41 x 11 R22.5" W/O Center Rib (Specify Brand*)
	G10640	1	Grease Fitting, ¼"-28
4	GA7434	1	Valve Stem
5	GA4729	1	Hub W/Cups, Bolts, Nuts And Grease Fitting, 8 Bolt, 1¾" Bore
	G10640	1	Grease Fitting, ¼"-28
6	GA10139	1	Spindle W/Retaining Ring, 1¾"
7	GD7089	1	Special Nut, 1¾"-12 UNF
8	GA4722	2	Seal
9	GD7864	1	Special Hex Nut, 1¾"-12 UNF
10	GA4723	2	Bearing
11	G10448	8	Hex Head Cap Screw, 7/8"-9 x 2½", Grade 8
	G10330	8	Lock Washer, 7/8"
12	GD19481	7	Mud Scraper Bracket
13	GD19483	1	Mud Scraper/Sensor Bracket
14	GD19485	4	Mud Scraper
15	G10955	8	Hex Nut, 7/8"-9
	G10448	8	Hex Head Cap Screw, 7/8"-9 x 2½", Grade 8
	G10330	8	Lock Washer, 7/8"
16	G10305	16	Carriage Bolt, 3/8"-16 x 1"
	G11091	16	Serrated Flange Nut, 3/8"-16
17	GD19076	1	Cable Guard Bracket
	G10021	2	Hex Head Cap Screw, ¼"-20 x 1½"
	G10621	2	Serrated Flange Nut, ¼"-20
18	GA13564	1	Sensor Bracket Assembly
	GA13563	1	Sensor Bracket
	GA13204	1	Hall Effect Sensor
	G10023	4	Hex Head Cap Screw, ¼"-20 x ¾"
	G10621	4	Serrated Flange Nut, ¼"-20
19	GD18643	1	Jump Start Wheel
	G11254	4	Serrated Flange Nut, 5/8"-18
20	GA14521	1	Hub W/Cups, Bolts, Nuts, and Grease Fitting, 8 Bolt
	G10640	1	Grease Fitting, ¼"-28
	GD18676	8	Lug Bolt, 5/8"-18 x 2¾"
	GR1912	4	Lug Nut, 5/8"-18 UNF, Grade 5
21	GA10139	1	Spindle W/Retaining Ring, 1¾"
22	GA4723	2	Bearing
23	GA4722	2	Seal
24	GD7089	1	Special Nut, 1¾"-12 UNF
25	GD7864	1	Special Hex Nut, 1¾"-12 UNF
A	GA14518	-	Tire And Rim Assembly (Items 2-4) (Specify Brand*)
B	GA10138	-	Hub Assembly (Items 5-10)
C	GA14522	-	Hub Assembly (Items 20-25)

\*Specific brand requests will be supplied only as available from current Kinze Repair Parts stock. If a specific brand requested is not in stock, the brand available will be supplied.

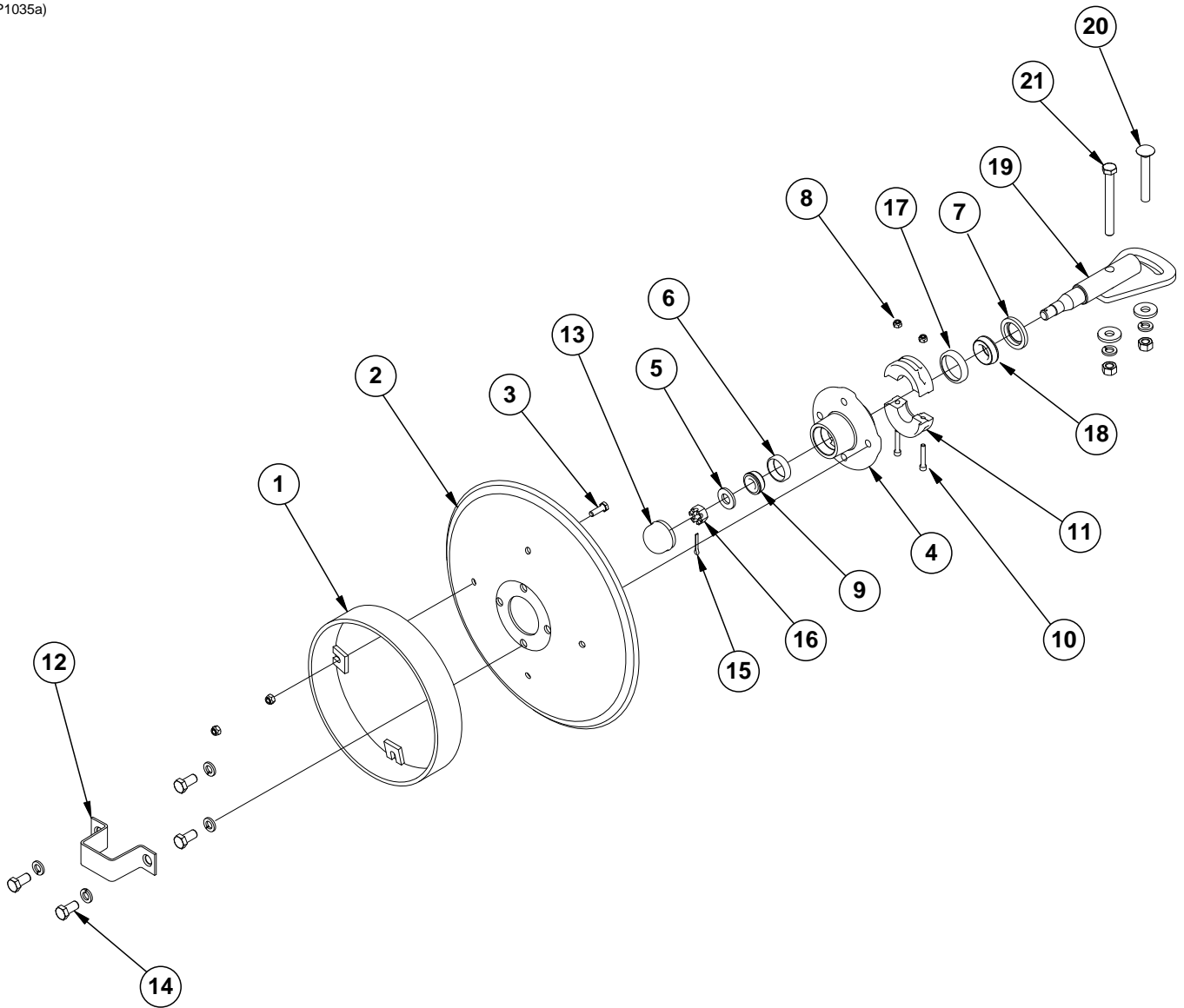
(IP1039a)



ITEM	PART NO.	QTY.	DESCRIPTION
1	GA13017	1	Wing Wheel Arm
	G10640	-	Grease Fitting, ¼"-28
2	GA2148	1	Hub W/Cups, 6 Bolt
	GR0434	-	Cup
3	GA4376	1	Spindle W/Round External Retaining Ring, 10"
	GD11490	-	Round External Retaining Ring
4	GA0895	2	Bearing
5	G11081	2	Hex Jam Nut, 1½"-12, Grade 2
6	GA14413	1	Rim, 5.5" x 20"
7	GD13401	1	Tire, 7.50" x 20", 8 Ply, Tubeless W/O Center Rib (Specify Brand*)
8	GR0270	6	Lug Bolt, 9/16"-18
9	GD19482	2	Mud Scraper Bracket
	G10026	4	Hex Head Cap Screw, ¾"-10 x 2"
	G10231	4	Lock Washer, ¾"
	G11314	2	Hex Nut, ¾"-10
10	GD19484	1	Mud Scraper
	G10622	4	Serrated Flange Nut, 3/8"-16
	G10305	4	Carriage Bolt, 3/8"-16 x 1"
11	GA7434	-	Valve Stem
A	GA4377	-	Hub And Spindle Assembly (Items 2, 3, 4, And 5)
B	GA14412	-	Tire And Rim Assembly (Items 6, 7, And 11) (Specify Brand*)

**\*Specific brand requests will be supplied only as available from current Kinze Repair Parts stock. If a specific brand requested is not in stock, the brand available will be supplied.**

(IP1035a)

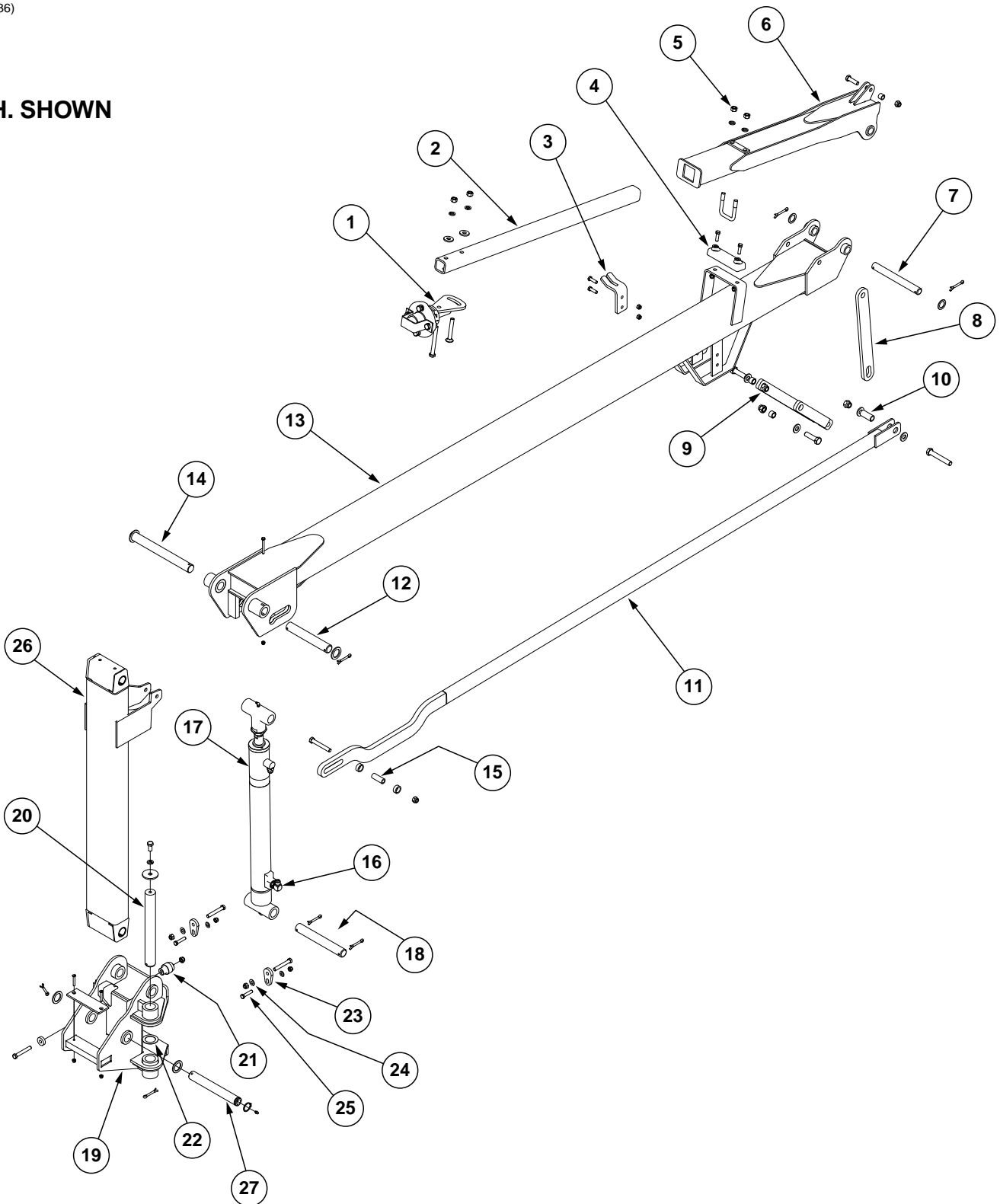




ITEM	PART NO.	QTY. (Per Assy.)	DESCRIPTION
1	GA5853	1	Depth Band
2	GD0746	1	Disc Blade, Solid, 16" (Shown)
	GD10283	-	Disc Blade, Notched, 16" (Optional)
3	G10019	4	Hex Head Cap Screw, 5/16"-18 x 1"
	G10109	4	Lock Nut, 5/16"-18, Grade 8
4	GA0167	1	Hub W/Cups, 4 Bolt (Includes Items 6 and 17)
5	G11391	1	Flat Washer, 5/8" SAE
6	GR0151	1	Outer Cup
7	GD21540	1	Grease Seal
8	G10110	2	Lock Nut, 1/4"-20, Grade B
9	GA0257	1	Bearing
10	G11418	2	Hex Socket Head Cap Screw, 1/4"-20 x 1 1/2"
11	GB0554	2	Hub Shield
12	GD2597	1	Retainer
13	GD0840	1	Dust Cap
14	G10722	4	Hex Head Cap Screw, 1/2"-20 x 1"
	G10228	4	Lock Washer, 1/2"
15	G10544	1	Cotter Pin, 5/32" x 1"
16	G10725	1	Slotted Hex Nut, 5/8"-18
17	GR0150	1	Inner Cup
18	GA0245	1	Bearing
19	GA15151	1	Spindle
20	G10844	1	Carriage Bolt, 1/2"-13 x 3 1/2"
	G10168	1	Machine Bushing, 1/2", 7 Gauge
	G10228	1	Lock Washer, 1/2"
	G10102	1	Hex Nut, 1/2"-13
21	G10045	1	Hex Head Cap Screw, 1/2"-13 x 4 1/2"
	G10168	2	Machine Bushing, 1/2", 7 Gauge
	G10228	2	Lock Washer, 1/2"
	G10102	2	Hex Nut, 1/2"-13
A	GA13719	-	Hub And Spindle Assembly, (Items 4-7, 9, and 12-19)

(IP1036)

L.H. SHOWN



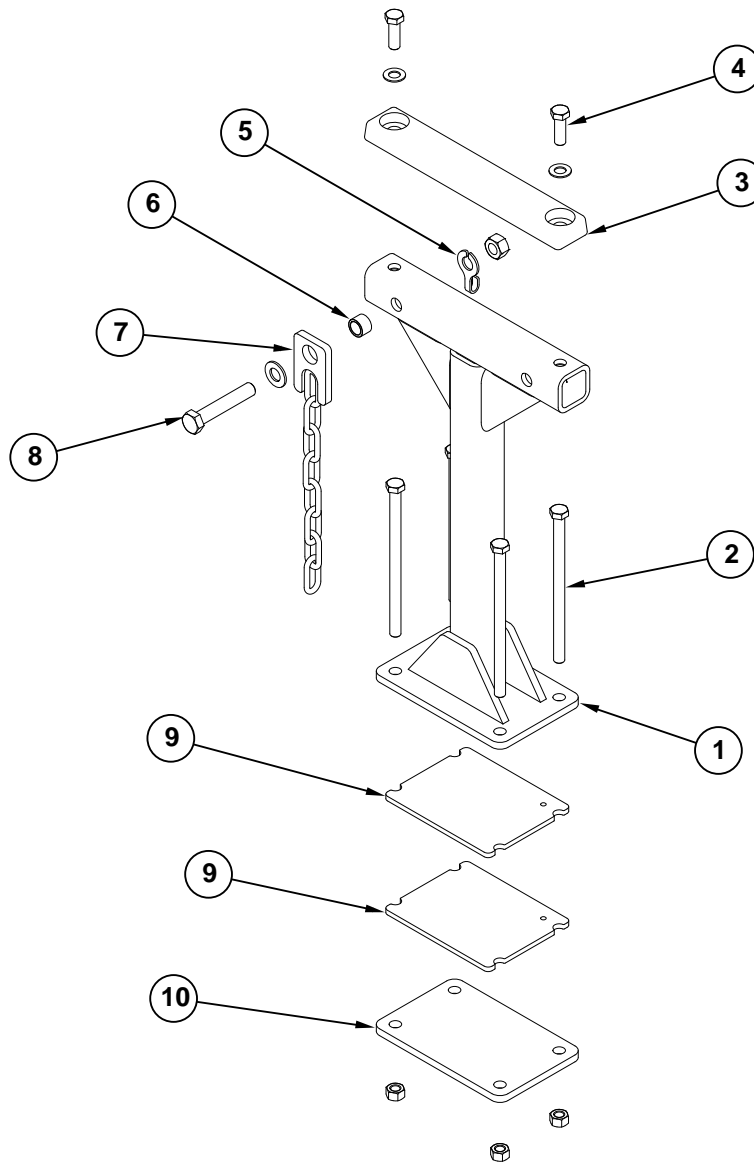
ITEM	PART NO.	QTY. (Per Assy.)	DESCRIPTION
1	GA13719	1	<a href="#">See "Row Marker Spindle/Hub/Blade" on page P137</a>
	G10844	1	Carriage Bolt, ½"-13 x 3½"
	G10045	1	Hex Head Cap Screw, ½"-13 x 4½"
	G10168	2	Machine Bushing, ½", 7 Gauge
	G10228	2	Lock Washer, ½"
	G10102	2	Hex Nut, ½"-13
2	GD0453-02	1	Extension Tube, 40", 16 Row
	GD0453-08	-	Extension Tube, 65" (Even Row Only)
	GD0453-11	-	Extension Tube, 35", 12 Row
3	GD18540	1	Lock-up Bracket Chain
	G10004	2	Hex Head Cap Screw, ⅜"-16 x 1¼"
	G10108	2	Lock Nut, ⅜"-16
4	GA9145	1	Molded Stop, 6¼" Long
	G10004	2	Hex Head Cap Screw, ⅜"-16 x 1¼"
	G10108	2	Lock Nut, ⅜"-16
5	GD2721	1	U-Bolt, 2" x 2" x ½"-13
	G10228	2	Lock Washer, ½"
	G10102	2	Hex Nut, ½"-13
6	GA13114	1	Arm, Third Stage, 16 Row
	GA13994	-	Arm, Third Stage, 12 Row
	GD10538-07	1	Sleeve, ¾" O.D. x ½" I.D. x .⅜"
	G10039	1	Hex Head Cap Screw, ½"-13 x 1¾"
	G10111	1	Lock Nut, ½"-13
	G10643	-	Grease Fitting, 45°, ¼"-28
7	GD18889	1	Pin, 1" x 9¼"
	G10345	2	Machine Bushing, 1", 14 Gauge
	G10460	4	Cotter Pin, ¼" x 2"
8	GD25189	1	Marker Link
9	GA13764	1	Linkage
10	GD3180-34	1	Sleeve, ⅞" O.D. x ⅝" I.D. x 2"
	GB0218	2	Bushing, 2½" I.D. x ⅞" O.D. x 1⅞" Long
	G11391	4	Flat Washer, ⅝" SAE
	G10006	2	Hex Head Cap Screw, ⅝"-11 x 2¼"
	G10107	2	Lock Nut, ⅝"-11
	G10036	1	Hex Head Cap Screw, ⅝"-11 x 4"
	G10107	1	Lock Nut, ⅝"-11
11	GA17400	1	Marker Link, 113¼", 16 Row
	GA17399	-	Marker Link, 66 ¾", 12 Row
12	GD18815	1	Pin, 1¼" x 8.38"
	G10159	2	Machine Bushing, 1¼", 10 Gauge
	G10460	1	Cotter Pin, ¼" x 2"
13	GA17402	1	Arm W/Grease Fitting, Second Stage, 16 Row
	GA17401	-	Arm W/Grease Fitting, Second Stage, 12 Row
14	GD21142	1	Marker Pin, 1¼" x 11 <sup>53</sup> / <sub>64</sub> "
	G11400	1	Retaining Ring, 1¼"
	G10159	1	Washer, 1 <sup>7</sup> / <sub>8</sub> "
	G10640	1	Grease Fitting, ¼"-28
	G10403	1	Hex Head Cap Screw, ¼"-20 x 2½"
	G11320	1	Lock Nut, ¼"-20, Grade B
15	GD19661-01	1	Sleeve, ¾" O.D. x 3 <sup>3</sup> / <sub>4</sub> " I.D. x 2"
	GD16418-02	2	Sleeve, 1 <sup>1</sup> / <sub>8</sub> " O.D. x 1 <sup>3</sup> / <sub>16</sub> " I.D. x 7 <sup>1</sup> / <sub>16</sub> "
	G10033	1	Hex Head Cap Screw, ½"-13 x 3½"
	G10111	1	Lock Nut, ½"-13

Continued on the next page.

ITEM	PART NO.	QTY. (Per Assy.)	DESCRIPTION
16	G6801-08	1	Elbow W/O-Ring, 90°, ¾"-16 Male JIC To O-Ring
	GR1037	-	O-Ring
	*A12065	2	Hose Assembly, ¾" x 50"
	G304-C-8	2	Cap Nut, ¾"-16
17	GA21030	1	<a href="#">See "Row Marker Cylinder" on page P159</a>
	G6400-08-04	1	Connector W/O-Ring, ¾"-16 Male JIC To 7/16"-20 O-Ring
18	GD31511	1	Hydraulic Cylinder Marker Arm Pin
	G10460	2	Cotter Pin, ¼" x 2"
19	GA13173	1	L.H. Marker Mount (Shown)
	GA13174	-	R.H. Marker Mount
	GD19491	1	Marker Mount Wear Pad
	G11320	2	Lock Nut, ¼"-20, Grade B
	G10067	1	Hex Head Cap Screw, 7/16"-14 x 3"
	G10014	2	Hex Head Cap Screw, ½"-13 x 1"
20	GD18827	1	Pin, 1½" O.D. x 12¾"
	G10014	1	Hex Head Cap Screw, ½"-13 x 1"
	G10228	1	Lock Washer, ½"
	GD18828	1	Washer
	G10460	1	Cotter Pin, ¼" x 2"
	21	GD19480	1
GD19812		1	Washer
G10113		1	Lock Nut, 7/16"-14
22	G10450	1	Machine Bushing, 1½", 18 Gauge
23	GD19606	2	Bar
24	G11389	2	Flat Washer, ½" Plated SAE
	G10067	2	Hex Head Cap Screw, 7/16"-14 x 3"
	G10113	2	Lock Nut, 7/16"-14
25	G10047	2	Hex Head Cap Screw, ¾"-16 x 1¾"
	G11387	4	Flat Washer, ¾" SAE
	G10108	2	Lock Nut, ¾"-16
26	GA13487	1	Arm, First Stage
27	GD21143	1	Marker Pin, 1¼" x 9½"
	G11400	1	Retaining Ring, 1¼"
	G10640	1	Grease Fitting, ¼"-28
	G10159	2	Washer, 1⅞"
	G10460	1	Cotter Pin, ¼" x 2"

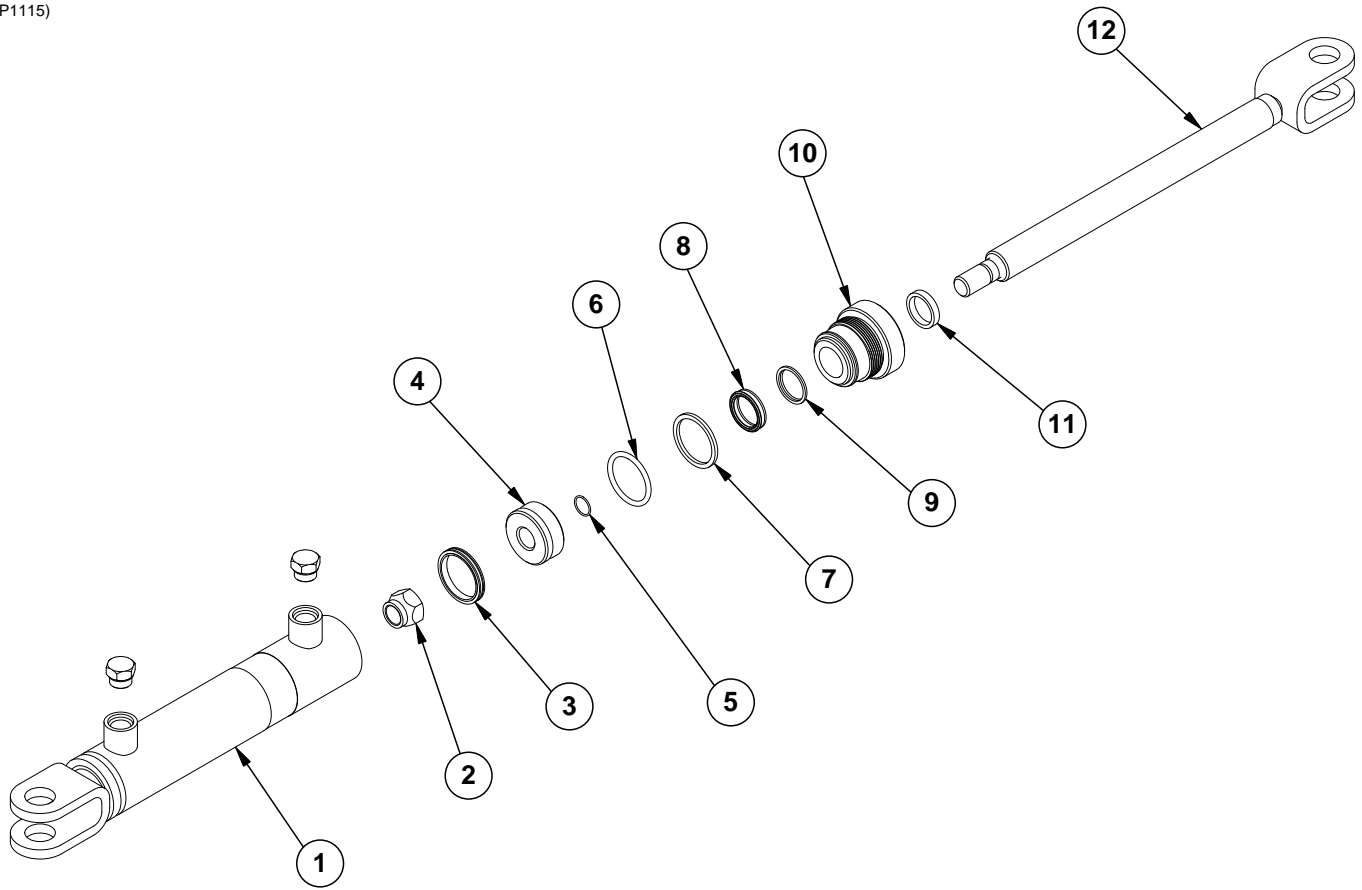
\*Hydraulic hose is not stocked by Kinze Repair Parts, but can be made available on a special order basis. Call for quote.

(IP1034a)



ITEM	PART NO.	QTY. (Per Assy.)	DESCRIPTION
1	GA13253	1	Marker Stand
2	G11200	4	Hex Head Cap Screw, 1/2"-13 x 8"
	G10228	4	Lock Washer, 1/2"
	G10102	4	Hex Nut, 1/2"-13
3	GA9088	1	Molded Stop, 12 1/4" Long
4	G10017	2	Hex Head Cap Screw, 1/2"-13 x 1 1/2"
	G11389	2	Flat Washer, 1/2" SAE
	G10111	2	Lock Nut, 1/2"-13
5	GD10088	1	Special Washer
6	GB0218	1	Bushing, 2 1/32" I.D. x 7/8" O.D. x 1 9/32" Long
7	GA13340	1	Chain Lockup
8	G10013	1	Hex Head Cap Screw, 5/8"-11 x 3 1/2"
	G11391	1	Flat Washer, 5/8" SAE
	G10107	1	Lock Nut, 5/8"-11
9	GD19858-01	2	Shim, 6 5/8" x 5 1/4"
10	GD18767	1	Marker Stand Plate

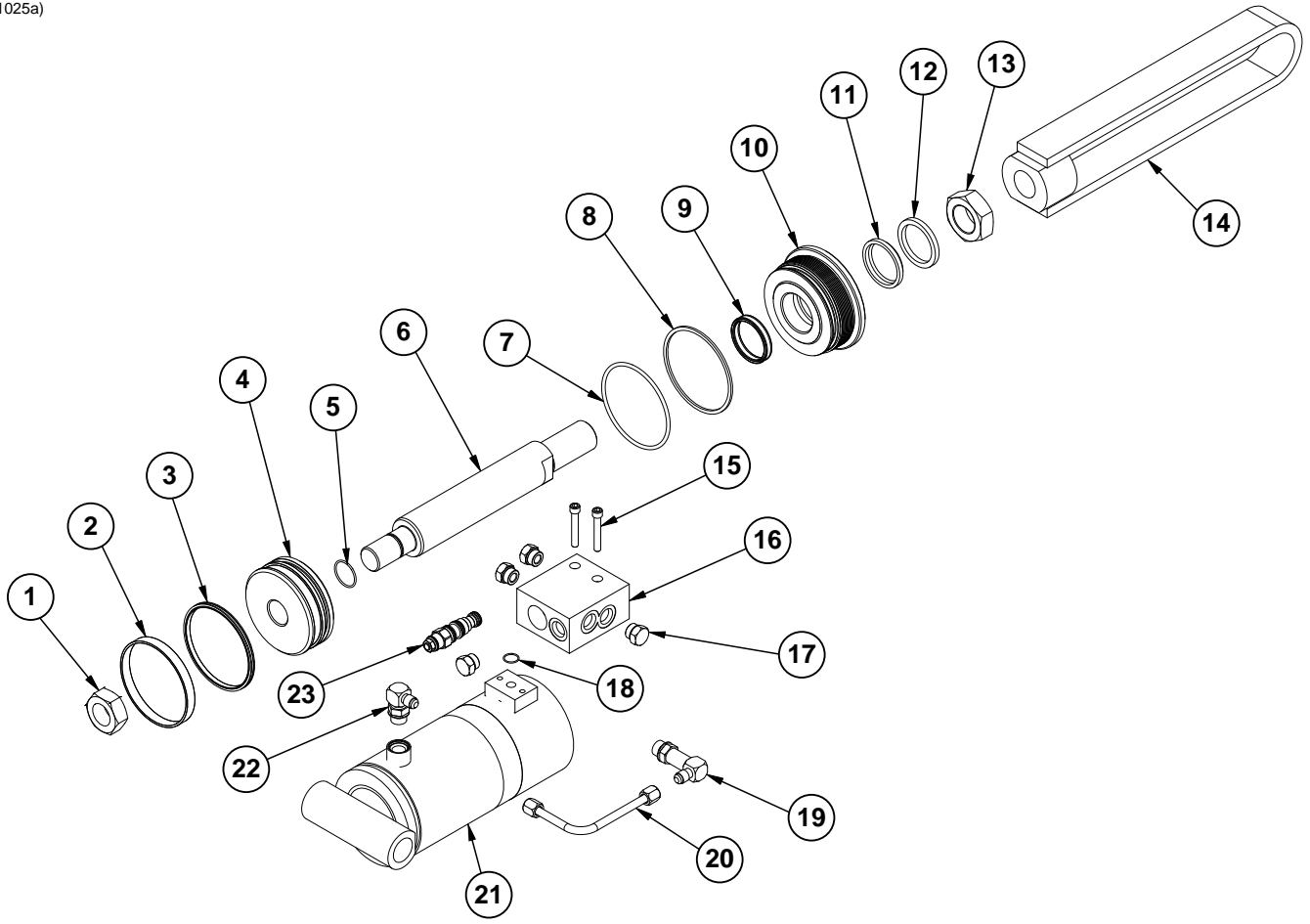
(IP1115)



ITEM	PART NO.	QTY.	DESCRIPTION
1	A8775	1	Barrell ( <b>Non-Stock Item</b> )
	G6408-08	2	Plug W/O-Ring, 3/4"-16 O-Ring
	GR1037	-	O-Ring
2	GD27233	1	Nylon Lock Nut, 3/4"-16, Grade 8
3	*D12277	1	T-Seal
4	GD4632	1	Piston
5	*D12239	1	O-Ring, No. 016
6	*D12235	1	O-Ring, No. 326
7	*D12236	1	Back-Up Ring
8	*D19250	1	U-Cup
9	*D19251	1	Wiper
10	GD5949	1	Gland
11	GD19662	1	Ring
12	GA8816	1	Rod Assembly
A	GA8818	-	Cylinder Complete, 2" x 8" (Part Number Stamped On Barrel)
B	GR1930	-	Seal Kit, Includes: (2) O-Rings, (1) Back-Up Ring, (1) U-Cup, (1) Wiper, (1) Seal

\*Part of seal kit, item can not be purchased individually.

(IP1025a)

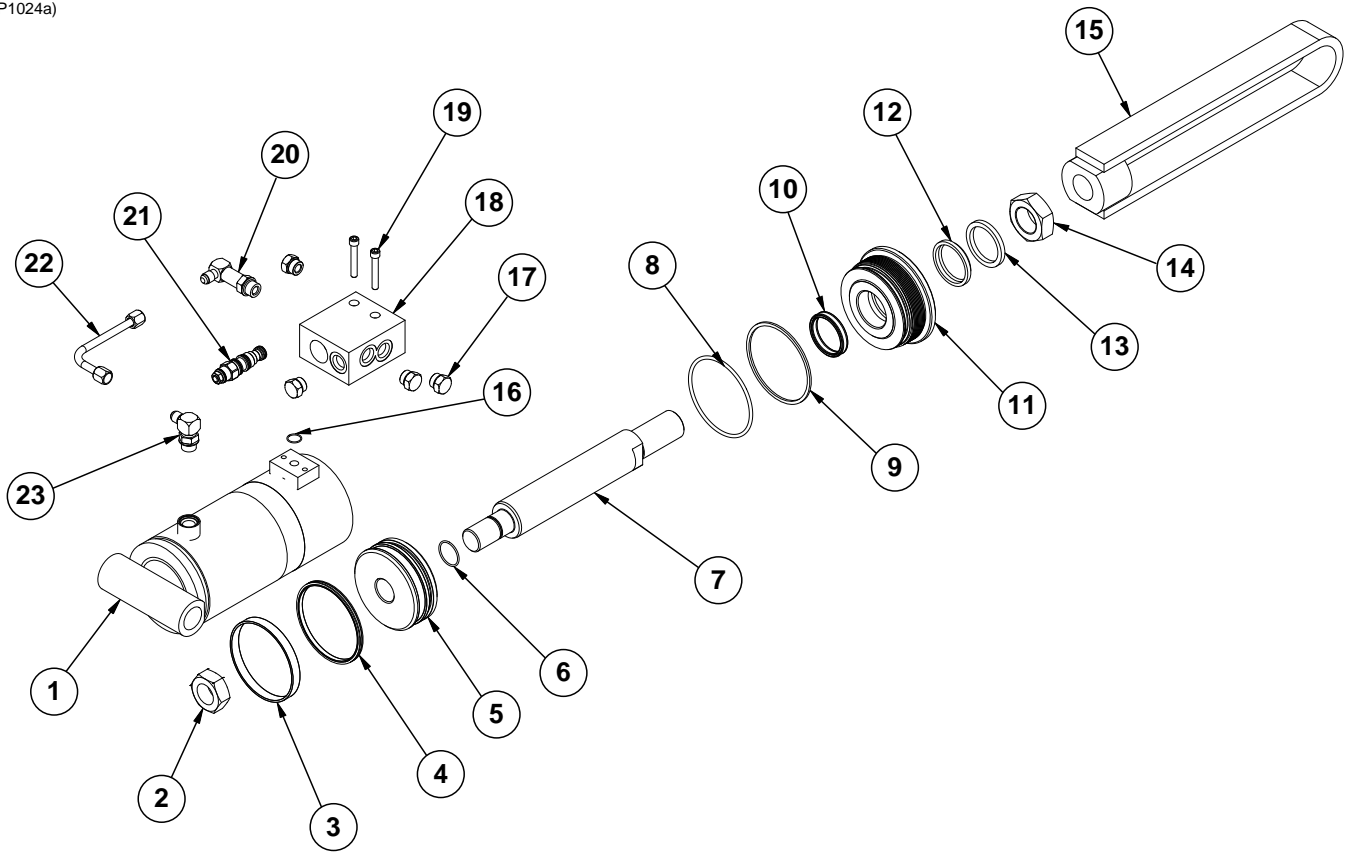




ITEM	PART NO.	QTY.	DESCRIPTION
1	GD27237	1	Nylon Lock Nut, 1¼"-12, Grade 8
2	*D12148	1	Wear Ring
3	*D12282	1	T-Seal
4	GD14910	1	Piston
5	*D12223	1	O-Ring
6	GD18524	1	Cylinder Rod
7	*D12242	1	O-Ring, No. 345
8	*D12243	1	Back-Up O-Ring, No. 348
9	*D12255	1	U-Cup
10	GD12522	1	Gland
11	*D12240	1	Wiper, 2"
12	GD12106	1	Ring
13	G11081	1	Hex Jam Nut, 1½"-12, Grade 2
14	GA13998	1	Clevis
15	G10932	2	Hex Socket Head Cap Screw, 5/16"-18 x 2", Grade 8
16	GD11579	1	Block
17	G6408-08 GR1037	4 -	Plug W/O-Ring, ¾"-16 O-Ring O-Ring
18	*D12239	1	O-Ring, No. 016
19	G6801-LL-06-08	1	X-Long Elbow W/O-Ring, 90°, 9/16"-18 Male JIC To ¾"-16 O-Ring
20	GA13028	1	Steel Hydraulic Line
21	A13084	1	Barrel ( <b>Non-Stock Item</b> )
22	G6801-06-08 GR1037	1 -	Elbow W/O-Ring, 90°, 9/16"-18 Male JIC To ¾"-16 O-Ring O-Ring
23	GA8882 GR1517	1 -	Counter Balance Valve Seal Kit For Counter Balance Valve, Includes: (3) O-Rings, (3) BU Rings
A	GA12306	-	Cylinder Complete, 4½" x 6" (Part Number Stamped On Barrel)
B	GR1924	-	Seal Kit, Includes: (3) O-Rings, (1) Back-Up Ring, (1) U-Cup, (1) Wiper, (1) T-Seal, (1) Wear Ring

\*Part of seal kit, item can not be purchased individually.

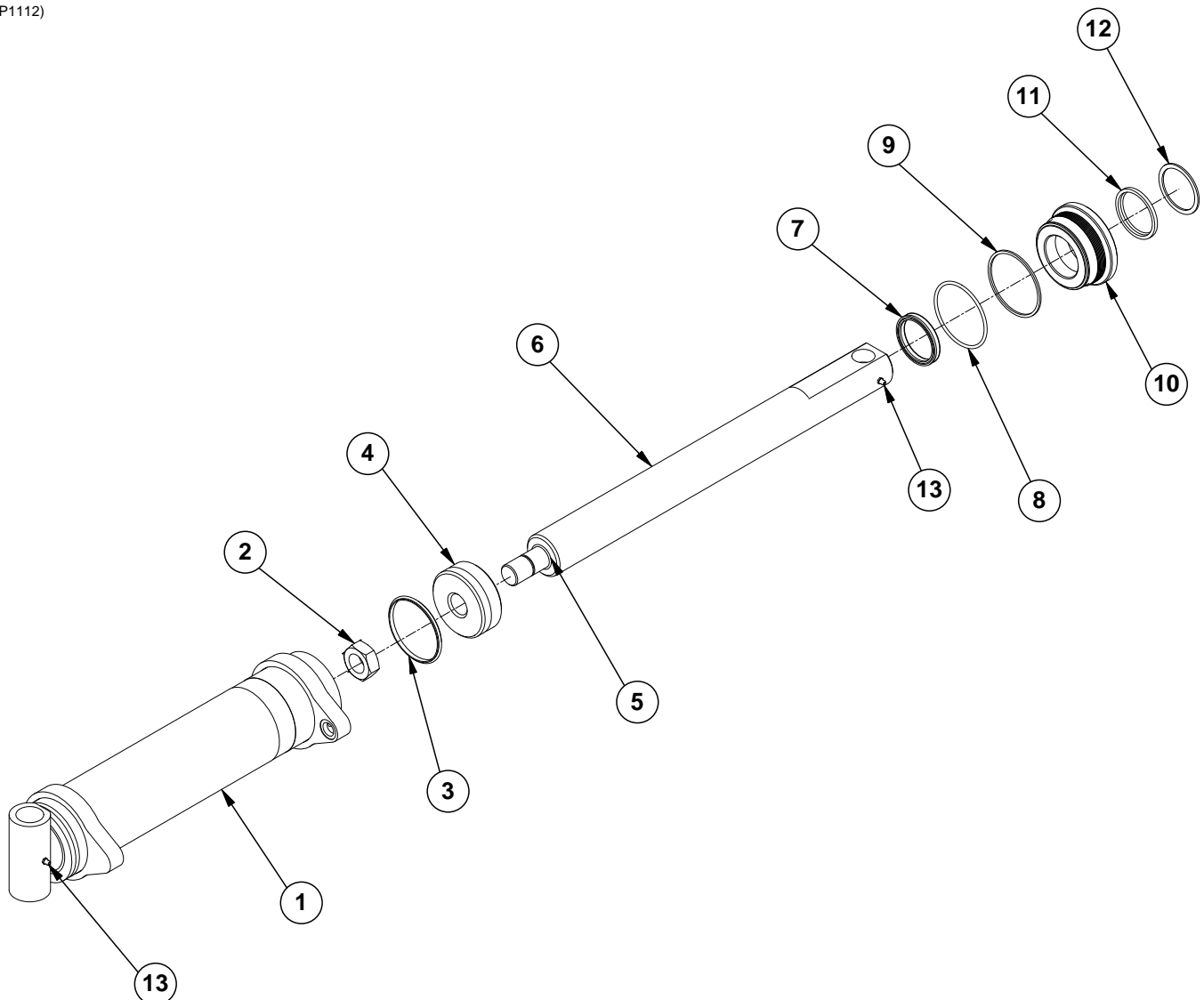
(IP1024a)



ITEM	PART NO.	QTY.	DESCRIPTION
1	A13084	1	Barrell (Non-Stock Item)
2	G10972	1	Lock Nut, 1¼"-12
3	*D12148	1	Wear Ring
4	*D12282	1	T-Seal
5	GD14910	1	Piston
6	*D12223	1	O-Ring
7	GD18524	1	Cylinder Rod
8	*D12242	1	O-Ring, No. 345
9	*D12243	1	Back-Up O-Ring, No. 348
10	*D12255	1	U-Cup
11	GD12522	1	Gland
12	*D12240	1	Wiper, 2"
13	GD12106	1	Ring
14	G11081	1	Hex Jam Nut, 1½"-12, Grade 2
15	GA13998	1	Clevis
16	*D12239	1	O-Ring, No. 016
17	G6408-08	4	Plug W/O-Ring, ¾"-16 O-Ring
	GR1037	-	O-Ring
18	GD11579	1	Block
19	G10932	2	Hex Socket Head Cap Screw, ⅝"-18 x 2", Grade 8
20	G6801-LL-06-08	1	X-Long Elbow W/O-Ring, 90°, ⅝"-18 Male JIC To ¾"-16 O-Ring
21	GA8882	1	Counter Balance Valve
	GR1517	-	Seal Kit For Counter Balance Valve, Includes: (3) O-Rings, (3) BU Rings
22	GA13191	1	Steel Hydraulic Line
23	G6801-06-08	1	Elbow W/O-Ring, 90°, ⅝"-18 Male JIC To ¾"-16 O-Ring
	GR1037	-	O-Ring
A	GA13094	-	Cylinder Complete, 4½" x 6" (Part Number Stamped On Barrel)
B	GR1924	-	Seal Kit, Includes: (3) O-Rings, (1) Back-Up Ring, (1) U-Cup, (1) Wiper, (1) T-Seal, (1) Wear Ring

\*Part of seal kit, item can not be purchased individually.

(IP1112)

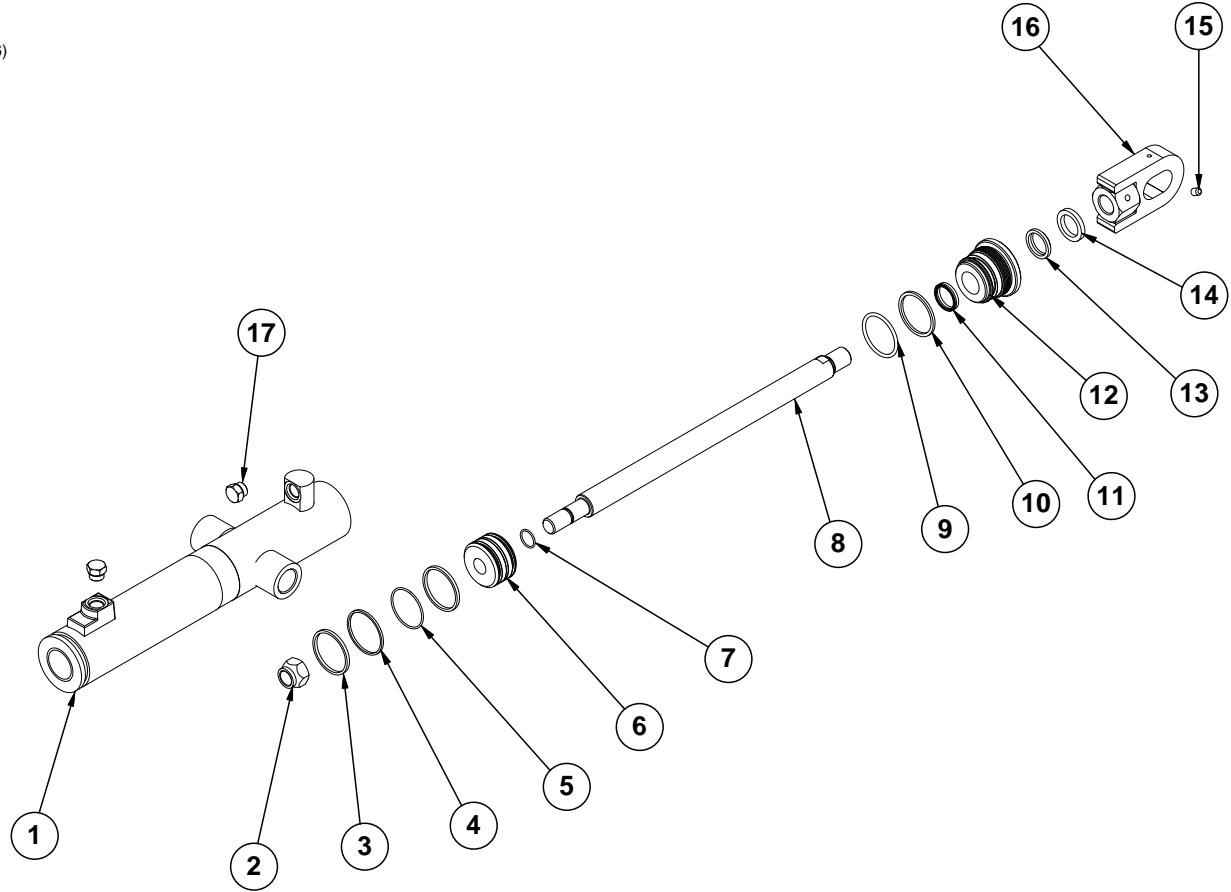


ITEM	PART NO.	QTY.	DESCRIPTION
1	A13083	1	Barrel (Non-Stock Item)
2	G10972	1	Lock Nut, 1¼"-12
3	*D12281	1	Seal
4	GD19003	1	Piston
5	*D12204	1	O-Ring, No. 218
6	GD19001	1	Cylinder Rod
7	*D12264	1	U-Cup
8	*D12221	1	O-Ring, No. 342
9	*D12222	1	Back-up Ring, No. 342
10	GD19002	1	Gland
11	*D12263	1	Wiper
12	GD12121	1	Ring
13	G10640	2	Grease Fitting, ¼"-28

A	GA13904	-	Cylinder Complete, 4" x 16" (Part Number Stamped On Barrel)
B	GR1929	-	Seal Kit, Includes: (2) O-Rings, (1) Back-Up Ring, (1) U-Cup, (1) Wiper, (1) T-Seal

\*Part of seal kit, item can not be purchased individually.

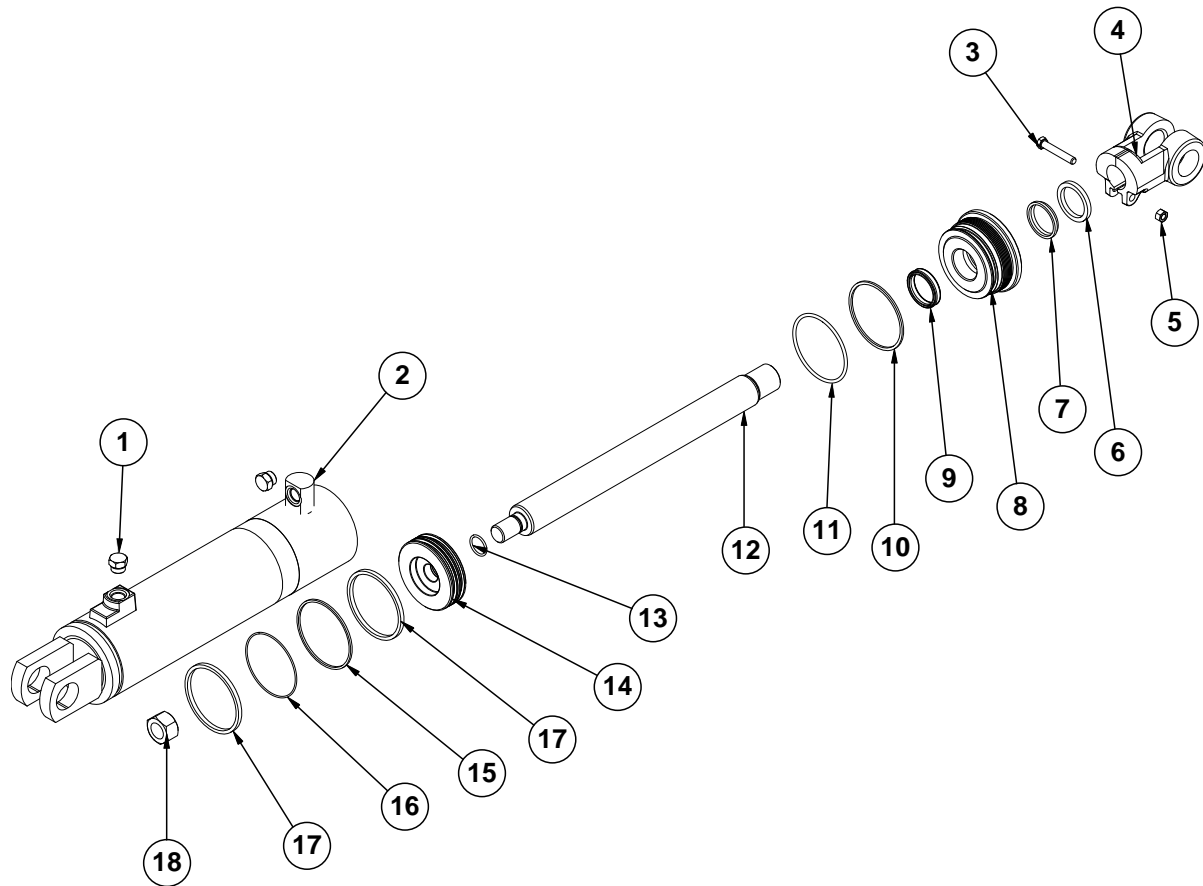
(IP1026)



ITEM	PART NO.	QTY.	DESCRIPTION
1	A13082	1	Barrel <b>(Non-Stock Item)</b> , 16 Row
	A13956	-	Barrel <b>(Non-Stock Item)</b> , 12 Row
2	G10969	1	Lock Nut, 7/8"-14
3	GD12012	2	Piston Ring, 2½"
4	*D18635	1	Seal
5	*D18634	1	Seal
6	GD20122	1	Piston
7	*D12214	1	O-Ring, No. 118
8	GD18519	1	Cylinder Rod
9	*D12212	1	O-Ring, No. 330
10	*D12213	1	Back-Up Ring, No. 330
11	*D12251	1	U-Cup
12	GD11985	1	Gland
13	*D12210	1	Wiper
14	GD12102	1	Ring, 1¼"
15	G10760	1	Hex Socket Set Screw, 3/8"-16 x ½"
16	GA13026	1	Clevis
17	G6408-08	2	Plug W/O-Ring, ¾"-16 O-Ring
	GR1037	-	O-Ring
A	GA13022	-	Cylinder Complete, 2½" x 14½" (Part Number Stamped On Barrel), 16 Row
	GA13957	-	Cylinder Complete, 3½" x 14½" (Part Number Stamped On Barrel), 12 Row
B	GR1926	-	Seal Kit, 16 Row
C	GR1936	-	Seal Kit, 12 Row

\*Part of seal kit, item can not be purchased individually.

(IP1027)

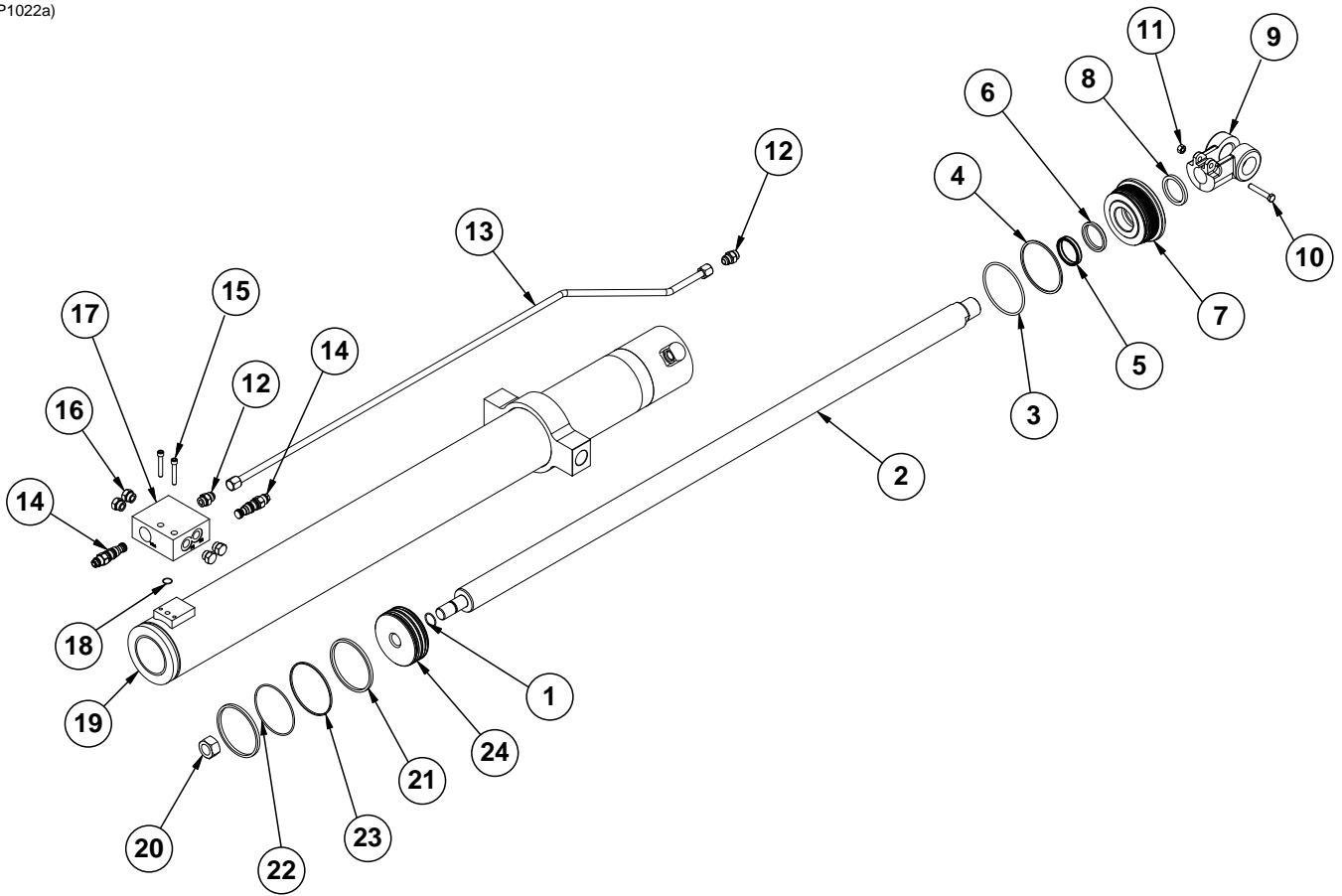


ITEM	PART NO.	QTY.	DESCRIPTION
1	G6408-08 GR1037	2 -	Plug W/O-Ring, 3/4"-16 O-Ring O-Ring
2	A13031	1	Barrel ( <b>Non-Stock Item</b> )
3	G10939	1	Hex Head Cap Screw, 3/8"-16 x 2 1/4"
4	GD18528	1	Clevis
5	G10101	1	Hex Nut, 3/8"-16
6	GD12104	1	Ring, 1 3/4"
7	*D12200	1	Wiper, 1 3/4"
8	GD12539	1	Gland
9	*D12253	1	U-Cup
10	*D12222	1	Back-Up Ring, No. 342
11	*D12221	1	O-Ring, No. 342
12	GD18515	1	Cylinder Rod
13	GD12208	1	O-Ring, No. 214
14	GD12541	1	Piston
15	GD12224	1	Seal
16	GD12072	1	Cast Iron Ring
17	GD12135	2	Cast Iron Ring
18	G10958	1	Lock Nut, 1"-14
A	GA13021	-	Cylinder Complete, 4" x 14" (Part Number Stamped On Barrel)
B	GR1928	-	Seal Kit, Includes: (2) O-Rings, (1) Back-Up Ring, (1) U-Cup, (1) Wiper, (2) Seals, (1) Cast Iron Ring

\*Part of seal kit, item can not be purchased individually.

**This page left blank intentionally.**

(IP1022a)

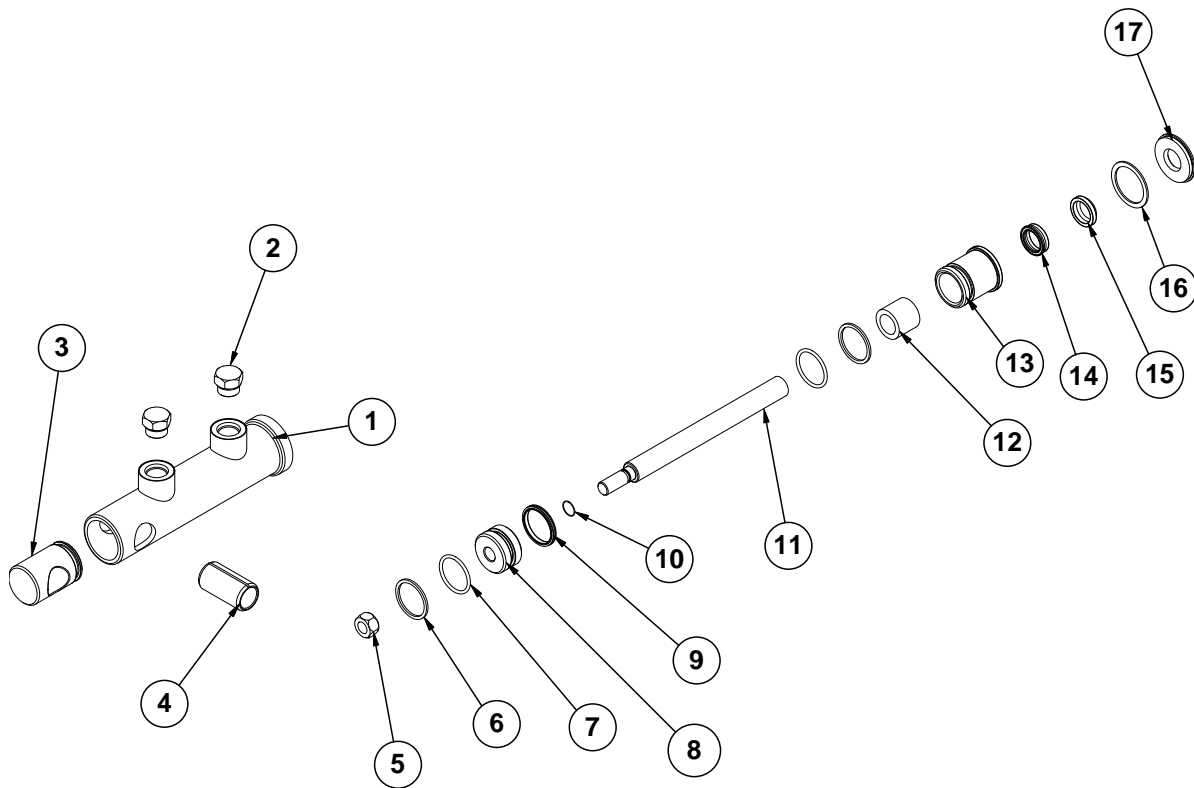




ITEM	PART NO.	QTY.	DESCRIPTION
1	*D12226	1	O-Ring, No. 120
2	GD19316	1	Rod
3	*D12242	1	O-Ring, No. 345
4	*D12243	1	Back-Up O-Ring, No. 348
5	*D12255	1	U-Cup
6	*D12240	1	Wiper, 2"
7	GD12522	1	Gland
8	*D12106	1	Ring
9	G10939	1	Hex Head Cap Screw, 3/8"-16 x 2 1/4"
10	GD18528	1	Clevis
11	G10101	1	Hex Nut, 3/8"-16
12	G6400-08 GR1037	2 -	Connector W/O-Ring, 3/4"-16 Male JIC To O-Ring O-Ring
13	GA13556	1	Steel Hydraulic Line
14	GA8882 GR1517	2 -	Counter Balance Valve Seal Kit For Counter Balance Valve, Includes: (3) O-Rings, (3) BU Rings
15	G10932	2	Hex Socket Head Cap Screw, 5/16"-18 x 2", Grade 8
16	G6408-08 GR1037	4 -	Plug W/O-Ring, 3/4"-16 O-Ring O-Ring
17	GD15623	1	Block
18	*D12239	1	O-Ring, No. 016
19	A13549	1	Barrell <b>(Non-Stock Item)</b>
20	G10958	1	Lock Nut, 1"-14
21	GD12085	2	Ring
22	*D12086	1	Seal
23	*D12244	1	Seal
24	GD19261	1	Piston
A	GA13548	-	Cylinder Complete, 4 1/2" x 48" (Part Number Stamped On Barrel)
B	GR1927	-	Seal Kit, Includes: (3) O-Rings, (1) Back-Up Ring, (1) U-Cup, (1) Wiper, (1) Piston Ring, (2) Seals

\*Part of seal kit, item can not be purchased individually.

(IP1028)

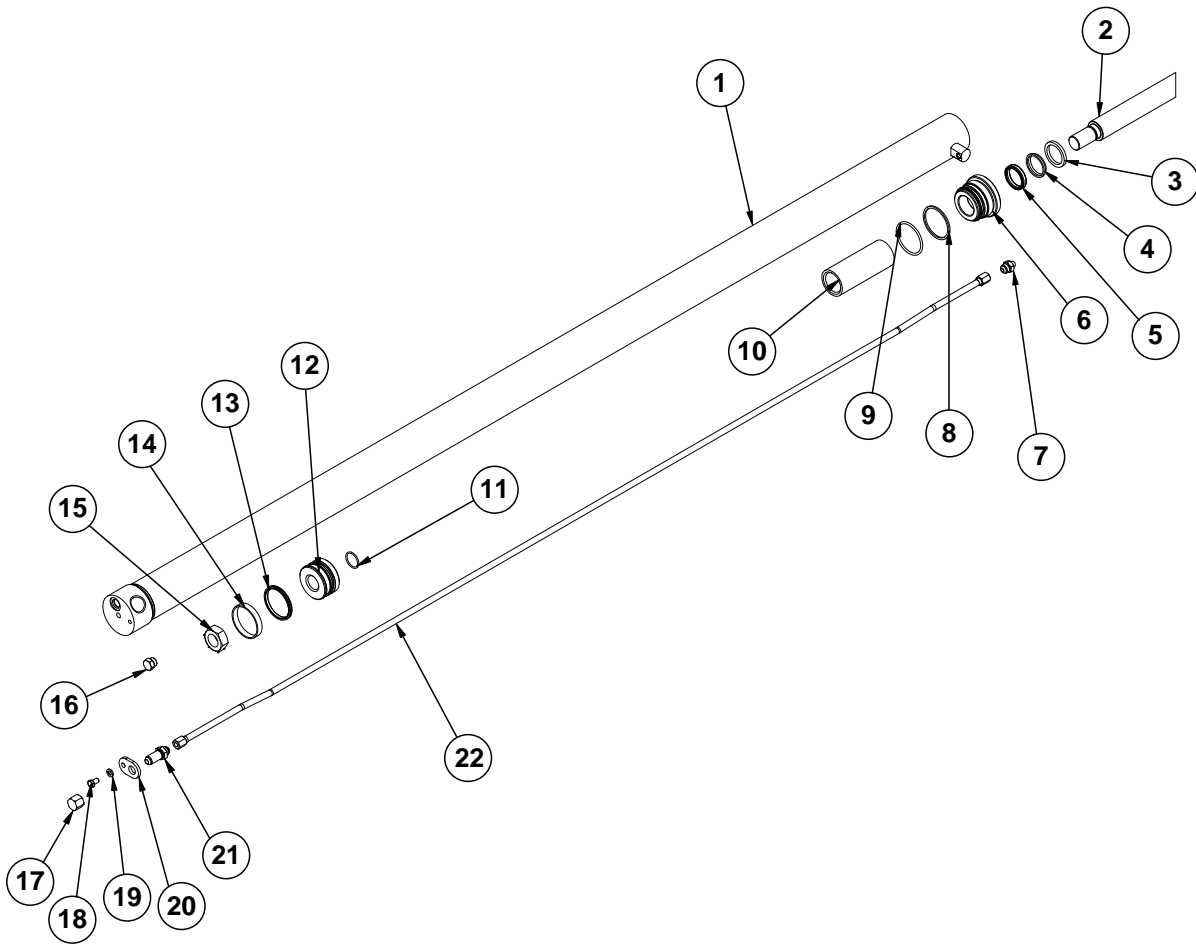


ITEM	PART NO.	QTY.	DESCRIPTION
1	D13426	1	Barrel (Non-Stock Item)
2	G6408-08 GR1037	2 -	Plug W/O-Ring, 3/4"-16 O-Ring O-Ring
3	GD13173	1	End Cap
4	GD13400	1	Tension Bushing, 1" x 2" Long
5	G11016	1	Lock Nut, 1/2"-20
6	*D12260	2	Back-Up Ring, No. 218
7	*D12204	2	O-Ring, No. 218
8	GD13172	1	Piston
9	*D12276	1	T-Seal, 1 1/2"
10	*D12261	1	O-Ring, No. 014
11	GD13425	1	Rod
12	*D13399	1	Bronze Bushing
13	GD13170	1	Gland
14	*D12259	1	U-Cup
15	*D12258	1	Wiper
16	G10770	1	Internal Retaining Ring, 1 1/16"
17	GD12139	1	Water Cap Seal
A	GA9559	-	Cylinder Complete, 1 1/2" x 2 1/2" (Part Number Stamped On Barrel)
B	GR1598	-	Seal Kit, Includes: (3) O-Rings, (2) BU Rings, (1) Wiper, (1) U-Cup, (1) T-Seal, (1) Bronze Bushing, (1) Seal

\*Part of seal kit, item can not be purchased individually.

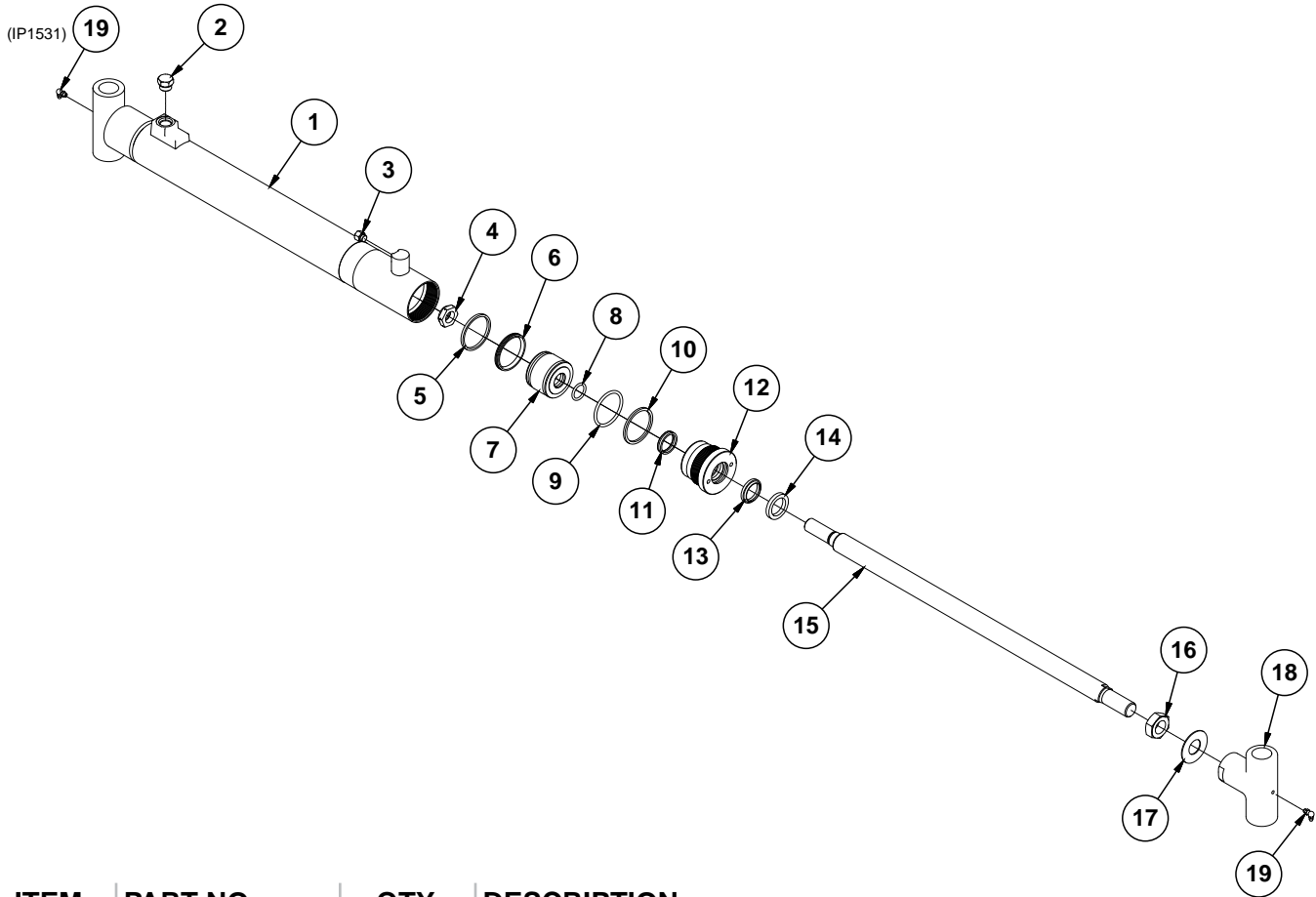
**This page left blank intentionally.**

(IP1032)



ITEM	PART NO.	QTY.	DESCRIPTION
1	A13937	1	Barrel ( <b>Non-Stock Item</b> ), 12 Row
	A13953	1	Barrel ( <b>Non-Stock Item</b> ), 16 Row
2	GA13935	1	Rod Assembly, 12 Row
	GA8859	1	Rod Assembly, 16 Row
3	GD12104	1	Ring, 1¾"
4	*D12200	1	Wiper, 1¾"
5	*D12253	1	U-Cup
6	GD11984	1	Gland
7	G6400-08-04	1	Connector W/O-Ring, ¾"-16 Male JIC To 7/16"-20 O-Ring
	GR1465	-	O-Ring
8	*D12203	1	Back-Up Ring, No. 334
9	*D12202	1	O-Ring, No. 334
10	GD7147	1	Spacer
11	*D12204	1	O-Ring, No. 218
12	GD11970	1	Piston
13	*D12278	1	T-Seal
14	*D12047	1	Wear Ring
15	G10972	1	Lock Nut, 1¼"-12
16	G6408-08	1	Plug W/O-Ring, ¾"-16 O-Ring
	GR1037	-	O-Ring
17	G304-C-8	1	Cap Nut, ¾-16
18	G10328	1	Hex Head Cap Screw, ⅜"-16 x ⅝"
19	G10229	1	Lock Washer, ⅜"
20	GD12597	1	Bracket
21	G2700-08	1	Bulkhead Tube Union, ¾"-16 Male JIC
22	GA13939	1	Hydraulic Tube Assembly, 627/8", 12 Row
	GA8979	1	Hydraulic Tube Assembly, 9211/16", 16 Row
A	GA13938	-	Cylinder Complete, 3" x 54" (Part Number Stamped On Barrel), 12 Row
	GA13954	-	Cylinder Complete, 3" x 84" (Part Number Stamped On Barrel), 16 Row
B	GR1519	-	Seal Kit, Includes: (2) O-Rings, (1) BU Ring, (1) Wiper, (1) U-Cup, (1) T-Seal, (1) Wear Ring

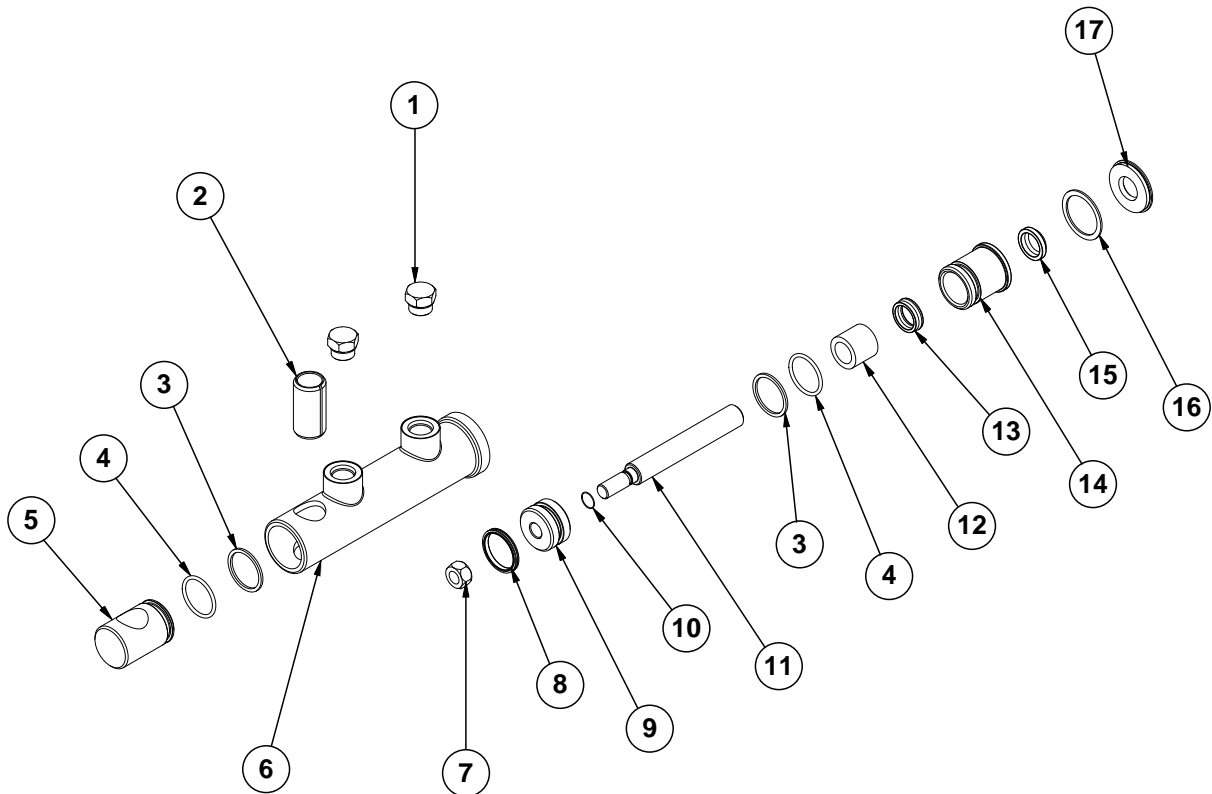
\*Part of seal kit, item can not be purchased individually.



ITEM	PART NO.	QTY.	DESCRIPTION
1	A14631	1	Barrel <b>(Non-Stock Item)</b>
2	G6408-08 GR1037	1	Plug W/O-Ring, 3/4"-16 O-Ring O-Ring
3	G6408-04 GR1465	1	Plug W/O-Ring, 7/16"-20 O-Ring O-Ring
4	GD27234	1	Nylon Lock Nut, 7/8"-14, Grade 8
5	*D12012	1	Piston Ring
6	*D12275	1	T-Seal
7	GD30264	1	Piston
8	*D30262	1	O-Ring, No. 213
9	*D12212	1	O-Ring, No. 330
10	*D12213	1	Back-Up Ring
11	*D12251	1	U-Cup
12	GD10207	1	Gland
13	*D12210	1	Wiper
14	GD12102	1	Ring, 1 1/4"
15	GD30263	1	Rod
16	G10324	1	Hex Jam Nut, 1"-14, Grade 2
17	GD23002	1	Locking Device
18	GD14308	1	Threaded Sleeve End
19	G10779	2	Grease Fitting, 90°, 1/4"-28
A	GA21030	--	Cylinder Complete, 2 1/2" x 20" (Part Number Stamped On Barrel)
B	GR1925	1	Seal Kit, Includes: (2) O-Rings, (1) Back-Up Ring, (1) U-Cup, (1) Wiper, (1) Piston Ring, (1) T-Seal

\* Item is part of seal kit, item can not be purchased individually.

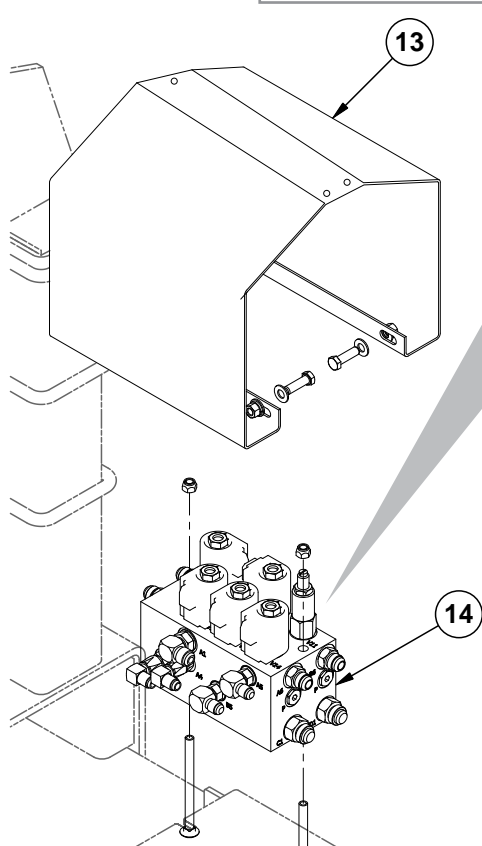
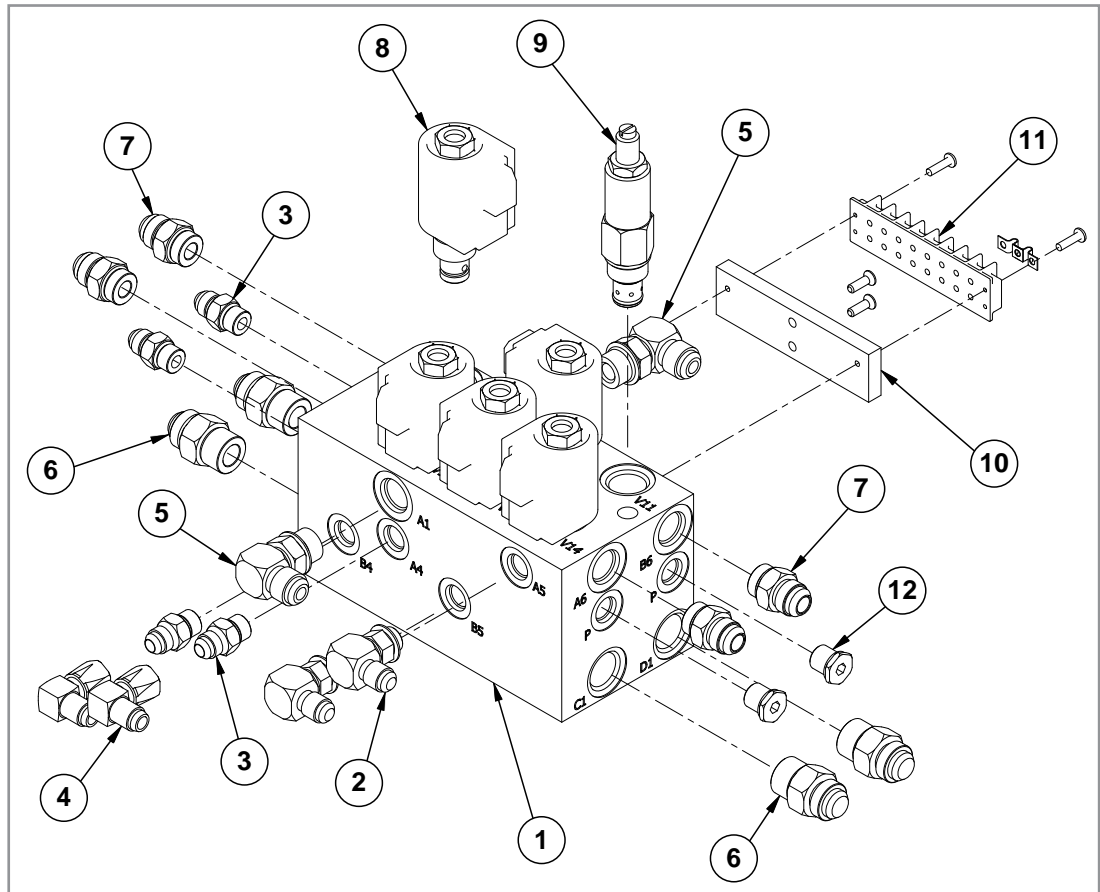
(IP1029)



ITEM	PART NO.	QTY.	DESCRIPTION
1	G6408-08 GR1037	2 -	Plug W/O-Ring, 3/4"-16 O-Ring O-Ring
2	GD13400	1	Tension Bushing, 1" x 2" Long
3	*D12260	2	Back-Up Ring, No. 218
4	*D12204	2	O-Ring, No. 218
5	GD13173	1	End Cap
6	D13169	1	Barrel <b>(Non-Stock Item)</b>
7	GD27232	1	Nylon Lock Nut, 1/2"-20, Grade 8
8	*D12276	1	T-Seal, 1 1/2"
9	GD13172	1	Piston
10	*D12261	1	O-Ring, No. 014
11	GD13171	1	Rod
12	*D13399	1	Bronze Bushing
13	*D12259	1	U-Cup
14	GD13170	1	Gland
15	*D12258	1	Wiper
16	G10770	1	Internal Retaining Ring, 1 1/16"
17	GD12139	1	Water Cap Seal
A	GA9205	-	Cylinder Complete, 1 1/2" x 2 1/2" (Part Number Stamped On Barrel)
B	GR1598	-	Seal Kit, Includes: (2) O-Rings, (1) Back-Up Ring, (1) U-Cup, (1) Wiper, (2) Seals, (1) Bronze Bushing

\*Part of seal kit, item can not be purchased individually.

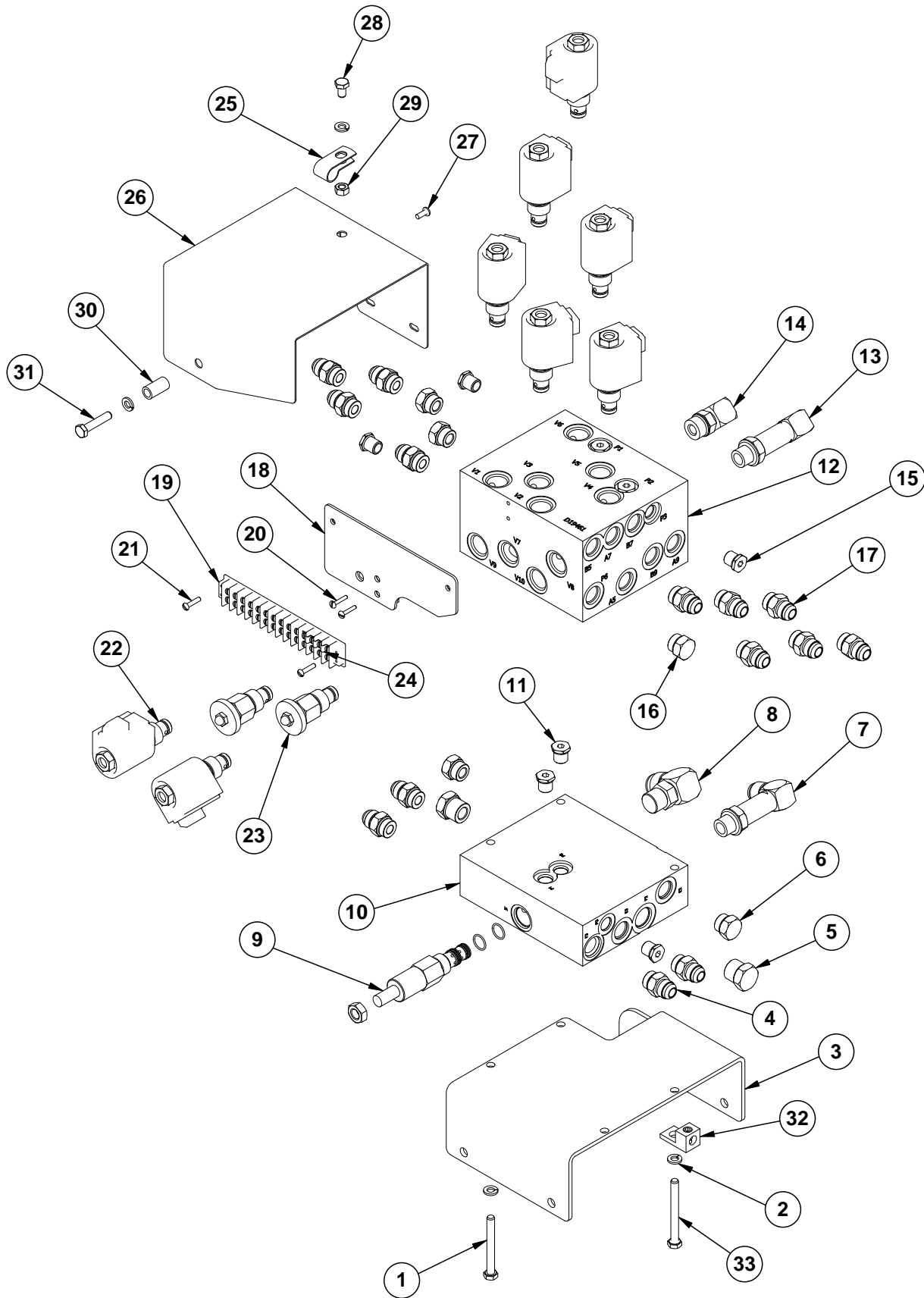
(IP1110/IP1111)





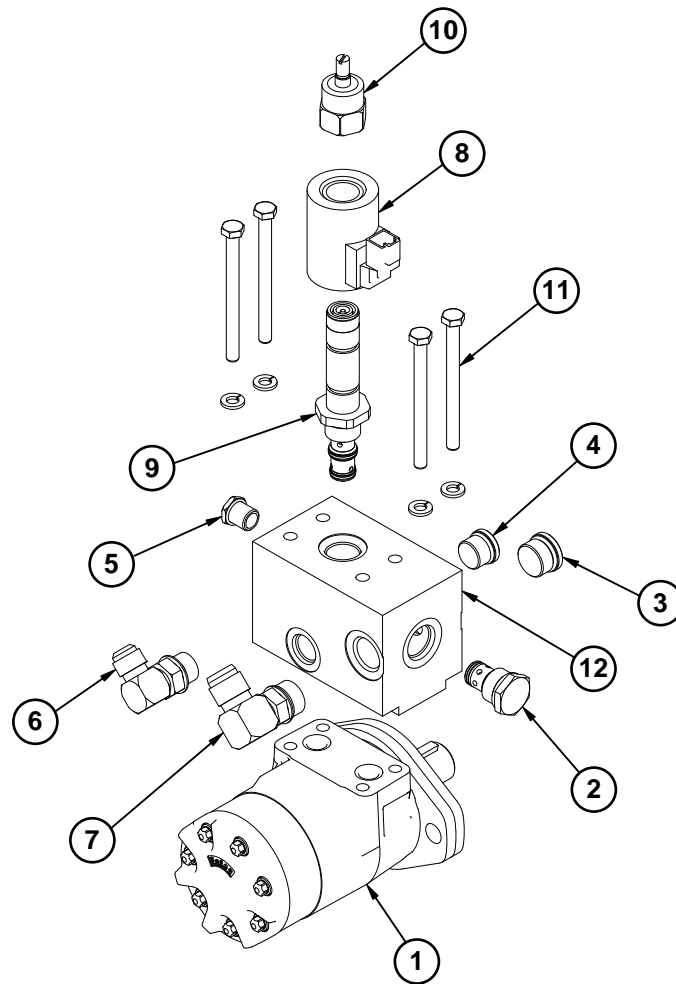
ITEM	PART NO.	QTY.	DESCRIPTION
1	GD9905	1	Block
2	G6801-06 GR1045	2 -	Elbow W/O-Ring, 90°, 1/16"-18 Male JIC To O-Ring O-Ring
3	G6400-06 GR1045	4 -	Connector W/O-Ring, 1/16"-18 Male JIC To O-Ring O-Ring
4	G6500-06	2	Swivel Elbow, 90°, 1/16"-18 Male JIC To Female
5	G6801-08 GR1037	2 -	Elbow W/O-Ring, 90°, 3/4"-16 Male JIC To O-Ring O-Ring
6	G6400-10 GR1466	4 -	Connector W/O-Ring, 7/8"-14 Male JIC To O-Ring O-Ring
7	G6400-08 GR1037	4 -	Connector W/O-Ring, 3/4"-16 Male JIC To O-Ring O-Ring
8	---	-	<a href="#">See "Solenoid Valve" on page P168</a>
9	GA3407	-	Pressure Relief Valve, 1000 PSI
10	GD12818 G11068	1 2	Terminal Strip Mount Phillips Flat Head Machine Screw, No. 10-24 x 5/8", Stainless Steel
11	GA9098 GD13310 G11065	1 2 2	Terminal Strip W/Screws, No. 6, 8 Terminal Jumper, 7/16" Phillips Pan Head Machine Screw, No. 8-32 x 5/8", Stainless Steel
12	G6408-H06-0 GR1045	2 -	Hex Socket Head Plug W/O-Ring, 1/16"-18 O-Ring
13	GD22691 G10004 G11387 G10229 G10101	1 4 8 4 4	Manifold Block Cover Hex Head Cap Screw, 3/8"-16 x 1 1/4" Flat Washer, 3/8" SAE Lock Washer, 3/8" Hex Nut, 3/8"-16
14	GA7023 G11326 G10108	1 2 2	Manifold Block Assembly Carriage Bolt, 3/8"-16 x 5" Lock Nut, 3/8"-16
A	GR0764	-	Pressure Relief Valve Seal Kit, Includes: (2) O-Rings, (1) BU Ring

(IP1043a)



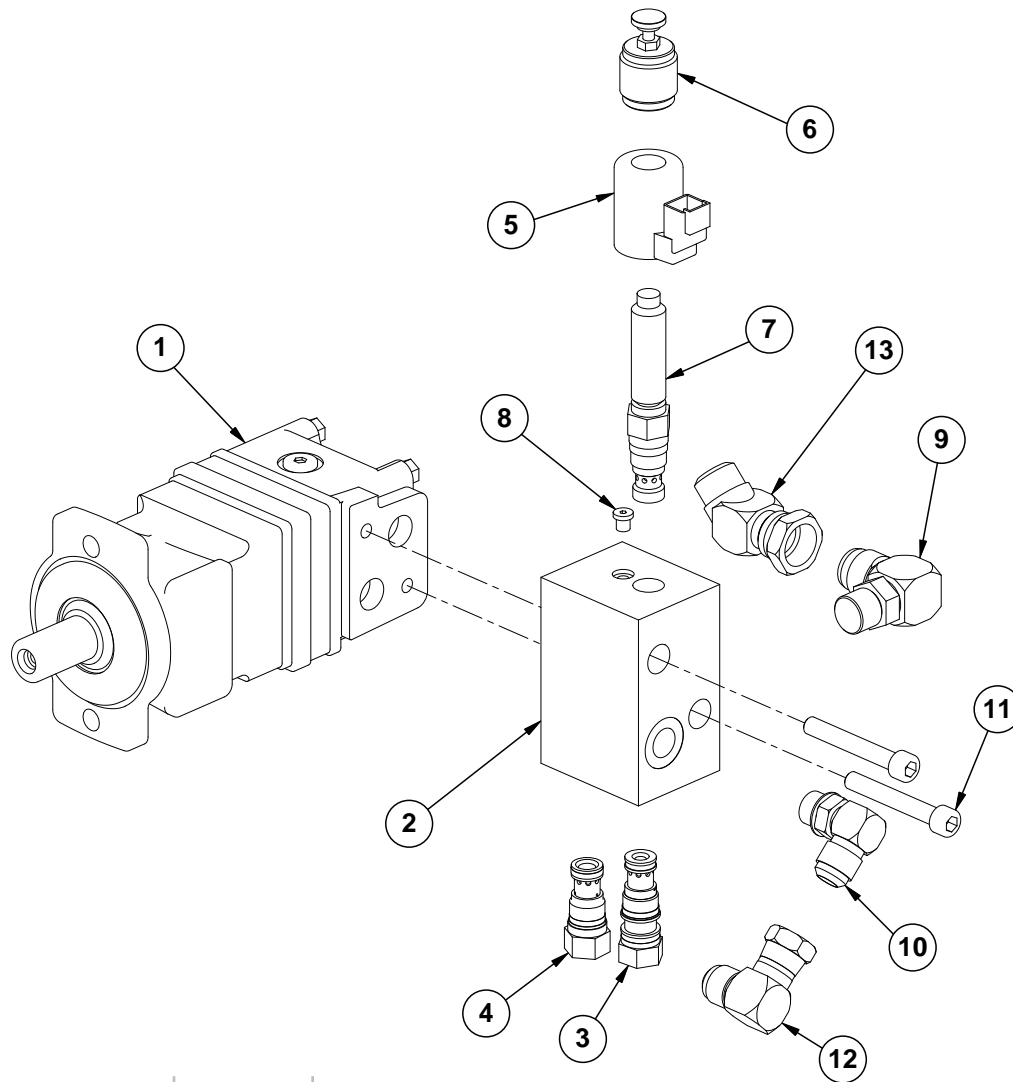
ITEM	PART NO.	QTY.	DESCRIPTION
1	G10583	2	Hex Head Cap Screw, 5/16"-18 x 2 3/4"
2	G10232	5	Lock Washer, 5/16"
3	GD18787	1	Rear Hydraulic Block Mount
4	G6400-08 GR1037	4 -	Connector W/O-Ring, 3/4"-16 Male JIC To O-Ring O-Ring
5	G6408-10 GR1466	2 -	Plug W/O-Ring, 7/8"-14 O-Ring O-Ring
6	G6408-08 GR1037	2 -	Plug W/O-Ring, 3/4"-16 Male JIC To O-Ring O-Ring
7	G6801-LL-10 GR1466	1 -	X-Long Elbow W/O-Ring, 90°, 7/8"-14 Male JIC To O-Ring O-Ring
8	G6801-12-10 GR1466	1 -	Elbow W/O-Ring, 90°. 1 1/16"-12 Male JIC To 7/8"-14 O-Ring O-Ring
9	GA13034	1	Reducing Valve/Pressure Relief
10	GD18509	1	Wing Down/Seed Rate Block
11	G6408-H06-0	3	Hex Socket Head Plug W/O-Ring, 5/16"-18
12	GD19461	1	Block
13	G6801-LL-10 GR1466	1 -	X-Long Elbow W/O-Ring, 90°, 7/8"-14 Male JIC To O-Ring O-Ring
14	G6801-10 GR1466	1 -	Elbow W/O-Ring, 90°, 7/8"-14 Male JIC To O-Ring O-Ring
15	G6408-H06-0	5	Hex Socket Head Plug W/O-Ring, 5/16"-18
16	G6408-08 GR1037	3 -	Plug W/O-Ring, 3/4"-16 O-Ring O-Ring
17	G6400-08 GR1037	10 -	Plug W/O-Ring, 3/4"-16 O-Ring O-Ring
18	GA13741	1	Terminal Strip Mount
19	GA9097	1	Terminal Strip W/Screws, No. 6, 14 Terminal
20	G11066	2	Phillips Pan Head Machine Screw, No. 10-24 x 3/4", Stainless Steel
21	G11067	2	Phillips Pan Head Machine Screw, No. 8-32 x 3/4", Stainless Steel
22	GR0763 GR1445 GR0761	8 8 8	Cartridge Coil Special Hex Nut, 1/2"-20
23	GA3413	2	Flow Control Valve
24	GD13310 G10996	3 12	Jumper, 7/16" Fork Terminal
25	GD13348	1	Insulated Clamp, 1 1/16"
26	GD13146	1	Valve Block Cover
27	G10977	2	Phillips Pan Head Machine Screw, No. 10-24 x 1/2", Stainless Steel
28	G10054M	1	Hex Head Cap Screw, 5/16"-18 x 1/2"
29	G10106	1	Hex Nut, 5/16"-18
30	GD8066-02	1	Sleeve, 1" Long
31	G10133	1	Hex Head Cap Screw, 5/16"-18 x 1 1/2"
32	GA3584	1	Ground Clamp
33	G10755	1	Hex Head Cap Screw, 5/16"-18 x 3"
A	GR2043	-	Seal Kit (Reducing Valve/Pressure Relief)

(IP1008)



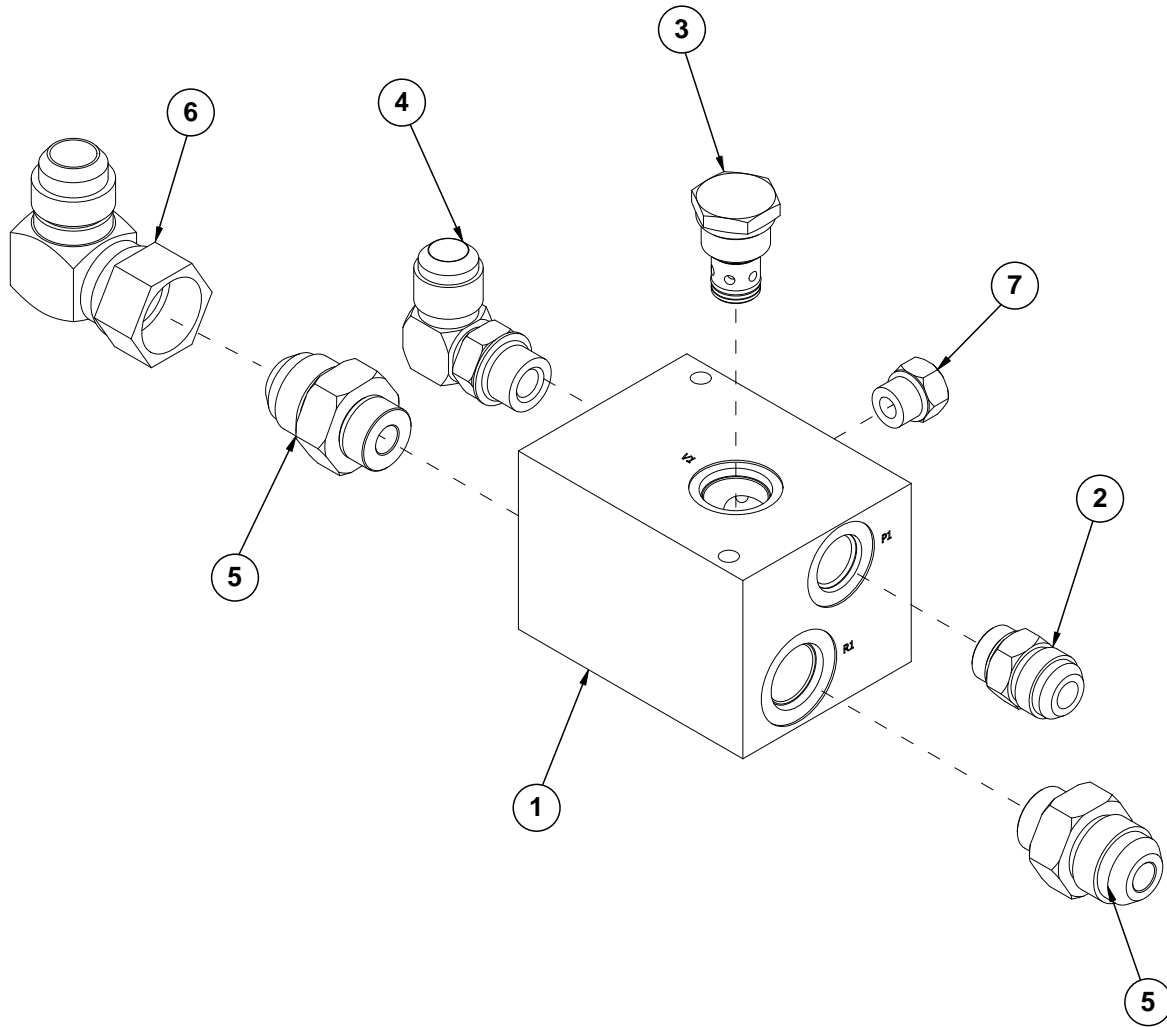
ITEM	PART NO.	QTY.	DESCRIPTION
1	GA13633 GD18811	1 -	Hydraulic Motor O-Ring, No. 112
2	GA4293	1	Check Valve
3	G6408-H10-0	1	Hex Socket Head Plug W/O-Ring, 7/8"-14 O-Ring
4	G6408-H08-0	1	Hex Socket Head Plug W/O-Ring, 3/4"-16
5	G6408-H06-0	1	Hex Socket Head Plug W/O-Ring, 5/16"-18
6	G6801-08	1	Elbow W/O-Ring, 90°, 3/4"-16 Male JIC To O-Ring
7	G6801-10 GR1466	1 -	Elbow W/O-Ring, 90°, 7/8"-14 Male JIC To O-Ring O-Ring
8	GA13079	1	Coil
9	GA13078	1	Proportional Valve
10	GR1846	1	Manual Override
11	G11309 G10232	4 4	Hex Head Cap Screw, 5/16"-18 x 3 3/4" Lock Washer, 5/16"
12	GD19440	1	Valve Block
A	GA13661	-	Hydraulic Motor Assembly
B	GR1939	-	Seal Kit (Hydraulic Motor)
C	GR2041	-	Seal Kit (Check Valve)

(IP1076)



ITEM	PART NO.	QTY.	DESCRIPTION
1	GA13220	1	Hydraulic Motor
	GD18811	2	O-Ring
2	GD18672	1	Valve Block
3	GA13224	1	Pressure Comp Valve
4	GA13223	1	Check Valve
5	GA13222	1	Coil
6	GR1847	1	Manual Override
7	GA13221	1	Proportional Valve
8	G6408-H02-0	1	O-Ring Plug
9	G6801-12-10	1	Elbow W/O-Ring, 90°, 1 1/16"-12 Male JIC To 7/8"-14 O-Ring
	GR1466	-	O-Ring
10	G6801-10-08	1	Elbow W/O-Ring, 90°, 7/8"-14 Male JIC To 3/4"-16 O-Ring
	GR1037	-	O-Ring
11	G11258	2	Hex Socket Head Cap Screw, M10-1.5 x 2.75"
12	G6500-10	1	Swivel Elbow, 90°, 7/8"-14 Male JIC To Female
13	G6502-12	1	Swivel Elbow, 45°, 1 1/16"-12 Male JIC To Female
A	GA12667	-	Hydraulic Motor Assembly
B	GR1945	-	Seal Kit (Hydraulic Motor)

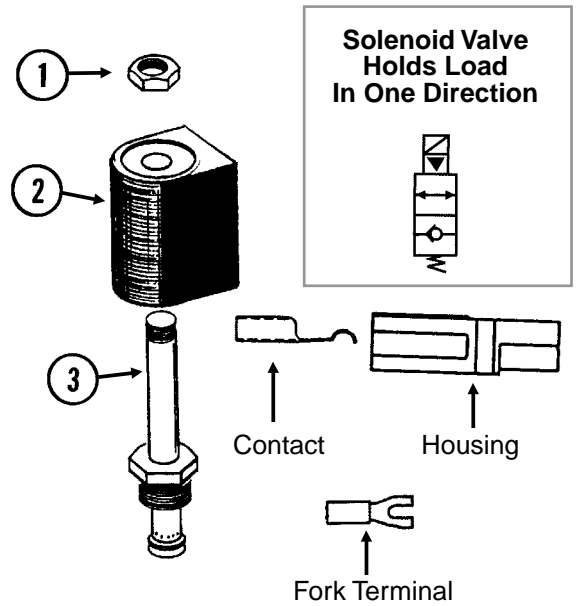
(IP1094)



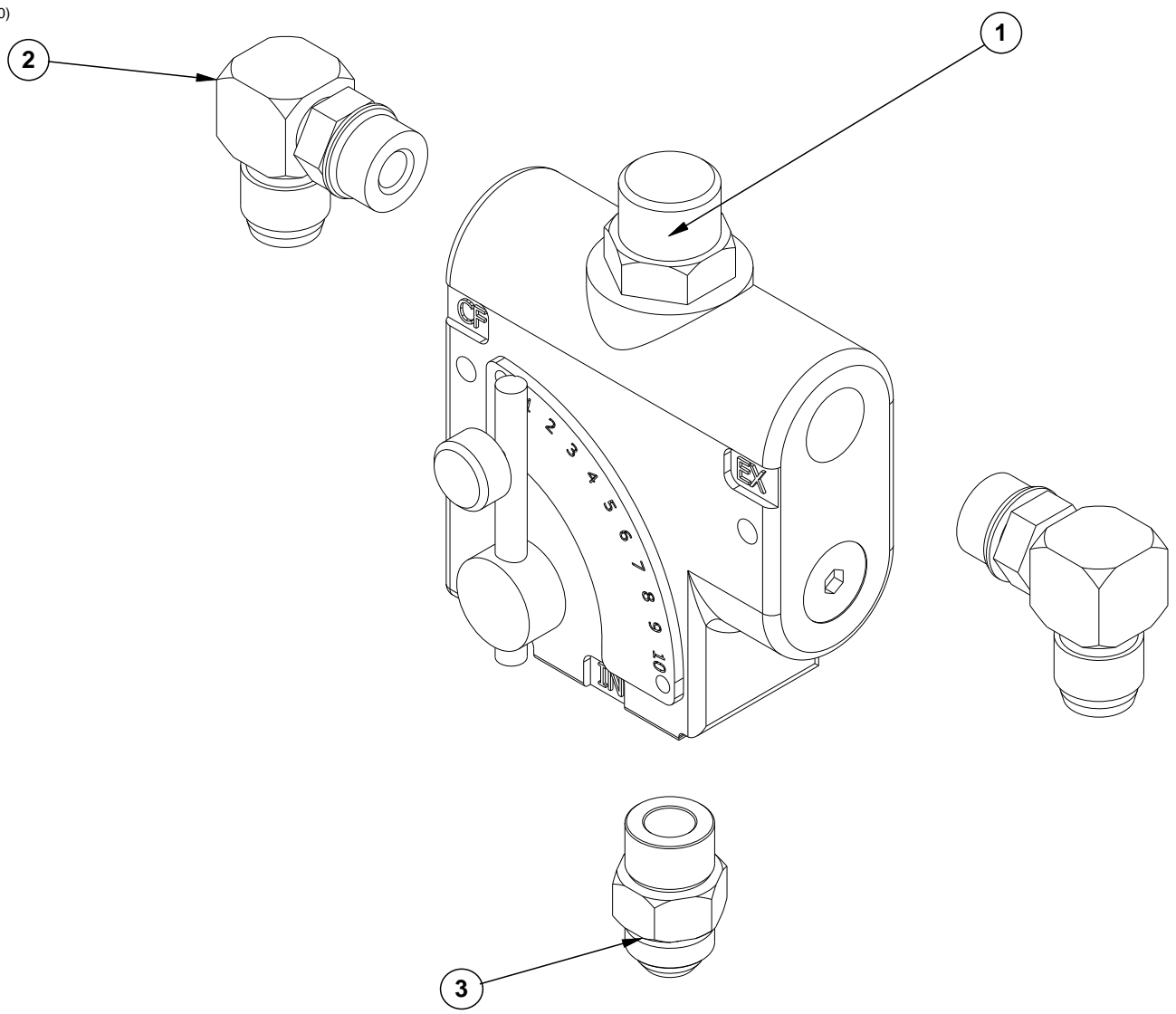
ITEM	PART NO.	QTY.	DESCRIPTION
1	GD19123	1	Block
2	G6400-10-08 GR1037	1 -	Connector W/O-Ring, 7/8"-14 Male JIC To 3/4"-16 O-Ring O-Ring
3	GA4293	1	Check Valve
4	G6801-10-08 GR1037	1 -	Elbow W/O-Ring, 90°, 7/8"-14 Male JIC To 3/4"-16 O-Ring O-Ring
5	G6400-12-10	2	Connector W/O-Ring, 1 1/16"-12 Male JIC To 7/8"-14 O-Ring
6	G6500-12	1	Swivel Elbow, 90°, 1 1/16"-12 Male JIC To Female
7	G6408-06 GR1045	1 -	Plug W/O-Ring, 9/16"-18 O-Ring O-Ring
A	GR2041	-	Seal Kit (Check Valve)

VVB019(TWL27c/TWL18/PLTR75c/A9481)

ITEM	PART NO.	QTY.	DESCRIPTION
1	GR0761	1	Special Hex Nut, 1/2"-20
2	G1K274	1	Coil Kit W/Coil, Contacts, Housings And Fork Terminals
	GD9529	2	Housing, Black
	GD9530	2	Contact
	G10996	2	Fork Terminal
3	GR0763	1	Cartridge
A	G1K275	-	Solenoid Valve Kit W/Solenoid Valve, Contacts, Housings And Fork Terminals
	GD9529	2	Housing, Black
	GD9530	2	Contact
	G10996	2	Fork Terminal
B	GR0764	-	Seal Kit, Includes: (2) O-Rings, (1) BU Ring



(IP1050)

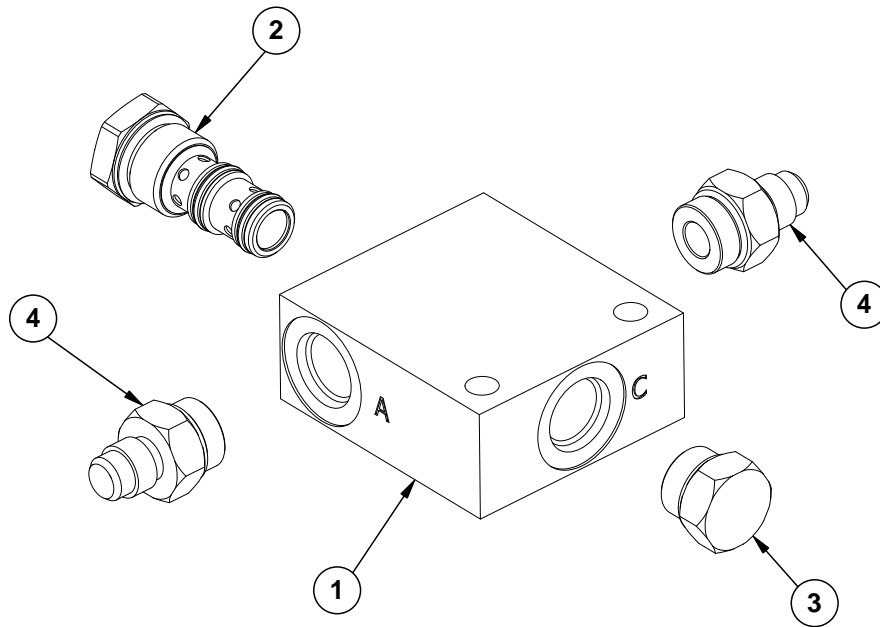


ITEM	PART NO.	QTY.	DESCRIPTION
1	GA10918	1	Flow Control Valve
2	G6801-10	2	Elbow W/O-Ring, 90°, 7/8"-14 Male JIC To O-Ring
3	G6400-10 GR1466	1 -	Connector W/O-Ring, 7/8"-14 Male JIC To O-Ring O-Ring



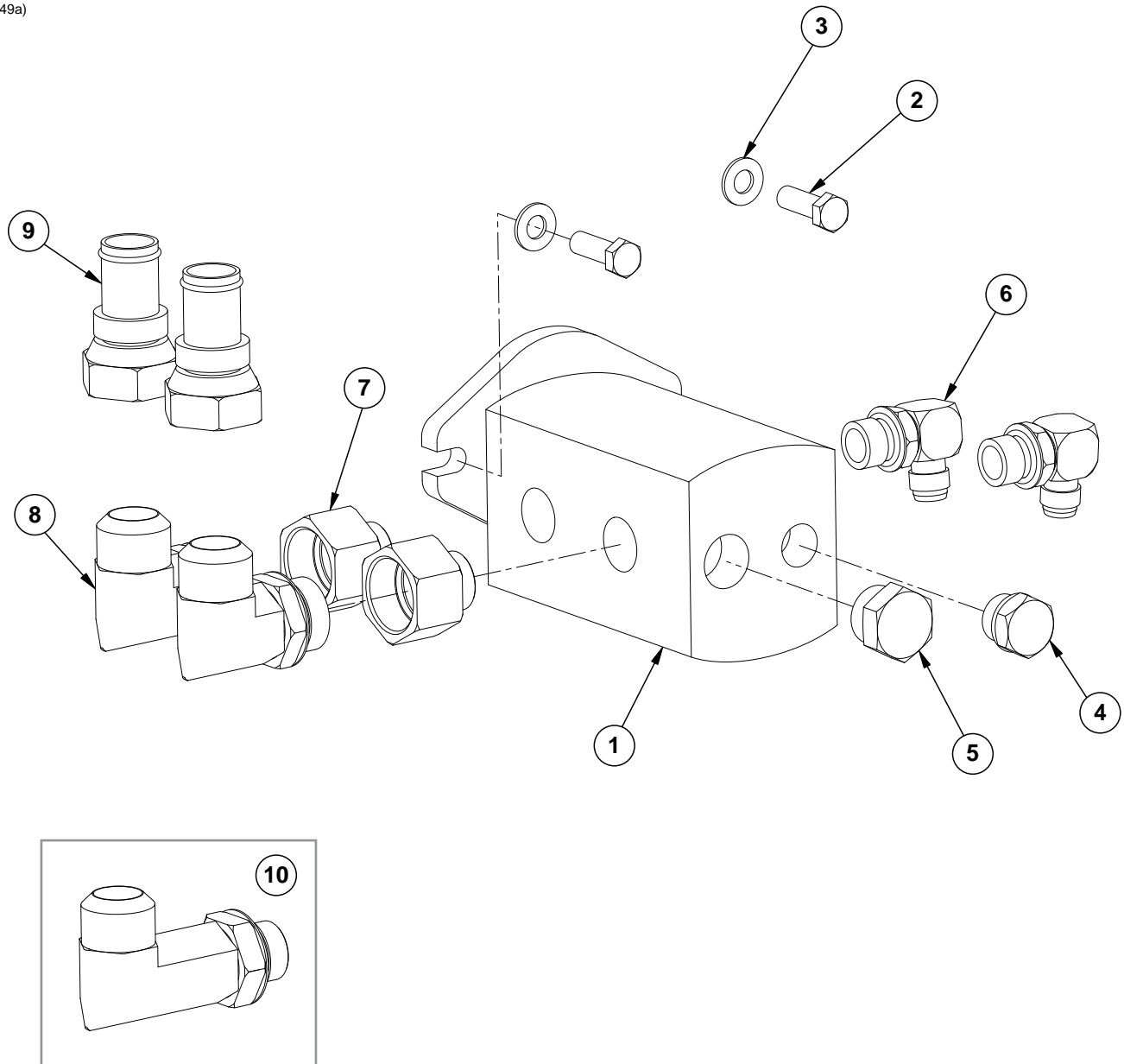
**This page left blank intentionally.**

(IP1114)



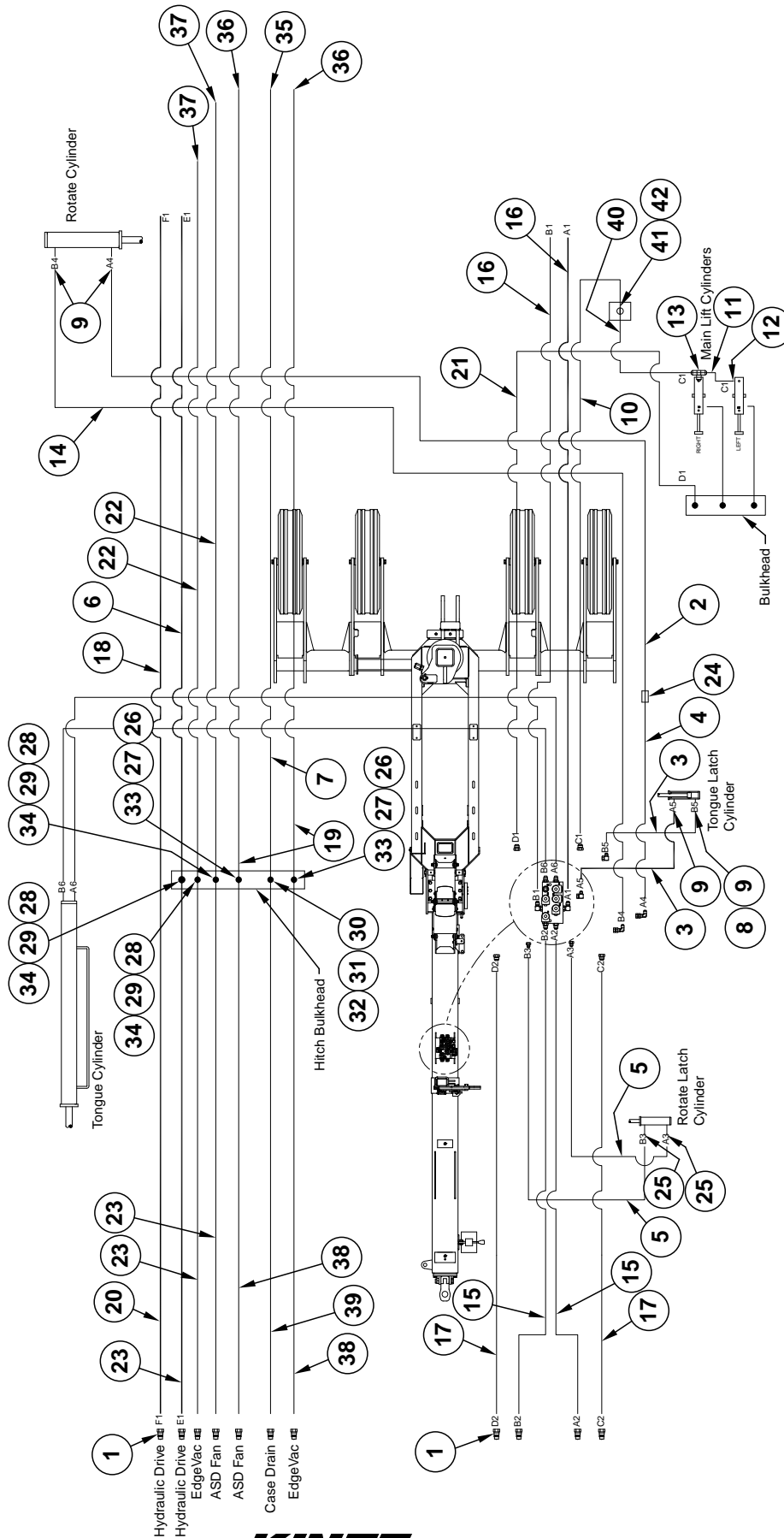
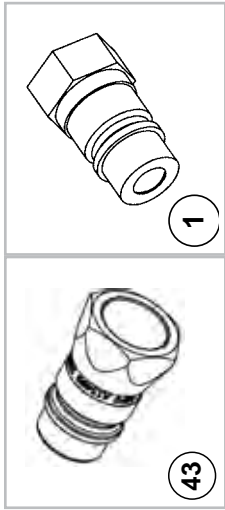
ITEM	PART NO.	QTY.	DESCRIPTION
1	GD19834	1	Flow Control Block
2	GA13965	1	Bi-Directional Flow Control
3	G6408-08 GR1037	1 -	Plug W/O-Ring, 3/4"-16 O-Ring O-Ring
4	G6400-06-08 GR1037	2 -	Connector W/O-Ring, 9/16"-18 Male JIC To 3/4"-16 O-Ring O-Ring
A	GA13966	-	Hydraulic Flow Control Block Assembly

(IP1049a)



ITEM	PART NO.	QTY.	DESCRIPTION
1	GA13490	1	Hydraulic Pump Assembly
2	G10017	2	Hex Head Cap Screw, 1/2"-13 x 1 1/2"
3	G11389	2	Flat Washer, 1/2" SAE
4	G6408-12	1	Plug W/O-Ring, 1 1/16"-12 O-Ring
5	6408-16	1	Plug W/O-Ring, 1 5/16"-12
6	G6801-10-12	2	Elbow W/O-Ring, 90°, 7/8"-14 Male JIC To 1 1/16"-12 O-Ring
7	G6410-16-20	2	Adapter W/O-Ring, 1 5/16"-12 x 1 5/8"
8	G6801-20	2	Elbow W/O-Ring, 90°, 1 5/8"-12 Male JIC To O-Ring
9	GD19493	2	Swivel Hose Barb, 1 5/8"-12 JIC x 1 1/4"
10	G6801-L-20-16	2	Long Elbow W/O-Ring, 90°, 1 5/8"-12 Male JIC To O-Ring (As Required)

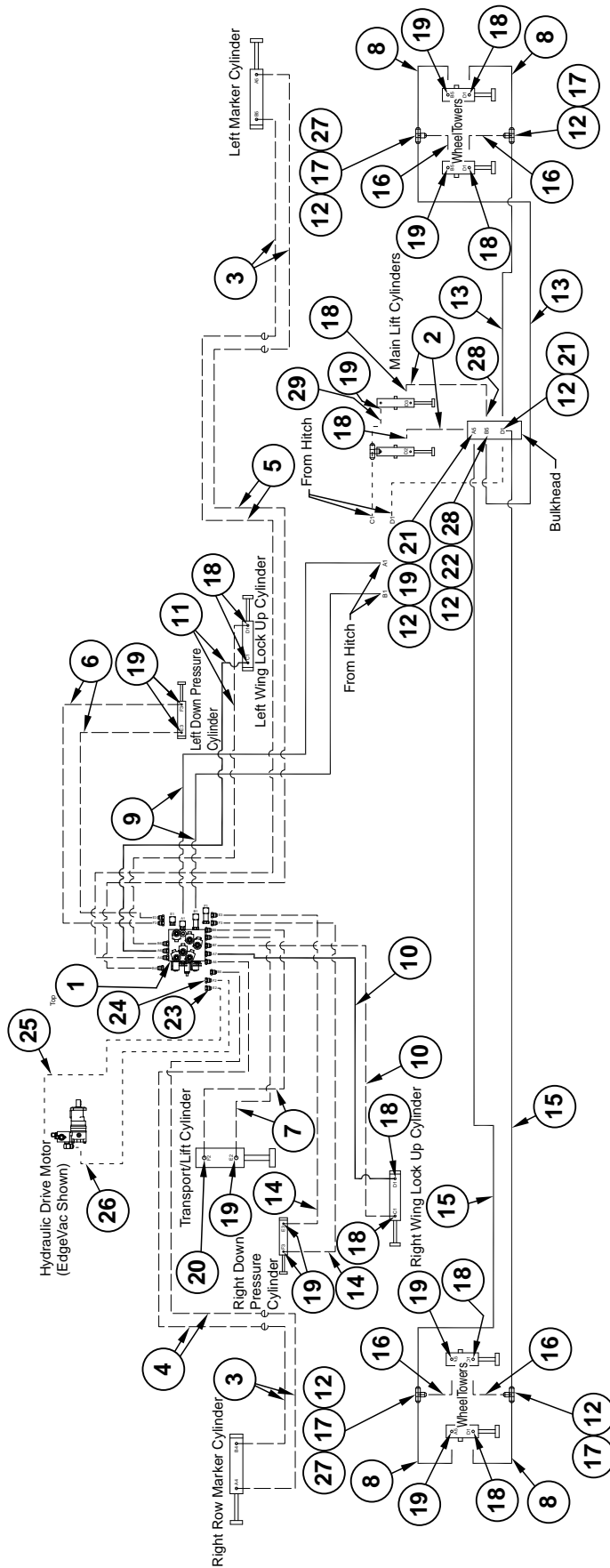
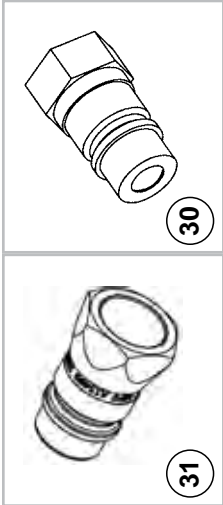
(IP1055bb-1)



ITEM	PART NO.	QTY.	DESCRIPTION
1	GD4086	11	ISO Coupler
2	*A7656	1	Hose Assembly, 1/4" x 200", 16 Row
	*A1107	1	Hose Assembly, 1/4" x 140", 12 Row
3	*A1141	2	Hose Assembly, 1/4" x 62"
4	*A1154	1	Hose Assembly, 1/4" x 72"
5	*A1189	2	Hose Assembly, 1/4" x 36"
6	*A12916	1	Hose Assembly, 3/4" x 210"
7	*A12097	1	Hose Assembly, 3/8" x 246"
8	G6502-06	1	Swivel Elbow, 45°, 9/16"-18 Male JIC To Female
9	G6400-06-08	4	Connector W/O-Ring, 9/16"-18 Male JIC To 3/4"-16 O-Ring
	GR1037	-	O-Ring
10	*A12746	1	Hose Assembly, 1/2" x 256" 16 Row
	*A12747	1	Hose Assembly, 1/2" x 196", 12 Row
11	*A1073	1	Hose Assembly, 3/8" x 18"
12	G6801-08	1	Elbow W/O-Ring, 90°, 3/4"-16 Male JIC To O-Ring
	GR1037	-	O-Ring
13	G6803-08	1	Tee, 3/4"-16 Male NPT To O-Ring
	GR1037	-	O-Ring
14	*A7655	1	Hose Assembly, 1/4" x 274", 16 Row
	*A7653	1	Hose Assembly, 1/4" x 214", 12 Row
15	*A12058	2	Hose Assembly, 3/8" x 154"
16	*A12071	2	Hose Assembly, 3/8" x 356", 16 Row
	*A12078	2	Hose Assembly, 3/8" x 296", 12 Row
17	*A12713	2	Hose Assembly, 1/2" x 154"
18	*A8289	1	Hose Assembly, 1/2" x 234"
19	*A12715	2	Hose Assembly, 1/2" x 242"
20	*A12744	1	Hose Assembly, 1/2" x 286", 16 Row
	*A12741	1	Hose Assembly, 1/2" x 226", 12 Row
21	*A12733	1	Hose Assembly, 1/2" x 370", 16 Row
	*A12743	1	Hose Assembly, 1/2" x 310", 12 Row
22	*A12910	2	Hose Assembly, 3/4" x 242"
23	*A12911	3	Hose Assembly, 3/4" x 346", 16 Row
	*A12922	1	Hose Assembly, 3/4" x 286", 12 Row
24	---	-	<a href="#">See "Hydraulic Flow Control Block" on page P171</a>
25	G6801-06-08	2	Elbow W/O-Ring, 90°, 9/16"-18 Male JIC To 3/4"-16 O-Ring
	GR1037	-	O-Ring
26	G306-10	2	Lock Nut, 7/8"-14
27	G2700-10	2	Bulkhead Tube Union, 7/8"-14 Male JIC
28	G2700-12	3	Bulkhead Tube Union, 1 1/16"-12 Male JIC
29	G306-12	3	Lock Nut, 1 1/16"-12
30	G306-06	1	Lock Nut, 9/16"-18
31	G2700-06-06	1	Bulkhead Tube Union, 9/16"-18 Male JIC
32	G304-C-06	1	Cap Nut, 9/16"-18
33	G304-C-10	2	Cap Nut, 7/8"-14
34	G304-C-12	3	Cap Nut, 1 1/16"-12
35	G2408-06	1	Plug, 9/16"-18 JIC
35	G2408-10	2	Plug, 7/8"-14 JIC
37	G2408-12	2	Plug, 1 1/16"-12 JIC
38	*A12738	2	Hose Assembly, 1/2" x 346"
39	*A12098	1	Hose Assembly, 3/8" x 286", 12 Row
	*A12099	1	Hose Assembly, 3/8" x 346", 16 Row
40	*A1432	1	Hose Assembly, 1/2" x 33"
41	G2701-08	1	Bulkhead Elbow, 90°, 3/4"-16 Male JIC
42	G306-08	1	Lock Nut, 3/4"-16
43	GA15499	-	Special Pioneer Coupler, Zero Pressure Return
	GD25522	-	Hydraulic Tip Cover

\*Hydraulic hose is not stocked by Kinze Repair Parts, but can be made available on a special order basis. Call for quote.

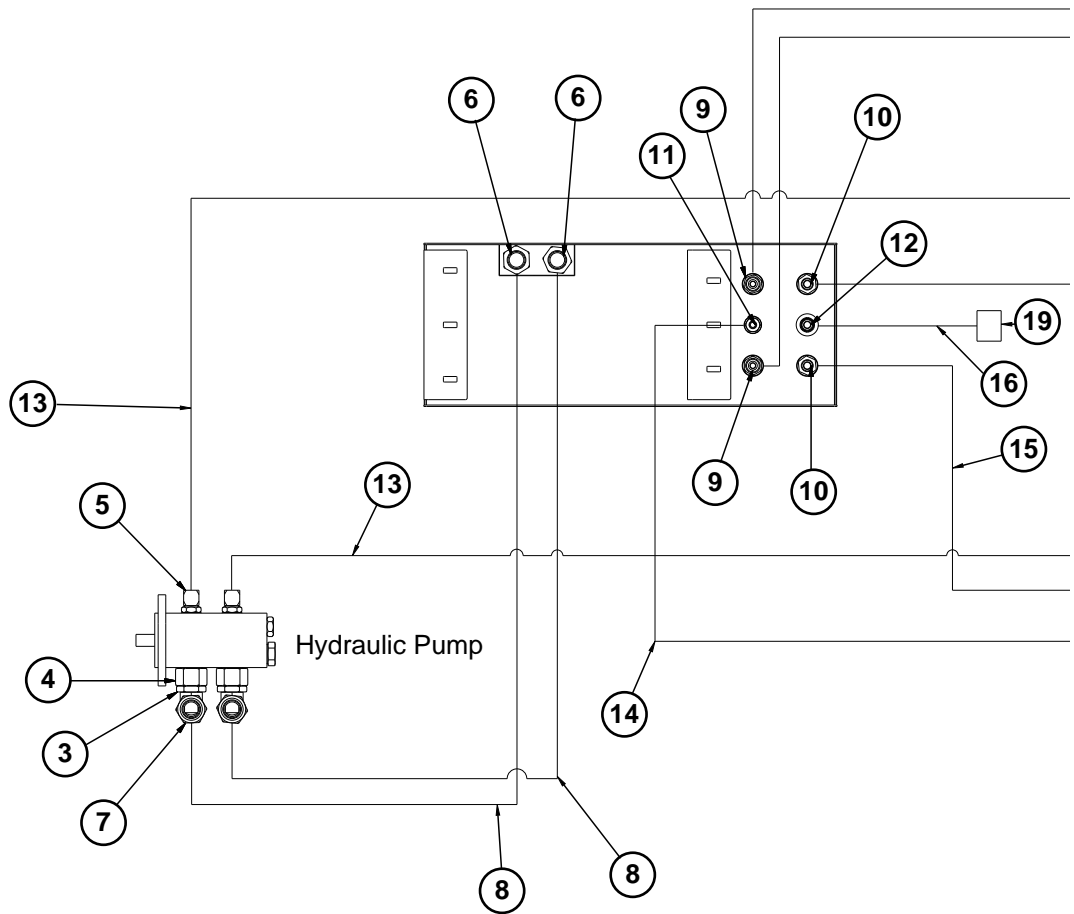
(IP1055aa-1)



ITEM	PART NO.	QTY.	DESCRIPTION
1	---	-	<a href="#">See "Valve Blocks - Located on Rear Center Frame" on page P163</a>
2	*A1025	2	Hose Assembly, 3/8" x 148"
3	*A12065	4	Hose Assembly, 3/8" x 50"
4	*A1097	2	Hose Assembly, 3/8" x 288", 16 Row
	*A12042	2	Hose Assembly, 3/8" x 228", 12 Row
5	*A3103	2	Hose Assembly, 3/8" x 316", 16 Row
	*A12077	2	Hose Assembly, 3/8" x 256", 12 Row
6	*A3137	2	Hose Assembly, 3/8" x 140"
7	*A3157	2	Hose Assembly, 3/8" x 70"
8	*A3127	4	Hose Assembly, 3/8" x 58"
9	*A12071	2	Hose Assembly, 3/8" x 356"
10	*A12060	2	Hose Assembly, 3/8" x 126"
11	*A12061	2	Hose Assembly, 3/8" x 148"
12	G306-08	7	Lock Nut, 3/4"-16
13	*A1093	2	Hose Assembly, 3/8" x 230"
14	*A1008	2	Hose Assembly, 3/8" x 110"
15	*A12062	2	Hose Assembly, 3/8" x 212"
16	*A1086	4	Hose Assembly, 3/8" x 28"
17	G2704-08	4	Bulkhead Tee, 3/4"-16 JIC
18	G6400-08 GR1037	10 -	Connector W/O-Ring, 3/4"-16 Male JIC To O-Ring O-Ring
19	G6801-08 GR1037	10 -	Elbow W/O-Ring, 90°, 3/4"-16 Male JIC To O-Ring O-Ring
20	G6801-LL-08	1	X-Long Elbow W/O-Ring, 90°, 3/4"-16 Male JIC To O-Ring
21	G2701-08	2	Bulkhead Elbow, 90°, 3/4"-16 Male JIC
22	G2703-08	1	Bulkhead Tee, 3/4"-16 Male JIC
23	G6400-10-08 G6400-08 GR1037	1 1 -	Connector W/O-Ring, 7/8"-14 Male JIC To 3/4"-16 O-Ring (Used W/Vacuum) Connector W/O-Ring, 3/4"-16 Male JIC To O-Ring (Used W/Mechanical) O-Ring
24	G6400-12-10 G6400-10 GR1466	1 1 -	Connector W/O-Ring, 1 1/16"-12 Male JIC To 7/8"-14 O-Ring (Used W/Vacuum) Connector W/O-Ring, 7/8"-14 Male JIC To O-Ring (Used W/Mechanical) O-Ring
25	*A1425 *A1022	1 -	Hose Assembly, 1/2" x 60" (Used W/Vacuum) Hose Assembly, 3/8" x 60" (Used W/Mechanical)
26	*A3363 *A1425	1 -	Hose Assembly, 3/4" x 60" (Used W/Vacuum) Hose Assembly, 1/2" x 60" (Used W/Mechanical)
27	G6500-08	2	Swivel Elbow, 90°, 3/4"-16 Male JIC To Female
28	G6502-08	2	Swivel Elbow, 45°, 3/4"-16 Male JIC To Female
29	*A1073	1	Hose Assembly, 3/8" x 18"
30	GD4086	11	ISO Coupler
31	GA15499 GD25522	- -	Special Pioneer Coupler, Zero Pressure Return Hydraulic Tip Cover

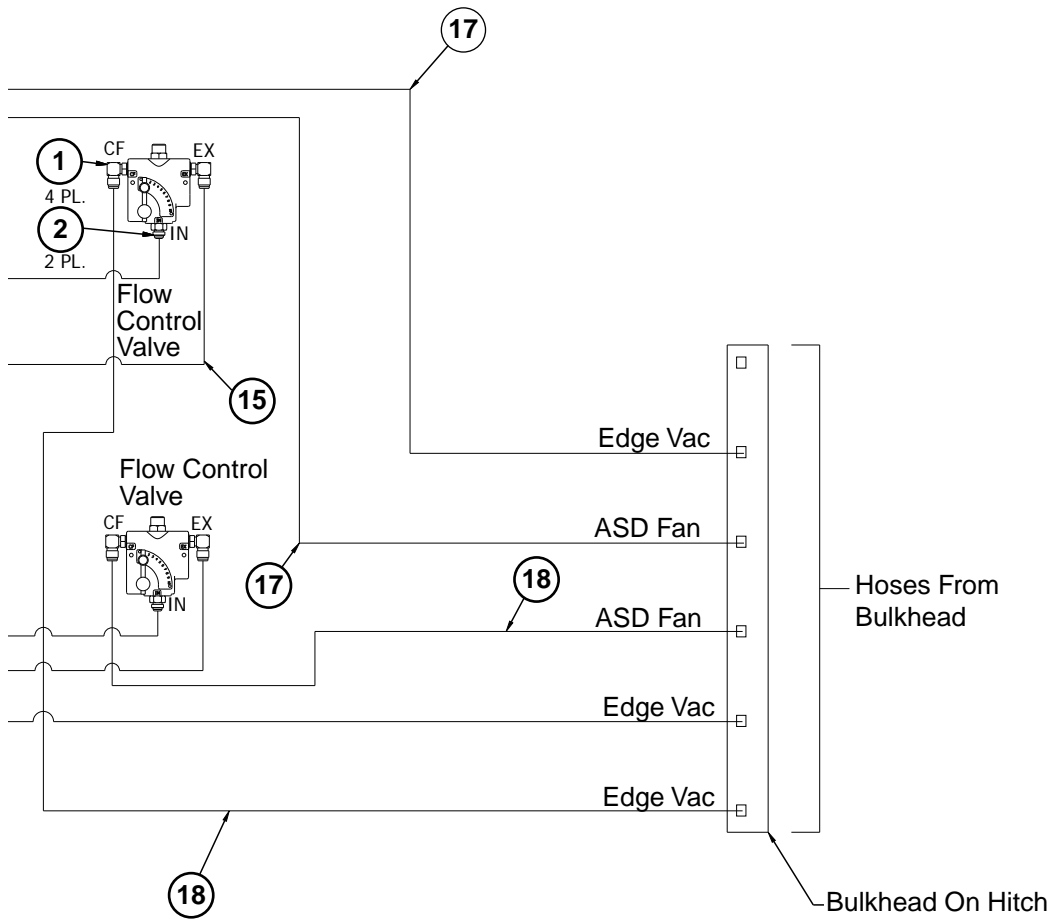
\* Hydraulic hose is not stocked by Kinze Repair Parts, but can be made available on a special order basis. Call for quote.

(IP1051)



ITEM	PART NO.	QTY.	DESCRIPTION
1	G6801-10 GR1466	4 -	Elbow W/O-Ring, 90°, 7/8"-14 Male JIC To O-Ring O-Ring
2	G6400-10 GR1466	2 -	Connector W/O-Ring, 7/8"-14 Male JIC To O-Ring O-Ring
3	G6801-20	2	Elbow W/O-Ring, 90°, 1 5/8"-12 Male JIC To O-Ring
4	G6410-16-20	2	Adapter W/O-Ring, 1 5/16"-12 x 1 5/8"
5	G6801-10-12	2	Elbow W/O-Ring, 90°, 7/8"-14 Male JIC To 1 1/16"-12 O-Ring
6	GD19492	2	Hose Barb W/O-Ring, 1 5/8"-12 JIC x 1 1/4"
7	GD19493	2	Swivel Hose Barb, 1 5/8"-12 JIC x 1 1/4"
8	GD19498-01	2	Hose, 1 1/4" x 5
9	G6400-12 GR1467	2 -	Connector, W/O-Ring, 1 1/16"-12 Male JIC To O-Ring O-Ring
10	G6400-10-12 GR1467	2 -	Connector W/O-Ring, 7/8"-14 Male JIC To 1 1/16"-12 O-Ring O-Ring

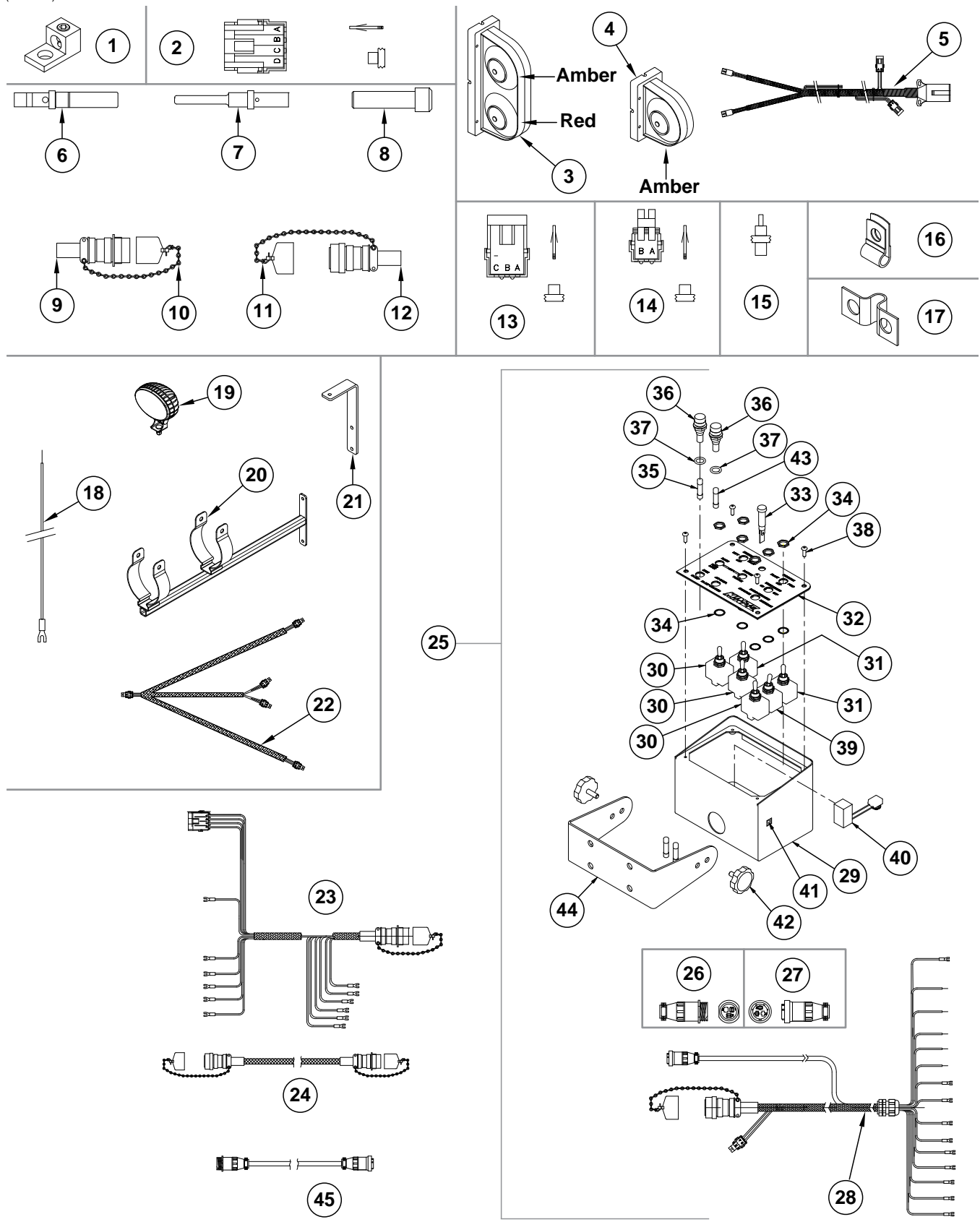




ITEM	PART NO.	QTY.	DESCRIPTION
11	GD18343	2	O-Ring
12	G2404-10-12	1	Adapater, 7/8"-14 x 1/2" NPT
13	*A1424	2	Hose Assembly, 1/2" x 30"
14	*A7652	1	Hose Assembly, 1/4" x 224"
15	*A8262	2	Hose Assembly, 1/2" x 36"
16	*A1459	1	Hose Assembly, 1/2" x 24"
17	GA12912	2	Hose Assembly, 3/4" x 224"
18	GA12727	2	Hose Assembly, 1/2" x 240"
19	G304-C-10	1	Cap Nut, 7/8"-14

\* Hydraulic hose is not stocked by Kinze Repair Parts, but can be made available on a special order basis. Call for quote.

(IP1066a)

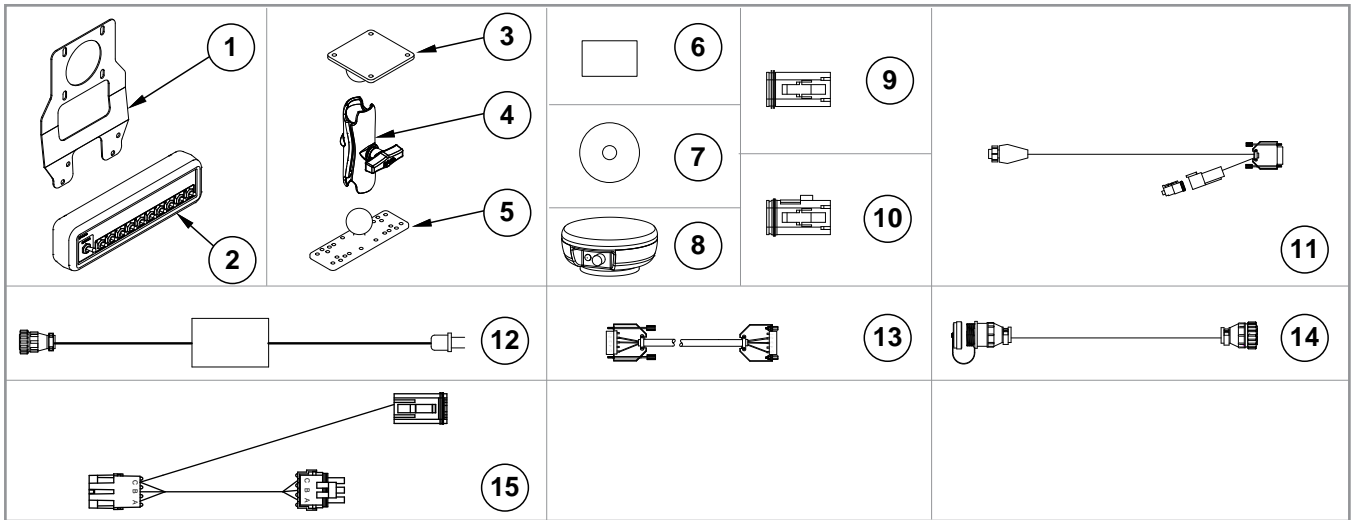


ITEM	PART NO.	QTY.	DESCRIPTION
1	GA3584	-	Ground Clamp
2	GA8328	-	4-Pin Female Connector Kit, Includes: (1) 4-Pin Female Housing, (4) Pin Contacts, (4) Seals
3	GA6699	1	Double Light Assembly
	GA6700	1	Double Light Assembly (Shown)
	GR1956	-	Amber Lens Kit, Includes: (1) Amber Lens, (1) Gasket, and (3) Hex Head Cap Screws
	GR1957	-	Red Lens Kit, Includes: (1) Red Lens, (1) Gasket, and (3) Hex Head Cap Screws
	GR1958	-	Black Cover Kit, Includes: (1) Black Cover, (1) Gasket, and (3) Hex Head Cap Screws
	GR1208	-	Bulb
4	GA6701	1	Single Amber Light Assembly
	GR1956	-	Amber Lens Kit, Includes: (1) Amber Lens, (1) Gasket, and (3) Hex Head Cap Screws
5	GA21698	-	Light Harness, 16 Row
	GA21695	-	Light Harness, 12 Row
6	GD8740	-	Socket Contact, No. 14
7	GD8741	-	Pin Contact, No. 14 (Package of 30)
8	GD8739	-	Sealing Plug, No. 12
9	GA6109	2	Connector W/Cable Clamp, 23 Pin Capacity
10	GA7862	2	Dust Cap W/Chain
11	GA7863	2	Dust Cap W/Chain
12	GA6108	2	Connector W/Cable Clamp, 23 Socket Capacity
13	G1K248	-	3-Pin Female Connector Kit (Black), Includes: (3) 3-Pin Female Housings, (9) Pin Contacts, (9) Seals
14	G1K320	-	2-Pin Male Connector Kit (Black), Includes: (3) 2-Pin Male Housings, (6) Socket Contacts, (6) Seals
15	GD11089	-	Sealing Plug
16	GD6291	-	Insulated Clamp, 3/8"
	GD13348	-	Insulated Clamp, 1 1/16"
	GD22965	-	Insulated Clamp, 1/4"
17	GD13310	1	Jumper, 7/16"
18	GA9481	-	Jumper Wire W/Fork Terminal, 13"
	G10996	-	Fork Terminal
19	GA13752	-	Work Light Assembly
20	GA13750	-	Light Bracket
21	GD19613	-	Light Bracket Mount
22	GA13038	-	Work Light Harness
23	GA21697	1	Planter Harness, 16 Row
	GA21696	-	Planter Harness, 12 Row
24	GA11736	1	Harness Extension W/Dust Caps, 180" (ASD and Vacuum)
25	G8409X	-	3660 Control Box Bundle
26	G1K267	-	Console Cable Connector Kit, Includes: (1) 3-Pin Connector, (1) Cable Clamp, (3) Male Terminal Pins
27	G1K268	-	Console Cable Connector Kit, Includes: (1) 3-Pin Connector, (1) Cable Clamp, (1) Lock Ring, (3) Female Terminal Pin
28	GA13036	-	Tractor Harness (Prior to 2013 Production)
	GA16389	-	Tractor Harness (2013 Production and on)
29	GA8738	1	Control Box
30	GA14016	3	Switch, 3 Position Toggle, Momentary On-Off-Momentary On
31	GA2528	2	Switch, 3 Position Toggle, On-Off-On
32	GA14011	1	Backlit Front Panel
33	GA10206	1	Indicator Light, Green

Continued on the next page.

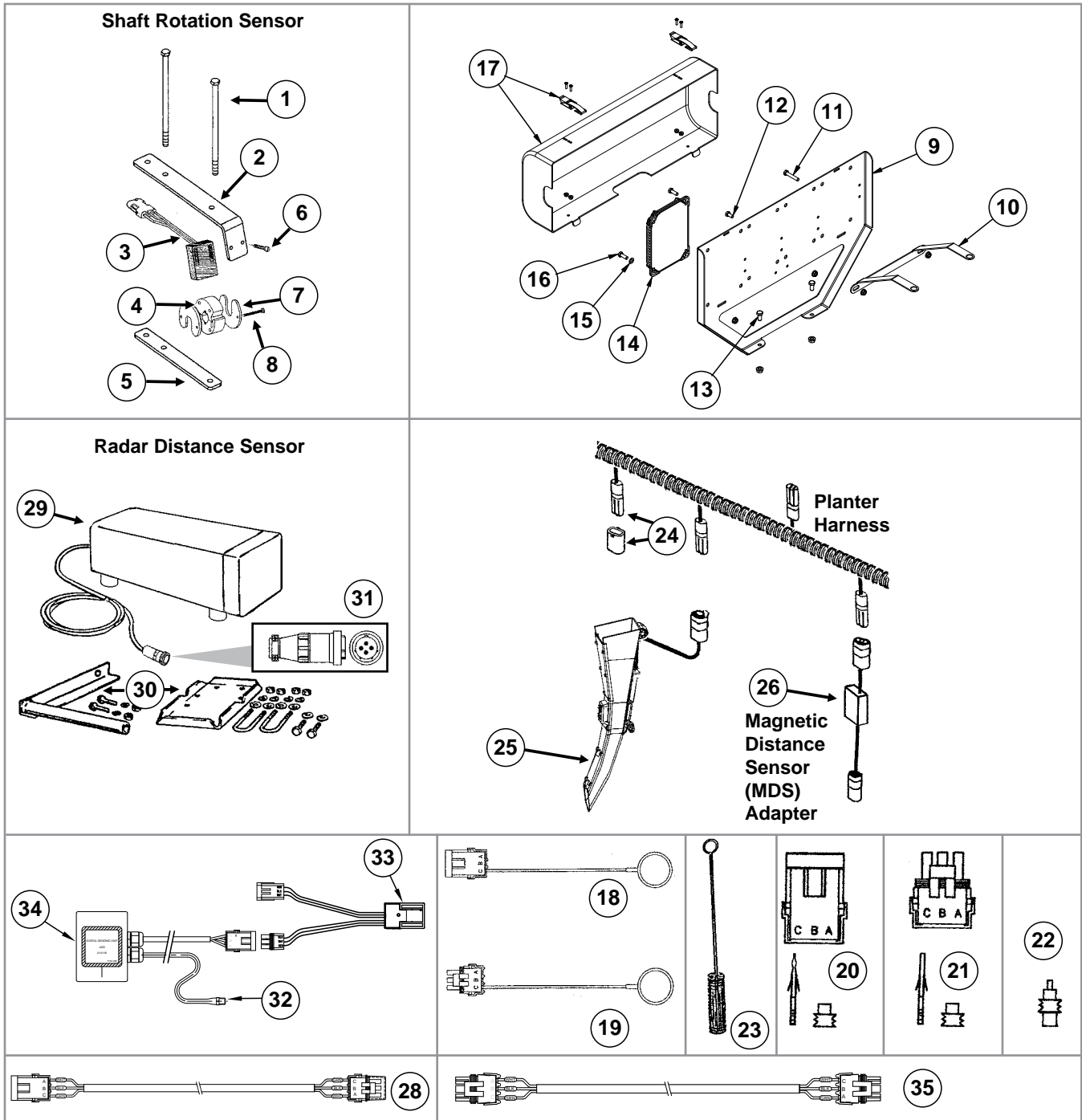
---

ITEM	PART NO.	QTY.	DESCRIPTION
34	GR1364	6	Internal Tooth Lock Washer, 15/32"
	GR1363	6	Hex Face Nut, 15/32"-32
35	GD2829	2	Fuse, 15 Amp, Type AGC
36	GA2612	2	Fuse Holder W/Spade, 133/60"
37	GD3860	2	O-Ring
38	GR1292	4	Hex Socket Button Head Cap Screw, No. 8-32 x 1/2"
39	GA14015	1	Toggle Switch, On-Off
40	GA8731	1	Switch, Push Button W/Transformer
41	GR1290	2	Cage Nut, 1/4"-20"
42	GA6975	2	Knob
43	GD18275	2	Fuse, 20 Amp
44	GD9896	1	Mounting Bracket
45	GA13799	-	Power Extension, 10'



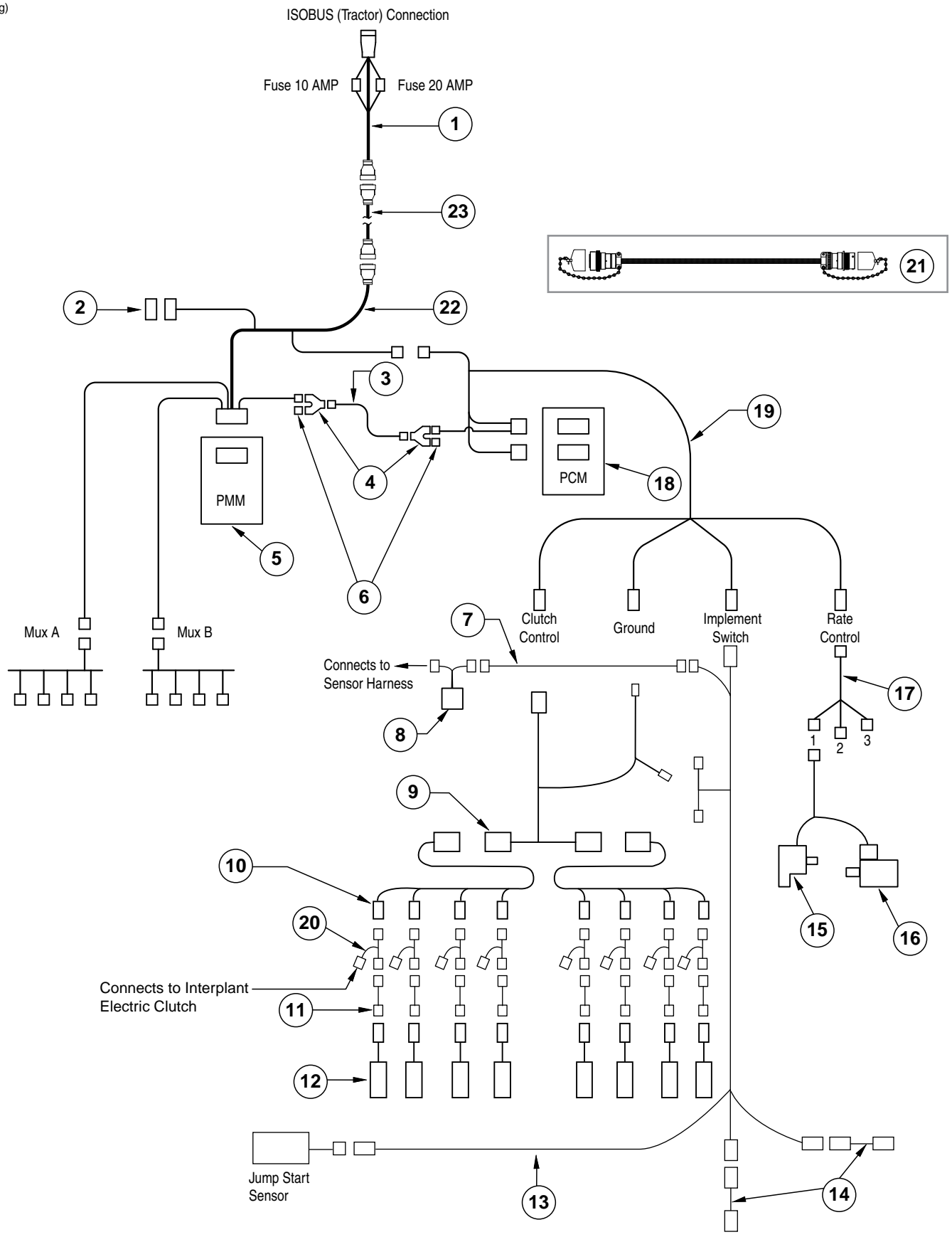
ITEM	PART NO.	QTY.	DESCRIPTION
1	GR1916	1	Switch Box Bracket
2	GA12539	1	Switch Box Module
3	GD18408	1	Ram Vesa Base
4	GA12868	1	Ram Double Socket Arm
5	GD18407	1	Ram Base
6	GA14449	1	Flash Drive (Integra)
7	GR1836	1	SMS CD
8	GA12552	1	GPS Antenna
9	GR1838	1	Dust Plug
10	GR1839	1	Dust Plug
11	GA12553	1	GPS Cable
12	GA12852	1	Power Supply
13	GA12853	1	Null Modem Cable
14	GA13562	1	Cable Extension, 180"
15	GA13572	1	Multi-Product Cable
A	GA14448	-	Ram Mount Hardware Kit

(MTR60/MTR65/MTR61/MTR64/MTR62/PMM02/IP1054/A13397)



ITEM	PART NO.	QTY.	DESCRIPTION
1	G10686	4	Hex Head Cap Screw, 3/8"-16 x 8"
	G11091	4	Serrated Flange Nut, 3/8"-16
2	GD18118	2	Shaft Sensor Mount
3	GR1415	1	Rotation Sensor
4	GR1414	1	Actuator
5	GD18168	2	Mount
6	G10757	2	Pan Head Screw, No. 10-32 x 1 1/4"
	G10243	2	Washer, No. 10 SAE
	G10758	2	Hex Nut, No. 10-32
7	GD11474	2	Cover
8	G10927	2	Pan Head Machine Screw, No. 8-32 x 1 1/4", Stainless Steel
	G10931	2	Lock Washer, No. 8, Internal/External, Stainless Steel
	G10928	2	Hex Nut, No. 8-32, Stainless Steel
9	GD19274	1	Module Mount
10	GD19275	1	Module Mount Brace
11	G10031	1	Hex Head Cap Screw, 5/16"-18 x 1 3/4"
	G10620	1	Serrated Flange Nut, 5/16"-18
12	G10019	1	Hex Head Cap Screw, 5/16"-18 x 1"
	G10620	1	Serrated Flange Nut, 5/16"-18
13	G10004	2	Hex Head Cap Screw, 3/8"-16 x 1 1/4"
	G11091	2	Serrated Flange Nut, 3/8"-16
14	GA12538	1	Planter Monitor Module
15	G11386	1	Flat Washer, 5/16" SAE
16	G10019	2	Hex Head Cap Screw, 5/16"-18 x 1"
	G10620	2	Serrated Flange Nut, 5/16"-18
17	GA12563	1	Module Cover Assembly W/Lock Clamps
18	GA8046	-	Dust Plug (Black)
	GA9978	-	Dust Plug (Blue)
19	GA8047	-	Dust Plug (Black)
	GA9979	-	Dust Plug (Blue)
20	G1K248	-	3-Pin Female Connector Kit (Black), Includes: (3) 3-Pin Female Housings, (9) Pin Contacts, (9) Seals
	G1K362	-	3-Pin Female Connector Kit (Blue), Includes: (3) 3-Pin Female Housings, (9) Pin Contacts, (9) Seals
21	G1K252	-	3-Pin Male Connector Kit (Black), Includes: (3) 3-Pin Male Housings, (9) Socket Contacts, (9) Seals
	G1K363	-	3-Pin Male Connector Kit (Blue), Includes: (3) 3-Pin Male Housings, (9) Socket Contacts, (9) Seals
22	GD11089	-	Sealing Plug
23	GR0594	-	Brush
24	GA8050	-	Planter Harness W/Dust Caps, 18 Row (22 Connectors)
	GA13980	-	Planter Harness W/Dust Caps, 12 Row (18 Connectors)
	GD11993	-	Dust Cap
25	GA21515	-	Seed Tube W/Computerized Sensor
	GA20902	-	Seed Tube (With Holes For Sensor Installation)
26	GA7859	1	Magnetic Distance Sensor Adapter (Analog To Digital)
27	GA14116	-	Sending Unit W/1/4" Tubing And Harness
28	GA13397	-	Extension Harness, 6"
29	GA7858	-	Radar Distance Sensor W/20' Cable
30	GA8026	-	Radar Sensor Pipe/Mounting Bracket Package
31	G1K323	-	4-Pin Connector Kit W/Female Housing, Includes: (4) Pins, (1) Cable Clamp
32	GR1736	-	Hose Barb, 1/8" Male NPT To Barb
33	GA12812	-	Hall Effect Adapter
34	GA14116	-	Sending Unit With 1/4" Tubing And Harness
35	GA16923	-	Dickey John Adapter Cable

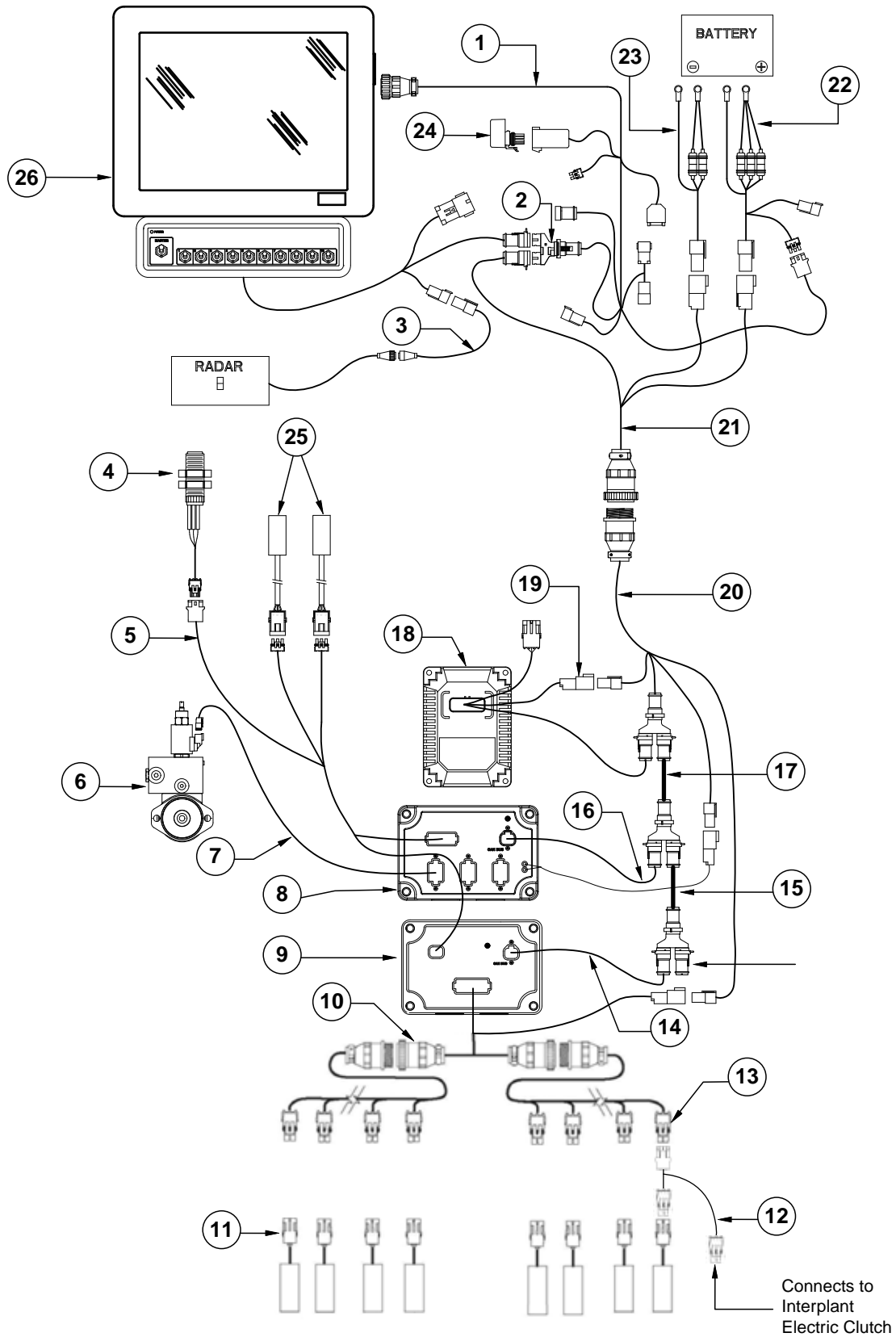
(IP1372g)





ITEM	PART NO.	QTY.	DESCRIPTION
1	GA17545	1	ISOBUS Adapter Cable
2	GD22968	1	Terminatin Bias Circuit
3	GA15883	1	CAN Jumper Cable
4	GD22975	1	Y-Splitter, 2-Way
5	GA15290	1	ISOBUS Planter Monitor Module
6	GD22974	1	Terminating Resistor, 2-Way DTM
7	GA16343	1	Jump Start Cable
8	GA12812	1	Hall Effect Adapter
9	GA16382	1	Section Adapter Cable, 12 Row (2 Row)
	GA16375	-	Section Adapter Cable, 16 Row (2 Row)
10	GA16383	2	Clutch Cable (6 Connectors), 12 Row
	GA16376	2	Clutch Cable (6 Connectors), 16 Row
11	GA17200	-	Adapter Clutch HS Driver Cable
12	GA16374	-	<a href="#">See "Ag Leader Electric Clutch" on page P7</a>
13	GA16826	-	Implement Switch Extension Cable
14	GA16829	-	<a href="#">See "Parallel Arms, Mounting Support Plate, and Quick Adjustable Down Forces Springs Option" on page P5</a>
15	GA12565	1	Encoder Module
16	---	-	<a href="#">See "Valve Block - Located on R.H. Rear Center Frame (Vacuum)" on page P166</a> <a href="#">See "Valve Block - Located on R.H. Rear Center Frame (Mechanical)" on page P165</a>
17	GA15884	1	Rate Control Cable
18	GA15288	1	Product Control Module
19	GA15882	1	Product Control Module Cable
20	GA16393	1	Interplant Cable (2 Rows)
	GA16381	-	Interplant Cable (3 Rows)
21	GA16350	-	ISOBUS Extension Cable
22	GA17546	-	ISOBUS Planter Adapter Cable
23	GA17542	1	Universal Implement Cable, 520" (12 Row)
	GA17543	-	Universal Implement Cable, 580" (16 Row)

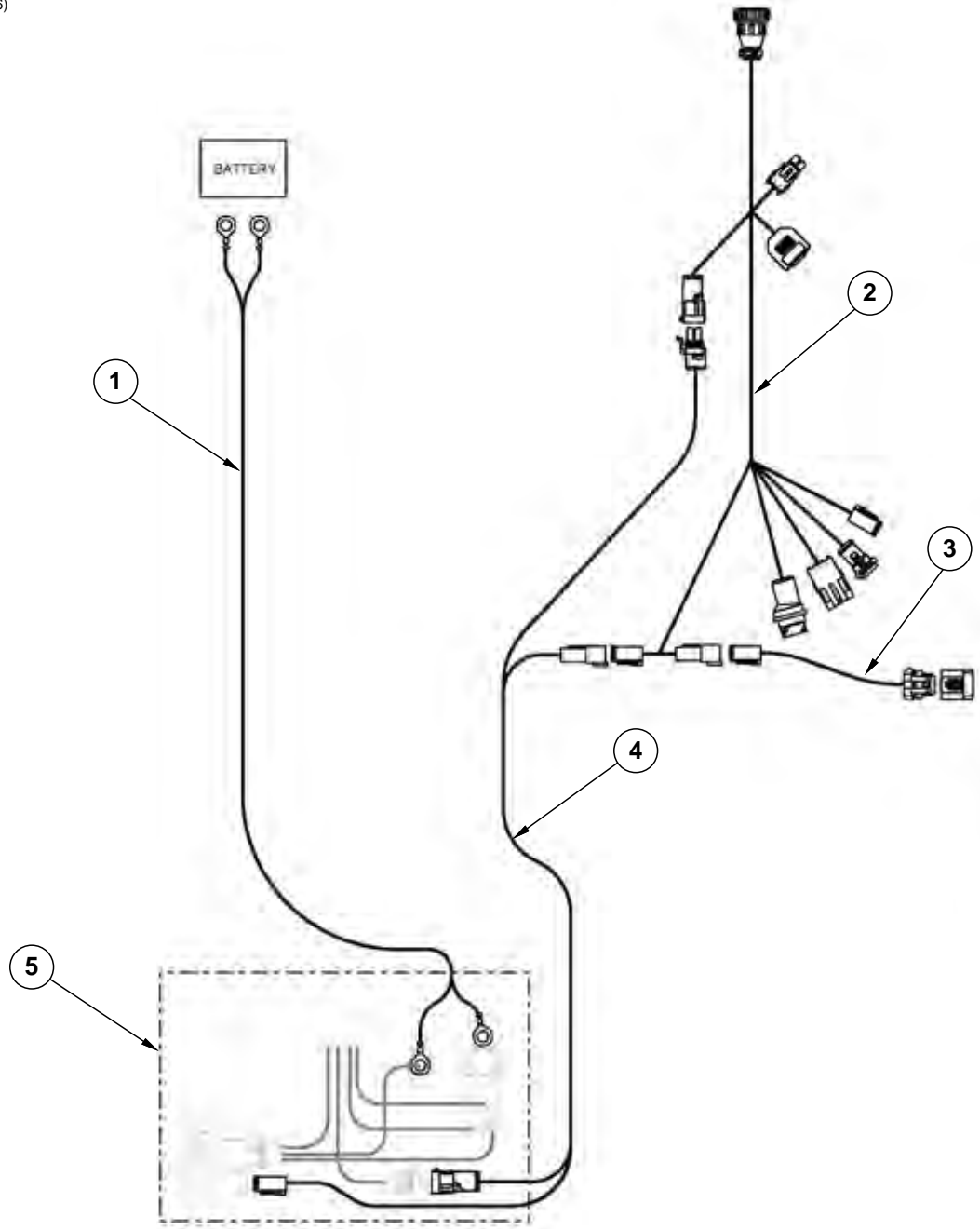
(TP1098c)



ITEM	PART NO.	QTY.	DESCRIPTION
1	GA16831	1	ISOBUS Integra Display Cable
2	GD18176	1	Y-Splice Connector
3	GA12596	1	Radar Adapter Cable
4	---		Hall Effect Sensor
5	GA16826	-	Implement Switch Extension Cable
6	---	-	<a href="#">See "Valve Block - Located on R.H. Rear Center Frame (Vacuum)" on page P166</a> <a href="#">See "Valve Block - Located on R.H. Rear Center Frame (Mechanical)" on page P165</a>
7	GA12568	1	Seed Rate Cable
8	GA12564	1	Seed Rate Control Module
9	GA12537	1	Clutch Control Module
10	GA16382	1	Section Adapter Cable, 12 Row (2 Row)
	GA16375	-	Section Adapter Cable, 16 Row (2 Row)
11	GA16374	-	<a href="#">See "Ag Leader Electric Clutch" on page P7</a>
12	GA16393	-	Interplant Cable (2 Rows)
	GA16381	-	Interplant Cable (3 Rows)
13	GA16383	2	Clutch Cable (6 Connectors), 12 Row
	GA16376	2	Clutch Cable (8 Connectors), 16 Row
14	GA12558	1	Can Stub Cable, 8"
15	GA12559	1	Can Extension Cable, 5"
16	GA12566	1	Cab Stub Cable, 6" (Hydraulic Drive)
17	GA12567	1	Can Extension Cable, 4" (Hydraulic Drive)
18	GA16351	1	Planter Monitor Module
19	GA12557	1	PMM Cable
20	GA17544	1	Implement Cable
21	GA14450	1	CAN Adapter Cable
22	GA14452	1	Power Cable
23	GA12598	1	Seed Rate Power Cable
24	GA12540	1	Power Control Relay
25	GA16829	-	<a href="#">See "Parallel Arms, Mounting Support Plate, and Quick Adjustable Down Forces Springs Option" on page P5</a>
26	*GA14447	-	Integra Loaner Display (Display Only) (Shown)
	*GA13554	-	Cobalt Display

\*[See "Miscellaneous Integra Parts" on page P182](#) for mounting brackets.

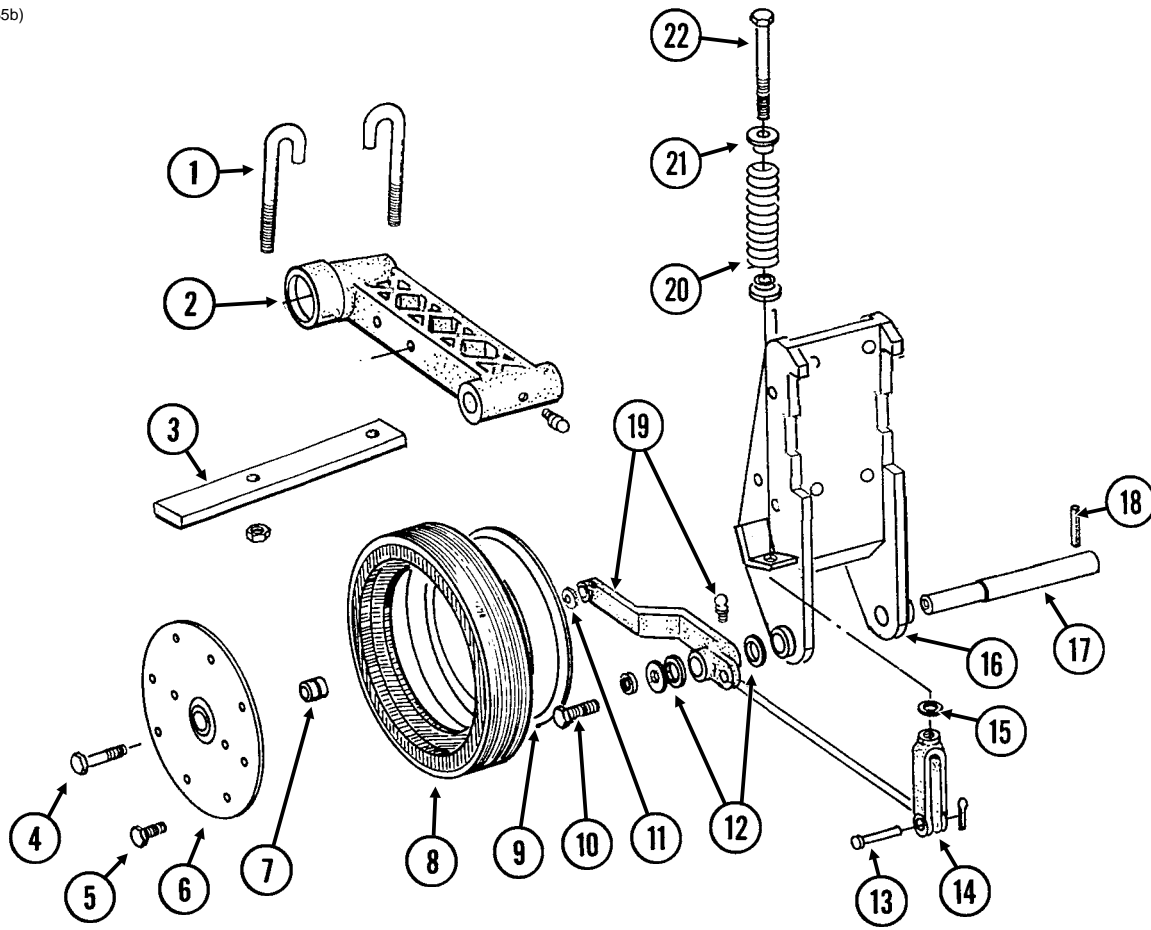
(TP1106)



ITEM	PART NO.	QTY.	DESCRIPTION
1	GA16834	1	Battery Cable
2	GA16374	-	<a href="#">See "ISOBUS Electric Clutch Package" on page P185</a> <a href="#">See "Ag Leader Electric Clutch Package" on page P187</a>
3	GA16355	1	Terminator Cable
4	GA16832	1	ISO Integra Extension Cable
5	GA16833	1	ISO Connector

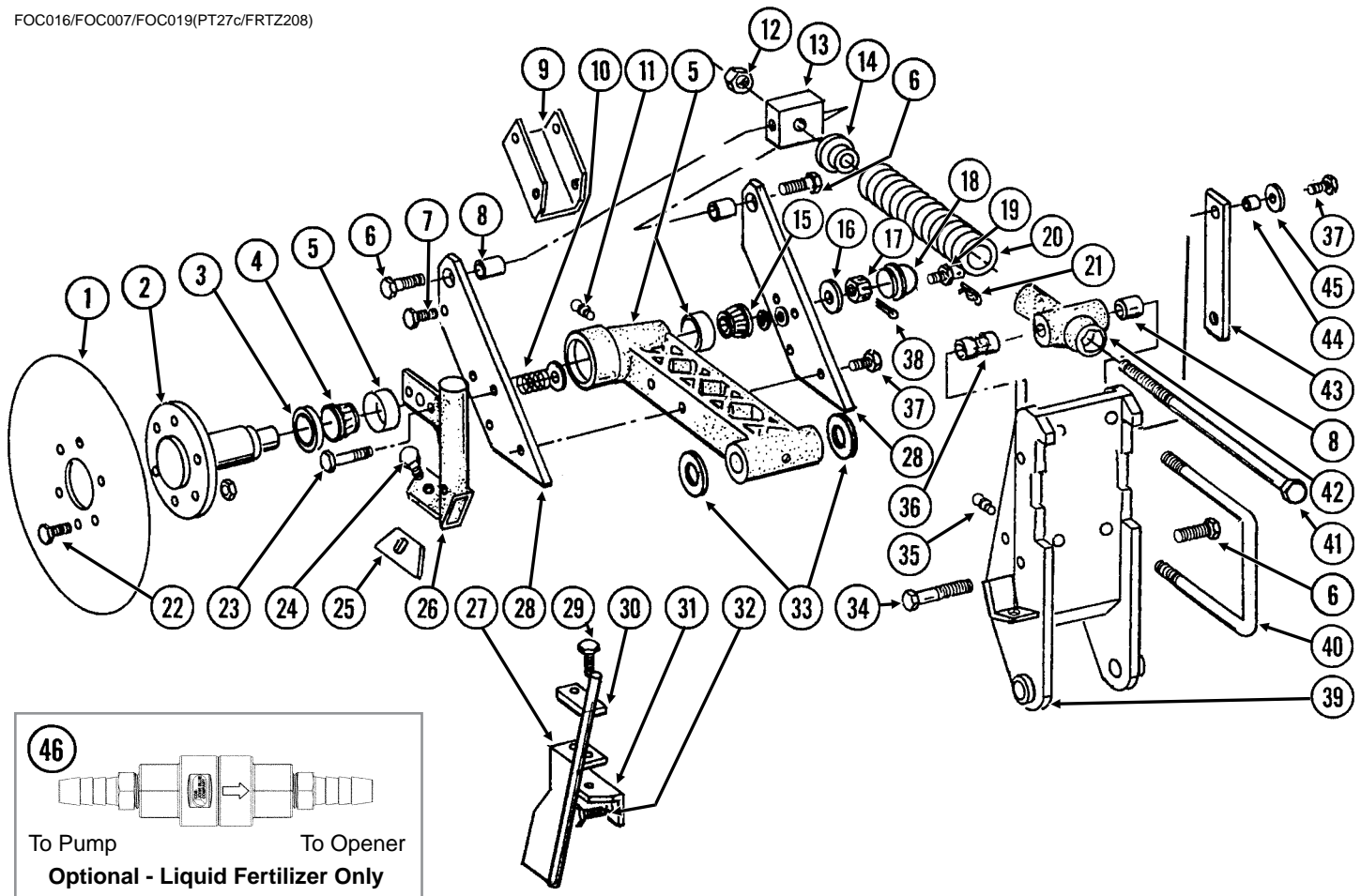
**This page left blank intentionally.**

(TWL35d/TWL35b)



ITEM	PART NO.	QTY. (Per Assy.)	DESCRIPTION
1	GD9705	2	J-Bolt, 1/2"-13
	G10228	2	Lock Washer, 1/2"
	G10102	2	Hex Nut, 1/2"-13
2	---	-	<a href="#">See "HD Single Disc Fertilizer Opener (Blade and Drop Tube)" on page P193</a>
3	GD9706	1	Lockup Bar
4	G10010	1	Hex Head Cap Screw, 5/8"-11 x 3"
5	G10961	11	Flanged Whiz Lock Screw, 5/16"-18 x 5/8", No Serration
	G10620	11	Serrated Flange Nut, 5/16"-18
6	GD11954	1	Half Wheel Cover, Nylon
7	GA6171	1	Bearing
8	GD11953	1	Offset Tire
9	GD11423	1	Half Wheel
10	G10438	1	Hex Head Cap Screw, 1/2"-13 x 3/4"
	G10228	1	Lock Washer, 1/2"
	G11389	1	Flat Washer, 1/2" SAE
11	G10230	1	Lock Washer, 5/8"
12	G10526	10	Machine Bushing, 1" (.048" Thick)
13	G10560	1	Clevis Pin, 1/2" x 1 3/4"
	G10456	1	Cotter Pin, 1/8" x 3/4"
14	GD8218	1	Yoke
15	G11391	1	Flat Washer, 5/8" SAE
16	---	-	<a href="#">See "HD Single Disc Fertilizer Opener (Blade and Drop Tube)" on page P193</a>
17	GD7911	1	Pivot Pin
18	G10610	1	Spring Pin, 3/8" x 2"
19	GA8306	-	Wheel Arm W/Grease Fitting, R.H.
	GA8305	1	Wheel Arm W/Grease Fitting, L.H. (Shown)
	G10640	1	Grease Fitting, 1/4"-28
20	GD8308	1	Spring
21	GB0212	2	Spring Washer
22	GD9709	1	Special Bolt
A	G1K215	-	Lockup Kit (Items 1 And 3)
B	GA8877	-	Gauge Wheel Complete (Items 5-9)

FOC016/FOC007/FOC019(PT27c/FRTZ208)



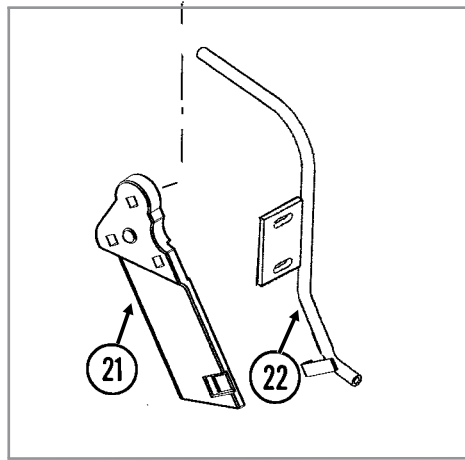
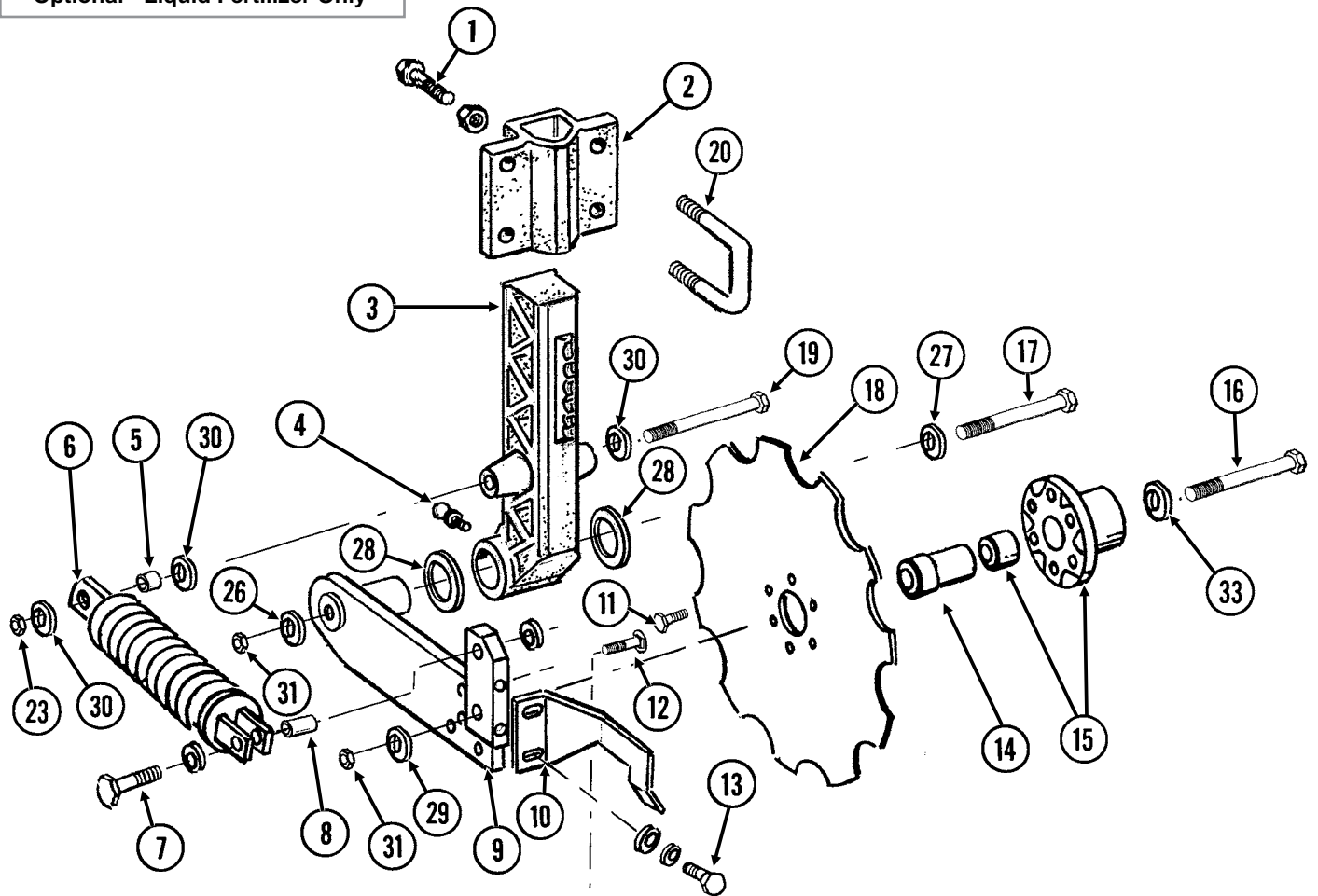
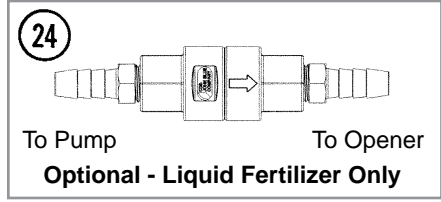
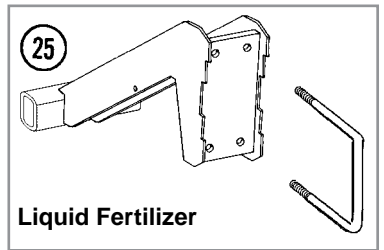
ITEM	PART NO.	QTY. (Per Assy.)	DESCRIPTION
1	GD7900 GD8247	1 -	Disc Blade, 18" Disc Blade, 20" (Optional)
2	GB0205	1	Spindle
3	GA4286	1	Seal
4	GA4287	1	Bearing
5	GA5887 GD6553 GR0188 G11391	1 - - 3	Arm W/Cups And Washers Inner Cup Outer Cup Flat Washer, 5/8" SAE
6	G10007	3	Hex Head Cap Screw, 5/8"-11 x 1 1/2"
7	G10001 G10108	2 2	Hex Head Cap Screw, 3/8"-16 x 1" Lock Nut, 3/8"-16
8	GB0218	3	Bushing, 2 1/32" I.D. x 7/8" O.D. x 1 9/32" Long
9	GD8238	1	Channel
10	GD7962	2	Spring
11	G10641	2	Grease Fitting, 1/8" NPT
12	G10105	3	Hex Nut, 3/4"-10
13	GD7908	1	Tap Block
14	GB0213	1	Spring Seat
15	GA0237	1	Bearing
16	G10220	1	Machine Bushing, 1 1/16", 10 Gauge



ITEM	PART NO.	QTY. (Per Assy.)	DESCRIPTION
17	G10507	1	Slotted Nut, 1"-14
18	GD1104	1	Dust Cap
19	GD8276	1	Pin
	G10237	1	Lock Washer, 7/16"
	G10100	1	Hex Nut, 7/16"-14
20	GD10273	1	Compression Spring
21	G10592	1	Hair Pin Clip, No. 11
22	G10594	6	Bolt, 1/2"-13 x 1 1/2"
	G10111	6	Lock Nut, 1/2"-13
23	G10049	2	Hex Head Cap Screw, 3/8"-16 x 2 1/2"
	G11387	2	Flat Washer, 3/8" SAE
	G10108	2	Lock Nut, 3/8"-16
24	G10599	1	Carriage Bolt, 3/8"-16 x 1 1/4"
	G11387	1	Flat Washer, 3/8" SAE
	G10229	1	Lock Washer, 3/8"
	G10101	1	Hex Nut, 3/8"-16
25	GD7912	1	Scraper
26	GB0210	-	Drop Tube, R.H., Dry Fertilizer
	GB0209	1	Drop Tube, L.H., Dry Fertilizer (Shown)
27	GA8689	1	Drop Tube, L.H., Liquid Fertilizer (Shown)
	GA8688	-	Drop Tube, R.H., Liquid Fertilizer
28	GD8224	2	Bar
29	G10004	2	Hex Head Cap Screw, 3/8"-16 x 1 1/4"
	G10229	2	Lock Washer, 3/8"
30	GD10487	1	Clamp
31	GD10304	-	Angle, R.H.
	GD10303	1	Angle, L.H. (Shown)
32	G10016	2	Hex Head Cap Screw, 1/2"-13 x 2"
	G10111	2	Lock Nut, 1/2"-13
33	G10322	-	Machine Bushing, 1 1/4", 18 Gauge (As Required)
34	G10862	1	Hex Head Cap Screw, 5/8"-11 x 3 1/4"
	G11391	2	Flat Washer, 5/8" SAE
	G10230	1	Lock Washer, 5/8"
35	G10640	1	Grease Fitting, 1/4"-28
36	GD10242	1	Bushing, 2 1/4"
37	G10039	5	Hex Head Cap Screw, 1/2"-13 x 1 3/4"
	G10111	5	Lock Nut, 1/2"-13
38	G10459	1	Cotter Pin, 3/16" x 1 1/2"
39	GA7240	-	Opener Mount, R.H.
	GA7239	1	Opener Mount, L.H. (Shown)
40	GD1113	2	U-Bolt, 5" x 7" x 5/8"-11
	G10230	4	Lock Washer, 5/8"
	G10104	4	Hex Nut, 5/8"-11
41	GD7907	1	Special Bolt
42	GB0206	1	Rod Guide
43	GD8239	1	Storage Strap
44	GD7904-02	1	Sleeve, 1/2" x 1/2" Long
45	G11389	3	Flat Washer, 1/2" SAE
46	GA15416	1	Check Valve Assembly
	GA15415	1	Check Valve
	G11436	2	Hose Barb, 1/4" Male NPT To 3/8" Barb

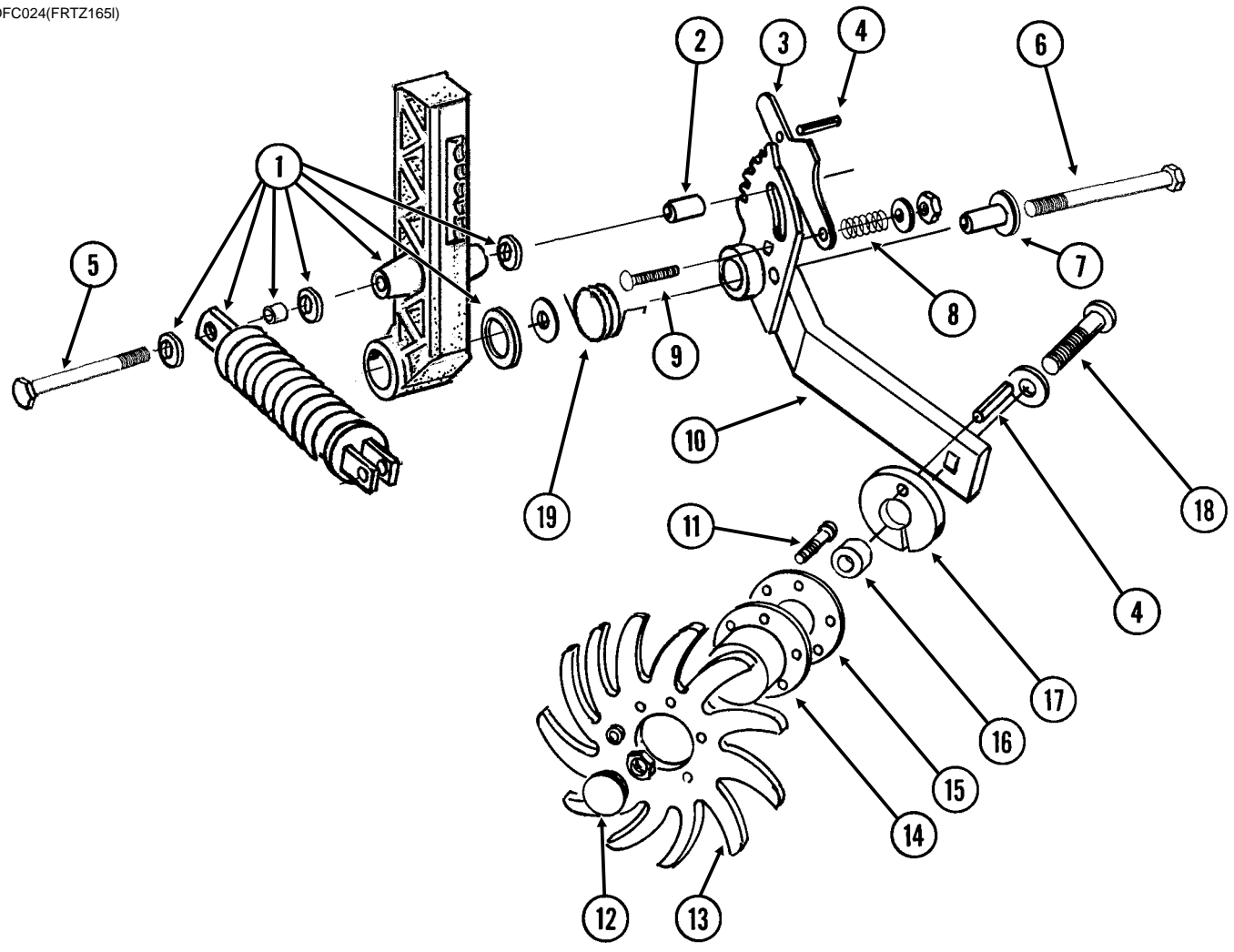
FOC018(TWL34e/TWL34f/TWL34g/FRTZ268/FRTZ208)

**NOTE: R.H. and L.H. is determined by which side of blade it is on in the direction of travel.**



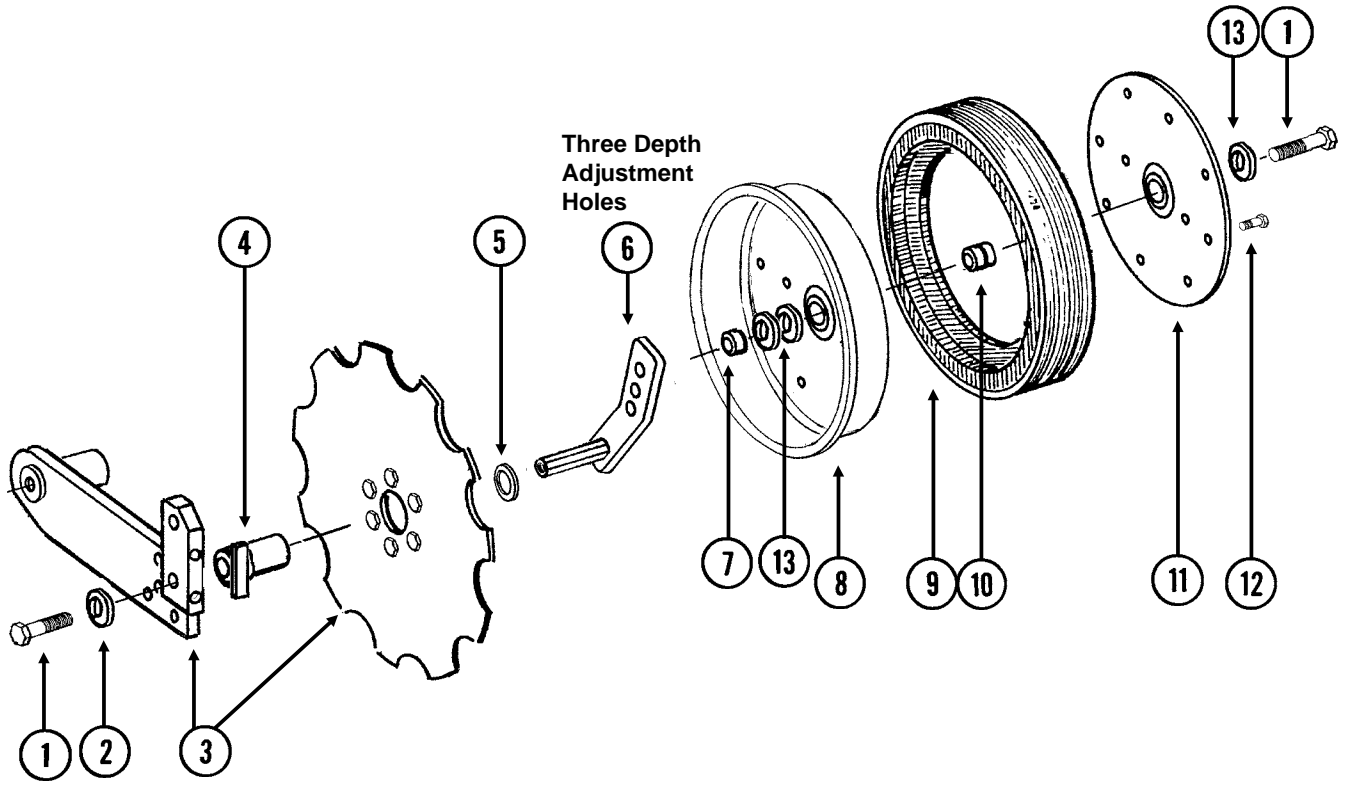
ITEM	PART NO.	QTY. (Per Assy.)	DESCRIPTION
1	G10017	3	Hex Head Cap Screw, 1/2"-13 x 1 1/2"
	G10102	3	Hex Nut, 1/2"-13
2	GB0400	1	Mount, R.H.
	GB0405	-	Mount, L.H. (Shown)
3	GB0296	1	Arm, 13 1/2"
4	G10640	1	Grease Fitting, 1/4"-28
5	GD12685	1	Bushing, 3/4" O.D. x 1/2" Long
6	GA6966	1	Compression Spring Assembly
7	G10047	1	Hex Head Cap Screw, 3/8"-16 x 1 3/4"
	G11387	2	Flat Washer, 3/8" SAE
	G10108	1	Lock Nut, 3/8"-16
8	GD1026	1	Sleeve, 1 3/16" Long
9	GA9433	1	Pivot Arm, L.H. (Shown)
	GA9434	-	Pivot Arm, R.H.
10	GD11557	1	Scraper, L.H. (Shown)
	GD11558	-	Scraper, R.H.
11	G10002	6	Hex Head Cap Screw, 3/8"-16 x 3/4"
12	G10306	3	Carriage Bolt, 3/8"-16 x 2"
	G10108	3	Lock Nut, 3/8"-16
13	G10991	2	Hex Head Cap Screw, 5/16"-18 x 7/8"
	G10232	2	Lock Washer, 5/16"
	G11386	6	Flat Washer, 5/16" SAE
14	GD12679	1	Stepped Spacer, 3" Long
15	GA9437	1	Hub W/Bearing
	GA8603	-	Bearing, Double Row
16	G10011	1	Hex Head Cap Screw, 5/8"-11 x 5 1/2"
17	G10046	1	Hex Head Cap Screw, 5/8"-11 x 5"
18	GD12676	1	Disc Blade, Notched, 16 3/4"
19	G10871	1	Hex Head Cap Screw, 1/2"-13 x 6"
20	GD13287	2	U-Bolt, 1 1/2" x 2 1/2" x 1/2"-13
	G11389	4	Flat Washer, 1/2"
	G10111	4	Lock Nut, 1/2"-13
21	GB0323	1	Knife, L.H. (Shown)
	GB0322	-	Knife, R.H.
22	GA12109	1	Drop Tube, L.H., Liquid Fertilizer
	GA12108	-	Drop Tube, R.H., Liquid Fertilizer (Shown)
23	G10111	-	Lock Nut, 1/2"-13
24	GA8983	-	Check Valve, Low Rate
25	GA9564	1	Opener Mount
	GD16598	2	U-Bolt, 4" x 7" x 5/8"-11
	G10230	4	Lock Washer, 5/8"
	G10104	4	Hex Nut, 5/8"-11
26	G11391	-	Flat Washer, 5/8" SAE
27	G10217	-	Washer, 5/8" USS
28	G10450	-	Machine Bushing, 1 1/2", 18 Gauge (As Required)
29	GD12677	1	Washer, 1 1/2" O.D., 7 Gauge, Hardened
30	G11389	-	Flat Washer, 1/2" Plated SAE
31	G10107	-	Lock Nut, 5/8"-11

DFC024(FRTZ165)



ITEM	PART NO.	QTY. (Per Assy.)	DESCRIPTION
1	---	-	<a href="#">See "Notched Single Disc Fertilizer Opener" on page P195</a>
2	GD12684	1	Bushing, 1 1/8" Long
3	GD11178	1	Adjustment Lever
4	G10603	2	Spring Pin, 1/4" x 1 1/4"
5	G11034	1	Hex Head Cap Screw, 1/2"-13 x 7"
	G10111	1	Lock Nut, 1/2"-13
6	G10830	1	Hex Head Cap Screw, 5/8"-11 x 7 1/2"
	G11391	1	Flat Washer, 5/8" SAE
	G10107	1	Lock Nut, 5/8"-11
7	GD11836	1	Sleeve, 2 1/8" Long
8	GD7962	1	Spring
9	G10306	1	Carriage Bolt, 3/8"-16 x 2"
	G11387	1	Flat Washer, 3/8" SAE
	G10108	1	Lock Nut, 3/8"-16
10	GA7999	1	Mount W/Grease Fitting, L.H. (Shown)
	GA7998	-	Mount W/Grease Fitting, R.H.
	G10640	-	Grease Fitting, 1/4"-28
11	G10133	6	Hex Head Cap Screw, 5/16"-18 x 1 1/2"
	G10109	6	Lock Nut, 5/16"-18, Grade 8
12	GD1132	2	Dust Cap
13	GD10552	2	Wheel, 12 Tine, 3/8" x 12"
14	GA5654	1	Hub W/Bearings
	GA2014	-	Bearing
15	GD9724	1	Backing Plate
16	GD7817-04	1	Spacer, 1 1/16" I.D. x 1/2" Long
17	GD11188	1	Spacer
18	G10908	1	Carriage Bolt, 5/8"-11 x 3"
	G10503	1	Hex Jam Nut, 5/8"-11, Grade 2
19	GD11265	1	Spring, L.H. (Shown)
	GD11266	-	Spring, R.H.
A	GA7445	-	Wheel Assembly, 12 Tine, L.H. (Items 11 And 13-15)(Shown)
	GA7446	-	Wheel Assembly, 12 Tine, R.H. (Items 11 And 13-15)

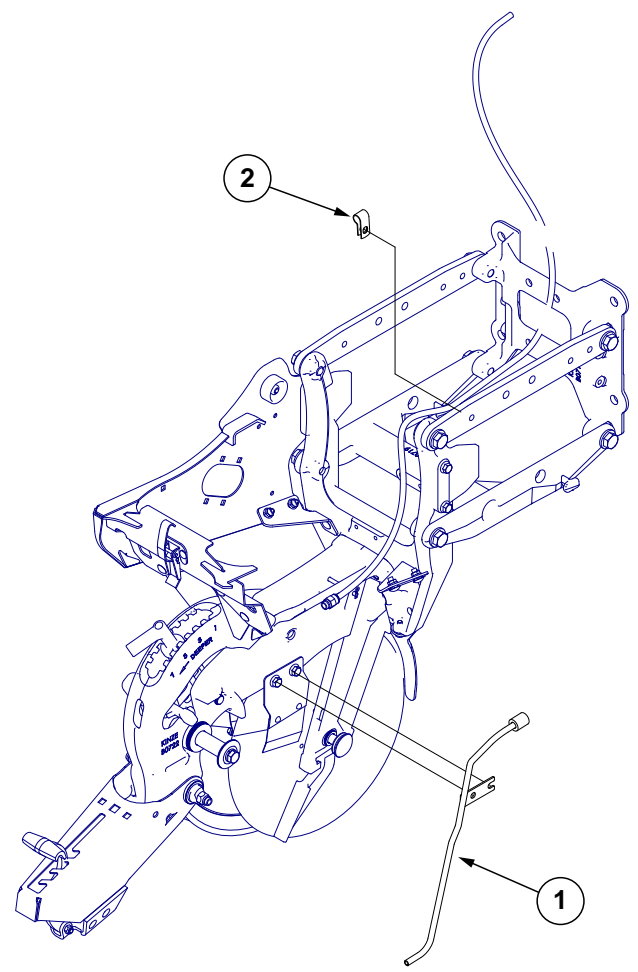
(FRTZ256)



## Depth/Gauge Wheel Attachment for Notched Single Disc Fertilizer Opener

ITEM	PART NO.	QTY. (Per Assy.)	DESCRIPTION
1	G10010	2	Hex Head Cap Screw, 5/8"-11 x 3"
2	G11391	1	Flat Washer, 5/8" SAE
3	---	-	<a href="#">See "Notched Single Disc Fertilizer Opener" on page P195</a>
4	GA9472	1	Blade Mount
5	G10233	1	Machine Bushing, 1", 10 Gauge
6	GA10037	1	Wheel Mount, L.H. (Shown)
	GA10036	1	Wheel Mount, R.H.
7	GD13309	1	Spacer
8	GD11423	1	Half Wheel
9	GD11953	1	Offset Tire
10	GA6171	1	Bearing
11	GD11954	1	Half Wheel Cover, Nylon
12	G10961	11	Flanged Whiz Lock Screw, 5/16"-18 x 3/4", No Serration
	G10620	11	Serrated Flange Nut, 5/16"-18
13	G10204	-	Special Machine Bushing, 5/8" x 1" O.D. (As Required)
A	GA8877	-	Gauge Wheel Complete (Items 8-12)

(A18821a)

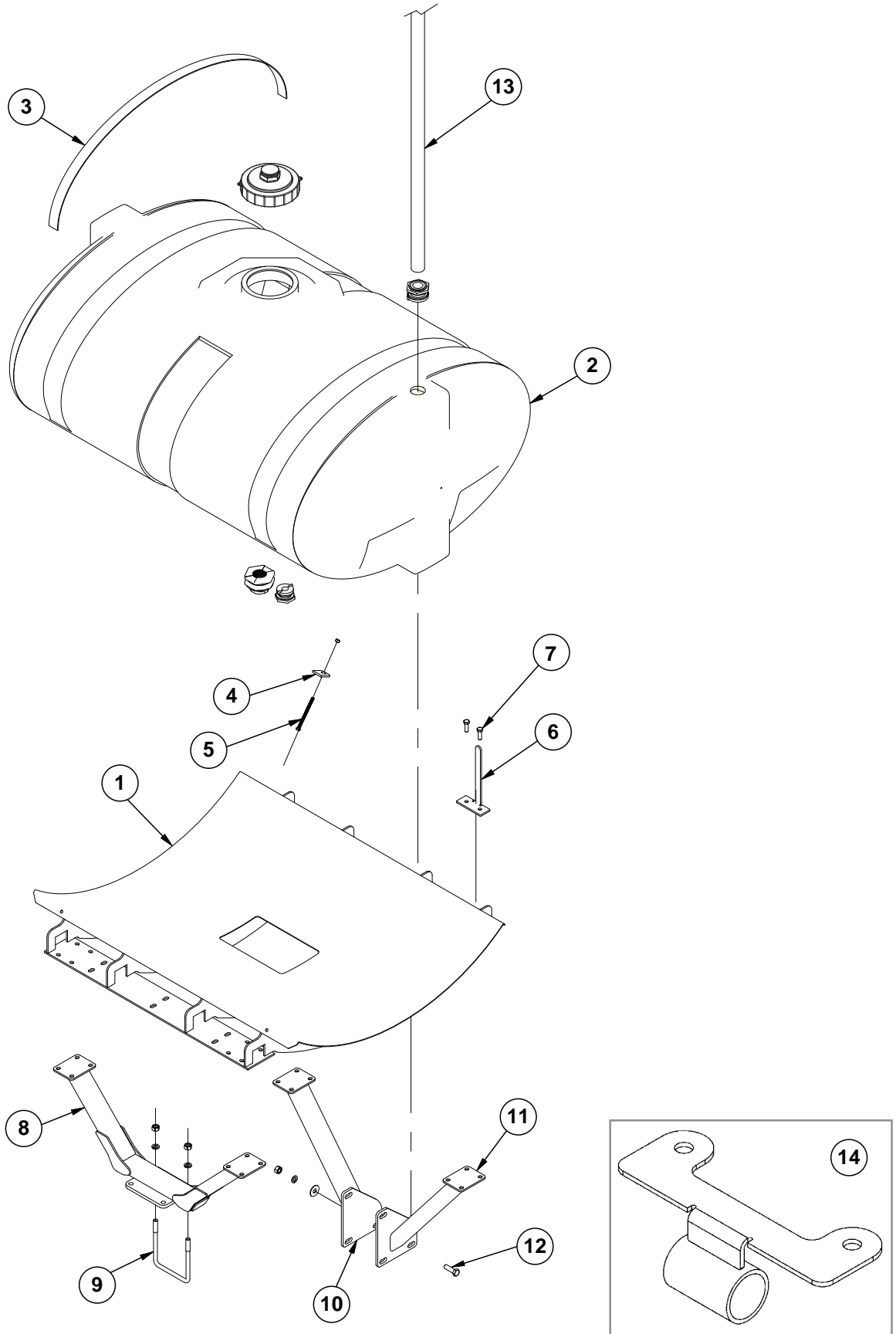


ITEM	PART NO.	QTY.	DESCRIPTION
1	GA18822	-	Liquid Fertilizer Tube
2	GD13348	-	Insulated Clamp, 1 1/16"



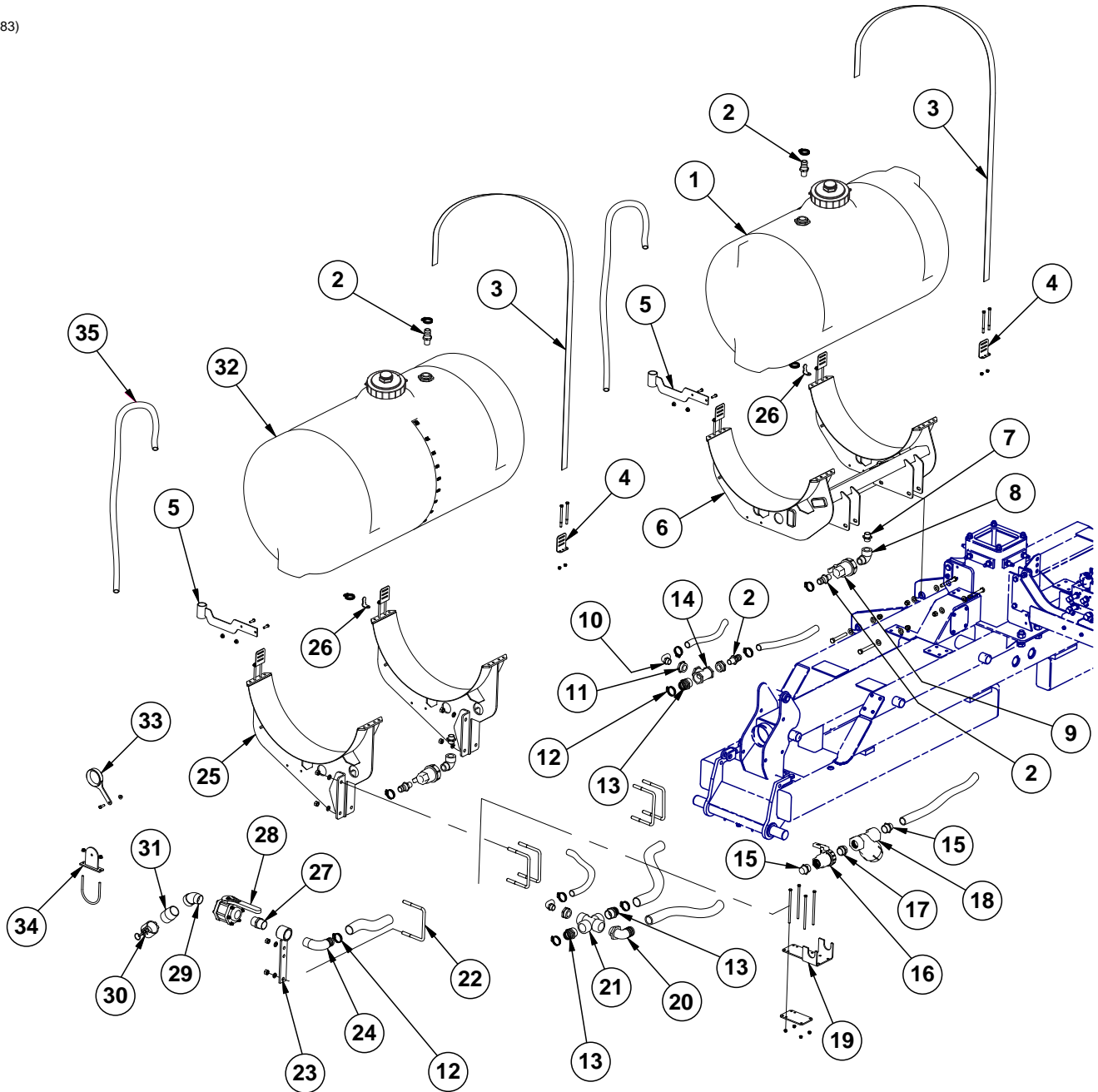
**This page left blank intentionally.**

(IP1018a)



ITEM	PART NO.	QTY. (Per Tank)	DESCRIPTION
1	GA13632	1	Tank Saddle
2	GA14105	1	Tanks W/Lids And Fittings, 300 Gallon
	GA16428	1	Lid, 7" W/Vacuum Breaker
	GA16157	1	Vacuum Breaker
	GR1941	1	Seal
	GR1919	2	1½" Bulkhead Fitting Assembly
	GR1709	1	1¼" Bulkhead Fitting Assembly (Nut, Bushing And O-Ring)
	GR1708	1	¾" Bulkhead Fitting Assembly (Overflow Fitting, Nut, Bushing And O-Ring)
3	GD15605	2	Band (3 Per Tank)
4	GD11223	2	Anchor (Sub GA8114)
5	G10485	2	Hex Head Tap Bolt, ⅜"-16 x 5"
	G10901	2	Lock Nut W/Nylon Insert, ⅜"-16
6	GD19448	1	Bracket
7	G10017	4	Hex Head Cap Screw, ½"-13 x 1½"
	G10228	4	Lock Washer, ½"
	G10102	4	Hex Nut, ½"-13
8	GA13624	1	Inner Fertilizer Leg
9	GD18954	2	U-Bolt, ⅝" x 6" x 6"
	G10230	7	Lock Washer, ⅝"
	G10104	7	Hex Nut, ⅝"-11
10	GA13626	1	Front Outer Fertilizer Leg
11	GA13625	1	Rear Outer Fertilizer Leg
12	G10008	3	Hex Head Cap Screw, ⅝"-11 x 2"
	G11391	3	Flat Washer, ⅝" SAE
13	G4602-01	1	Black Helix Hose, 1¼" x 18'
14	GA14134	-	Hose Holder

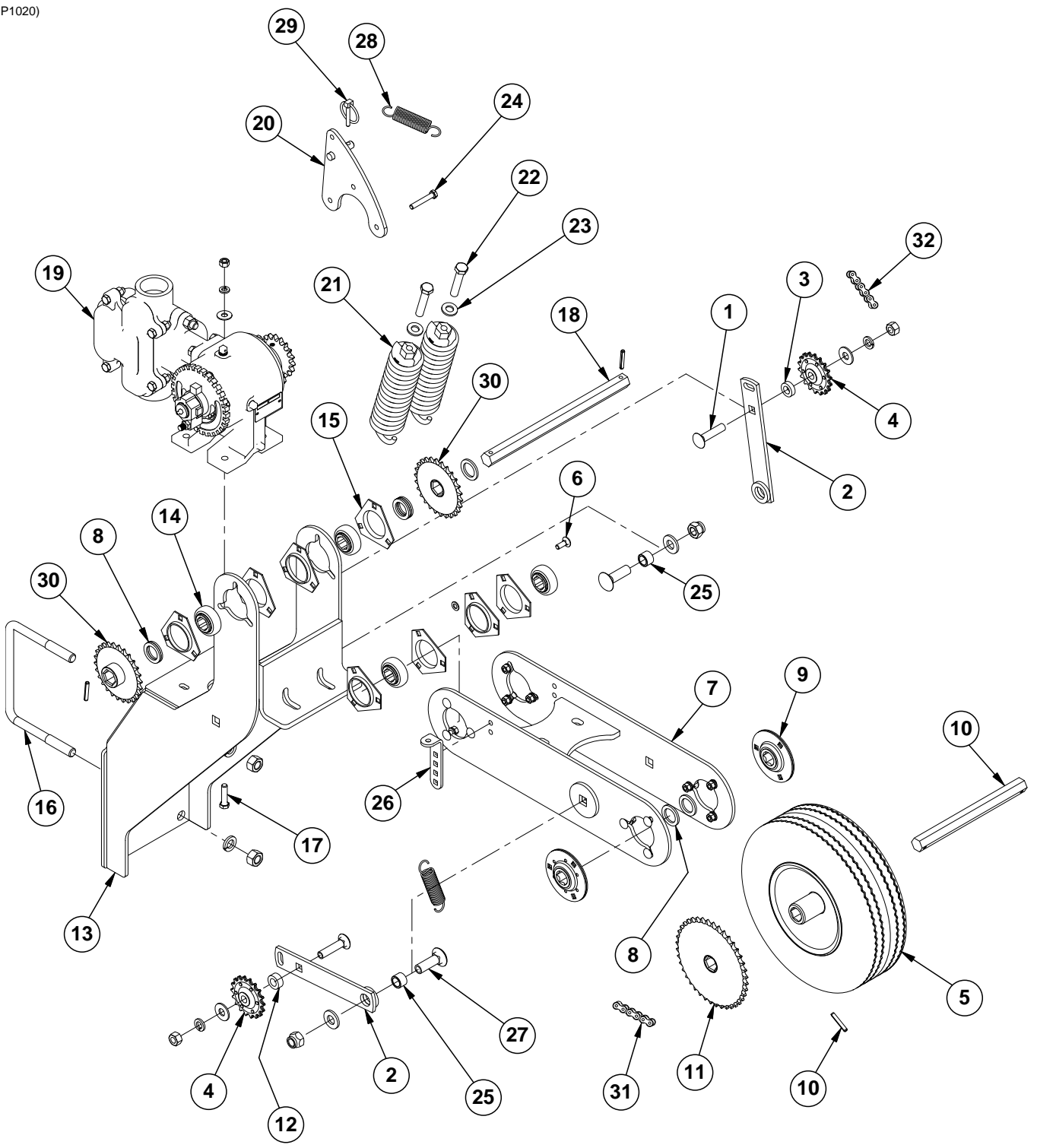
(IP1083)



ITEM	PART NO.	QTY.	DESCRIPTION
1	GA14049	1	Tank W/Sealed Lid, 150 Gallon
	GA16428	1	Lid, 7" W/Vacuum Breaker
	GA16157	1	Vacuum Breaker
	GR0513	1	3/4" Polypropylene Fitting Assembly (Overflow Fitting, Nut, Bushing And O-Ring)
	GR0508	2	1 1/4" Polypropylene Fitting Assembly (Nut, Bushing, And O-Ring) (Bottom Of Tank)
	GR1941	1	Seal
	G10096	1	Pipe Plug, 3/4" NPT
2	G10626	5	Adapter, 1 1/4" NPT To Barb
	G10674	5	Hose Clamp, No. 24
	G4200-03	1	Hose, 1 1/4" x 32'
3	GD11124	4	Strap, 84"
4	GD11123	8	Anchor (Sub GA8114)
	G10485	16	Hex Head Tap Bolt, 3/8"-16 x 5"
	G10901	16	Lock Nut W/Nylon Insert, 3/8"-16

ITEM	PART NO.	QTY.	DESCRIPTION
5	GA14112	2	Hose Guide
	G10004	5	Hex Head Cap Screw, 3/8"-16 x 1 1/4"
	G11091	7	Serrated Flange Nut, 3/8"-16
6	GA13717	1	150 Gallon Tank Mount, Blue
	GA22270	-	150 Gallon Tank Mount, Black
	G10318	4	Hex Head Cap Screw, 5/8"-11 x 4 1/2"
	G11391	8	Flat Washer, 5/8" SAE
	G10107	4	Lock Nut, 5/8"-11
	GD1862	1	Pad, 8" x 14"
7	G10619	2	Close Nipple, 1 1/4" NPT
8	G10887	2	Elbow, 90°, 1 1/4" Male NPT To Female
9	GA4976	2	Shutoff Valve, 1 1/4" NPT
10	G10629	2	Elbow, 90°, 1 1/4" NPT To Barb
	G10674	2	Hose Clamp, No. 24
11	G10616	3	Reducing Bushing, 2" Male NPT To 1 1/4" Female
12	G10676	4	Hose Clamp, No. 36, Stainless Steel
13	G10628	3	Adapter, 2" NPT To Barb
	G4206-02	1	Hose, 2" x 15'
14	G10888	1	Tee, 2" Female NPT
15	G10627	2	1 1/2" Male NPT/Hose Barb
15	G10672	3	Hose Clamp, No. 28
15	G4202-03	1	Hose, 1 1/2" x 28'
16	GA13622	1	1 1/2" Ball Valve
17	G11306	1	1 1/2" Close Nipple
18	GA13623	1	Strainer, 1 1/2"
19	GD19422	1	1 1/2" Ball Valve Bracket
	G10686	4	Hex Head Cap Screw, 3/8"-16 x 8"
	G10108	4	Lock Nut, 3/8"-16
	GD19423	1	Clamp Plate
20	G11324	1	2" NPT x 1 1/2" Elbow
21	G11323	1	2" Female NPT Cross
22	G10230	10	Lock Washer, 5/8"
22	G10104	10	Hex Nut, 5/8"-11
22	GD16598	5	U-Bolt, 4" x 7" x 5/8"-11
23	GA7845	1	Quick Fill Mount, 2"
24	G10630	1	Elbow, 90°, 2" NPT To Barb
25	GA13716	2	200 Gallon Tank Mount, Blue
	GA22310	-	200 Gallon Tank Mount, Black
26	GD20060	2	Hose Bracket
	G10674	2	Hose Clamp, No. 24
27	G10623	1	Close Nipple, 2" NPT
28	GA2660	1	Shutoff Valve, 2" NPT
29	G10889	1	Elbow, 45°, 2" Male NPT To Female
30	GD3951	1	Dust Cap, 2" Cam Lock
31	GD3623	1	Adapter, 2" Male NPT To Cam Lock
32	GA14050	1	Tank W/Sealed Lid, 200 Gallon
	GR1941	-	Seal
	GR0508	-	Pipe Plug, 3/4" NPT
	GR0513	-	3/4" Polypropylene Fitting Assembly (Overflow Fitting, Nut, Bushing And O-Ring)
33	GA14111	1	Hose Guide
34	GA14192	1	Gauge Bracket Mount
	GD19639	1	U-Bolt, 4 1/2" x 3/8"-16
35	G4602-02	2	Hose, 1 1/4" x 22'

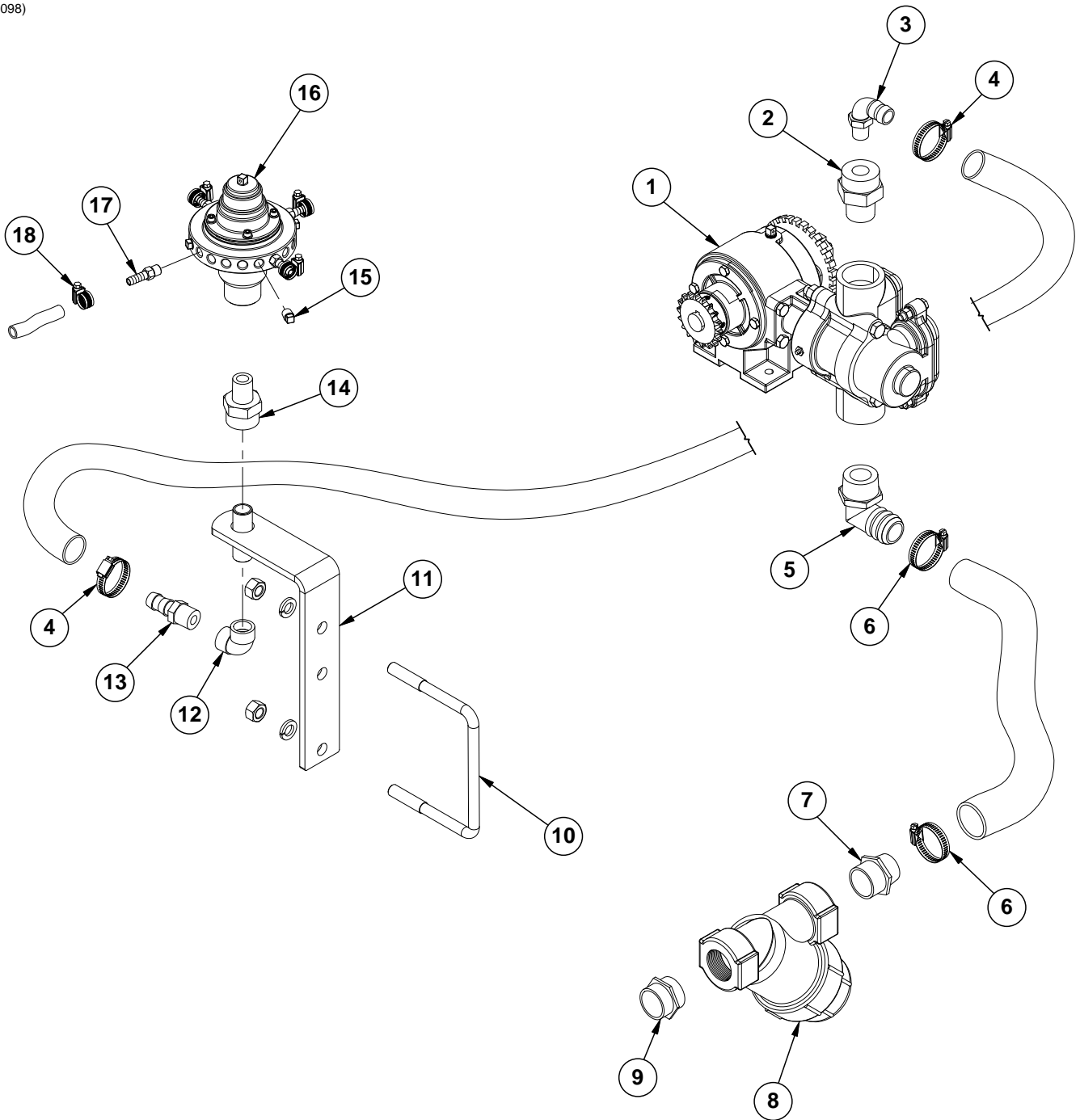
(IP1020)



ITEM	PART NO.	QTY.	DESCRIPTION
1	G10801	2	Carriage Bolt, ½"-13 x 2¼"
	G11389	2	Flat Washer, ½" SAE
	G10228	2	Lock Washer, ½"
	G10102	2	Hex Nut, ½"-13
2	GA13617	2	Idler Arm
3	GD19393	1	Bushing
4	GA7154	2	Sprocket W/Bearing, 18 Tooth
5	GA5090	1	Tire And Rim Assembly (Specify Brand*)
	GD5752	1	Inner Tube
	GD5753	1	Tire, 4.10" x 6" (Specify Brand*)
6	G10302	12	Carriage Bolt, ⅝"-18 x ⅞"
	G11386	12	Flat Washer, ⅝" SAE
	G10232	12	Lock Washer, ⅝"
	G10106	12	Hex Nut, ⅝"-18
7	GA13614	1	Fertilizer Wheel Arm
8	G10233	8	Machine Bushing, 1½" x ⅜", 10 Gauge
9	GA9846	2	Flanged Bearing, ⅞" Hex Bore
	G10302	6	Carriage Bolt, ⅝"-18 x ⅞"
	G11386	6	Flat Washer, ⅝" SAE
	G10232	6	Lock Washer, ⅝"
	G10106	6	Hex Nut, ⅝"-18
10	GD6825-9.875	1	Hex Shaft, ⅞" x 9⅞"
	G10602	2	Spring Pin, ¼" x 1½"
11	GA7180	1	Sprocket, 40 Tooth
12	GD7889	1	Bushing, 1" O.D. x ⅞" I.D. x ⅞" Long
13	GA13619	1	Fertilizer Pump Mount
14	GA9357	4	Bearing, ⅞" Hex, Single Lip
15	G3400-01	8	Flangette
16	GD16598	1	U-Bolt, 4" x 7" x ⅝"-11
	G10230	2	Lock Washer, ⅝"
	G10104	2	Hex Nut, ⅝"-11
17	G10003	1	Hex Head Cap Screw, ⅜"-16 x 1½"
	G11387	1	Flat Washer, ⅜" SAE
	G10229	1	Lock Washer, ⅜"
	G10101	1	Hex Nut, ⅜"-16
18	GD6825-13	1	Hex Shaft, ⅞" x 13"
	G10602	2	Spring Pin, ¼" x 1½"
19	---	-	<a href="#">See "Liquid Fertilizer Piston Pump (Uses 18 Tooth Sprocket)" on page P211</a>
20	GA13620	1	Wrench Bracket
21	GA2068	2	Spring W/Plug
22	G10053	2	Hex Head Cap Screw, ½"-13 x 2½"
23	G11389	2	Flat Washer, ½" SAE
24	G10041	1	Hex Head Cap Screw, ⅝"-18 x 2"
25	GB0218	2	Bushing, 2⅛" I.D. x ⅞" O.D. x 1⅞" Long
26	GD19401	1	Spring Mount
27	G10689	2	Carriage Bolt, ⅝"-11 x 2"
	G11391	2	Flat Washer, ⅝" SAE
	G10107	2	Lock Nut, ⅝"-11
28	GD5857	2	Spring
29	GD2558	1	Lynch Pin, ¼"
30	GA5111	2	Sprocket, 26 Tooth
31	G3310-104	1	Chain, No. 40, 104 Pitch Including Connector Link
32	G3310-58	1	Chain, No. 40, 58 Pitch Including Connector Link

\*Specific brand requests will be supplied only as available from current Kinze Repair Parts stock. If a specific brand requested is not in stock, the brand available will be supplied. Different brand tires may have different diameters. Change in tire brand may affect rates. Field checks are recommended after any change in tires.

(IP1098)

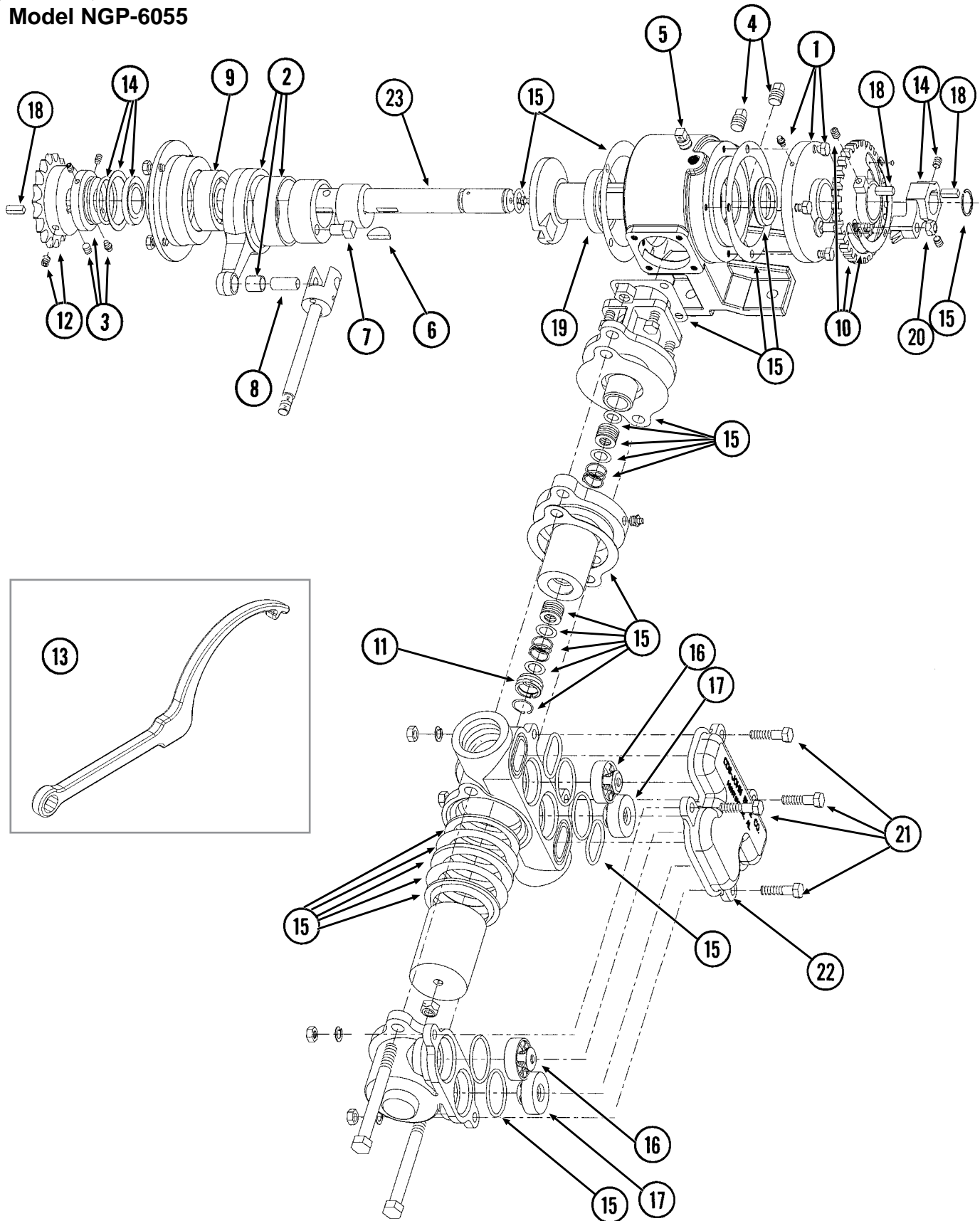




ITEM	PART NO.	QTY.	DESCRIPTION
1	---	-	<a href="#">See "Liquid Fertilizer Piston Pump (Uses 18 Tooth Sprocket)" on page P211</a>
	GR1917	-	Mesh Screen, No. 30
	GR1918	-	Gasket
2	G11237	1	Reducing Bushing, 1½" Male NPT To ¾" Female
3	G10917	1	Elbow, 90°, ¾" NPT To Barb
4	G10278	2	Hose Clamp, No. 16
	G4205-10	1	Hose, ¾" x 200"
5	G11305	1	1½" Male NPT/Hose Barb Elbow
6	G10672	2	Hose Clamp, No. 28
	G4202-03	1	Hose, 1½" x 28'
7	G10627	1	Adapter, 1½" NPT to Barb
8	GA13623	1	Strainer, 1½"
9	G11306	1	1½" Close Nipple
10	GD16598	1	U-Bolt, 4" x 7" x 5/8"-11
	G10230	2	Lock Washer, 5/8"
	G10104	2	Hex Nut, 5/8"-11
11	GA6527	1	Mount, ¾" NPT
12	G10733	1	Elbow, 90°, ¾" Female NPT
13	G10734	1	Adapter, ¾" NPT To Barb
14	G10995	1	Reducing Bushing, 1" Male NPT To ¾" Female, Stainless Steel
15	G10292	4	Pipe Plug, ¼" NPT
16	GA9407	1	Liquid Fertilizer Piston Pump Flow Divider Complete, 20 Outlet (Model FD-2000)
17	GD11700	16	Adapter, ¼" NPT To 3/8" Barb
18	G10681	16	Hose Clamp, No. 6
	G4301-07	1	Hose, 3/8" x 200'

(A12335a/GR1808)

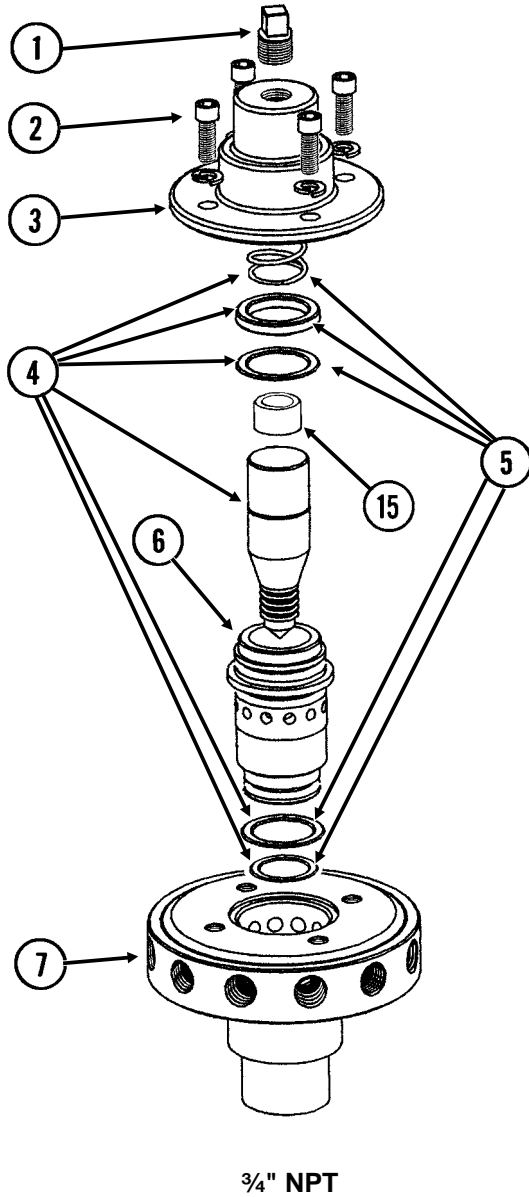
Model NGP-6055



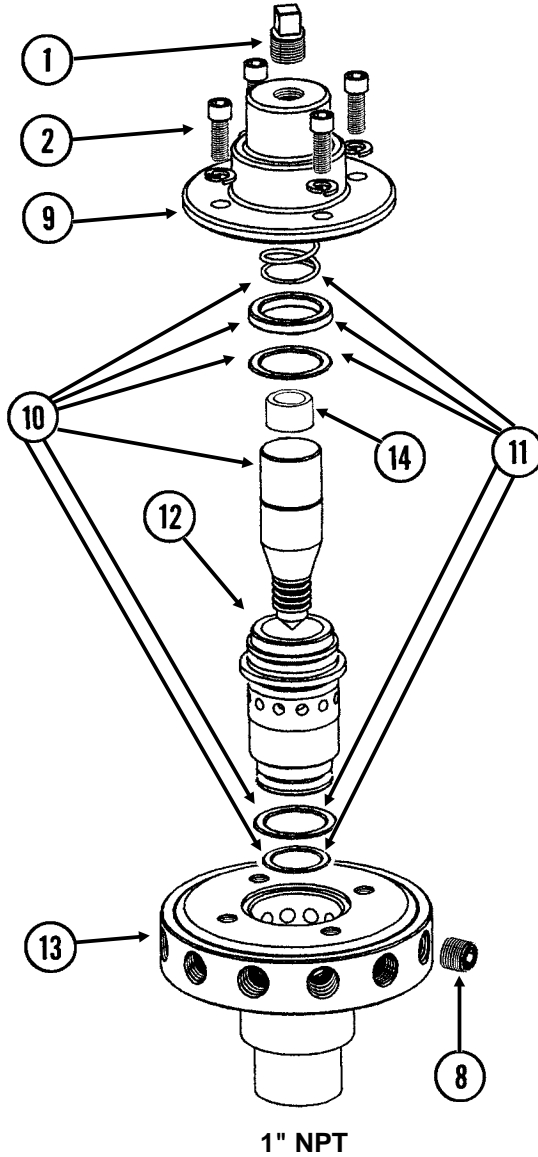
ITEM	PART NO.	QTY.	DESCRIPTION
1	GR1804	1	Flange Cover Assembly
	G10991	4	Hex Head Cap Screw, 5/16"-18 x 7/8"
2	GR1802	1	Connecting Rod Assembly
3	GR1801	1	Spacer Assembly
	G10693	3	Hex Socket Head Set Screw, 5/16"-18 x 3/8"
4	GR1123	2	Plug
5	GR1543	1	Vent Plug
6	GR1112	1	Woodruff Key
7	GR1120	1	Eccentric Pin
8	GR1124	1	Pin
9	GR1104	1	Bearing
10.	GR1805	1	Setting Hub Assembly
11	GR1134	1	Stuffing Box Insert
12	GR1389	1	Sprocket, 18 Tooth
13	GR1808	1	Adjustment Wrench
14	GR1806	1	Setting Pointer Assembly
15	GR1795	1	Repair Kit, Includes: (6) Gaskets, (9) O-Rings, (4) Washers, (1) Retaining Ring, (2) Oil Seals, (1) Snap Ring, (1) Thrust Washer, (1) Rod Bushing, (2) Flange Plunger Packings, (2) Packing Springs, (2) Rod Vee Packing Sets
16	GR1799	2	Discharge Valve Assembly
17	GR1797	2	Suction Valve Assembly
18	GR1118	3	Setting Arm Key
19	GR1116	1	Bearing
20	G10306	1	Carriage Bolt, 3/8"-16 x 2"
	G10108	1	Lock Nut, 3/8"-16
21	G10003	4	Hex Head Cap Screw, 3/8"-16 x 1 1/2"
	G11387	4	Flat Washer, 3/8" SAE
	G10229	4	Lock Washer, 3/8"
	G10101	4	Hex Nut, 3/8"-16
22	GR2003	1	Valve Cover
23	GR2185	1	Crankshaft
A	GA12330	-	Piston Pump Complete W/18 Tooth Sprocket (Model NGP-6055)

(FRTZ159/PT40a/FRTZ202c)

**Model FD-1200 Flow Divider,  
12 Outlet**

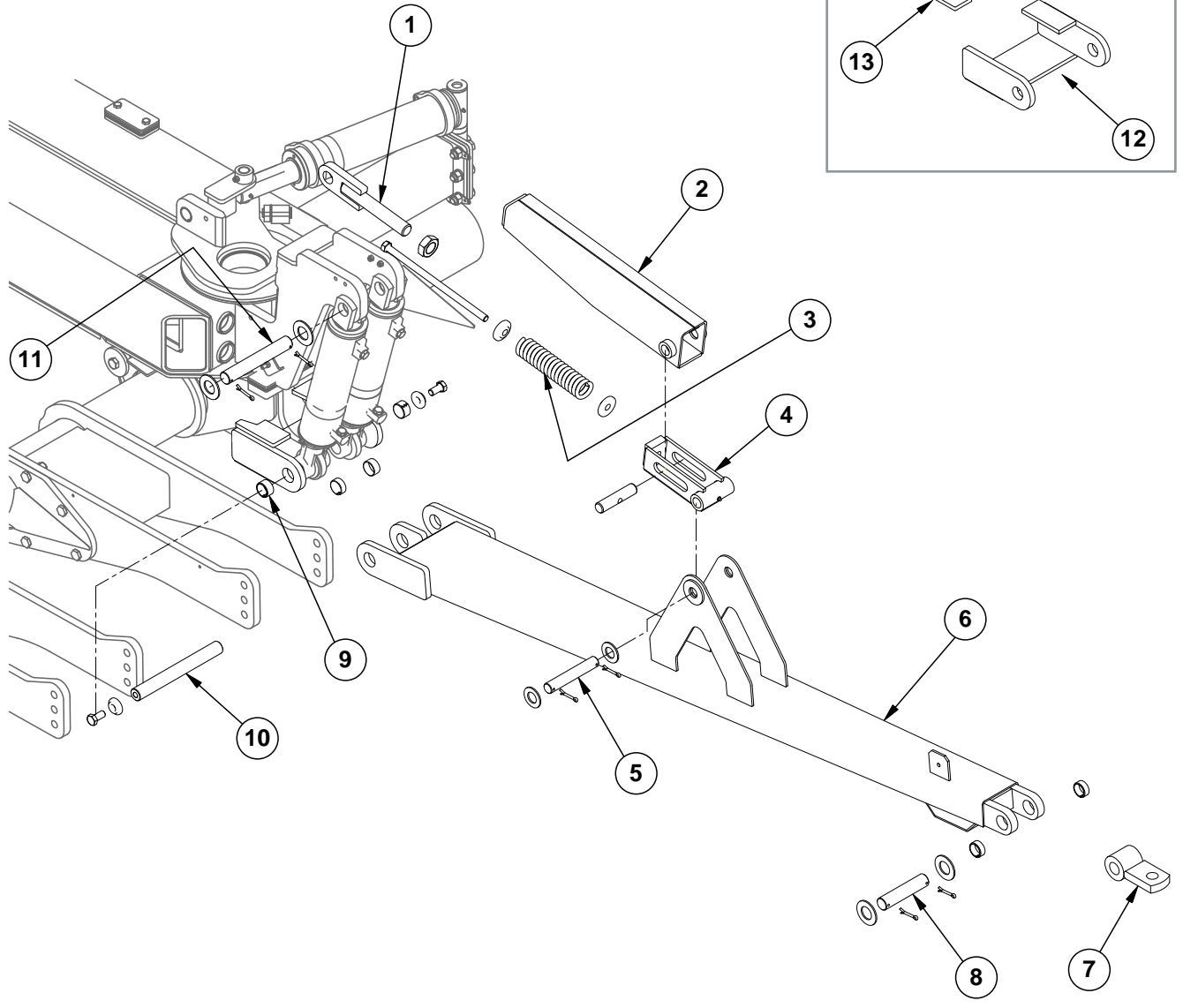


**Model FD-2000 Flow Divider,  
20 Outlet**



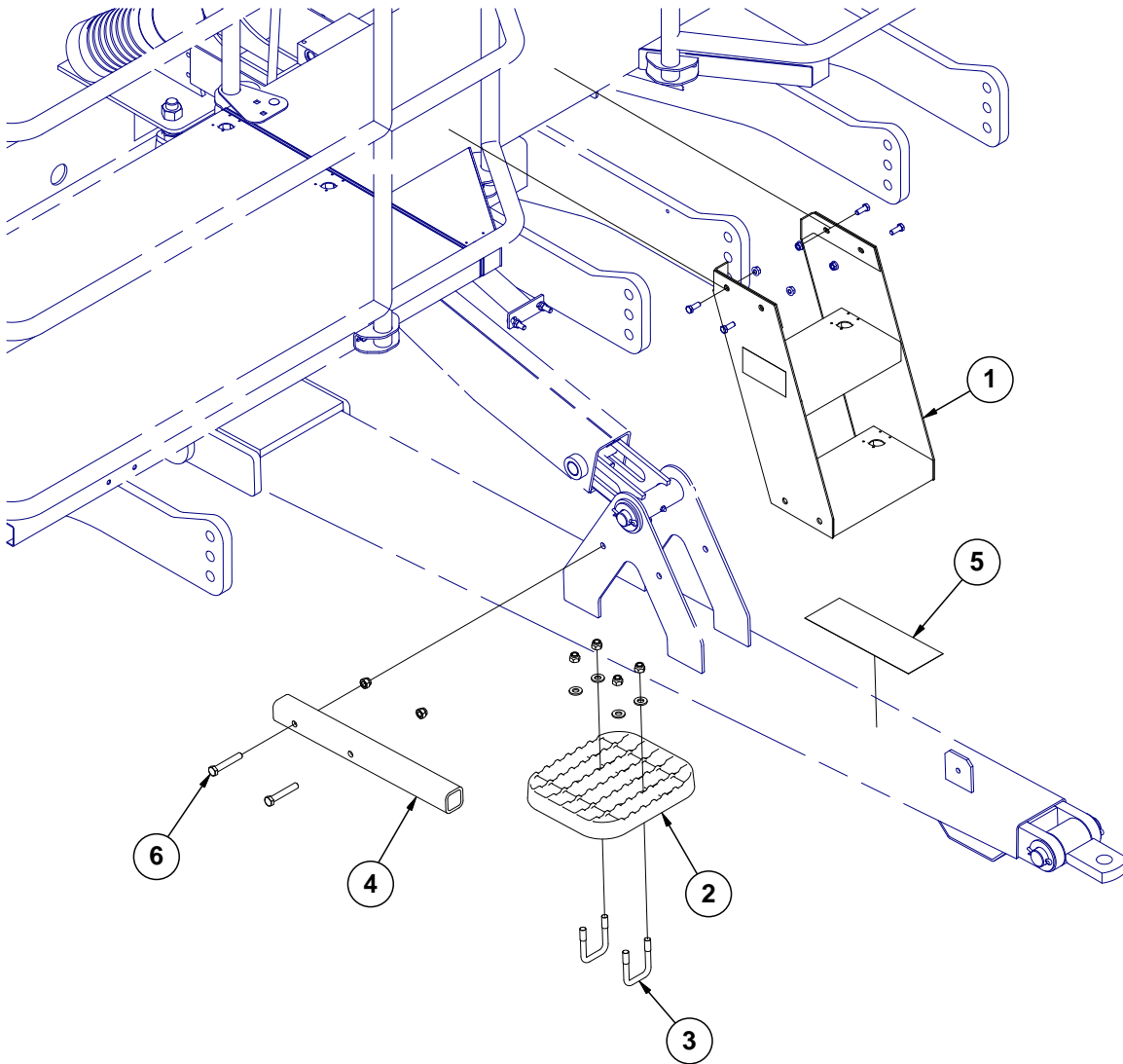
ITEM	PART NO.	QTY.	DESCRIPTION
1	GR1543	1	Vent Plug
2	GR1542	4	Hex Socket Head Screw, ¼"-20 x ¾"
	GR1541	4	Lock Washer, ¼", Stainless Steel
3	GR1540	1	Cap
4	GR1544	1	Needle Assembly W/Seal Kit (Item 22)
5	GR1545	1	Seal Kit, Includes: (3) O-Rings, (1) Seal, (1) Spring
6	GR1535	1	Sleeve
7	GR1533	1	Body, 12 Outlets
8	G10350	4	Hex Socket Head Plug, ¼" NPT, Stainless Steel
9	GR1566	1	Cap
10	GR1567	1	Needle Assembly W/Seal Kit (Item 22)
11	GR1568	1	Seal Kit, Includes: (3) O-Rings, (1) Seal, (1) Spring
12	GR1561	1	Sleeve
13	GR1559	1	Body, 20 Outlets
14	GR1575	1	Sleeve, Stainless Steel
15	GR1574	1	Sleeve, 1" O.D. x ½" Long, Stainless Steel
A	GA8931	1	Liquid Fertilizer Piston Pump Flow Divider Complete, 12 Outlet (Model FD-1200) (Items 1-7) (12 Row Sizes)
B	GA9407	1	Liquid Fertilizer Piston Pump Flow Divider Complete, 20 Outlet (Model FD-2000) (Items 1, 2 And 8-14) (16 Row Size)

(IP1132-1a)



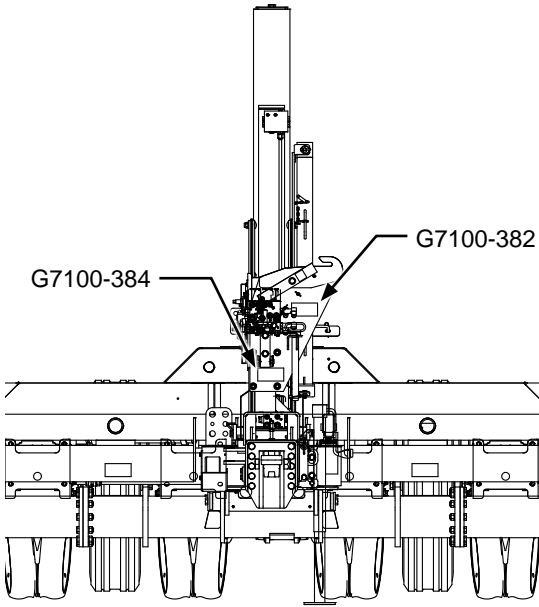
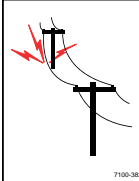

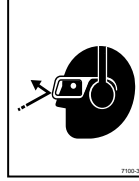
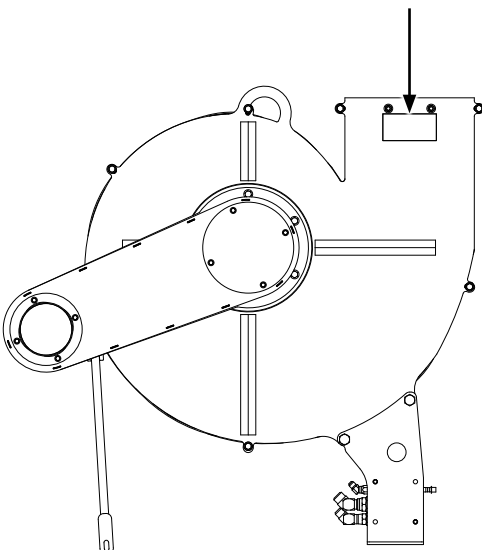
ITEM	PART NO.	QTY.	DESCRIPTION
1	GA14168	1	Link Adjustment
	G10087	1	Hex Jam Nut, 1½"-12, Grade 2
2	GA14167	1	Top Link
3	GD10273	1	Compression Spring
	GB0213	2	Spring Seat
	GD7907	1	Special Bolt
4	GA14169	1	Side Link
	GD10296	1	Pin, 1¼" x 5½"
5	GD4230	1	Shaft
	G11396	2	Flat Washer, 1¼"
6	GA14163	1	Trailer Hitch
	GD20168	5	Steel Tension Bushing, 1½"
7	GA14162	1	Clevis
8	GD20166	1	Pin, 1½" x 6¾"
	G11397	4	Flat Washer, 1½" SAE
	G10460	6	Cotter Pin, ¼" x 2"
9	GD19007	2	Tension Bushing, 1½"
10	GD20167	1	Pin, 1½" x 13"
	GB0409	2	Spring Washer
	G10025	2	Hex Head Cap Screw, ¾"-10 x 1½"
11	GD20165	1	Pin, 1½" x 10"
12	GA14166	1	Hitch Mount
13	GD20156	1	Hitch Mount Stiffener

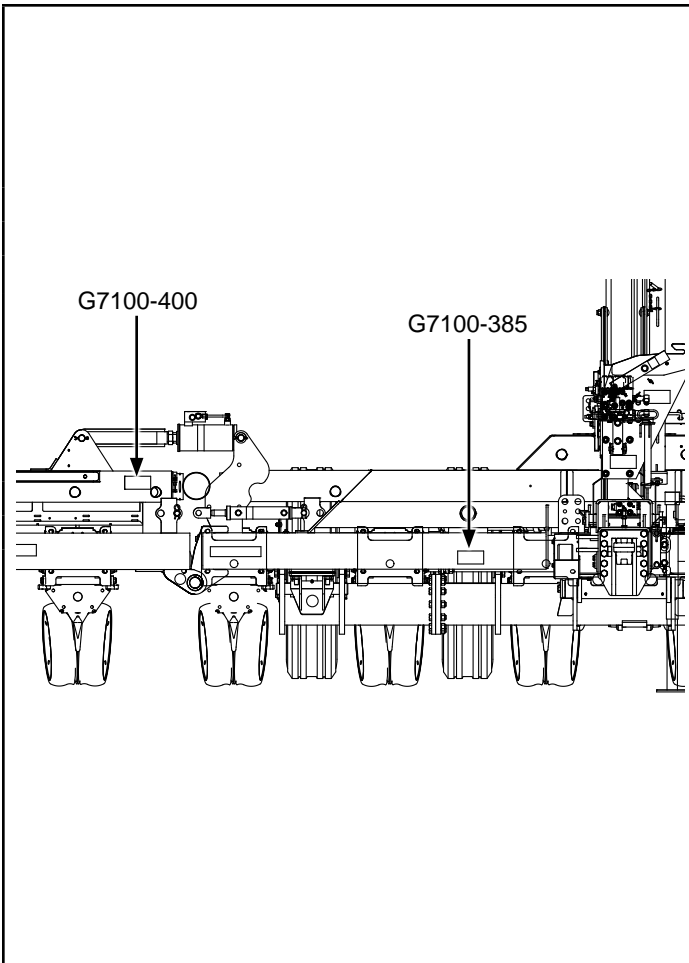
(IP1211)



ITEM	PART NO.	QTY.	DESCRIPTION
1	GA16145	1	Ladder
2	GB0315	1	Step
3	GD2721	2	U-Bolt, 2" x 2" x 1/2"-13
	G11389	4	Flat Washer, 1/2" SAE
	G10111	4	Lock Nut, 1/2"-13
4	GD20469	1	Tube, 2" x 20"
5	GD13706-02	1	Anti-Slip Tape, 4" x 12"
6	G10038	2	Hex Head Cap Screw, 1/2"-13 x 3"
	G10111	2	Lock Nut, 1/2"-13




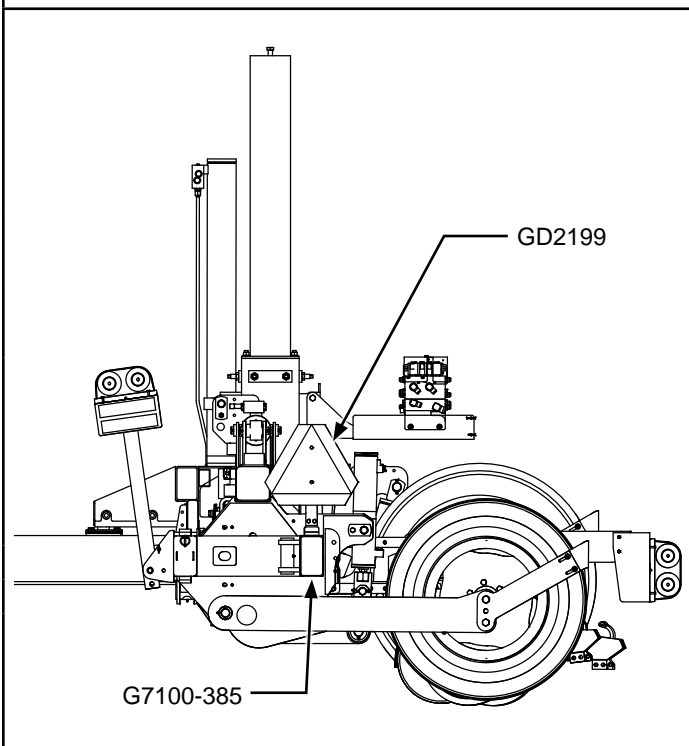
 <p>G7100-384</p> <p>G7100-382</p>	 <p><b>⚠ DANGER</b></p> <p>CONTACTING OR COMING CLOSE TO POWER LINES OR OTHER HIGH ENERGY SOURCES WILL CAUSE DEATH OR SERIOUS INJURY.</p> <p>Keep away from power lines or high energy sources at all times.</p> <p><small>7100-382</small></p>
<p>Part No.: G7100-382</p> <p>Description: Decal, Danger</p> <p>Quantity: 1</p>	 <p><b>⚠ WARNING</b></p> <p>Uncontrolled movement of equipment can cause loss of control and could result in death, serious injury, or damage to property and equipment.</p> <p>Install all safety pins before transporting equipment.</p> <p><small>7100-384</small></p>
<p>Part No.: G7100-384</p> <p>Description: Decal, Warning</p> <p>Quantity: 1</p>	 <p><b>⚠ CAUTION</b></p> <p>Fan can start at any time. Operating fan can blow debris and has a high noise level.</p> <p>Always wear eye and hearing protection when working around fan.</p> <p><small>7100-392</small></p>
 <p>G7100-392</p>	<p>Part No.: G7100-392</p> <p>Description: Decal, Caution</p> <p>Quantity: 2 (Located On Each Side Of Fan)</p>



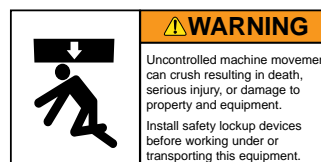
Part No.: G7100-400  
 Description: Decal, Warning  
 Quantity: 4 (Two On Each Side Of Planter, Front and Back)



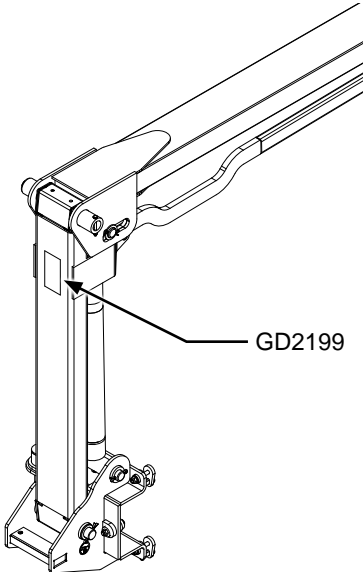

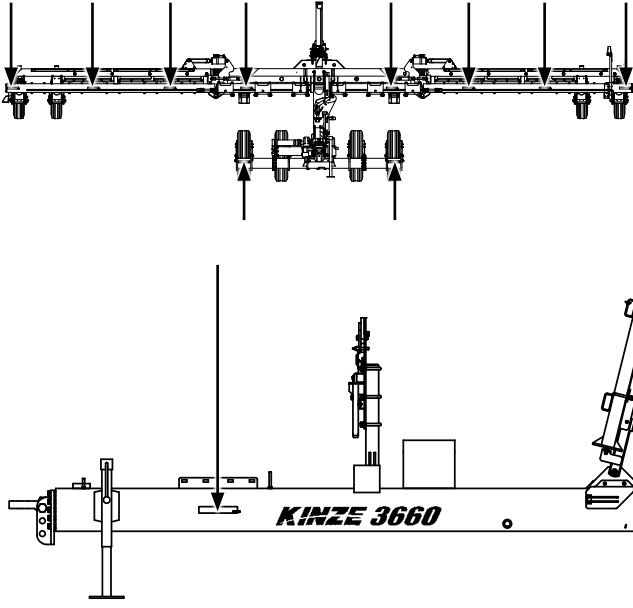
Part No.: G7100-385  
 Description: Decal, Warning  
 Quantity: 4 (Two On Each Side Of Planter, Front and Back)

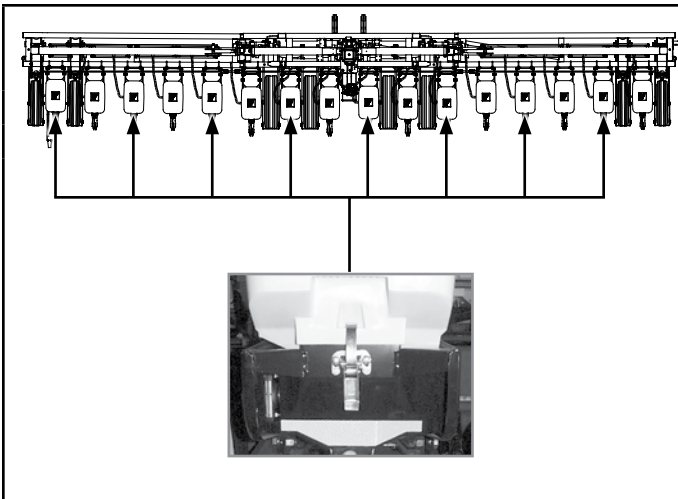


Part No.: GD2199  
 Description: SMV Sign  
 Quantity: 1




Part No.: G7100-385  
 Description: Decal, Warning (2012 Production and On)  
 Quantity: 2 (One on each end of planter)

 <p style="text-align: right;">GD2199</p>	<div style="border: 1px solid black; padding: 5px;"> <p><b>⚠ WARNING</b></p>  <p>Row marker can lower at any time and could cause death or serious injury.</p> <p>Stay away from row markers!</p> <p>Install safety lockup device when not in use.</p> </div>
	<div style="background-color: #cccccc; width: 100px; height: 20px; margin-bottom: 10px;"></div> <p>Part No.: G7100-397          Description: Decal, Warning          Quantity: 2 (One on each side of marker arm)</p> <hr/> <p>Part No.: G7100-259          Description: Reflective Decal, Amber, 1½" x 9", Rectangular          Quantity: 2 (1 Located on Each Side of Hitch)</p> <p>7 (Used on 12 Row); 9 (Used on 16 Row) (Located on the front side if the front toolbar - side-facing in transport position)</p> <p>2 (Forward-Facing)</p>




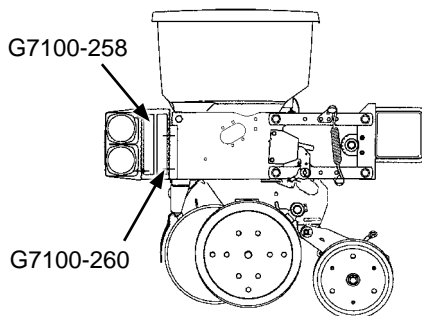
Part No.: G7100-262  
 Description: Reflective Decal, Amber, 1¾" x 9", Die-Cut  
 Quantity: 6 (used on 12 row; 8 (used on 16 row) (Located on the hopper support of every other row unit beginning on the L.H. side of the planter - Side-racing in transport position) (Standard)



Part No.: G7100-258  
 Description: Reflective Decal, Red, 1½" x 9" Rectangular  
 Quantity: 1 (Per Outer Scraper - Located On Top)

Part No.: G7100-260  
 Description: Reflective Decal, Orange, 1½" x 9" Rectangular  
 Quantity: 1 (Per Outer Scraper - Located On Bottom)

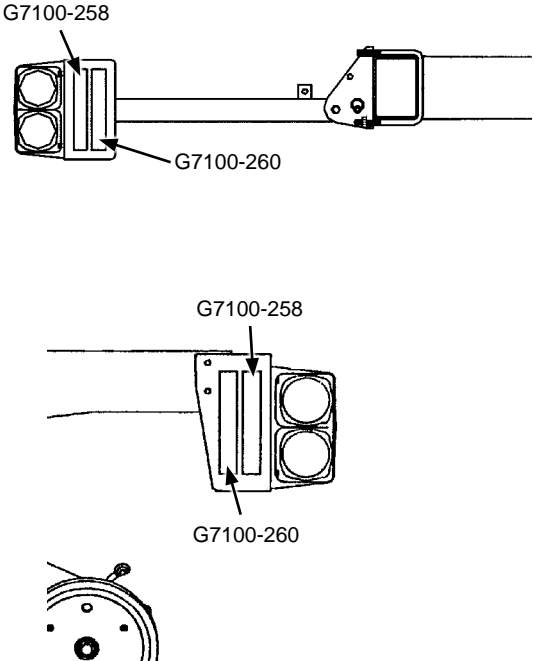
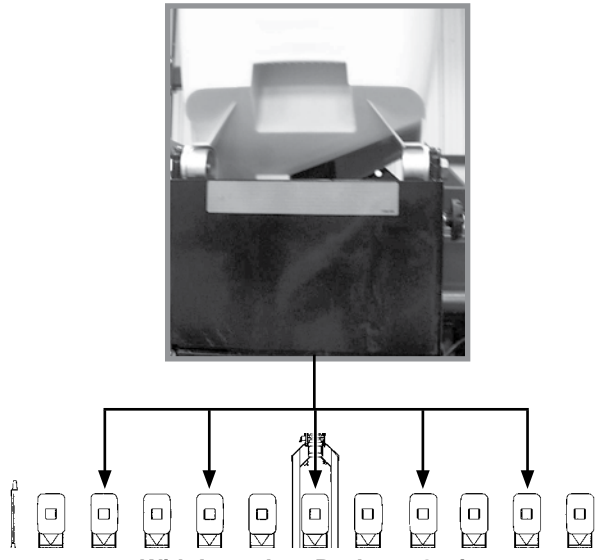
**With Even-Row Push Row Unit Option**

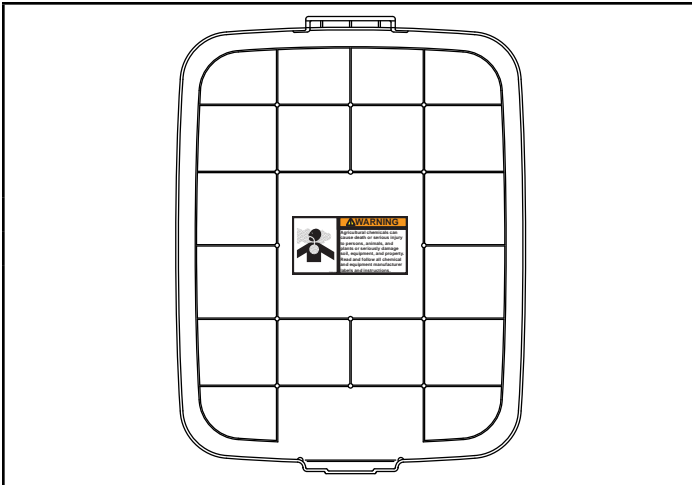


Part No.: G7100-258  
 Description: Reflective Decal, Red, 1½" x 9" Rectangular  
 Quantity: 1 (Located On The Light Bracket On The L.H. Side Of The Planter - Rear-Facing In Transport Position)

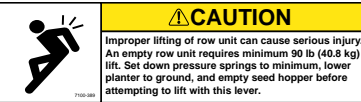

Part No.: G7100-260  
 Description: Reflective Decal, Orange, 1½" x 9" Rectangular  
 Quantity: 1 (Located On The Light Bracket On The L.H. Side Of The Planter - Rear-Facing In Transport Position)

Part No.: G7100-259  
 Description: Reflective Decal, Amber, 1½" x 9", Rectangular  
 Quantity: 1 Used Located On The Front Of The Optional Even-Row Push Row Unit - Side-Facing In Transport Position)

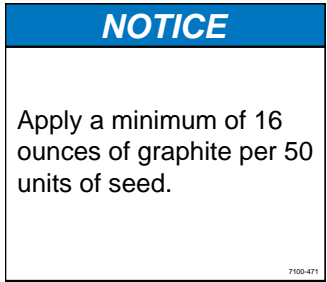

 <p>G7100-258</p> <p>G7100-260</p> <p>G7100-258</p> <p>G7100-260</p>	<div style="background-color: #cccccc; width: 100px; height: 20px; margin-bottom: 10px;"></div> <p>Part No.: G7100-258</p> <p>Description: Reflective Decal, Red, 1½" x 9" Rectangular</p> <p>Quantity: 1 (Located on the front light bracket on the L.H. wing of the planter - rear-facing in transport position)</p> <p>1 (Located on the rear light bracket on the L.H. wing of the planter - rear-facing in transport position)</p> <hr/> <p>Part No.: G7100-260</p> <p>Description: Reflective Decal, Orange, 1½" x 9" Rectangular</p> <p>Quantity: 1 (Located on the rear light bracket on the L.H. wing of the planter - rear-facing in transport position)</p> <p>1 (Located on the front light bracket on the L.H. wing of the planter - rear-facing in transport position)</p>
 <p>With Interplant Package Option</p>	<div style="background-color: #cccccc; width: 100px; height: 20px; margin-bottom: 10px;"></div> <p>Part No.: G7100-259</p> <p>Description: Reflective Decal, Amber, 1½" x 9", Rectangular</p> <p>Quantity: 5 Used On 12 Row; 7 On 16 Row (Located On The Front Of Every Other Push Row Unit Beginning With The Center Row Unit And Every Other Row Unit To Both Ends - Side-Facing In Transport Position)</p>







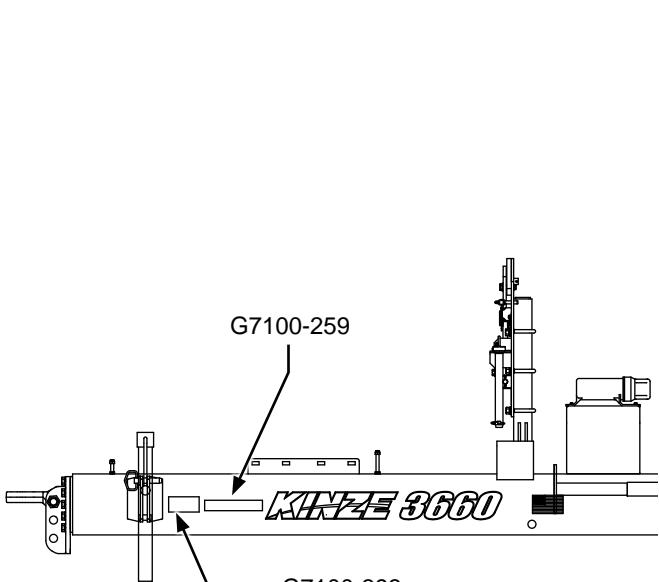


Part No.: G7100-381  
 Description: Decal, Warning  
 Quantity: 1 (1 Per Row Unit - Located On Underside Of Granular Chemical Hopper Lid)



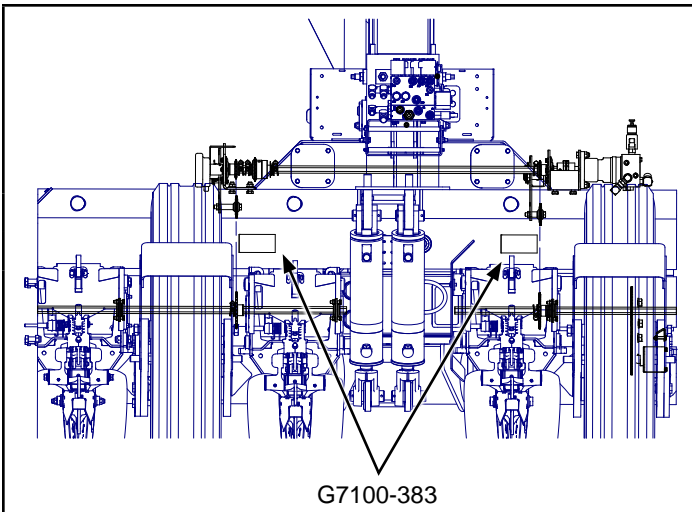
Part No.: G7100-389  
 Description: Decal, Caution  
 Quantity: 1 (Located On Interplant Push Row Unit Lift Lever)



Part No.: G7100-471  
 Description: Decal, Notice  
 Quantity: 1

	 <div style="border: 1px solid black; padding: 5px;"> <p><b>⚠ WARNING</b></p> <p>Removing this wheel and axle assembly can cause equipment to tip over which could result in death, serious injury, or damage to property and equipment.</p> </div>
<p>Part No.: G7100-386                  Description: Decal, Warning                  Quantity: 2 (Located on each side of rock shaft)</p>	
	 <div style="border: 1px solid black; padding: 5px;"> <p><b>⚠ WARNING</b></p> <p>Overinflation may cause explosive separation of tire and rim which could result in death or serious injury. Follow inflation specifications and maintenance instructions in the operator's manual.</p> </div>
<p>Part No.: G7100-370                  Description: Decal, Warning                  Quantity: 2 (Outer Stub Axles)</p>	
	
<p>Part No.: G7100-259                  Description: Reflective Decal, Amber, 1½" x 9", Rectangular                  Quantity: 2 (One on each side of hitch)</p>	
 <div style="border: 1px solid black; padding: 5px;"> <p><b>⚠ WARNING</b></p> <p>Loss of control can cause death or serious injury, or damage to property and equipment. Tow only with farm tractor weight rated and configured for this equipment. Use safety chains and transport as specified in the Operator and Parts Manual.</p> </div>	
<p>Part No.: G7100-393 (2013 production and on; replaces G7100-302)                  Description: Decal, Warning                  Quantity: 1</p>	





	<b>⚠ WARNING</b>
	<p>Hydraulically driven parts can move at any time and cause serious injuries. Keep clear!</p> <p>Disconnect hydraulic lines from tractor or other power sources before servicing.</p>

Part No.: G7100-383  
 Description: Decal, Warning  
 Quantity: 2 (One on each end of hydraulic drive shaft)



	<b>NOTICE</b>
	<p>Drawbar must be 20" (50.8 cm) from tractor PTO shaft or equipment will be damaged.</p> <p>Refer to Operator Manual before connecting tractor PTO shaft.</p>

Part No.: G7100-396  
 Description: Decal, Notice  
 Quantity: 2 (Located on each side of planter pump housing)

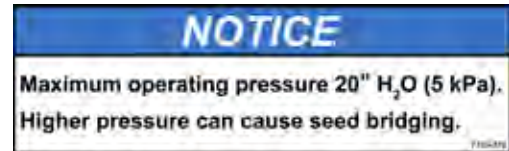
	<b>⚠ WARNING</b>
	<p>3-point hitch contact with high speed PTO shaft and hydraulic tank can cause death, serious injury, or damage to property and equipment.</p> <p>Remove or lock up tractor 3-point hitch components.</p>

Part No.: G7100-401  
 Description: Decal, Warning  
 Quantity: 2 (Located on each side of planter pump housing)

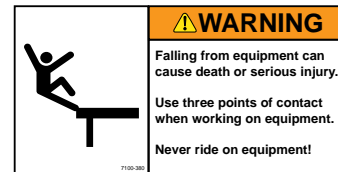
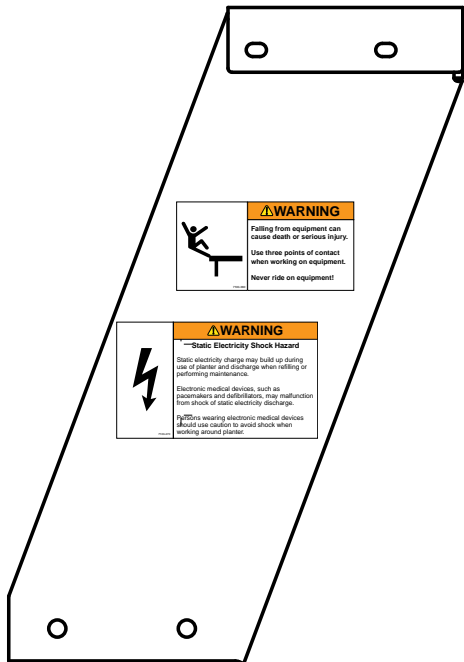




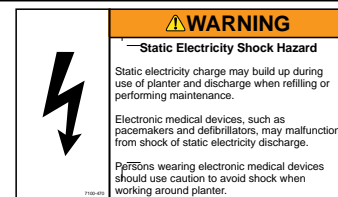
Part No.: G7100-377  
 Description: Decal, Warning Entrapment  
 Quantity: 2 (on each Bulk Fill Tank Lid)






Part No.: G7100-376  
 Description: Decal, Notice Bulk Fill Pressure  
 Quantity: 2 (on each Bulk Fill Tank Lid)


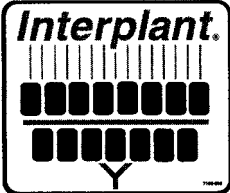





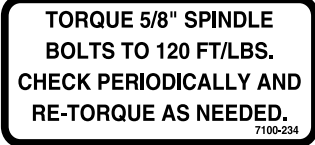
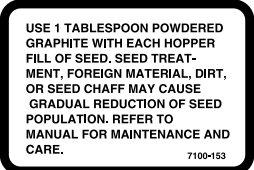



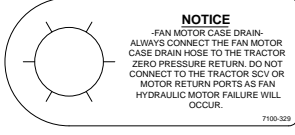
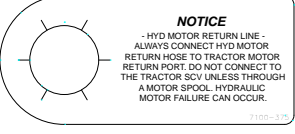
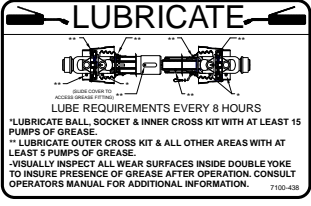



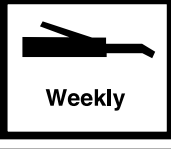

Part No.: G7100-380  
 Description: Decal, Warning  
 Quantity: 2 (Located on each side of stair)



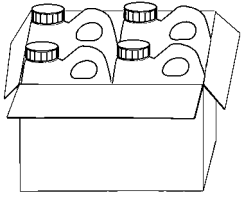


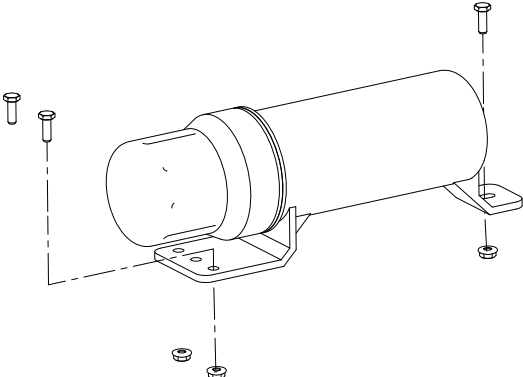


Part No.: G7100-470  
 Description: Decal, Static Shock  
 Quantity: 2 (Located on each side of stair)

	<p>Part No.: GD1162 Description: Tie Strap, 28"</p> <p>Part No.: GD1512 Description: Tie Strap, 7½"</p> <p>Part No.: GD2117 Description: Tie Strap, 14½"</p> <p>Part No.: GD2984 Description: Tie Strap, 34"</p>
	<p>Part No.: GD10057-01 Description: Hose Identification Sleeve, Red AA</p> <p>Part No.: GD10057-02 Description: Hose Identification Sleeve, Red BB</p> <p>Part No.: GD10057-03 Description: Hose Identification Sleeve, Blue AA</p> <p>Part No.: GD10057-04 Description: Hose Identification Sleeve, Blue BB</p> <p>Part No.: GD10057-11 Description: Hose Identification Sleeve, Green PP</p> <p>Part No.: GD10057-12 Description: Hose Identification Sleeve, Green RR</p> <p>Part No.: GD10057-14 Description: Hose Identification Sleeve, Yellow PP</p> <p>Part No.: GD10057-15 Description: Hose Identification Sleeve, Yellow RR</p> <p>Part No.: GD10057-17 Description: Hose Identification Sleeve, Black PP</p> <p>Part No.: GD10057-18 Description: Hose Identification Sleeve, Black RR</p> <p>Part No.: GD10057-19 Description: Hose Identification Sleeve, Orange CD</p>
	<p>Part No.: G7100-341 Description: Decal, Sending Unit Quantity: 1</p>

 <p>DIGITAL SENDING UNIT VACUUM A12811 7100-511</p>	<p>Part No.: G7100-511 Description: Decal, Sending Unit Quantity: 1</p>
 <p>Interplant. Y</p>	<p>Part No.: G7100-208 Description: Decal, Interplant Quantity: 2</p>
 <p>EVOLUTION SERIES</p>	<p>Part No.: G7100-247 Description: Decal, Logo, 4<sup>3</sup>/<sub>8</sub>" x 4<sup>1</sup>/<sub>2</sub>" Quantity: 2 (Per Row Unit)</p> <p>Part No.: G7100-252 Description: Decal, Logo, 3<sup>1</sup>/<sub>2</sub>" x 3<sup>5</sup>/<sub>8</sub>" (Hopper Panel Extension) Quantity: -</p>
 <p>Twin-Line® 7100-177</p>	<p>Part No.: G7100-177 Description: Decal, Twin-Line®, 3/4" x 3" Quantity: 1</p>
 <p><b>WARNING</b> Improper operation or servicing of this equipment can result in death or serious injury. Read and follow all instructions in the Operator and Parts Manual. Contact your Kinze dealer or go to <a href="http://www.kinze.com">www.kinze.com</a> to order a replacement manual. 7100-387</p>	<p>Part No.: G7100-387 Description: Decal, Warning Quantity: 1</p>
 <p>VACUUM 7100-509</p>	<p>Part No.: G7100-509 Description: Decal, Vacuum</p>
 <p>BULK FILL 7100-508</p>	<p>Part No.: G7100-508 Description: Decal, Bulk Fill</p>
 <p>TORQUE 5/8" SPINDLE BOLTS TO 120 FT/LBS. CHECK PERIODICALLY AND RE-TORQUE AS NEEDED. 7100-234</p>	<p>Part No.: G7100-234 Description: Decal, Bolt Torque Quantity: -</p>
 <p>USE 1 TABLESPOON POWDERED GRAPHITE WITH EACH HOPPER FILL OF SEED. SEED TREATMENT, FOREIGN MATERIAL, DIRT, OR SEED CHAFF MAY CAUSE GRADUAL REDUCTION OF SEED POPULATION. REFER TO MANUAL FOR MAINTENANCE AND CARE. 7100-153</p>	<p>Part No.: G7100-153 Description: Decal, Information Quantity: 1 Per Brush-Type Seed Meter</p>

	<p>Part No.: G7100-201 Description: Decal, Information</p>
	<p>Part No.: G7100-329 Description: Tag, Fan Motor Case Drain</p>
	<p>Part No.: G7100-375 Description: Tag, Hydraulic Motor Return Line</p>
	<p>Part No.: G7100-438 Description: Decal, Lube (Used with GA15355 PTO Shaft Assembly)</p>
	<p>Part No.: G7100-352 Description: Decal, Tank Drain</p>
	<p>Part No.: G7100-111 Description: Decal, Oil Daily</p>
	<p>Part No.: G7100-116 Description: Decal, Grease Daily</p>
	<p>Part No.: G7100-110 Description: Decal, Grease Weekly</p>
	<p>Part No.: GR0155 Description: Blue Paint, Aerosol Can  Part No.: GR0155MPP Description: Blue Paint, Twelve Aerosol Cans</p>

	<p>Part No.: GR0146 Description: Powdered Graphite, 1 Pound Container</p> <p>Part No.: GR0146MPP Description: Powdered Graphite, Twenty-Four 1 Pound Containers</p>
	<p>Part No.: GR1570MPP Description: Talc Lubricant, Four 8 Pound Containers</p> <p>Part No.: GR1828 Description: Talc Lubricant, 30 Pound Container</p>
	<p>Part No.: GR1842MPP Description: Graphite Lubricant, Four 5 Pound Containers</p>
<p>Not Available</p>	<p>Part No.: GR2217 Description: Fluency Agent Seed Flow Additive, Four 4.4 Pound Pails</p>
	<p>Part No.: G7100-334 Description: Decal, Kinze 3660 Quantity: 2 (1 On Each Side of Hitch)</p>
	<p>Part No.: GM0260-01 Description: Operator Manual, Model 3660</p> <p>Part No.: GM0260-02 Description: Parts Manual, Model 3660</p> <p>Part No.: GPR1094 Description: Binder (Contact Kinze Parts To Order)</p>
	<p>Part No.: GA15422 Description: Operator's Manual Canister Quantity: 1</p> <p>Part No.: G11166 Description: Hex Socket Flange Cap Screw, 1/4"-20 x 3/4" Quantity: 3</p> <p>Part No.: G11320 Description: Lock Nut, 1/4"-20, Grade B Quantity: 3</p>



Part No.: G7100-484

Description: Decal, American Flag

# Numerical Index

M0260-02

Model 3660

Part No.	Page	Part No.	Page	Part No.	Page	Part No.	Page
*A1008	P176	*A12740	P74	*A3363	P176	*D12242	P148
*A1022	P176	*A12741	P174	*A3365	P78	*D12242	P154
*A1025	P176	*A12743	P174	*A3365	P80	*D12243	P146
*A1073	P174	*A12744	P61	*A3371	P74	*D12243	P148
*A1073	P176	*A12744	P78	*A3381	P61	*D12243	P154
*A1086	P176	*A12744	P80	*A3381	P80	*D12244	P154
*A1093	P176	*A12744	P174	*A6201	P74	*D12251	P159
*A1097	P176	*A12746	P174	*A7649	P61	*D12251	P150
*A1107	P174	*A12747	P174	*A7652	P178	*D12253	P151
*A1141	P174	*A12906	P74	*A7653	P174	*D12253	P158
*A1154	P174	*A12910	P61	*A7655	P174	*D12255	P146
*A1189	P174	*A12910	P78	*A7656	P174	*D12255	P148
*A12002	P61	*A12910	P80	*A8262	P178	*D12255	P154
*A12002	P80	*A12910	P174	*A8289	P174	*D12258	P155
*A12014	P80	*A12911	P61	*D12012	P159	*D12258	P160
*A12042	P176	*A12911	P78	*D12047	P158	*D12259	P155
*A12058	P174	*A12911	P80	*D12086	P154	*D12259	P160
*A12060	P176	*A12911	P174	*D12106	P154	*D12260	P155
*A12061	P176	*A12916	P174	*D12148	P146	*D12260	P160
*A12062	P176	*A12922	P80	*D12148	P148	*D12261	P155
*A12065	P141	*A12922	P61	*D12200	P151	*D12261	P160
*A12065	P176	*A12922	P78	*D12200	P158	*D12263	P149
*A12071	P174	*A12922	P174	*D12202	P158	*D12264	P149
*A12071	P176	*A13800	P82	*D12203	P158	*D12275	P159
*A12072	P74	*A13801	P82	*D12204	P149	*D12276	P155
*A12077	P176	*A13802	P81	*D12204	P155	*D12276	P160
*A12078	P174	*A13802	P82	*D12204	P158	*D12277	P144
*A12079	P74	*A13803	P81	*D12204	P160	*D12278	P158
*A12097	P78	*A13803	P82	*D12210	P159	*D12281	P149
*A12097	P80	*A13804	P81	*D12210	P150	*D12282	P146
*A12097	P174	*A13804	P82	*D12212	P159	*D12282	P148
*A12098	P61	*A13805	P81	*D12212	P150	*D13399	P155
*A12098	P78	*A13805	P82	*D12213	P159	*D13399	P160
*A12098	P80	*A13806	P81	*D12213	P150	*D15792-04	P64
*A12098	P174	*A13806	P82	*D12214	P150	*D15792-05	P64
*A12099	P80	*A13807	P81	*D12221	P149	*D15792-06	P64
*A12099	P61	*A13807	P82	*D12221	P151	*D15792-19	P64
*A12099	P78	*A13808	P81	*D12222	P149	*D15792-23	P64
*A12099	P174	*A13808	P82	*D12222	P151	*D18634	P150
*A12713	P174	*A1424	P78	*D12223	P146	*D18635	P150
*A12715	P61	*A1424	P80	*D12223	P148	*D19250	P144
*A12715	P78	*A1424	P178	*D12226	P154	*D19251	P144
*A12715	P80	*A1425	P176	*D12235	P144	*D30262	P159
*A12715	P174	*A1425	P176	*D12236	P144	*GA13554	P188
*A12721	P74	*A1432	P174	*D12239	P144	*GA14447	P188
*A12733	P174	*A1459	P178	*D12239	P146	6408-16	P172
*A12736	P61	*A1464	P74	*D12239	P148	700-01078	P24
*A12736	P80	*A3103	P176	*D12239	P154	700-01079	P26
*A12738	P61	*A3127	P176	*D12240	P146	A10759	P30
*A12738	P78	*A3137	P176	*D12240	P148	A12887	P102
*A12738	P80	*A3157	P176	*D12240	P154	A13031	P151
*A12738	P174	*A3351	P74	*D12242	P146	A13082	P150

Part No.	Page	Part No.	Page	Part No.	Page	Part No.	Page
A13083	P149	G10003	P84	G10010	P192	G10023	P92
A13084	P146	G10003	P208	G10010	P200	G10023	P134
A13084	P148	G10004	P4	G10011	P46	G10023	P68
A13549	P154	G10004	P6	G10011	P46	G10023	P74
A13794	P106	G10004	P44	G10011	P196	G10023	P84
A13937	P158	G10004	P54	G10013	P16	G10023	P116
A13953	P158	G10004	P54	G10013	P58	G10025	P216
A13956	P150	G10004	P71	G10013	P114	G10026	P102
A13959	P106	G10004	P72	G10013	P114	G10026	P130
A13960	P102	G10004	P72	G10013	P142	G10026	P132
A14631	P159	G10004	P100	G10014	P2	G10026	P136
A3398	P74	G10004	P112	G10014	P12	G10027	P90
A8775	P144	G10004	P120	G10014	P46	G10027	P130
D13169	P160	G10004	P140	G10014	P96	G10028	P111
D13426	P155	G10004	P140	G10014	P102	G10029	P100
G10001	P14	G10004	P194	G10014	P112	G10029	P100
G10001	P16	G10004	P47	G10014	P141	G10029	P100
G10001	P51	G10004	P47	G10014	P141	G10031	P184
G10001	P55	G10004	P58	G10015	P14	G10033	P42
G10001	P86	G10004	P94	G10016	P194	G10033	P51
G10001	P88	G10004	P113	G10017	P4	G10033	P140
G10001	P90	G10004	P123	G10017	P38	G10033	P124
G10001	P96	G10004	P126	G10017	P40	G10033	P126
G10001	P98	G10004	P126	G10017	P40	G10036	P36
G10001	P100	G10004	P126	G10017	P71	G10036	P140
G10001	P100	G10004	P162	G10017	P72	G10037	P4
G10001	P100	G10004	P184	G10017	P196	G10037	P4
G10001	P100	G10004	P206	G10017	P66	G10037	P106
G10001	P193	G10005	P46	G10017	P84	G10037	P113
G10001	P58	G10005	P100	G10017	P114	G10037	P114
G10001	P60	G10005	P100	G10017	P142	G10038	P217
G10001	P68	G10005	P100	G10017	P172	G10039	P4
G10001	P74	G10005	P100	G10017	P204	G10039	P38
G10001	P76	G10005	P112	G10018	P12	G10039	P40
G10001	P84	G10005	P73	G10018	P14	G10039	P46
G10001	P106	G10005	P103	G10018	P66	G10039	P50
G10002	P30	G10006	P14	G10019	P112	G10039	P140
G10002	P112	G10006	P42	G10019	P138	G10039	P194
G10002	P196	G10006	P102	G10019	P124	G10040	P120
G10002	P123	G10006	P140	G10019	P126	G10041	P208
G10002	P124	G10007	P6	G10019	P184	G10045	P42
G10002	P126	G10007	P17	G10019	P184	G10045	P138
G10002	P126	G10007	P46	G10020	P24	G10045	P140
G10002	P126	G10007	P84	G10020	P124	G10046	P46
G10002	P126	G10007	P193	G10020	P126	G10046	P196
G10003	P2	G10007	P103	G10021	P24	G10047	P2
G10003	P34	G10008	P102	G10021	P134	G10047	P8
G10003	P100	G10008	P204	G10022	P24	G10047	P50
G10003	P102	G10009	P51	G10022	P120	G10047	P141
G10003	P112	G10010	P12	G10022	P120	G10047	P196
G10003	P112	G10010	P44	G10023	P6	G10048	P131
G10003	P212	G10010	P46	G10023	P30	G10048	P60



Part No.	Page	Part No.	Page	Part No.	Page	Part No.	Page
G10048	P106	G10101	P54	G10104	P47	G10108	P54
G10048	P114	G10101	P120	G10104	P58	G10108	P54
G10049	P100	G10101	P194	G10104	P124	G10108	P55
G10049	P194	G10101	P212	G10104	P126	G10108	P90
G10049	P130	G10101	P47	G10104	P204	G10108	P100
G10053	P130	G10101	P47	G10104	P206	G10108	P102
G10053	P208	G10101	P58	G10104	P208	G10108	P112
G10054M	P164	G10101	P60	G10104	P210	G10108	P112
G10055	P60	G10101	P63	G10105	P193	G10108	P140
G10061	P20	G10101	P68	G10105	P130	G10108	P140
G10061	P63	G10101	P73	G10106	P14	G10108	P141
G10061	P114	G10101	P116	G10106	P14	G10108	P193
G10062	P100	G10101	P151	G10106	P40	G10108	P194
G10062	P130	G10101	P154	G10106	P164	G10108	P196
G10063	P60	G10101	P162	G10106	P208	G10108	P196
G10064	P16	G10101	P208	G10106	P208	G10108	P198
G10064	P96	G10102	P4	G10107	P14	G10108	P212
G10064	P98	G10102	P14	G10107	P16	G10108	P60
G10064	P18	G10102	P14	G10107	P36	G10108	P60
G10064	P18	G10102	P42	G10107	P40	G10108	P74
G10064	P58	G10102	P42	G10107	P46	G10108	P76
G10067	P141	G10102	P46	G10107	P46	G10108	P84
G10067	P141	G10102	P51	G10107	P46	G10108	P106
G10067	P128	G10102	P112	G10107	P51	G10108	P106
G10068	P124	G10102	P138	G10107	P100	G10108	P114
G10068	P126	G10102	P138	G10107	P100	G10108	P123
G10071	P2	G10102	P140	G10107	P100	G10108	P123
G10071	P4	G10102	P140	G10107	P100	G10108	P126
G10071	P50	G10102	P192	G10107	P100	G10108	P126
G10071	P50	G10102	P196	G10107	P102	G10108	P126
G10071	P71	G10102	P74	G10107	P140	G10108	P130
G10071	P71	G10102	P142	G10107	P140	G10108	P162
G10071	P71	G10102	P204	G10107	P196	G10108	P206
G10071	P71	G10102	P208	G10107	P198	G10109	P12
G10071	P71	G10103	P34	G10107	P58	G10109	P14
G10071	P72	G10103	P86	G10107	P60	G10109	P16
G10071	P72	G10103	P88	G10107	P73	G10109	P38
G10071	P72	G10103	P120	G10107	P84	G10109	P42
G10071	P96	G10103	P116	G10107	P108	G10109	P44
G10071	P84	G10103	P116	G10107	P110	G10109	P46
G10071	P84	G10103	P126	G10107	P114	G10109	P138
G10071	P106	G10104	P6	G10107	P114	G10109	P198
G10071	P113	G10104	P6	G10107	P142	G10109	P68
G10071	P114	G10104	P17	G10107	P206	G10109	P74
G10087	P216	G10104	P51	G10107	P208	G10109	P124
G10096	P205	G10104	P54	G10108	P2	G10109	P126
G10098	P132	G10104	P55	G10108	P2	G10110	P6
G10100	P194	G10104	P55	G10108	P4	G10110	P18
G10101	P16	G10104	P102	G10108	P20	G10110	P34
G10101	P17	G10104	P112	G10108	P30	G10110	P72
G10101	P34	G10104	P194	G10108	P50	G10110	P96
G10101	P54	G10104	P196	G10108	P54	G10110	P98

Part No.	Page	Part No.	Page	Part No.	Page	Part No.	Page
G10110	P127	G10113	P141	G10228	P4	G10230	P112
G10110	P138	G10113	P110	G10228	P4	G10230	P192
G10110	P74	G10113	P128	G10228	P4	G10230	P194
G10110	P124	G10117	P112	G10228	P12	G10230	P194
G10110	P124	G10118	P103	G10228	P42	G10230	P196
G10110	P124	G10119	P112	G10228	P42	G10230	P47
G10110	P127	G10121	P72	G10228	P112	G10230	P58
G10111	P4	G10130	P4	G10228	P138	G10230	P103
G10111	P16	G10133	P16	G10228	P138	G10230	P103
G10111	P36	G10133	P42	G10228	P138	G10230	P124
G10111	P38	G10133	P44	G10228	P140	G10230	P126
G10111	P38	G10133	P46	G10228	P140	G10230	P204
G10111	P38	G10133	P164	G10228	P141	G10230	P206
G10111	P40	G10133	P198	G10228	P192	G10230	P208
G10111	P40	G10152	P14	G10228	P192	G10230	P210
G10111	P40	G10157	P102	G10228	P66	G10231	P102
G10111	P40	G10157	P103	G10228	P74	G10231	P130
G10111	P42	G10159	P140	G10228	P84	G10231	P136
G10111	P42	G10159	P140	G10228	P142	G10232	P14
G10111	P46	G10159	P141	G10228	P204	G10232	P14
G10111	P50	G10168	P138	G10228	P208	G10232	P112
G10111	P102	G10168	P138	G10229	P17	G10232	P164
G10111	P112	G10168	P140	G10229	P30	G10232	P196
G10111	P127	G10169	P102	G10229	P34	G10232	P66
G10111	P127	G10169	P103	G10229	P44	G10232	P165
G10111	P140	G10171	P14	G10229	P50	G10232	P208
G10111	P140	G10171	P68	G10229	P54	G10232	P208
G10111	P142	G10171	P74	G10229	P120	G10233	P50
G10111	P194	G10201	P2	G10229	P194	G10233	P200
G10111	P194	G10201	P8	G10229	P194	G10233	P47
G10111	P194	G10201	P30	G10229	P212	G10233	P47
G10111	P196	G10201	P54	G10229	P47	G10233	P58
G10111	P196	G10201	P90	G10229	P47	G10233	P113
G10111	P198	G10204	P10	G10229	P58	G10233	P113
G10111	P217	G10204	P12	G10229	P60	G10233	P114
G10111	P217	G10204	P200	G10229	P63	G10233	P114
G10111	P106	G10207	P2	G10229	P68	G10233	P208
G10111	P108	G10207	P2	G10229	P74	G10234	P112
G10111	P108	G10213	P46	G10229	P116	G10237	P194
G10111	P110	G10216	P12	G10229	P124	G10243	P76
G10111	P114	G10216	P55	G10229	P126	G10243	P120
G10111	P123	G10217	P196	G10229	P158	G10243	P184
G10111	P124	G10220	P193	G10229	P162	G10251	P120
G10111	P124	G10227	P34	G10229	P208	G10253	P116
G10111	P126	G10227	P120	G10230	P6	G10253	P116
G10111	P130	G10227	P120	G10230	P6	G10256	P120
G10112	P46	G10227	P68	G10230	P16	G10257	P116
G10112	P100	G10227	P74	G10230	P17	G10265	P116
G10112	P100	G10227	P84	G10230	P54	G10278	P210
G10112	P100	G10227	P116	G10230	P55	G10284	P55
G10112	P102	G10227	P116	G10230	P55	G10292	P210
G10113	P141	G10227	P126	G10230	P102	G10301	P90

Part No.	Page	Part No.	Page	Part No.	Page	Part No.	Page
G10301	P100	G10330	P134	G10460	P124	G10581	P126
G10302	P208	G10336	P112	G10460	P126	G10583	P164
G10302	P208	G10338	P8	G10460	P130	G10585	P38
G10303	P14	G10338	P12	G10460	P216	G10585	P40
G10303	P38	G10338	P20	G10461	P132	G10592	P194
G10305	P35	G10338	P96	G10462	P106	G10592	P108
G10305	P35	G10338	P98	G10463	P14	G10592	P110
G10305	P71	G10338	P58	G10463	P55	G10592	P128
G10305	P71	G10338	P94	G10468	P106	G10594	P194
G10305	P72	G10341	P55	G10470	P24	G10597	P38
G10305	P108	G10345	P140	G10475	P28	G10597	P40
G10305	P110	G10348	P42	G10476	P124	G10599	P16
G10305	P134	G10350	P214	G10476	P126	G10599	P17
G10305	P136	G10371	P42	G10485	P204	G10599	P54
G10306	P34	G10374	P116	G10485	P205	G10599	P127
G10306	P196	G10374	P116	G10496	P116	G10599	P194
G10306	P198	G10390	P50	G10497	P114	G10599	P60
G10306	P212	G10390	P84	G10497	P116	G10599	P124
G10307	P54	G10390	P84	G10499	P60	G10602	P20
G10308	P16	G10397	P50	G10499	P60	G10602	P24
G10308	P120	G10400	P46	G10500	P24	G10602	P26
G10309	P20	G10401	P24	G10501	P42	G10602	P30
G10310	P8	G10403	P72	G10503	P38	G10602	P31
G10310	P34	G10403	P74	G10503	P40	G10602	P116
G10312	P2	G10403	P140	G10503	P44	G10602	P208
G10312	P18	G10404	P112	G10503	P46	G10602	P208
G10312	P30	G10412	P20	G10503	P198	G10603	P24
G10312	P50	G10427	P10	G10503	P114	G10603	P26
G10312	P113	G10427	P14	G10503	P114	G10603	P198
G10312	P114	G10438	P2	G10507	P194	G10604	P24
G10314	P72	G10438	P4	G10523	P34	G10610	P192
G10315	P14	G10438	P192	G10526	P192	G10616	P206
G10315	P16	G10448	P134	G10527	P112	G10619	P206
G10315	P34	G10448	P134	G10529	P35	G10620	P2
G10316	P72	G10450	P141	G10529	P90	G10620	P8
G10316	P86	G10450	P196	G10531	P26	G10620	P12
G10316	P88	G10451	P54	G10536	P38	G10620	P12
G10317	P50	G10451	P112	G10536	P40	G10620	P20
G10318	P40	G10452	P34	G10544	P138	G10620	P30
G10318	P206	G10455	P86	G10546	P31	G10620	P50
G10322	P194	G10455	P88	G10551	P2	G10620	P72
G10323	P24	G10456	P192	G10560	P192	G10620	P72
G10324	P159	G10457	P102	G10567	P20	G10620	P96
G10325	P10	G10458	P102	G10567	P30	G10620	P98
G10325	P30	G10459	P194	G10567	P31	G10620	P192
G10325	P90	G10460	P112	G10570	P31	G10620	P200
G10325	P130	G10460	P112	G10572	P40	G10620	P18
G10328	P10	G10460	P140	G10574	P36	G10620	P58
G10328	P108	G10460	P140	G10574	P42	G10620	P84
G10328	P110	G10460	P141	G10574	P46	G10620	P94
G10328	P158	G10460	P141	G10581	P106	G10620	P113
G10330	P134	G10460	P141	G10581	P123	G10620	P114

Part No.	Page	Part No.	Page	Part No.	Page	Part No.	Page
G10620	P184	G10640	P192	G10765	P44	G10939	P98
G10620	P184	G10640	P194	G10765	P46	G10939	P102
G10620	P184	G10640	P196	G10765	P102	G10939	P131
G10621	P8	G10640	P198	G10765	P116	G10939	P116
G10621	P20	G10640	P134	G10770	P155	G10939	P151
G10621	P24	G10640	P134	G10770	P160	G10939	P154
G10621	P24	G10640	P134	G10779	P159	G10940	P12
G10621	P30	G10641	P193	G10801	P14	G10955	P134
G10621	P35	G10643	P46	G10801	P71	G10958	P151
G10621	P72	G10643	P140	G10801	P71	G10958	P154
G10621	P76	G10660	P31	G10801	P208	G10961	P192
G10621	P86	G10661	P72	G10804	P116	G10961	P200
G10621	P88	G10669	P2	G10809	P102	G10961	P84
G10621	P92	G10670	P30	G10828	P112	G10969	P150
G10621	P84	G10672	P206	G10830	P198	G10972	P148
G10621	P134	G10672	P210	G10844	P72	G10972	P149
G10621	P134	G10674	P205	G10844	P138	G10972	P158
G10622	P10	G10674	P206	G10844	P140	G10974	P44
G10622	P10	G10674	P206	G10857	P92	G10974	P46
G10622	P35	G10676	P206	G10859	P116	G10977	P164
G10622	P35	G10681	P210	G10860	P50	G10980	P50
G10622	P51	G10686	P184	G10860	P50	G10980	P106
G10622	P71	G10686	P206	G10860	P50	G10988	P76
G10622	P71	G10687	P2	G10860	P51	G10991	P196
G10622	P72	G10687	P8	G10862	P194	G10991	P212
G10622	P72	G10688	P47	G10864	P34	G10992	P86
G10622	P86	G10688	P113	G10870	P50	G10992	P88
G10622	P88	G10689	P108	G10870	P50	G10995	P210
G10622	P100	G10689	P110	G10870	P50	G10996	P164
G10622	P100	G10689	P208	G10870	P51	G10996	P168
G10622	P100	G10690	P24	G10871	P196	G10996	P168
G10622	P100	G10693	P212	G10874	P124	G10996	P180
G10622	P100	G10718	P55	G10887	P206	G11009	P24
G10622	P131	G10722	P138	G10888	P206	G11009	P26
G10622	P136	G10725	P138	G10889	P206	G11009	P28
G10623	P206	G10730	P46	G10900	P116	G11010	P46
G10626	P205	G10732	P6	G10901	P8	G11015	P2
G10627	P206	G10732	P54	G10901	P204	G11016	P155
G10627	P210	G10733	P210	G10901	P205	G11018	P4
G10628	P206	G10734	P210	G10908	P198	G11018	P72
G10629	P206	G10751	P6	G10912	P10	G11034	P198
G10630	P206	G10751	P54	G10912	P54	G11065	P162
G10634	P26	G10751	P54	G10917	P210	G11066	P164
G10636	P71	G10752	P6	G10923	P4	G11067	P164
G10636	P71	G10752	P20	G10924	P12	G11068	P162
G10636	P72	G10755	P164	G10927	P184	G11073	P31
G10636	P112	G10757	P34	G10928	P184	G11081	P136
G10640	P12	G10757	P184	G10931	P184	G11081	P146
G10640	P136	G10758	P34	G10932	P146	G11081	P148
G10640	P140	G10758	P184	G10932	P148	G11082	P132
G10640	P141	G10760	P150	G10932	P154	G11087	P112
G10640	P149	G10764	P72	G10939	P96	G11091	P6

Part No.	Page	Part No.	Page	Part No.	Page	Part No.	Page
G11091	P8	G11220	P4	G11385	P74	G11389	P4
G11091	P71	G11223	P103	G11385	P84	G11389	P4
G11091	P72	G11228	P44	G11385	P84	G11389	P4
G11091	P96	G11230	P106	G11386	P14	G11389	P38
G11091	P98	G11236	P44	G11386	P38	G11389	P38
G11091	P100	G11237	P210	G11386	P90	G11389	P38
G11091	P112	G11247	P120	G11386	P196	G11389	P40
G11091	P120	G11249	P90	G11386	P68	G11389	P40
G11091	P120	G11254	P134	G11386	P74	G11389	P40
G11091	P127	G11258	P166	G11386	P184	G11389	P44
G11091	P184	G11261	P106	G11386	P208	G11389	P50
G11091	P84	G11277	P114	G11386	P208	G11389	P51
G11091	P84	G11281	P28	G11387	P2	G11389	P71
G11091	P108	G11284	P92	G11387	P2	G11389	P72
G11091	P110	G11286	P131	G11387	P4	G11389	P124
G11091	P113	G11297	P120	G11387	P8	G11389	P127
G11091	P123	G11302	P86	G11387	P14	G11389	P127
G11091	P124	G11304	P130	G11387	P16	G11389	P141
G11091	P126	G11305	P210	G11387	P16	G11389	P192
G11091	P126	G11306	P206	G11387	P17	G11389	P194
G11091	P126	G11306	P210	G11387	P20	G11389	P196
G11091	P134	G11309	P165	G11387	P30	G11389	P196
G11091	P184	G11314	P111	G11387	P34	G11389	P217
G11091	P206	G11314	P136	G11387	P50	G11389	P106
G11109	P124	G11316	P72	G11387	P50	G11389	P108
G11109	P127	G11320	P86	G11387	P54	G11389	P110
G11109	P127	G11320	P88	G11387	P55	G11389	P123
G11123	P75	G11320	P140	G11387	P55	G11389	P124
G11124	P76	G11320	P141	G11387	P71	G11389	P126
G11124	P60	G11323	P206	G11387	P72	G11389	P142
G11133	P60	G11324	P206	G11387	P102	G11389	P172
G11135	P84	G11326	P162	G11387	P102	G11389	P208
G11142	P84	G11327	P120	G11387	P141	G11389	P208
G11147	P124	G11328	P86	G11387	P194	G11391	P4
G11147	P127	G11328	P88	G11387	P194	G11391	P6
G11151	P26	G11329	P127	G11387	P196	G11391	P8
G11158	P74	G11329	P124	G11387	P198	G11391	P16
G11166	P60	G11330	P124	G11387	P212	G11391	P20
G11166	P60	G11330	P127	G11387	P60	G11391	P40
G11172	P28	G11332	P86	G11387	P60	G11391	P46
G11178	P63	G11332	P88	G11387	P74	G11391	P54
G11188	P66	G11335	P112	G11387	P106	G11391	P54
G11188	P84	G11335	P66	G11387	P106	G11391	P60
G11188	P124	G11336	P112	G11387	P108	G11391	P102
G11200	P142	G11336	P66	G11387	P110	G11391	P102
G11204	P90	G11337	P76	G11387	P116	G11391	P112
G11204	P90	G11385	P6	G11387	P124	G11391	P138
G11204	P60	G11385	P31	G11387	P126	G11391	P140
G11209	P34	G11385	P34	G11387	P162	G11391	P192
G11215	P76	G11385	P96	G11387	P208	G11391	P193
G11215	P60	G11385	P98	G11388	P128	G11391	P194
G11216	P92	G11385	P120	G11389	P4	G11391	P196

Part No.	Page	Part No.	Page	Part No.	Page	Part No.	Page
G11391	P198	G1K320	P118	G306-10	P78	G6400-06-08	P174
G11391	P200	G1K320	P180	G306-10	P80	G6400-08	P164
G11391	P58	G1K321	P118	G306-10	P174	G6400-08	P164
G11391	P73	G1K323	P184	G306-12	P61	G6400-08	P154
G11391	P103	G1K345	P16	G306-12	P78	G6400-08	P162
G11391	P108	G1K362	P184	G306-12	P80	G6400-08	P176
G11391	P142	G1K363	P184	G306-12	P174	G6400-08	P176
G11391	P204	G1K385	P34	G3302-09	P73	G6400-08-04	P141
G11391	P206	G1K426	P62	G3303-108	P2	G6400-08-04	P158
G11391	P208	G1K488	P131	G3303-108	P31	G6400-10	P169
G11392	P44	G1K528	P6	G3303-108	P96	G6400-10	P63
G11392	P90	G1K534	P55	G3303-108	P98	G6400-10	P74
G11396	P216	G1K535	P55	G3303-114	P2	G6400-10	P162
G11397	P216	G2100-03	P50	G3303-124	P2	G6400-10	P176
G11400	P140	G2100-03	P113	G3303-124	P96	G6400-10	P177
G11400	P141	G2100-03	P114	G3303-124	P98	G6400-10-08	P167
G11409	P76	G2404-10-12	P178	G3303-16	P2	G6400-10-08	P176
G11418	P138	G2408-06	P174	G3303-34	P8	G6400-10-12	P177
G11419	P16	G2408-10	P174	G3303-41	P8	G6400-12	P62
G11436	P194	G2408-12	P174	G3303-78	P8	G6400-12	P63
G11448	P28	G2501-12-16	P74	G3303-88	P8	G6400-12	P68
G11464	P86	G2501-16-20	P74	G3303-96	P54	G6400-12	P74
G11464	P88	G2700-06-06	P61	G3303-98	P2	G6400-12	P84
G11491	P6	G2700-06-06	P78	G3305-01	P35	G6400-12	P177
G11514	P6	G2700-06-06	P80	G3310-100	P50	G6400-12-10	P167
G11514	P6	G2700-06-06	P174	G3310-103	P113	G6400-12-10	P176
G11514	P6	G2700-08	P158	G3310-104	P50	G6408-04	P159
G11514	P54	G2700-10	P61	G3310-104	P208	G6408-06	P63
G11514	P54	G2700-10	P78	G3310-158	P50	G6408-06	P167
G11514	P54	G2700-10	P80	G3310-170	P50	G6408-08	P72
G11518	P76	G2700-10	P174	G3310-58	P208	G6408-08	P159
G11522	P90	G2700-12	P61	G3310-99	P113	G6408-08	P164
G11528	P90	G2700-12	P78	G3317-16	P114	G6408-08	P164
G11556	P28	G2700-12	P80	G3400-01	P50	G6408-08	P144
G11591	P2	G2700-12	P174	G3400-01	P113	G6408-08	P146
G11592	P2	G2701-08	P174	G3400-01	P114	G6408-08	P148
G11618	P28	G2701-08	P176	G3400-01	P208	G6408-08	P150
G11619	P28	G2703-08	P176	G4200-03	P205	G6408-08	P151
G11619	P28	G2704-08	P176	G4202-03	P206	G6408-08	P154
G11693	P28	G304-C-06	P174	G4202-03	P210	G6408-08	P155
G11793	P31	G304-C-10	P174	G4205-10	P210	G6408-08	P158
G1K215	P192	G304-C-10	P178	G4206-02	P206	G6408-08	P160
G1K248	P118	G304-C-12	P174	G4301-07	P210	G6408-08	P171
G1K248	P180	G304-C-8	P141	G4418-05	P108	G6408-10	P164
G1K248	P184	G304-C-8	P158	G4418-05	P110	G6408-12	P72
G1K252	P118	G306-06	P61	G4602-01	P204	G6408-12	P63
G1K252	P184	G306-06	P78	G4602-02	P206	G6408-12	P172
G1K267	P180	G306-06	P80	G6325X	P6	G6408-16	P72
G1K268	P180	G306-06	P174	G6400-06	P62	G6408-H02-0	P166
G1K274	P168	G306-08	P174	G6400-06	P63	G6408-H06-0	P164
G1K275	P168	G306-08	P176	G6400-06	P162	G6408-H06-0	P164
G1K296	P12	G306-10	P61	G6400-06-08	P171	G6408-H06-0	P162

# Numerical Index

M0260-02

Model 3660

Part No.	Page	Part No.	Page	Part No.	Page	Part No.	Page
G6408-H06-0	P165	G6801-10-12	P62	G7100-380	P226	GA10918	P169
G6408-H08-0	P165	G6801-10-12	P74	G7100-385	P219	GA10918	P74
G6408-H10-0	P165	G6801-10-12	P172	G7100-385	P219	GA10919	P74
G6410-16-20	P72	G6801-10-12	P177	G7100-387	P228	GA11079	P103
G6410-16-20	P172	G6801-12	P76	G7100-389	P223	GA11285	P50
G6410-16-20	P177	G6801-12	P68	G7100-392	P218	GA11287	P51
G6500-06	P62	G6801-12	P84	G7100-397	P220	GA11331	P50
G6500-06	P162	G6801-12-10	P164	G7100-400	P219	GA11331	P47
G6500-08	P176	G6801-12-10	P74	G7100-470	P226	GA11331	P58
G6500-10	P166	G6801-12-10	P166	G7100-508	P228	GA11331	P113
G6500-12	P74	G6801-16	P74	G7100-509	P228	GA11331	P113
G6500-12	P167	G6801-16-20	P74	G7100-511	P228	GA11331	P114
G6502-06	P60	G6801-20	P172	G7566X	P17	GA11331	P114
G6502-06	P61	G6801-20	P177	G8409X	P180	GA11520	P36
G6502-06	P66	G6801-L-20-16	P172	G9040X	P28	GA11523	P74
G6502-06	P174	G6801-LL-06-08	P146	G9041X	P28	GA11736	P180
G6502-08	P176	G6801-LL-06-08	P148	G9042X	P28	GA11934	P63
G6502-10	P60	G6801-LL-08	P176	G9043X	P28	GA11969	P54
G6502-10	P61	G6801-LL-10	P164	G9272X	P28	GA11971	P54
G6502-10	P66	G6801-LL-10	P164	G9273X	P28	GA11982	P4
G6502-10	P78	G6803-08	P174	G9275X	P28	GA11987	P60
G6502-10	P80	G6804-12	P74	G9277X	P28	GA11992	P120
G6502-12	P60	G6804-12-12-8	P74	G9308X	P28	GA11993	P120
G6502-12	P61	G7100-110	P229	G9310X	P72	GA11994	P120
G6502-12	P62	G7100-111	P229	G9569X	P104	GA11995	P121
G6502-12	P66	G7100-116	P229	GA0167	P138	GA11997	P120
G6502-12	P68	G7100-153	P228	GA0237	P193	GA12104	P120
G6502-12	P74	G7100-177	P228	GA0245	P138	GA12108	P196
G6502-12	P78	G7100-201	P229	GA0257	P138	GA12109	P196
G6502-12	P80	G7100-208	P228	GA0895	P136	GA12143	P20
G6502-12	P84	G7100-234	P228	GA10036	P200	GA12163	P103
G6502-12	P166	G7100-247	P228	GA10037	P200	GA12164	P103
G6602-06	P80	G7100-252	P228	GA10137	P20	GA12235	P44
G6801-06	P76	G7100-258	P221	GA10138	P134	GA12235	P46
G6801-06	P162	G7100-258	P221	GA10139	P134	GA12236	P42
G6801-06-08	P146	G7100-258	P222	GA10139	P134	GA12236	P44
G6801-06-08	P148	G7100-259	P220	GA10149	P62	GA12236	P46
G6801-06-08	P174	G7100-259	P221	GA10151	P8	GA12265	P102
G6801-08	P141	G7100-259	P222	GA10151	P20	GA12299	P106
G6801-08	P162	G7100-259	P224	GA10151	P58	GA12300	P102
G6801-08	P165	G7100-260	P221	GA10151	P94	GA12306	P112
G6801-08	P174	G7100-260	P221	GA10155	P20	GA12306	P146
G6801-08	P176	G7100-260	P222	GA10157	P2	GA12330	P212
G6801-10	P164	G7100-262	P221	GA10161	P54	GA12403	P92
G6801-10	P169	G7100-329	P229	GA10206	P180	GA12537	P188
G6801-10	P74	G7100-334	P230	GA10635	P60	GA12538	P184
G6801-10	P165	G7100-341	P227	GA10799	P60	GA12539	P182
G6801-10	P177	G7100-352	P229	GA10799	P76	GA12540	P188
G6801-10-08	P166	G7100-370	P224	GA10917	P68	GA12552	P182
G6801-10-08	P167	G7100-375	P229	GA10917	P74	GA12553	P182
G6801-10-12	P72	G7100-376	P226	GA10917	P84	GA12557	P188
G6801-10-12	P76	G7100-377	P226	GA10918	P72	GA12558	P188



Part No.	Page	Part No.	Page	Part No.	Page	Part No.	Page
GA12559	P188	GA13191	P148	GA13626	P204	GA13954	P158
GA12563	P184	GA13204	P134	GA13631	P60	GA13957	P150
GA12564	P188	GA13220	P166	GA13631	P84	GA13961	P110
GA12565	P186	GA13221	P166	GA13632	P204	GA13962	P108
GA12565	P113	GA13222	P166	GA13633	P165	GA13963	P108
GA12566	P188	GA13223	P166	GA13655	P108	GA13965	P171
GA12567	P188	GA13224	P166	GA13655	P110	GA13966	P171
GA12568	P188	GA13234	P51	GA13657	P108	GA13971	P123
GA12596	P188	GA13236	P130	GA13657	P110	GA13972	P123
GA12598	P188	GA13251	P114	GA13661	P165	GA13980	P184
GA12629	P120	GA13253	P142	GA13665	P103	GA13994	P140
GA12661	P113	GA13299	P60	GA13667	P60	GA13998	P146
GA12667	P166	GA13340	P142	GA13670	P60	GA13998	P148
GA12675	P55	GA13341	P102	GA13671	P60	GA14004	P86
GA12676	P55	GA13359	P71	GA13673	P103	GA14005	P86
GA12677	P55	GA13360	P71	GA13674	P72	GA14011	P180
GA12727	P178	GA13397	P184	GA13675	P72	GA14015	P181
GA12802	P74	GA13398	P120	GA13679	P47	GA14016	P180
GA12812	P76	GA13399	P120	GA13683	P47	GA14031	P94
GA12812	P186	GA13428	P71	GA13685	P102	GA14037	P90
GA12812	P60	GA13433	P71	GA13687	P72	GA14038	P90
GA12812	P118	GA13435	P72	GA13688	P71	GA14040	P90
GA12812	P184	GA13436	P71	GA13711	P100	GA14044	P100
GA12834	P132	GA13487	P141	GA13712	P100	GA14045	P100
GA12835	P132	GA13490	P72	GA13713	P100	GA14046	P100
GA12836	P132	GA13490	P172	GA13716	P206	GA14047	P100
GA12852	P182	GA13519	P118	GA13717	P206	GA14048	P100
GA12853	P182	GA13523	P112	GA13719	P138	GA14049	P205
GA12868	P182	GA13543	P72	GA13719	P140	GA14050	P206
GA12869	P126	GA13548	P112	GA13734	P88	GA14052	P100
GA12870	P126	GA13548	P154	GA13735	P88	GA14053	P100
GA12888	P130	GA13553	P72	GA13741	P164	GA14054	P100
GA12889	P111	GA13556	P154	GA13750	P180	GA14105	P204
GA12892	P112	GA13560	P114	GA13752	P180	GA14111	P206
GA12912	P178	GA13562	P182	GA13764	P140	GA14112	P206
GA13017	P136	GA13563	P134	GA13768	P102	GA14116	P184
GA13021	P151	GA13564	P134	GA13775	P106	GA14116	P184
GA13022	P150	GA13572	P182	GA13776	P84	GA14127	P120
GA13026	P150	GA13587	P58	GA13777	P84	GA14129	P92
GA13028	P146	GA13588	P50	GA13782	P100	GA14133	P92
GA13034	P164	GA13597	P130	GA13783	P103	GA14134	P204
GA13036	P180	GA13605	P130	GA13785	P112	GA14135	P92
GA13038	P180	GA13614	P208	GA13786	P112	GA14136	P92
GA13078	P165	GA13617	P208	GA13799	P181	GA14162	P216
GA13079	P165	GA13619	P208	GA13904	P149	GA14163	P216
GA13094	P112	GA13620	P208	GA13933	P60	GA14166	P216
GA13094	P148	GA13621	P112	GA13935	P158	GA14167	P216
GA13114	P140	GA13622	P206	GA13938	P158	GA14168	P216
GA13169	P120	GA13623	P206	GA13939	P158	GA14169	P216
GA13171	P110	GA13623	P210	GA13940	P108	GA14190	P116
GA13173	P141	GA13624	P204	GA13940	P110	GA14191	P116
GA13174	P141	GA13625	P204	GA13945	P128	GA14192	P206



# Numerical Index

M0260-02

Model 3660

Part No.	Page	Part No.	Page	Part No.	Page	Part No.	Page
GA14195	P66	GA16351	P188	GA18208	P26	GA22203	P111
GA14199	P116	GA16355	P189	GA18775	P28	GA22213	P28
GA14212	P116	GA16374	P8	GA19112	P28	GA22270	P206
GA14251	P44	GA16374	P186	GA19113	P28	GA22273	P120
GA14379	P102	GA16374	P188	GA19114	P28	GA22310	P206
GA14412	P136	GA16374	P189	GA19115	P28	GA22684	P114
GA14413	P136	GA16375	P186	GA2007	P20	GA2528	P180
GA14446	P74	GA16375	P188	GA20110	P28	GA2612	P181
GA14448	P182	GA16376	P186	GA20111	P28	GA2660	P206
GA14449	P182	GA16376	P188	GA2012L	P10	GA3407	P162
GA14450	P188	GA16381	P186	GA2012R	P10	GA3413	P164
GA14452	P188	GA16381	P188	GA2014	P10	GA3584	P164
GA14484	P116	GA16382	P186	GA2014	P14	GA3584	P180
GA14516	P134	GA16382	P188	GA2014	P40	GA4286	P193
GA14518	P134	GA16383	P186	GA2014	P42	GA4287	P193
GA14521	P134	GA16383	P188	GA2014	P44	GA4293	P63
GA14522	P134	GA16388	P118	GA2014	P46	GA4293	P165
GA14572	P76	GA16389	P180	GA2014	P198	GA4293	P167
GA14574	P75	GA16393	P186	GA2019	P24	GA4376	P136
GA14760	P131	GA16393	P188	GA2020	P24	GA4377	P136
GA14761	P131	GA16428	P204	GA20254	P21	GA4444	P30
GA14822	P86	GA16428	P205	GA20341	P98	GA4722	P134
GA14823	P88	GA16826	P186	GA20346	P28	GA4722	P134
GA14846	P118	GA16826	P188	GA2054	P14	GA4723	P134
GA14847	P60	GA16829	P186	GA20622	P28	GA4723	P134
GA14847	P76	GA16829	P188	GA20640	P20	GA4729	P134
GA14942	P86	GA16830	P6	GA20640	P96	GA4976	P206
GA14942	P88	GA16831	P188	GA20640	P98	GA4995	P102
GA15151	P138	GA16832	P189	GA2068	P208	GA5090	P208
GA15197	P16	GA16833	P189	GA20746	P28	GA5105	P50
GA15197	P17	GA16834	P189	GA2075	P34	GA5105	P114
GA15288	P186	GA16868	P6	GA20879	P28	GA5107	P50
GA15290	P186	GA16923	P184	GA20902	P184	GA5108	P47
GA15312	P46	GA16997	P90	GA2094	P35	GA5108	P113
GA15355	P67	GA17070	P100	GA21030	P141	GA5109	P50
GA15415	P194	GA17077	P96	GA21030	P159	GA5109	P47
GA15416	P194	GA17077	P98	GA21309	P96	GA5111	P208
GA15420	P90	GA17079	P100	GA21309	P98	GA5114	P113
GA15452	P75	GA1720	P6	GA21406	P60	GA5121	P126
GA15499	P61	GA1720	P8	GA21406	P76	GA5651	P6
GA15499	P78	GA1720	P54	GA2148	P136	GA5654	P40
GA15499	P80	GA17200	P186	GA21515	P184	GA5654	P42
GA15499	P174	GA17399	P140	GA21695	P180	GA5654	P44
GA15499	P176	GA17400	P140	GA21696	P180	GA5654	P46
GA15882	P186	GA17401	P140	GA21697	P180	GA5654	P198
GA15883	P186	GA17402	P140	GA21698	P180	GA5698	P26
GA15884	P186	GA17542	P186	GA2180	P4	GA5699	P26
GA16145	P217	GA17543	P186	GA2180	P47	GA5715	P38
GA16157	P204	GA17544	P188	GA2180	P47	GA5715	P40
GA16157	P205	GA17545	P186	GA2180	P58	GA5718	P40
GA16343	P186	GA17546	P186	GA2180	P113	GA5719	P38
GA16350	P186	GA18201	P24	GA22165	P16	GA5719	P40

Part No.	Page	Part No.	Page	Part No.	Page	Part No.	Page
GA5787	P54	GA7123	P113	GA8760	P44	GB0120	P24
GA5794	P26	GA7137	P116	GA8816	P144	GB0186	P6
GA5795	P26	GA7154	P50	GA8818	P112	GB0205	P193
GA5796	P26	GA7154	P208	GA8818	P144	GB0206	P194
GA5834	P26	GA7180	P208	GA8859	P158	GB0209	P194
GA5853	P138	GA7239	P194	GA8877	P192	GB0210	P194
GA5887	P193	GA7240	P194	GA8877	P200	GB0212	P192
GA5892	P38	GA7255	P26	GA8882	P146	GB0213	P46
GA5982	P26	GA7433	P102	GA8882	P148	GB0213	P193
GA6038	P26	GA7434	P134	GA8882	P154	GB0213	P216
GA6108	P180	GA7434	P136	GA8931	P214	GB0218	P6
GA6109	P180	GA7445	P198	GA8979	P158	GB0218	P20
GA6168	P26	GA7446	P198	GA8983	P196	GB0218	P46
GA6171	P12	GA7845	P206	GA9088	P142	GB0218	P46
GA6171	P14	GA7858	P184	GA9097	P164	GB0218	P54
GA6171	P16	GA7859	P184	GA9098	P162	GB0218	P102
GA6171	P16	GA7862	P180	GA9105	P55	GB0218	P140
GA6171	P192	GA7863	P180	GA9130	P58	GB0218	P193
GA6171	P200	GA7949	P12	GA9131	P46	GB0218	P108
GA6171	P58	GA7975	P2	GA9145	P140	GB0218	P110
GA6182	P26	GA7975	P12	GA9205	P102	GB0218	P142
GA6184	P26	GA7976	P12	GA9205	P160	GB0218	P208
GA6187	P26	GA7998	P198	GA9357	P208	GB0230	P102
GA6434	P16	GA7999	P198	GA9407	P214	GB0239	P14
GA6434	P58	GA8026	P184	GA9407	P210	GB0239	P16
GA6478	P26	GA8046	P184	GA9433	P196	GB0254	P16
GA6527	P210	GA8047	P184	GA9434	P196	GB0265	P2
GA6597	P16	GA8050	P184	GA9437	P196	GB0266	P2
GA6618	P14	GA8092	P114	GA9472	P200	GB0267	P2
GA6619	P14	GA8305	P192	GA9481	P180	GB0268	P14
GA6620	P14	GA8306	P192	GA9547	P94	GB0268	P16
GA6633	P26	GA8324	P10	GA9559	P102	GB0274	P2
GA6699	P124	GA8326	P31	GA9559	P155	GB0276	P12
GA6699	P127	GA8328	P118	GA9564	P196	GB0278	P20
GA6699	P180	GA8328	P180	GA9714	P21	GB0278	P31
GA6700	P180	GA8329	P118	GA9714	P58	GB0282	P16
GA6701	P180	GA8343	P24	GA9840	P124	GB0285	P2
GA6733	P14	GA8364	P31	GA9840	P126	GB0291	P46
GA6741	P34	GA8366	P31	GA9844	P46	GB0292	P102
GA6761	P123	GA8371	P30	GA9845	P46	GB0296	P196
GA6801	P14	GA8393	P116	GA9846	P208	GB0301	P10
GA6832	P42	GA8603	P36	GA9861	P46	GB0301	P54
GA6833	P42	GA8603	P46	GA9862	P46	GB0309	P124
GA6834	P42	GA8603	P196	GA9865	P46	GB0309	P126
GA6838	P42	GA8641	P36	GA9964	P60	GB0314	P20
GA6907	P34	GA8641	P46	GA9964	P76	GB0314	P54
GA6966	P196	GA8651	P55	GA9964	P118	GB0315	P217
GA6975	P181	GA8651	P47	GA9978	P184	GB0322	P196
GA7016	P102	GA8688	P194	GA9979	P184	GB0323	P196
GA7022	P102	GA8689	P194	GB0110	P24	GB0331	P8
GA7023	P162	GA8731	P181	GB0115	P31	GB0331	P20
GA7123	P47	GA8738	P180	GB0116	P31	GB0331	P96

Part No.	Page	Part No.	Page	Part No.	Page	Part No.	Page
GB0331	P98	GB0448	P84	GD0914-78	P47	GD1065	P8
GB0331	P58	GB0455	P96	GD0914-78	P113	GD1083	P24
GB0331	P94	GB0455	P98	GD10036	P6	GD1085	P16
GB0366	P6	GB0455	P94	GD10057-01	P227	GD1085	P58
GB0383	P44	GB0464	P44	GD10057-02	P227	GD1086	P12
GB0387	P42	GB0501	P86	GD10057-03	P227	GD10963	P34
GB0387	P44	GB0501	P88	GD10057-04	P227	GD10984	P34
GB0387	P46	GB0502	P86	GD10057-11	P227	GD10991	P12
GB0389	P4	GB0502	P88	GD10057-12	P227	GD10993	P2
GB0390	P4	GB0554	P138	GD10057-14	P227	GD11017	P10
GB0391	P4	GB0574	P94	GD10057-15	P227	GD1104	P194
GB0392	P4	GB0634	P90	GD10057-17	P227	GD11045	P4
GB0393	P4	GB0635	P90	GD10057-18	P227	GD11089	P180
GB0395	P4	GB0673	P90	GD10057-19	P227	GD11089	P184
GB0396	P4	GB0674	P90	GD10088	P142	GD1109	P14
GB0397	P4	GB0675	P90	GD10103	P116	GD1109	P16
GB0398	P4	GB0676	P28	GD10104	P116	GD1109	P58
GB0400	P196	GB0697	P28	GD10123	P116	GD11120	P116
GB0405	P196	GB0717	P96	GD10207	P159	GD11122	P26
GB0409	P216	GB0717	P98	GD10242	P194	GD11123	P205
GB0410	P24	GB0780	P28	GD1026	P2	GD11124	P205
GB0421	P72	GB0815	P28	GD1026	P8	GD1113	P6
GB0422	P112	GB0816	P28	GD1026	P30	GD1113	P54
GB0423	P112	GB0818	P28	GD1026	P50	GD1113	P194
GB0423	P112	GB0823	P28	GD1026	P54	GD1115L	P34
GB0425	P81	GB0827	P64	GD1026	P196	GD1115R	P34
GB0425	P82	GB0901	P96	GD10273	P194	GD1116	P34
GB0427	P86	GB0901	P98	GD10273	P216	GD11178	P198
GB0427	P88	GB0902	P28	GD10283	P138	GD1118	P34
GB0428	P96	GB0907	P28	GD10296	P216	GD11188	P198
GB0428	P98	GB0910	P28	GD10303	P194	GD11218	P54
GB0429	P81	GB0920	P28	GD10304	P194	GD11219	P30
GB0429	P82	GB0921	P28	GD1041	P24	GD11223	P204
GB0430	P86	GB0926	P28	GD1042	P24	GD11239	P20
GB0430	P88	GB0926	P96	GD10473	P10	GD11239	P30
GB0430	P94	GB0968	P54	GD10473	P14	GD11239	P31
GB0431	P86	GB0973	P28	GD10487	P194	GD11240	P31
GB0431	P88	GD0453-02	P140	GD10519	P44	GD11259	P2
GB0433	P86	GD0453-03	P58	GD10519	P46	GD11264	P55
GB0433	P88	GD0453-08	P140	GD10531	P111	GD11265	P198
GB0434	P86	GD0453-08	P58	GD10538-07	P140	GD11266	P198
GB0434	P88	GD0453-11	P140	GD10538-09	P72	GD11279	P21
GB0435	P88	GD0746	P138	GD10538-13	P72	GD11279	P58
GB0435	P86	GD0829	P131	GD10538-15	P106	GD11286	P24
GB0436	P86	GD0840	P138	GD10543	P116	GD11297	P31
GB0436	P88	GD0914-138	P47	GD10552	P198	GD11305	P30
GB0438	P86	GD0914-138	P113	GD1059L	P30	GD11306	P10
GB0438	P88	GD0914-30	P58	GD1059R	P30	GD11311	P24
GB0444	P86	GD0914-49	P114	GD1060	P30	GD11313	P17
GB0444	P88	GD0914-52	P50	GD1061	P31	GD1132	P40
GB0445	P94	GD0914-54	P48	GD1063	P31	GD1132	P42
GB0446	P94	GD0914-75	P113	GD1065	P2	GD1132	P44

Part No.	Page	Part No.	Page	Part No.	Page	Part No.	Page
GD1132	P46	GD12106	P148	GD14398	P36	GD16598	P206
GD1132	P198	GD12121	P149	GD14512	P116	GD16598	P208
GD11413	P20	GD12135	P151	GD14513	P116	GD16598	P210
GD11413	P31	GD12139	P155	GD14626	P64	GD16608	P68
GD11422	P6	GD12139	P160	GD14627	P64	GD16608	P74
GD11423	P12	GD12208	P151	GD14910	P146	GD16644	P74
GD11423	P192	GD12224	P151	GD14910	P148	GD16839	P60
GD11423	P200	GD12522	P146	GD15100	P103	GD16992	P60
GD11424	P30	GD12522	P148	GD1512	P227	GD17014	P2
GD1143	P35	GD12522	P154	GD15406	P134	GD17051	P50
GD1144	P35	GD12539	P151	GD15537	P50	GD17052	P55
GD1145	P35	GD12541	P151	GD15605	P204	GD17052	P64
GD11453	P12	GD12561	P21	GD15623	P154	GD17141	P120
GD11474	P184	GD12561	P21	GD15624	P124	GD17143	P120
GD11490	P136	GD12561	P94	GD15624	P126	GD17143	P120
GD11508	P17	GD12597	P158	GD15698	P24	GD17150-03	P121
GD11509	P17	GD12676	P196	GD15699	P26	GD17150-04	P118
GD11528	P24	GD12677	P196	GD15725	P103	GD17150-04	P121
GD11557	P196	GD12679	P196	GD15789	P60	GD17150-06	P118
GD11558	P196	GD12684	P198	GD15790	P60	GD17150-08	P121
GD11579	P146	GD12685	P196	GD15792-18	P64	GD17150-09	P121
GD11579	P148	GD12724	P18	GD15803	P60	GD17150-12	P121
GD1162	P227	GD12817	P46	GD15803	P76	GD17151-06	P120
GD11649	P55	GD12818	P162	GD15804	P60	GD17151-20	P60
GD11677	P36	GD12826	P46	GD15804	P76	GD17151-20	P76
GD11700	P63	GD12827	P46	GD15849-02	P60	GD17154	P120
GD11700	P210	GD12829	P46	GD15849-02	P76	GD17156	P120
GD11787	P24	GD13146	P164	GD15867-01	P124	GD17180	P132
GD11836	P198	GD13170	P155	GD15867-01	P126	GD1719	P58
GD11845	P2	GD13170	P160	GD15867-04	P66	GD17245	P103
GD11845	P10	GD13171	P160	GD15950	P18	GD17479	P132
GD11845	P14	GD13172	P155	GD16035	P73	GD1755	P26
GD11953	P192	GD13172	P160	GD16036	P73	GD17758	P124
GD11953	P200	GD13173	P155	GD16037	P68	GD17758	P126
GD11954	P192	GD13173	P160	GD16037	P74	GD17765	P106
GD11954	P200	GD13287	P196	GD16037	P84	GD17794	P4
GD11962	P2	GD13309	P200	GD16038	P68	GD18009	P130
GD11962	P8	GD13310	P164	GD16038	P74	GD18010	P121
GD11962	P30	GD13310	P162	GD16038	P84	GD18010	P118
GD11963-04	P4	GD13310	P180	GD16040	P74	GD18011	P4
GD11970	P158	GD13348	P164	GD16188	P63	GD18011	P121
GD11984	P158	GD13348	P180	GD16226	P103	GD18015	P58
GD11985	P150	GD13361	P2	GD16245	P2	GD18071-03	P108
GD11993	P184	GD13400	P155	GD16303	P103	GD18071-03	P110
GD12012	P150	GD13400	P160	GD16418-02	P140	GD18073	P55
GD12072	P151	GD13401	P136	GD16489	P114	GD18073	P47
GD12085	P154	GD13425	P155	GD16490	P114	GD18074	P55
GD12102	P159	GD13706-02	P217	GD16561	P96	GD18074	P47
GD12102	P150	GD14065	P16	GD16561	P98	GD18078	P120
GD12104	P151	GD14170	P46	GD16598	P196	GD18084	P120
GD12104	P158	GD14217	P6	GD16598	P47	GD18118	P184
GD12106	P146	GD14308	P159	GD16598	P58	GD18135	P55

Part No.	Page	Part No.	Page	Part No.	Page	Part No.	Page
GD18136	P55	GD18795-01	P130	GD19288	P72	GD19508	P86
GD18168	P184	GD18796	P118	GD19292	P36	GD19508	P88
GD18176	P188	GD18811	P165	GD19292	P46	GD19509	P94
GD18274	P121	GD18811	P166	GD19316	P154	GD19512	P71
GD18275	P181	GD18815	P140	GD19330	P130	GD19513	P71
GD18343	P178	GD18817	P102	GD19331	P130	GD19516	P72
GD18407	P182	GD18827	P141	GD19332	P130	GD19517	P76
GD18408	P182	GD18828	P112	GD19333	P24	GD19587	P127
GD18433	P123	GD18828	P141	GD19353	P112	GD19587	P124
GD18433	P126	GD18830	P106	GD19355	P112	GD19588	P127
GD18434	P126	GD18831	P102	GD19356	P112	GD19596	P51
GD18435	P126	GD18832	P102	GD19358	P112	GD19599	P50
GD18509	P164	GD18835	P112	GD19360	P50	GD19606	P141
GD18515	P151	GD18840	P111	GD19366	P106	GD19609	P88
GD18519	P150	GD18841	P111	GD19382	P112	GD19613	P180
GD18524	P146	GD18842	P111	GD19383-01	P131	GD19614	P88
GD18524	P148	GD18849	P112	GD19388	P130	GD19619	P88
GD18528	P151	GD18873	P66	GD19393	P208	GD19620	P90
GD18528	P154	GD18888	P106	GD19401	P208	GD19635	P86
GD18540	P140	GD18889	P140	GD19413	P106	GD19635	P88
GD18545	P124	GD18893	P130	GD19422	P206	GD19639	P84
GD18545	P126	GD18894	P130	GD19423	P206	GD19639	P84
GD18598	P130	GD18895	P130	GD19429	P72	GD19639	P206
GD1862	P206	GD18896	P130	GD19430	P108	GD19655	P108
GD18643	P134	GD18954	P100	GD19430	P110	GD19656	P106
GD18663	P112	GD18954	P204	GD19440	P165	GD19658-01	P84
GD18663	P124	GD18968	P68	GD19448	P204	GD19659-01	P84
GD18663	P126	GD19001	P149	GD19460	P60	GD19661-01	P140
GD18672	P166	GD19002	P149	GD19461	P164	GD19662	P144
GD18676	P134	GD19003	P149	GD19462	P108	GD19665	P86
GD18695	P124	GD19007	P130	GD19462	P110	GD19665	P88
GD18695	P126	GD19007	P216	GD19465	P106	GD19690-03	P90
GD18696	P130	GD19008	P130	GD19468	P103	GD19690-04	P90
GD18697	P130	GD19076	P134	GD19469	P60	GD19695	P86
GD18698	P130	GD19077	P113	GD19470	P60	GD19695	P88
GD18704	P24	GD19079	P120	GD19480	P141	GD19696	P84
GD18705	P124	GD1908	P124	GD19481	P134	GD19783	P130
GD18705	P126	GD1908	P126	GD19482	P136	GD19790	P24
GD18709	P110	GD19080	P120	GD19483	P134	GD19793	P131
GD18710	P110	GD19085	P50	GD19484	P136	GD19798	P100
GD18716	P124	GD19087	P120	GD19485	P134	GD19808	P86
GD18716	P126	GD19089	P120	GD19491	P141	GD19808	P88
GD18732	P112	GD19090	P120	GD19492	P72	GD19812	P141
GD18747	P113	GD19092	P4	GD19492	P177	GD19825	P108
GD18748	P50	GD19123	P167	GD19493	P72	GD19825	P110
GD18750	P126	GD19129	P84	GD19493	P172	GD19832	P108
GD18751	P126	GD19186	P130	GD19493	P177	GD19833	P108
GD18752	P123	GD19225	P84	GD19496	P102	GD19834	P171
GD18752	P126	GD19249	P112	GD19497	P71	GD19842	P111
GD18767	P142	GD19261	P154	GD19498-01	P72	GD19852	P86
GD18787	P164	GD19274	P184	GD19498-01	P177	GD19854	P86
GD18794	P130	GD19275	P184	GD19504	P71	GD19856	P66

Part No.	Page	Part No.	Page	Part No.	Page	Part No.	Page
GD19856	P84	GD22974	P186	GD29413	P98	GD5857	P50
GD19858-01	P142	GD22975	P186	GD29459	P55	GD5857	P208
GD19863	P86	GD23002	P159	GD2947	P34	GD5857	P114
GD19864	P86	GD23773	P2	GD29507	P20	GD5857	P128
GD19864	P88	GD23773	P8	GD2971-09	P102	GD5887-14	P48
GD19865	P86	GD23774	P8	GD2971-10	P30	GD5949	P144
GD19865	P88	GD23995	P4	GD2971-26	P10	GD6291	P18
GD19893	P90	GD24126	P6	GD29798	P2	GD6291	P58
GD20009	P72	GD2423	P34	GD29798	P96	GD6291	P180
GD20035	P90	GD24352	P6	GD29806	P2	GD6553	P193
GD20036	P90	GD24385-01	P90	GD29806	P55	GD6825-13	P208
GD20037	P90	GD24386	P90	GD2984	P227	GD6825-9.875	P208
GD20060	P206	GD24388	P90	GD30263	P159	GD7089	P134
GD20094	P106	GD24545	P2	GD30264	P159	GD7089	P134
GD20095	P131	GD24545	P54	GD30725	P10	GD7137	P102
GD20104	P132	GD2460	P35	GD30725	P44	GD7147	P158
GD20105	P132	GD24753	P90	GD30882	P76	GD7148	P31
GD20122	P150	GD24754	P90	GD30902	P116	GD7258	P31
GD20156	P216	GD24879-01	P90	GD30903	P116	GD7318	P2
GD20165	P216	GD25147	P28	GD31305	P76	GD7318	P8
GD20166	P216	GD25147	P28	GD31306	P86	GD7426	P50
GD20167	P216	GD25189	P140	GD31306	P88	GD7803	P36
GD20168	P216	GD25522	P61	GD31307	P86	GD7803	P46
GD20201	P116	GD25522	P78	GD31307	P88	GD7804	P36
GD20202	P116	GD25522	P80	GD31353	P16	GD7804	P46
GD20203	P116	GD25522	P174	GD31511	P141	GD7817-01	P40
GD20282	P92	GD25522	P176	GD31518	P127	GD7817-04	P40
GD20469	P217	GD25568	P55	GD31518	P124	GD7817-04	P198
GD20922	P90	GD25569	P55	GD31519	P124	GD7817-18	P55
GD20923	P90	GD2558	P108	GD31519	P127	GD7823	P40
GD21080	P86	GD2558	P110	GD3180-12	P14	GD7864	P134
GD21080	P88	GD2558	P128	GD3180-30	P4	GD7864	P134
GD21094	P131	GD2558	P208	GD3180-34	P140	GD7878	P26
GD21142	P140	GD25644	P76	GD3421	P112	GD7889	P38
GD21143	P141	GD2597	P138	GD3537-18	P106	GD7889	P40
GD2117	P124	GD26264	P92	GD3612	P2	GD7889	P208
GD2117	P127	GD26419	P24	GD3623	P206	GD7890	P38
GD2117	P227	GD26593	P28	GD3860	P181	GD7890	P40
GD21274	P120	GD26973	P44	GD3951	P206	GD7900	P193
GD21278	P60	GD2721	P140	GD4086	P174	GD7904-02	P194
GD21278	P76	GD2721	P217	GD4086	P176	GD7907	P194
GD21300	P76	GD27232	P160	GD4230	P216	GD7907	P216
GD21308	P90	GD27233	P144	GD4632	P144	GD7908	P193
GD21337	P6	GD27234	P159	GD4887-14	P50	GD7911	P192
GD21540	P138	GD27237	P146	GD4887-16	P50	GD7912	P194
GD2169	P132	GD27607	P90	GD4887-17	P51	GD7962	P193
GD2199	P219	GD2829	P181	GD4887-18	P50	GD7962	P198
GD2199	P124	GD28390	P2	GD5173	P106	GD8066-02	P164
GD2199	P126	GD28631	P28	GD5625	P102	GD8188	P102
GD22691	P162	GD28776	P28	GD5752	P208	GD8189	P102
GD22965	P180	GD29339	P94	GD5753	P208	GD8218	P192
GD22968	P186	GD29413	P96	GD5857	P42	GD8224	P194



Part No.	Page	Part No.	Page	Part No.	Page	Part No.	Page
GD8237	P26	GR0155MPP	P229	GR1037	P162	GR1466	P74
GD8238	P193	GR0188	P193	GR1037	P162	GR1466	P164
GD8239	P194	GR0193	P112	GR1037	P164	GR1466	P164
GD8247	P193	GR0193	P124	GR1037	P164	GR1466	P169
GD8249	P6	GR0193	P126	GR1037	P166	GR1466	P177
GD8266	P38	GR0193	P128	GR1037	P167	GR1466	P63
GD8276	P194	GR0196	P31	GR1037	P167	GR1466	P74
GD8276	P110	GR0196	P54	GR1037	P171	GR1466	P74
GD8307	P40	GR0196	P96	GR1037	P171	GR1466	P162
GD8308	P192	GR0196	P128	GR1037	P174	GR1466	P164
GD8460	P16	GR0196	P98	GR1037	P174	GR1466	P164
GD8739	P180	GR0196	P2	GR1037	P174	GR1466	P164
GD8740	P180	GR0201	P128	GR1037	P176	GR1466	P165
GD8741	P180	GR0270	P136	GR1037	P176	GR1466	P166
GD8778	P26	GR0367	P112	GR1037	P176	GR1466	P176
GD8893-01	P54	GR0375	P124	GR1045	P62	GR1466	P177
GD8893-11	P112	GR0375	P126	GR1045	P76	GR1467	P76
GD9093	P102	GR0434	P136	GR1045	P162	GR1467	P62
GD9120	P16	GR0508	P205	GR1045	P63	GR1467	P62
GD9120	P58	GR0508	P206	GR1045	P63	GR1467	P63
GD9254	P36	GR0513	P205	GR1045	P162	GR1467	P74
GD9254	P46	GR0513	P206	GR1045	P162	GR1467	P84
GD9290	P14	GR0594	P184	GR1045	P167	GR1467	P177
GD9305	P14	GR0664	P24	GR1104	P212	GR1467	P177
GD9529	P168	GR0761	P164	GR1112	P212	GR1517	P148
GD9529	P168	GR0761	P168	GR1116	P212	GR1517	P146
GD9530	P168	GR0763	P164	GR1118	P212	GR1517	P154
GD9530	P168	GR0763	P168	GR1120	P212	GR1519	P158
GD9562	P14	GR0764	P168	GR1123	P212	GR1533	P214
GD9667	P116	GR0764	P162	GR1124	P212	GR1535	P214
GD9671	P116	GR0911	P128	GR1134	P212	GR1540	P214
GD9672	P116	GR0912	P50	GR1208	P124	GR1541	P214
GD9695	P55	GR0912	P50	GR1208	P127	GR1542	P214
GD9705	P192	GR0912	P128	GR1208	P180	GR1543	P212
GD9706	P192	GR1037	P141	GR1220	P67	GR1543	P214
GD9709	P192	GR1037	P158	GR1221	P67	GR1544	P214
GD9715	P42	GR1037	P164	GR1245	P67	GR1545	P214
GD9720	P42	GR1037	P164	GR1246	P67	GR1559	P214
GD9724	P42	GR1037	P174	GR1290	P181	GR1561	P214
GD9724	P44	GR1037	P72	GR1292	P181	GR1566	P214
GD9724	P46	GR1037	P144	GR1303	P116	GR1567	P214
GD9724	P198	GR1037	P146	GR1304	P116	GR1568	P214
GD9896	P181	GR1037	P146	GR1305	P116	GR1569	P24
GD9905	P162	GR1037	P148	GR1306	P116	GR1570MPP	P230
GD9953	P102	GR1037	P148	GR1363	P181	GR1574	P214
GM0260-01	P230	GR1037	P150	GR1364	P181	GR1575	P214
GM0260-02	P230	GR1037	P151	GR1389	P212	GR1598	P155
GR0146	P230	GR1037	P154	GR1414	P184	GR1598	P160
GR0146MPP	P230	GR1037	P154	GR1415	P184	GR1708	P204
GR0150	P138	GR1037	P155	GR1445	P164	GR1709	P204
GR0151	P138	GR1037	P159	GR1465	P158	GR1734	P62
GR0155	P229	GR1037	P160	GR1465	P159	GR1736	P60

Part No.	Page	Part No.	Page	Part No.	Page	Part No.	Page
GR1736	P76	GR1927	P154	GR2024	P67		
GR1736	P184	GR1928	P151	GR2025	P74		
GR1777	P60	GR1929	P149	GR2041	P63		
GR1777	P76	GR1930	P144	GR2041	P165		
GR1777	P84	GR1936	P150	GR2041	P167		
GR1778	P120	GR1939	P165	GR2043	P164		
GR1786	P74	GR1941	P205	GR2109	P76		
GR1790	P114	GR1941	P206	GR2152	P102		
GR1795	P212	GR1941	P204	GR2153	P102		
GR1797	P212	GR1943	P120	GR2154	P24		
GR1799	P212	GR1945	P166	GR2179	P76		
GR1801	P212	GR1947	P81	GR2185	P212		
GR1802	P212	GR1947	P82	GR2190	P62		
GR1804	P212	GR1951	P120	GR2217	P230		
GR1805	P212	GR1952	P120	GR2218	P71		
GR1806	P212	GR1953	P120	GR2233	P121		
GR1808	P212	GR1956	P180				
GR1828	P230	GR1956	P124				
GR1834	P71	GR1956	P127				
GR1834	P74	GR1956	P180				
GR1835	P182	GR1957	P127				
GR1836	P182	GR1957	P180				
GR1838	P182	GR1957	P124				
GR1839	P182	GR1958	P124				
GR1842MPP	P230	GR1958	P127				
GR1843	P120	GR1958	P180				
GR1846	P165	GR1960	P75				
GR1847	P166	GR1961	P76				
GR1848	P24	GR1965	P75				
GR1870	P67	GR1966	P76				
GR1871	P67	GR1967	P76				
GR1872	P67	GR1968	P76				
GR1874	P67	GR1969	P76				
GR1901	P72	GR1977	P76				
GR1902	P72	GR1978	P76				
GR1903	P72	GR1979	P76				
GR1904	P72	GR1998	P67				
GR1905	P72	GR1999	P67				
GR1906	P72	GR2000	P76				
GR1907	P72	GR2003	P212				
GR1908	P72	GR2012	P67				
GR1909	P72	GR2013	P67				
GR1912	P134	GR2014	P67				
GR1916	P182	GR2015	P67				
GR1917	P210	GR2016	P67				
GR1918	P210	GR2017	P67				
GR1919	P204	GR2018	P67				
GR1921	P120	GR2019	P67				
GR1924	P148	GR2020	P67				
GR1924	P146	GR2021	P67				
GR1925	P159	GR2022	P67				
GR1926	P150	GR2023	P67				