

MODEL 3600 PIVOT FOLD PLANTER PARTS MANUAL

M0259-02

Rev. 5/16

This manual applies to:

Model: 3600 Twin-Line Planters:

- 12 Row 30" and 16 Row 30" "Y" Hitch Conventional and ASD Machines;
2015 Production and on

- 16 Row 7.5" Twin Row "Y" Hitch; 2015 Production and on

Record the model number and serial number of your planter along with date purchased:

Serial Number _____

Date Purchased _____

Information in this manual was current at time of printing. However, due to Kinze's ongoing product improvement, production changes may cause your machine to appear slightly different in detail. Kinze Manufacturing, Inc. reserves the right to change specifications or design without notice and without incurring obligation to install the same on machines previously manufactured.

Right hand (R.H.) and left hand (L.H.), as used throughout this manual, are determined by facing in the direction the machine will travel when in use, unless otherwise stated.

ROW UNIT

Shank Assembly, Seed Tube, and Depth Adjustment P1
 Pneumatic Down Pressure Package Option P3
 Parallel Arms, Mounting Support Plate, and Quick Adjustable Down Forces Springs Option. P5
 Ag Leader Electric Clutch P7
 15" Seed Opener Disc Blade/Bearing Assembly and Scrapers P9
 Gauge Wheels P11
 Covering Discs/Single Press Wheel. P13
 "V" Closing Wheels P15
 Drag Closing Attachment. P17
 Row Unit Light Mount Bracket and Extension P18
 Hopper Support and Meter Drive. P19
 Seed Hopper and Lid. P22
 Finger Pickup Seed Meter P23
 Brush-Type Seed Meter P25
 Vacuum Seed Meter P27
 Granular Chemical Hopper and Hopper Panel Extension P29
 Granular Chemical Meter and Meter Drive P31
 Granular Chemical Banding Options P33
 Spring Tooth Incorporator P35
 Row Unit Mounted No Till Coulter P36
 Row Unit Mounted Bed Leveler P37
 Row Unit Mounted Disc Furrower P39
 Row Unit Mounted Residue Wheel P41
 Coulter Mounted Residue Wheels P43
 Frame Mounted Coulter W/Residue Wheels P45

INTERPLANT

Interplant Push Row Unit. P47
 Interplant Push Row Unit Drive P51
 Ag Leader Electric Clutch, Push Unit. P53

VACUUM SYSTEM

Manifolds and Mounts P55
 Vacuum System. P59
 Vacuum Fan Hydraulic Components P61
 Vacuum Manifolds and Hoses, 12 Row P63
 Vacuum Manifolds and Hoses, 16 Row P64
 PTO Pump Drive and Oil Cooler Option P65

BULK FILL

Bulk Fill Fan Mounts P67
 Bulk Fill Fan Hydraulic Components (Mechanical) P69
 Bulk Fill Fan Hydraulic Components (Vacuum) P71

Bulk Fill Fan System P73
 Bulk Fill Hoses, 12 Row P75
 Bulk Fill Hoses, 16 Row P76
 Bulk Fill Manifolds and Distribution Hoses. P77
 Bulk Fill Entrainer Assembly, 12 Row P79
 Bulk Fill Entrainer Assembly, 16 Row P81
 Bulk Fill Tank Assembly P83
 Bulk Fill Scale Package P85
 Bulk Fill Mechanical Row Unit P87
 Bulk Fill Vacuum Row Unit. P89
 Bulk Fill Interplant Row Unit. P91
 Bulk Fill Catwalk. P93

BASE MACHINE

Outer Hitch. P95
 2-Point Hitch Option. P97
 Safety Chain P98
 Inner Hitch, "Y" P99
 Hose Take-Up P101
 Center Frame. P103
 Hydraulic Drive Package Option P105
 Wing Frame P107
 Weight Transfer Mechanism. P109
 Center Pivot P111
 Axle Assembly P113
 Ground Drive Wheel P117
 Contact Wheel and Drive Shaft(s) P119
 Seed Rate Transmission and Row Unit Drill Shafts P123
 Inner Module Drive. P125
 Point Row Clutch P127
 Two-Speed Point Row Clutch. P129
 Two-Speed Point Row Clutch Wheel Module Extension. P131
 Pneumatic Down Pressure Control Console, Sending Unit, and Harnesses P135
 Air Compressor, Dual Solenoid Assembly, Tubing, and Fittings P137
 Row Marker Assembly. P139
 Row Marker Stand. P142
 Row Marker Spindle/Hub/Blade. P143

HYDRAULICS

Row Marker Cylinder P145
 Rotation Cylinder P146
 Wing Lift Cylinder, 12 Row. P147
 Wing Lift Cylinder, 16 Row. P148
 Center Lift Cylinder P149
 Wing Lock Cylinder P152

Tongue Lock Cylinder	P153
Transport Latch Cylinder	P153
Wing Down Pressure Cylinder	P154
Tongue Cylinder	P155
Junction Block - Located on R.H. Side of Center Pivot . . .	P157
Junction/Valve Blocks - Located on R.H. Rear Center Frame	P159
Valve Blocks - Located on R.H. Rear Center Frame . . .	P161
Valve Block - Located on Hitch	P163
Wing Down Pressure Valve Block	P165
Hydraulic Motor Assembly (Mechanical)	P167
Hydraulic Motor Assembly (Vacuum)	P168
Optional Flow Control Needle Valve Kit	P169
Vacuum Fan Hydraulic Motor Assembly	P169
Vacuum Fan Motor Valve Block Assembly (Located Below Vacuum Fan Motor Assembly)	P170
Bulk Fill Fan Valve Block	P171
Solenoid Valve	P172
Hydraulic Hoses and Fittings on Hitch	P173
Hydraulic Hoses and Fittings on Planter Frame, 12 Row	P175
Hydraulic Hoses and Fittings on Planter Frame, 16 Row	P177
Wing Down Pressure Hydraulic Schematics (Mechanical and Vacuum)	P179

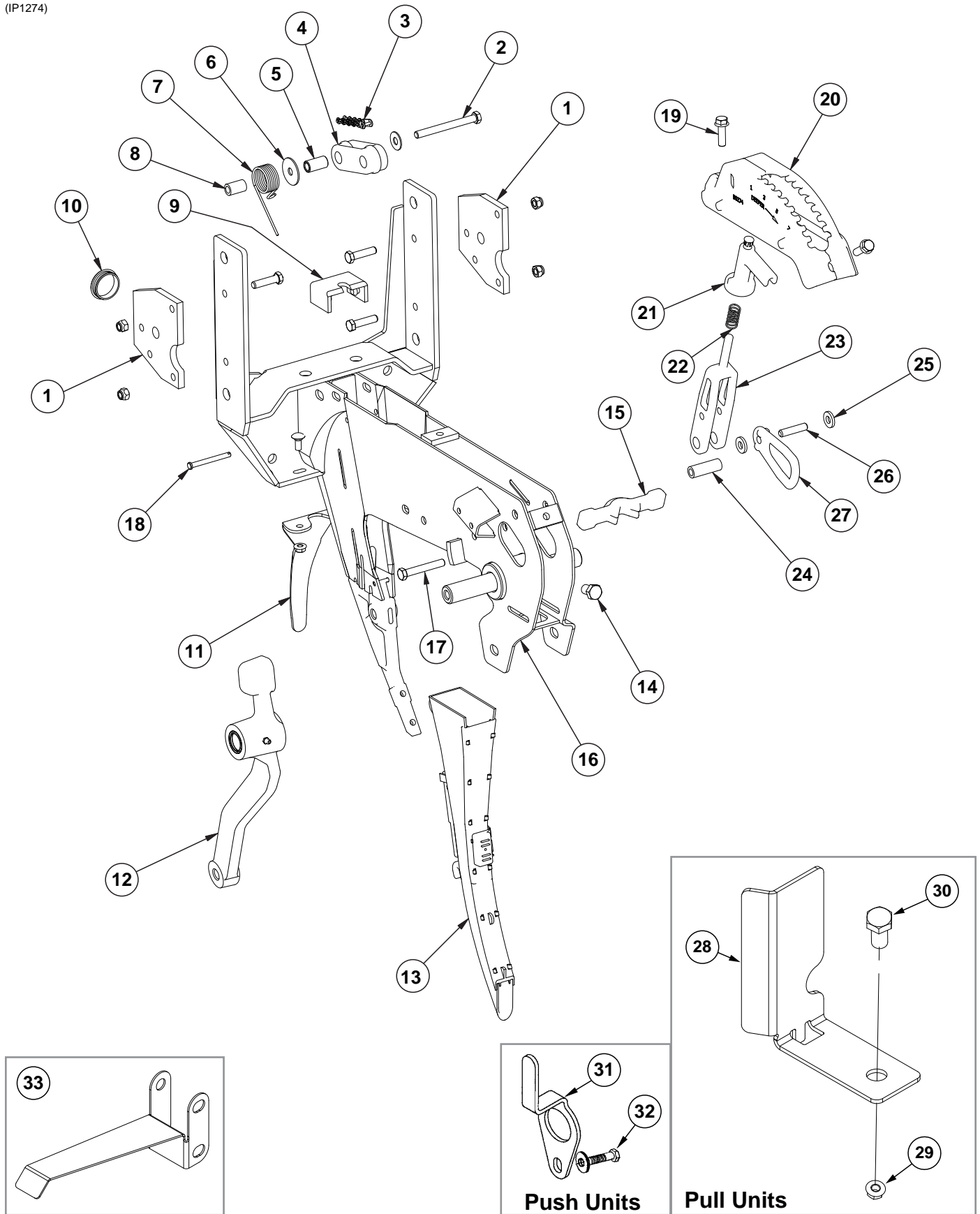
ELECTRONICS

Bulk Fill Work Light	P181
Electrical Components	P183
KPM III Electronic Seed Monitor	P185
Miscellaneous Display Parts	P188
Planter Monitor Module (PMM)	P189
ISOBUS Electric Clutch Package	P191
Ag Leader Electric Clutch Package	P193
ISOBUS Retrofit Cabling Package - Integra	P195

FERTILIZER

Depth/Gauge Wheel Attachment for Notched Single Disc Fertilizer Opener	P207
Double Disc Fertilizer Opener and Mount	P197
Dry Fertilizer Coupler/Shafts	P213
Dry Fertilizer Drive	P209
Dry Fertilizer Hopper and Mounts	P211
HD Single Disc Fertilizer Opener (Blade and Drop Tube)	P201
HD Single Disc Fertilizer Opener (Soil Press Wheel)	P199
Liquid Fertilizer Flow Divider Mount and Hoses (Conventional)	P223
Liquid Fertilizer Piston Pump Flow Divider	P229
Liquid Fertilizer Piston Pump Mount and Ground Drive Wheel	P221
Liquid Fertilizer Piston Pump (Uses 18 Tooth Sprocket)	P227
Liquid Fertilizer Squeeze Pump, 12 Row	P233
Liquid Fertilizer Squeeze Pump, 16 Row	P234
Liquid Fertilizer Squeeze Pump Drive	P231
Liquid Fertilizer Tanks, Saddles, Saddle Mounts, and Hoses (Bulk Fill)	P217
Liquid Fertilizer Tanks, Saddles, Saddle Mounts, and Hoses (Conventional)	P215
Liquid Fertilizer Tube In Furrow	P235
Notched Single Disc Fertilizer Opener	P203
Rear Trailer Hitch (Bulk Fill)	P239
Rear Trailer Hitch (Conventional)	P237
Residue Wheel Attachment for Notched Single Disc Fertilizer Opener	P205

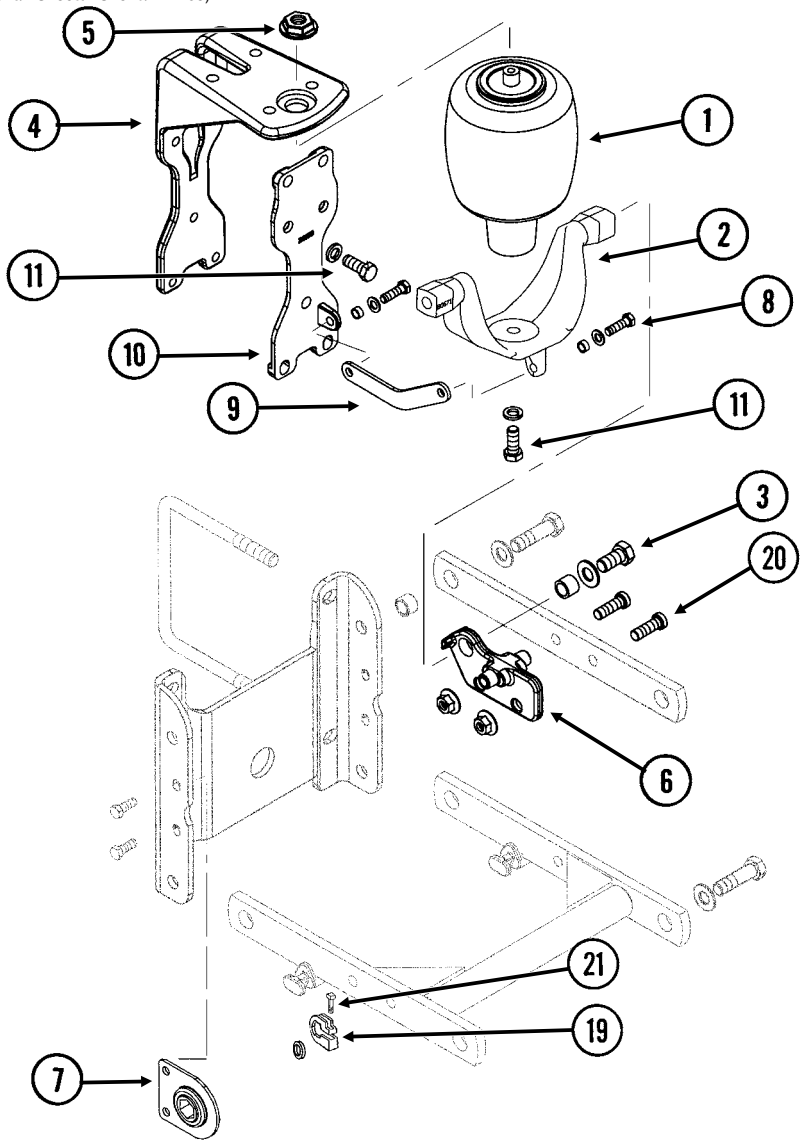
(IP1274)



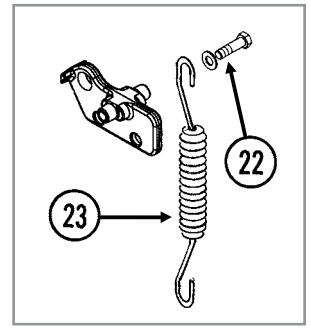
ITEM	PART NO.	QTY. (Per Row)	DESCRIPTION
1	GD24545	2	Stop
	G10003	3	Hex Head Cap Screw, 3/8"-16 x 1 1/2"
	G10108	4	Lock Nut, 3/8"-16
2	G10326	1	Hex Head Cap Screw, 3/8"-16 x 3 3/4"
	G11387	1	Flat Washer, 3/8" SAE
3	G3303-98	-	Chain, No. 41, 98 Pitch Including Connector Link (Mechanical)
	G3303-108	-	Chain, No. 41, 108 Pitch Including Connector Link (Vacuum)
	G3303-16	-	Chain, No. 41, 16 Pitch Including Connector Link (Used W/Row Unit Extension Brackets)
	G3303-114	-	Chain, No. 41, 114 Pitch Including Connector Link (Mechanical - 4 Center Rows Only)
	G3303-124	-	Chain, No. 41, 124 Pitch Including Connector Link (Vacuum - 4 Center Rows Only)
	GR0196	-	Connector Link, No. 41
4	GD11962	1	Idler
5	GD1026	1	Sleeve, 1 3/16" Long
6	G10201	1	Special Washer, 3/8" x 1 1/2" O.D.
7	GD1065	1	Idler Spring
8	GD7318	1	Sleeve, 1" Long
9	GD16245	1	Sun Shade (Rubber)
10	GD11845	1	Dust Cap
11	GD28390	1	Shield
	G10312	2	Carriage Bolt, 5/16"-18 x 3/4"
	G10620	2	Serrated Flange Nut, 5/16"-18
12	---	1	See "Gauge Wheels" on page P11
13	---	1	See "KPM III Electronic Seed Monitor" on page P185 See "Planter Monitor Module (PMM)" on page P189
14	G10438	1	Hex Head Cap Screw, 1/2"-13 x 3/4"
15	GB0265	1	Pivot Link, Depth Adjustment
16	GA10157	1	Shank W/Gauge Wheel Pivot Spindle And Set Screw
17	G11592	1	Hex Head Cap Screw, 3/8"-24 x 2 3/4", Grade 8
	G11591	1	Nylon Lock Nut, 3/8"-24, Grade C
18	G10551	1	Clevis Pin, 1/4" x 2 1/2"
	G10669	1	Hair Pin Clip, No. 22
19	G11015	2	Hex Washer Head Cap Screw, 3/8"-16 x 1 1/4"
20	GB0274	1	Cover, Depth Adjustment
21	GB0266	1	Handle, Depth Adjustment
	GD3612	-	Cap Plug
22	GD10993	1	Spring
23	GB0267	1	Lever, Depth Adjustment
24	GD11259	1	Sleeve, 3/8" I.D. x 5/8" O.D. x 1 25/32" Long
25	G10207	1	Washer, 7/8" O.D. x 1 3/32" I.D. x .134" (If Applicable)
26	GD13361	1	Pin, 3/8" x 1 2/3"
27	GB0285	1	Collar, Depth Adjustment
28	GD29798	1	Chain Guard, Pull Units
29	G10071	1	Serrated Flange Nut, 1/2"-13
30	G10014	1	Hex Head Cap Screw, 1/2"-13 x 1"
31	GD17014	1	Hose Guide, Push Units
32	G10047	1	Hex Head Cap Screw, 3/8"-16 x 1 3/4"
	G11387	2-3	Flat Washer, 3/8" SAE
	G10108	1	Lock Nut, 3/8"-16
33	GD29806	-	Seed Tube Bracket

(RU157c/RU159a/RU157d/A12405)

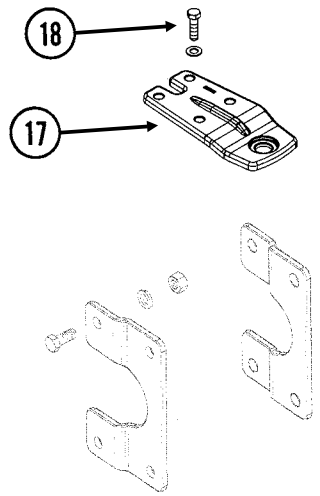
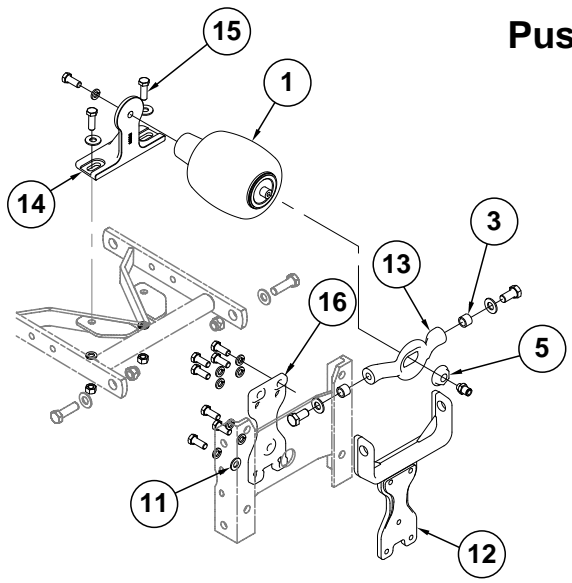
Pull Row Unit Shown



NOTE: Items that are not referenced on this page may be referenced on [page P5](#).

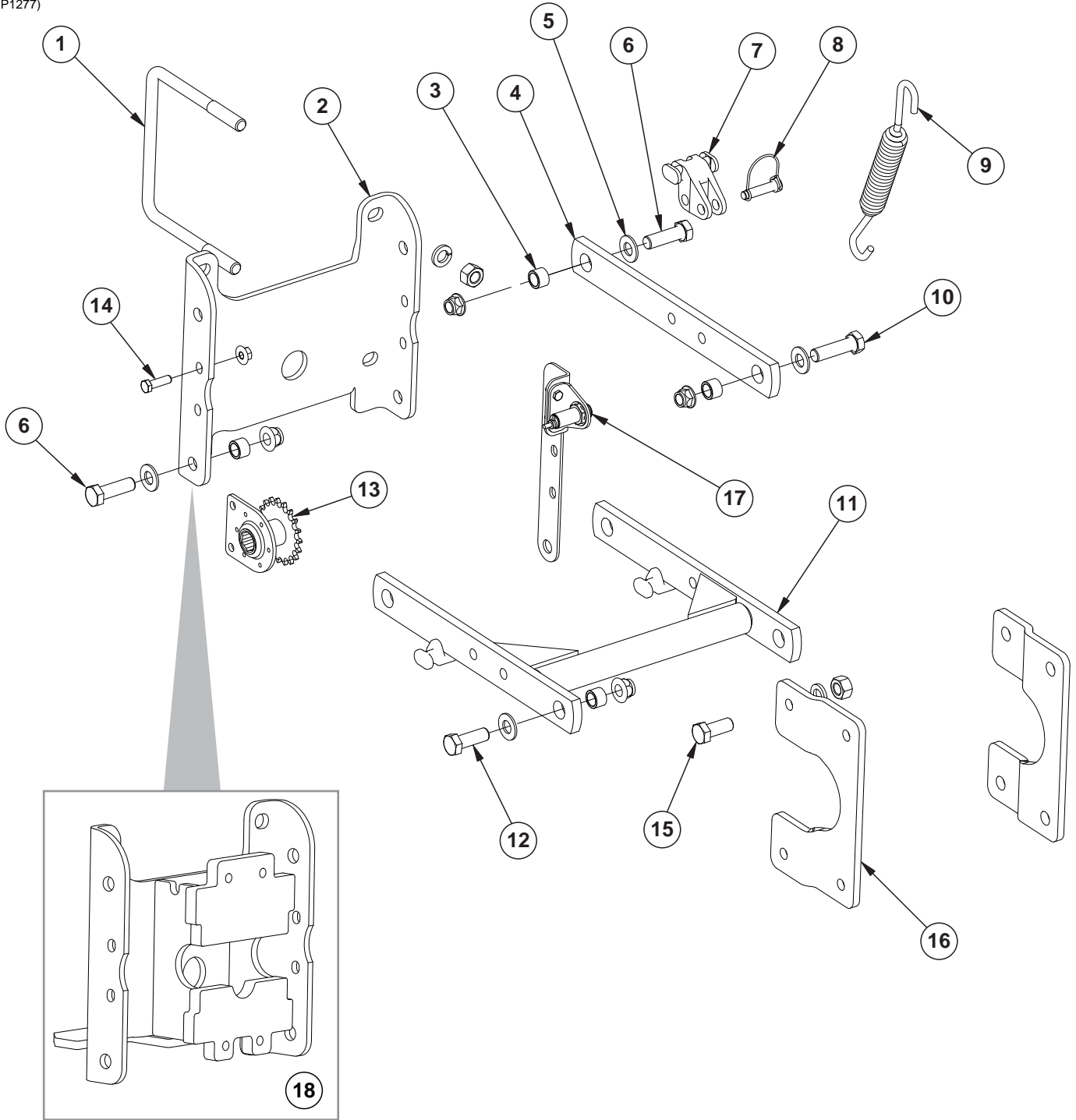


Push Row Unit Shown



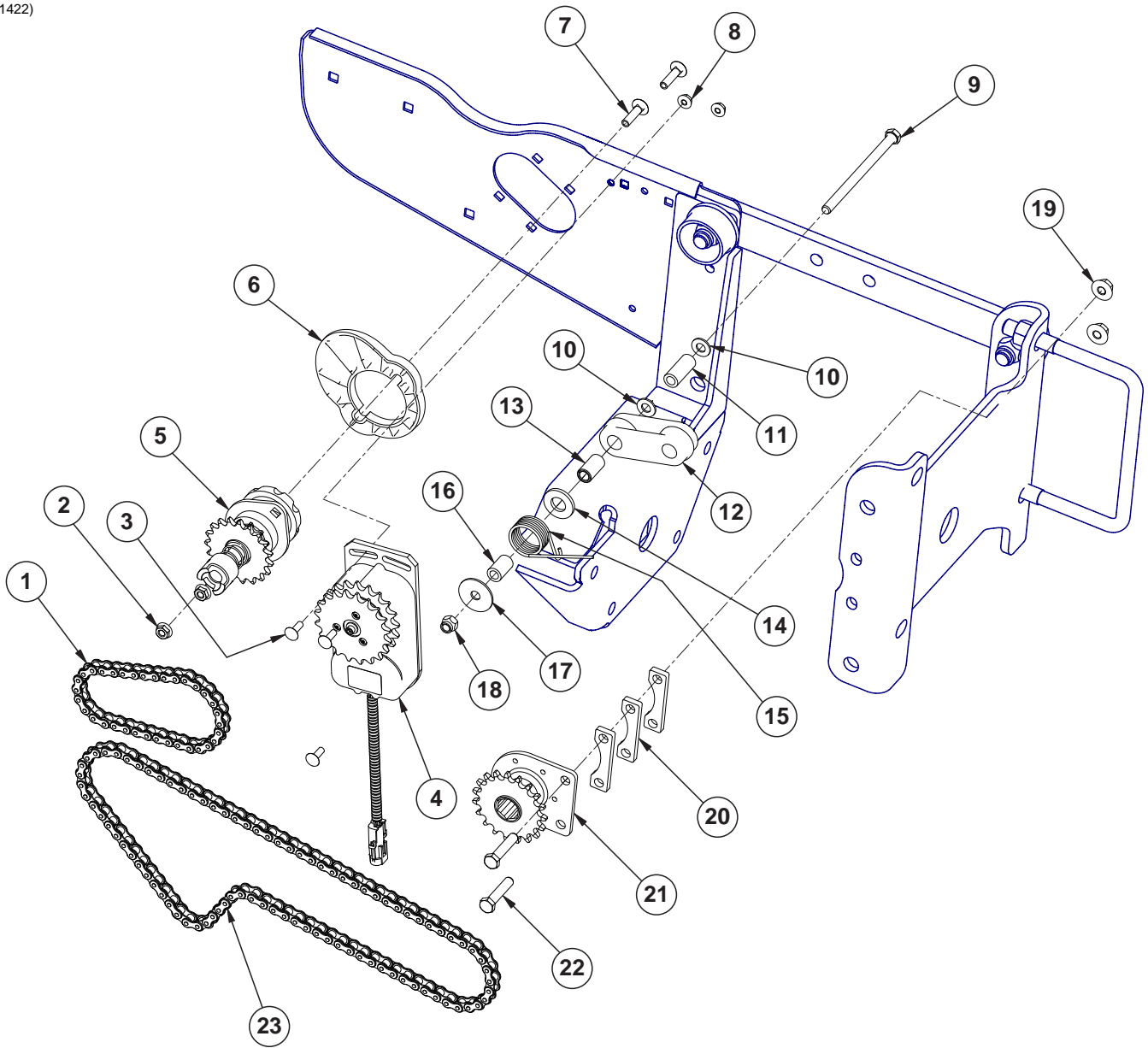
ITEM	PART NO.	QTY. (Per Row)	DESCRIPTION
1	GA11982	1	Air Spring Assembly
	G10037	1	Hex Head Cap Screw, 1/2"-13 x 1 1/4"
	G10228	1	Lock Washer, 1/2"
2	GD23995	1	Saddle
3	G11018	2	Hex Head Cap Screw, 5/8"-18 x 1 1/4"
	G11391	2	Flat Washer, 5/8" SAE
	GD3180-30	2	Sleeve, 7/8" O.D. x 5/8" I.D. x 2 1/32"
4	GB0396	1	Head Mount
5	GB0397	1	Shoulder Nut, 3/4"-16
	GD19092	-	Connector, 3/8" x 1/8" NPT
	GD18011	-	Elbow, 3/8" x 1/8" NPT Extended (used on outer push units)
6	GB0395	2	Bracket
7	GA2180	-	Hanger Bearing, 7/8" Hex Bore
8	G10004	2	Hex Head Cap Screw, 3/8"-16 x 1 1/4"
	G11387	2	Flat Washer, 3/8" SAE
	GD11963-04	2	Spacer, 1/4"
	G10108	2	Lock Nut, 3/8"-16
9	GD17794	1	Link (not applicable with row unit extension brackets)
10	GB0393	1	Plate
11	G10037	7	Hex Head Cap Screw, 1/2"-13 x 1 1/4"
	G11389	2	Flat Washer, 1/2" SAE (Lower Two Holes Only)
	G10228	7	Lock Washer, 1/2"
12	GB0390	1	Yoke Mount
13	GB0392	1	Yoke
14	GB0391	1	Mount
15	G10017	2	Hex Head Cap Screw, 1/2"-13 x 1 1/2"
	G11389	2	Flat Washer, 1/2" SAE
	G10228	2	Lock Washer, 1/2"
	G10102	2	Hex Nut, 1/2"-13
16	GB0389	1	Plate
17	GB0398	1	Extension
18	G10039	4	Hex Head Cap Screw, 1/2"-13 x 1 3/4"
	G11389	4	Flat Washer, 1/2" SAE
	G10111	4	Lock Nut, 1/2"-13
19	GD11045	-	Lock Clamp
20	G11220	-	Hex Socket Cap Screw, 1/2"-13 x 1 1/2"
	G10071	-	Serrated Flange Nut, 1/2"-13
21	G10130	-	Square Head Machine Bolt, 5/16"-18 x 1 3/4"
	G10923	-	Flange Nut, 5/16"-18, No Serration
22	G10438	2	Hex Head Cap Screw, 1/2"-13 x 3/4"
	G11389	-	Flat Washer, 1/2" SAE
23	---	-	See "Parallel Arms, Mounting Support Plate, and Quick Adjustable Down Forces Springs Option" on page P5

(IP1277)



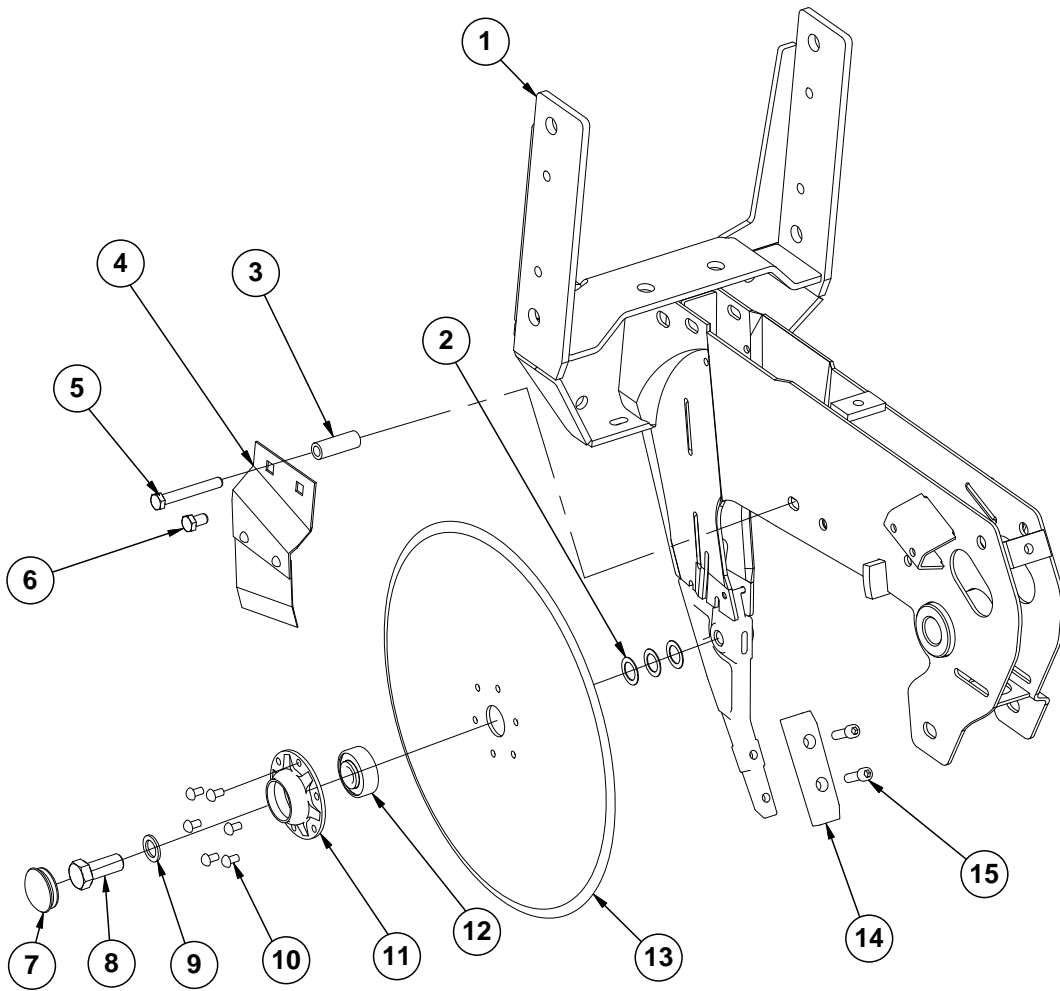
ITEM	PART NO.	QTY. (Per Row)	DESCRIPTION
1	GD1113	2	U-Bolt, 5" x 7" x 5/8"-11
	G10230	4	Lock Washer, 5/8"
	G10104	4	Hex Nut, 5/8"-11
2	GD10036	1	Mounting Support Plate
3	GB0218	8	Bushing, 2 1/32" I.D. x 7/8" O.D. x 1 9/32" Long
4	GD11422	2	Upper Parallel Arm
5	G11391	8	Flat Washer, 5/8" SAE
6	G10732	4	Hex Head Cap Screw, 5/8"-18 x 2"
	G11514	4	Non-Serrated Lock Nut, 5/8"-18
7	GB0186	2	Spring Anchor
8	GD14217	2	Tab Lock Pin, 7/16" x 1 1/2"
9	GD8249	4	Standard Down Pressure Spring
	GD21337		Heavy Duty Down Pressure Spring
10	G10752	2	Hex Head Cap Screw, 5/8"-18 x 2 1/4"
	G11514	2	Non-Serrated Lock Nut, 5/8"-18
11	GA5651	1	Lower Parallel Arm
12	G10751	2	Hex Head Cap Screw, 5/8"-18 x 1 3/4"
	G11514	2	Non-Serrated Lock Nut, 5/8"-18
13	GA1720	1	Bearing/Sprocket, 7/8" Hex Bore
14	G10004	2	Hex Head Cap Screw, 3/8"-16 x 1 1/4"
	G11091	2	Serrated Flange Nut, 3/8"-16
15	G10007	4	Hex Head Cap Screw, 5/8"-11 x 1 1/2"
	G10230	4	Lock Washer, 5/8"
	G10104	4	Hex Nut, 5/8"-11
16	GB0366	2	Extension Bracket
17	GA16830	1	Sensor
	GA16868	1	Implement Switch Adapter Cable
	GD24352	1	Sensor Bracket
	GD24126	1	Implement Switch Bracket, Long
	G11491	2	Washer
	G10110	2	Lock Nut, 1/4"-20, Grade B
	G11385	2	Flat Washer, 1/4" SAE
	G10023	2	Hex Head Cap Screw, 1/4"-20 x 3/4"
18	GA18724	-	Row Unit Mount (Required on 4 Center Row Units When Using Frame Mounted Coulters with Residue Wheels Along with GB0366 Extension Bracket)
A	G6325X	-	U-Bolt Package For 5" x 7" Toolbar, Includes: (2) GD1113, (4) G10230, (4) G10104
B	G1K528	-	Implement Switch Kit, Includes: (1)A16868, (1)A16829, and (1)IS826 (Replaces GA13593)

(IP1422)



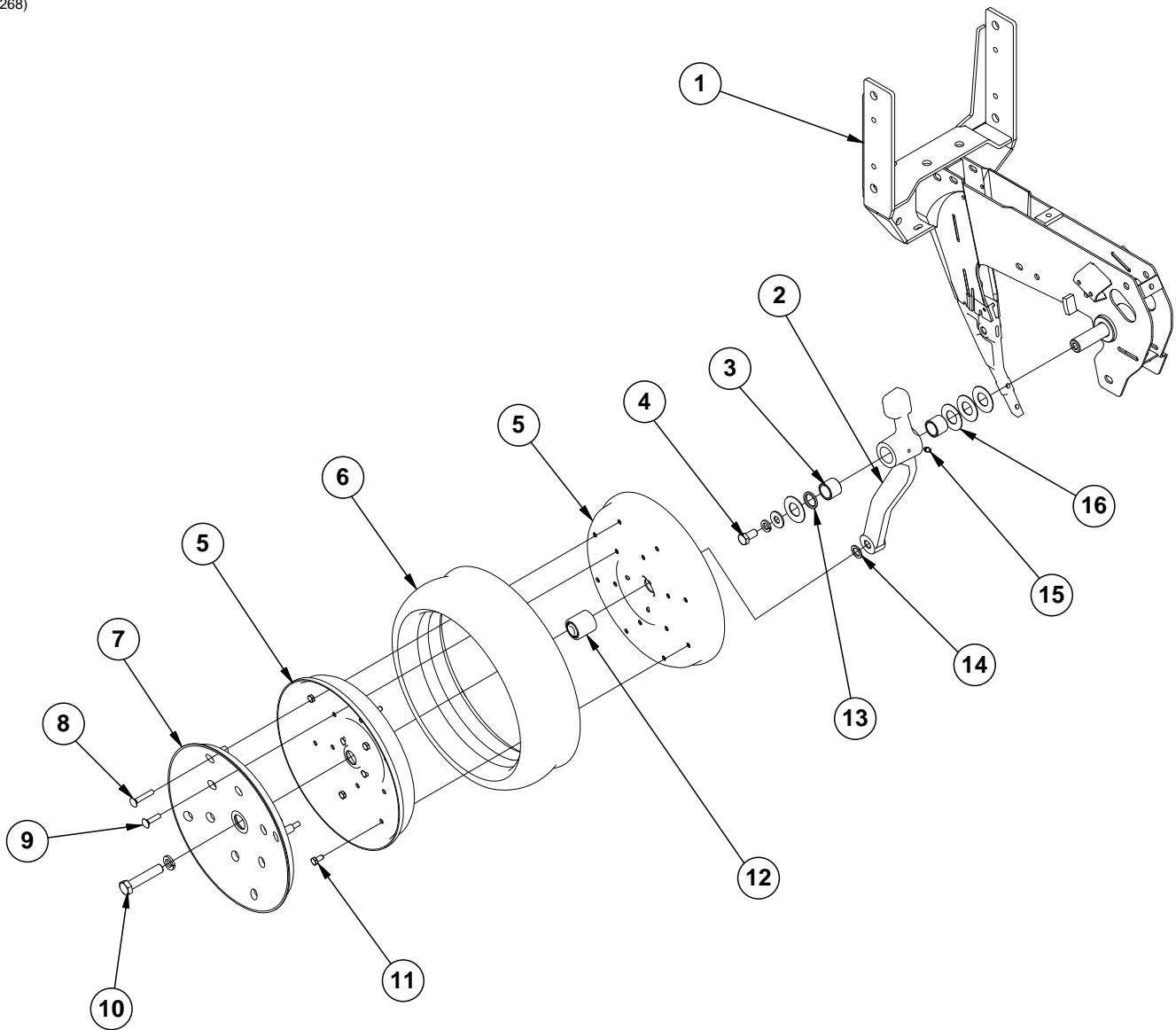
ITEM	PART NO.	QTY. (Per Row)	DESCRIPTION
1	G3303-34	1	Chain, No. 41, 34 Pitch Including Connector Link (Mechanical)
	G3303-44	-	Chain, No. 41, 44 Pitch Including Connector Link (Vacuum)
2	G10620	2	Serrated Flange Nut, 5/16"-18
3	G10310	3	Carriage Bolt, 1/4"-20 x 3/4", Grade 2
4	GA16374	1	Electric Clutch
5	GA10151	1	Seed Meter Clutch Assembly, 11/19 Tooth (Mechanical)
	GA20640	-	Seed Meter Clutch Assembly, 11/28 Tooth (Vacuum)
6	GB0331	1	Clutch Adapter Plate
7	G10338	2	Carriage Bolt, 5/16"-18 x 1 1/4"
8	G10621	3	Serrated Flange Nut, 1/4"-20
9	G10687	1	Hex Head Cap Screw, 3/8"-16 x 5 1/2"
10	G11387	2	Flat Washer, 3/8" SAE
11	GD23773	1	Chain Idler Spacer
12	GD11962	1	Idler
13	GD1026	1	Sleeve, 1 3/16" Long
14	G11391	1	Flat Washer, 5/8" SAE
15	GD1065	1	Idler Spring
16	GD7318	1	Sleeve, 1" Long
17	G10201	1	Special Washer, 3/8" x 1 1/2" O.D.
18	G10901	1	Lock Nut, 3/8"-16
19	G11091	3	Serrated Flange Nut, 3/8"-16
20	GD23774	3	Spacer
21	GA1720	1	Bearing/Sprocket, 7/8" Hex Bore
22	G10047	2	Hex Head Cap Screw, 3/8"-16 x 1 3/4"
23	G3303-88	1	Chain, No. 41, 88 Pitch Including Connector Link (Pull Row Unit)
	G3303-103	4	Chain, No. 41, 103 Pitch Including Connector Link (4 Center Row Units Only)

(IP1272)



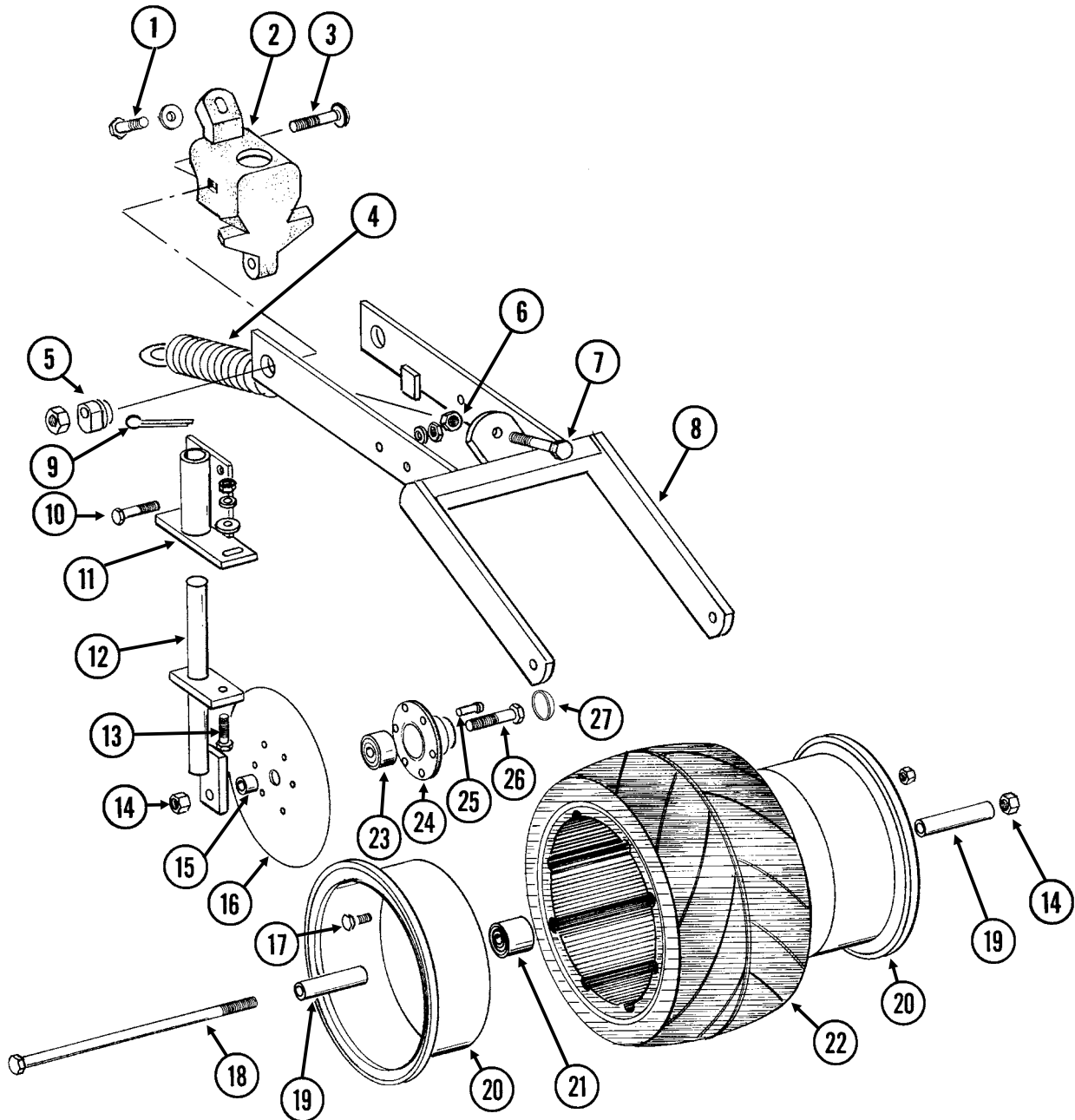
ITEM	PART NO.	QTY. (Per Row)	DESCRIPTION
1	---	-	See "Shank Assembly, Seed Tube, and Depth Adjustment" on page P1
2	GD30725	-	Machine Bushing, 5/8" (.030" Thick)(As Required)
3	GD2971-26	1	Sleeve, 3/8" I.D x 5/8" O.D. x 1.63" Long
4	GA2012R GA2012L	1 -	Disc Scraper, R.H. Disc Scraper, L.H. (Shown)
5	G10325 G10622	1 1	Hex Head Cap Screw, 3/8"-16 x 2 3/4" Serrated Flange Nut, 3/8"-16
6	G10328 G10622	2 1	Hex Head Cap Screw, 3/8"-16 x 5/8" Serrated Flange Nut, 3/8"-16
7	GD11845	2	Dust Cap
8	GD11017	1	Special Hex Head Cap Screw, 5/8"-11 x 1 1/2", L.H. Threads
9	G10204	2	Special Machine Bushing, 5/8" x 1" O.D.
10	G10427	12	Rivet, 1/4" x 1/2"
11	GD10473	2	Bearing Housing
12	GA2014	2	Bearing
13	GD11306	2	Disc Blade, 3.5 mm x 15"
14	GB0301	1	Seed Tube Guard/Inner Scraper
15	G10912	2	Hex Socket Head Cap Screw, 5/16"-18 x 1", Grade 8
A	GA8324	-	Disc Blade/Bearing Assembly, Less Dust Cap (Items 10-13)

(IP1268)



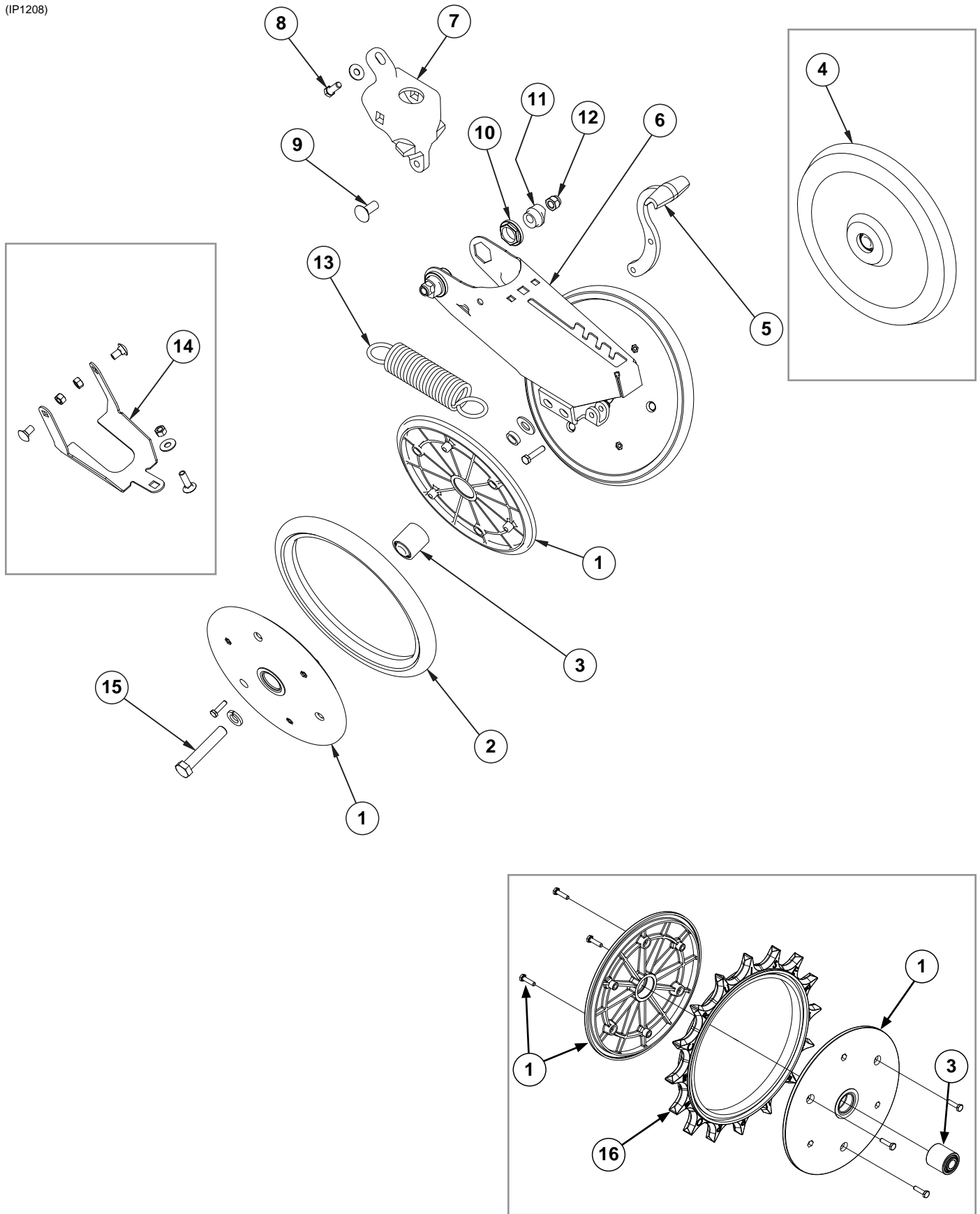
ITEM	PART NO.	QTY. (Per Row)	DESCRIPTION
1	---	-	See "Shank Assembly, Seed Tube, and Depth Adjustment" on page P1
2	GA7975	1	Wheel Arm W/Grease Fitting, Bushings And Seals, L.H. (Shown) (Includes Items 3 and 13)
	GA7976	1	Wheel Arm W/Grease Fitting, Bushings And Seals, R.H. (Includes Items 3 and 13)
3	GB0276	2	Bushing, 1" I.D. x 1¼" O.D. x 1" Long (Per Arm)
4	G10014	1	Hex Head Cap Screw, ½"-13 x 1"
	G10228	2	Lock Washer, ½"
	G10216	2	Washer, ½" USS
5	GD31466	4	Half Wheel (Black)
6	GD1086	2	Tire
7	GD11453	2	Cover
8	G10924	8	Carriage Bolt, ⅝"-18 x 1¼"
	G10620	8	Serrated Flange Nut, ⅝"-18
9	G10338	12	Carriage Bolt, ⅝"-18 x 1¼"
	G10620	12	Serrated Flange Nut, ⅝"-18
10	G10010	2	Hex Head Cap Screw, ⅝"-11 x 3"
11	G10018	14	Hex Head Cap Screw, ⅝"-18 x ⅝"
	G10109	14	Lock Nut, ⅝"-18, Grade 8
12	GA6171	2	Bearing
13	GD10991	2	Seal (Per Arm)
14	G10204	2	Special Machine Bushing, ⅝" x 1" O.D.
15	G10640	1	Grease Fitting, ¼"-28 (Per Arm)
16	G10940	-	Machine Bushing, 1" (.048" Thick)
A	GA7949	-	Gauge Wheel Complete (Items 5-9 And 11-12)
B	G1K296	-	Gauge Wheel Arm Bushing And Seal Driver Kit, Includes: (1) Seal Driver, (1) Bushing Driver, (1) Instruction

RUA054/RUB026(RU94d)



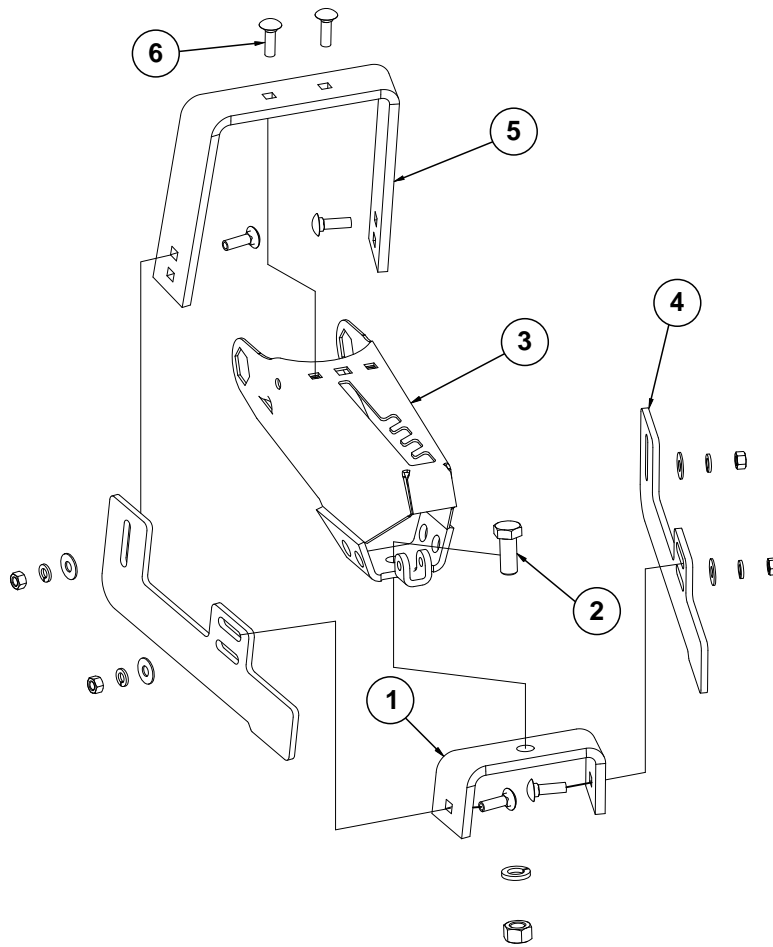
ITEM	PART NO.	QTY. (Per Row)	DESCRIPTION
1	G10001	1	Hex Head Cap Screw, 3/8"-16 x 1"
	G11387	1	Flat Washer, 3/8" SAE
2	GB0268	1	Wheel Arm Stop
3	G10801	2	Carriage Bolt, 1/2"-13 x 2 1/4"
	G10315	-	Carriage Bolt, 1/2"-13 x 2 1/2" (Used W/Straight Drop In-Furrow Granular Chemical Bracket)
	G10102	2	Hex Nut, 1/2"-13
4	GA2054	1	Spring
5	GB0239	2	Eccentric Bushing
6	G10102	1	Hex Nut, 1/2"-13
7	G10015	1	Adjusting Bolt, 1/2"-13 x 5"
8	GA6619	1	Mounting Arm
9	G10463	2	Cotter Pin, 1/4" x 1 1/2"
10	G10171	4	Hex Head Cap Screw, 5/16"-18 x 1 1/4"
	G10232	4	Lock Washer, 5/16"
	G10106	4	Hex Nut, 5/16"-18
11	GA6620	2	Bracket
12	GA6618	2	Mount
13	G10303	2	Carriage Bolt, 5/16"-18 x 1"
	G11386	2	Flat Washer, 5/16" SAE
	G10232	2	Lock Washer, 5/16"
	G10106	2	Hex Nut, 5/16"-18
14	G10107	3	Lock Nut, 5/8"-11
15	GD1109	2	Bushing, 4 1/64" I.D. x 7/8" O.D. x 1/4" Long
16	GD9290	2	Disc Blade, 8"
17	G10018	7	Hex Head Cap Screw, 5/16"-18 x 5/8"
	G10109	7	Lock Nut, 5/16"-18, Grade 8
18	G10152	1	Hex Head Cap Screw, 5/8"-11 x 9"
19	GD3180-12	2	Sleeve, 5/8" I.D. x 7/8" O.D. x 2 7/8" Long
20	GD9562	2	Half Wheel
21	GA6171	1	Bearing
22	GD9305	1	Tire
23	GA2014	2	Bearing
24	GD10473	2	Bearing Housing
25	G10427	12	Rivet, 1/4" x 1/2"
26	G10006	2	Hex Head Cap Screw, 5/8"-11 x 2 1/4"
27	GD11845	2	Dust Cap
A	GA6733	-	Single Press Wheel Complete W/Bearing (Items 17 And 20-22)
B	GA6801	-	Covering Disc Blade Complete W/Bearing (Items 16 And 23-25)

(IP1208)



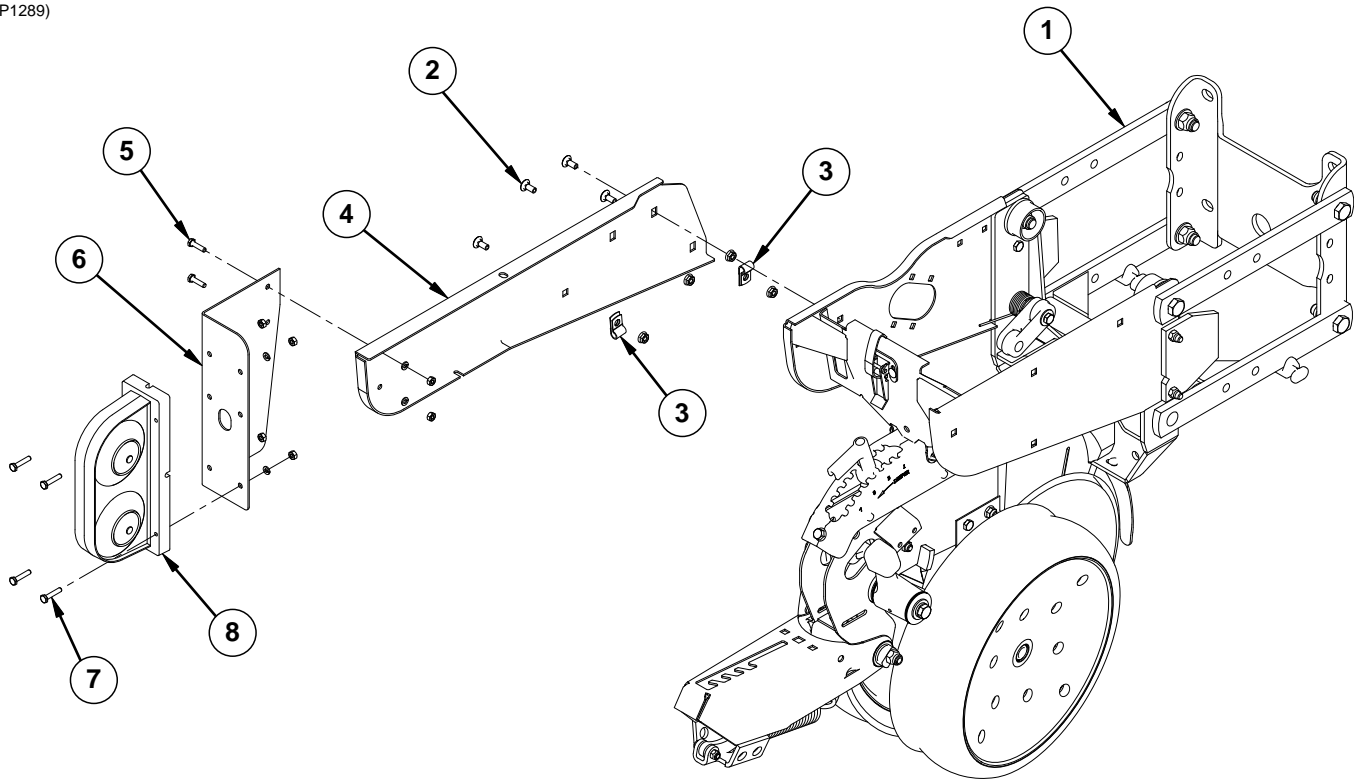
ITEM	PART NO.	QTY. (Per Row)	DESCRIPTION
1	GD9120	4	Nylon Half Wheel
	G10064	12	Hex Head Cap Screw, 1/4"-20 x 1"
2	GD1085	2	Rubber Tire, 1" x 12"
3	GA6171	2	Bearing
4	GA6597	1	Cast Iron Closing Wheel W/Bearing
	GA6171	1	Bearing
5	GB0254	1	Lever
	G10133	1	Hex Head Cap Screw, 5/16"-18 x 1 1/2"
	G10109	1	Lock Nut, 5/16"-18, Grade 8
6	GA15197	1	Arm
7	GB0268	1	Wheel Arm Mount
8	G10001	1	Hex Head Cap Screw, 3/8"-16 x 1"
	G11387	2	Flat Washer, 3/8" SAE
9	G11419	2	Carriage Bolt, 1/2"-13 x 2 1/4"
	G10315	-	Carriage Bolt, 1/2"-13 x 2 1/2" (Used W/Straight Drop In-Furrow Granular Chemical Bracket)
	G11387	-	Flat Washer, 3/8" SAE
10	GB0282	2	Stepped Bushing
11	GB0239	2	Eccentric Bushing
12	G10111	2	Lock Nut, 1/2"-13
13	GD8460	1	Spring
14	G1K345	-	Closing Wheel Shield Kit W/Hardware and Instruction
	GD14065	1	Closing Wheel Shield
	G10599	1	Carriage Bolt, 3/8"-16 x 1 1/4"
	G10308	2	Carriage Bolt, 3/8"-16 x 3/4"
	G10101	3	Hex Nut, 3/8"-16
15	G10013	2	Hex Head Cap Screw, 5/8"-11 x 3 1/2"
	G11391	2	Flat Washer, 5/8" SAE
	GD1109	2	Bushing, 4 1/64" I.D. x 7/8" O.D. x 1/4" Long
	G10230	2	Lock Washer, 5/8"
	G10107	2	Lock Nut, 5/8"-11
16	GD31353	1	Spiked Wheel Insert
A	GA6434	-	Rubber Closing Wheel Complete W/Bearing (Items 1-3)
B	GA22165	-	Spiked Closing Wheel Complete W/Bearing (Items 1, 3, and 16)

(IP1202)



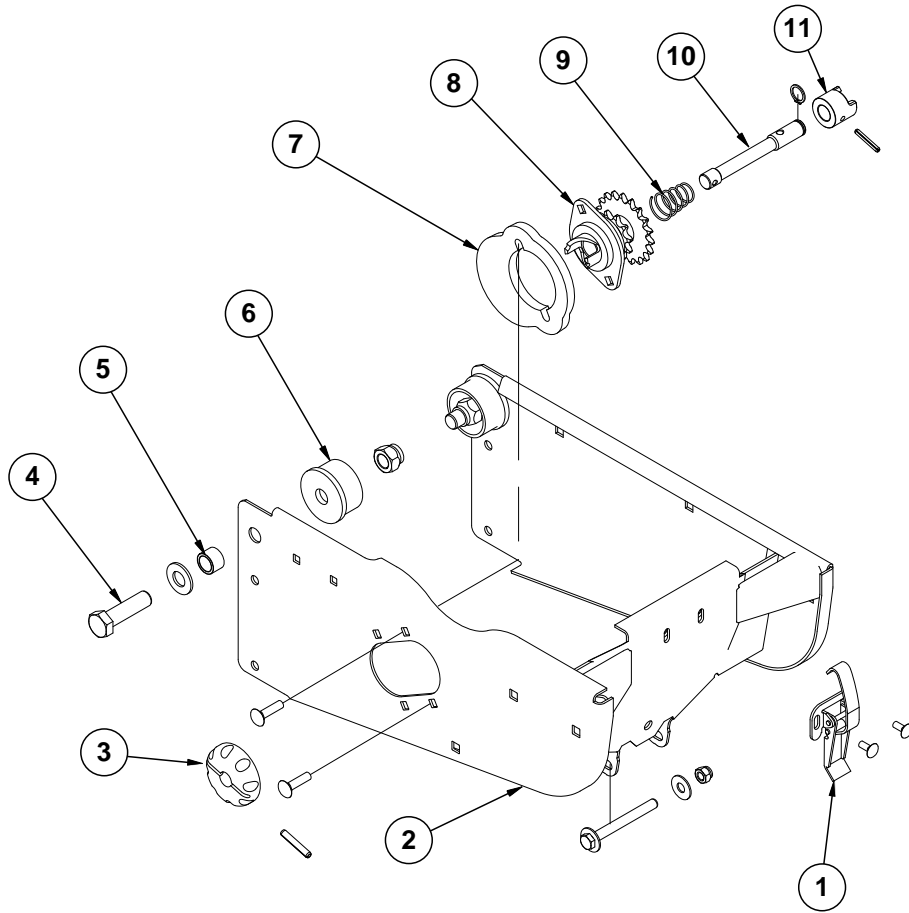
ITEM	PART NO.	QTY. (Per Row)	DESCRIPTION
1	GD11509	1	Rear Bracket
2	G10007	1	Hex Head Cap Screw, 5/8"-11 x 1 1/2"
	G10230	1	Lock Washer, 5/8"
	G10104	1	Hex Nut, 5/8"-11
3	GA15197	1	Arm
4	GD11313	2	Blade
5	GD11508	1	Front Bracket
6	G10599	6	Carriage Bolt, 3/8"-16 x 1 1/4"
	G10229	6	Lock Washer, 3/8"
	G11387	6	Flat Washer, 3/8" SAE
	G10101	6	Hex Nut, 3/8"-16
A	G7566X	-	Drag Closing Attachment Complete (Items 1-6)

(IP1289)



ITEM	PART NO.	QTY.	DESCRIPTION
1	---	-	See "Shank Assembly, Seed Tube, and Depth Adjustment" on page P1 See "Parallel Arms, Mounting Support Plate, and Quick Adjustable Down Forces, Springs Option" on page P5 See "Hopper Support and Meter Drive" on page P19
2	G10312	4	Carriage Bolt, 5/16"-18 x 3/4"
	G10620	4	Serrated Flange Nut, 5/16"-18
3	GD6291	2	Insulated Clamp, 3/8"
4	GD15950	1	Light Mount Extension
5	G10064	2	Hex Head Cap Screw, 1/4"-20 x 1"
6	GD12724	1	Bracket
7	G10857	4	Hex Head Cap Screw, 1/4"-20 x 1 1/4"
	G10227	6	Lock Washer, 1/4"
	G10103	6	Hex Nut, 1/4"-20
8	---	-	See "Electrical Components" on page P183

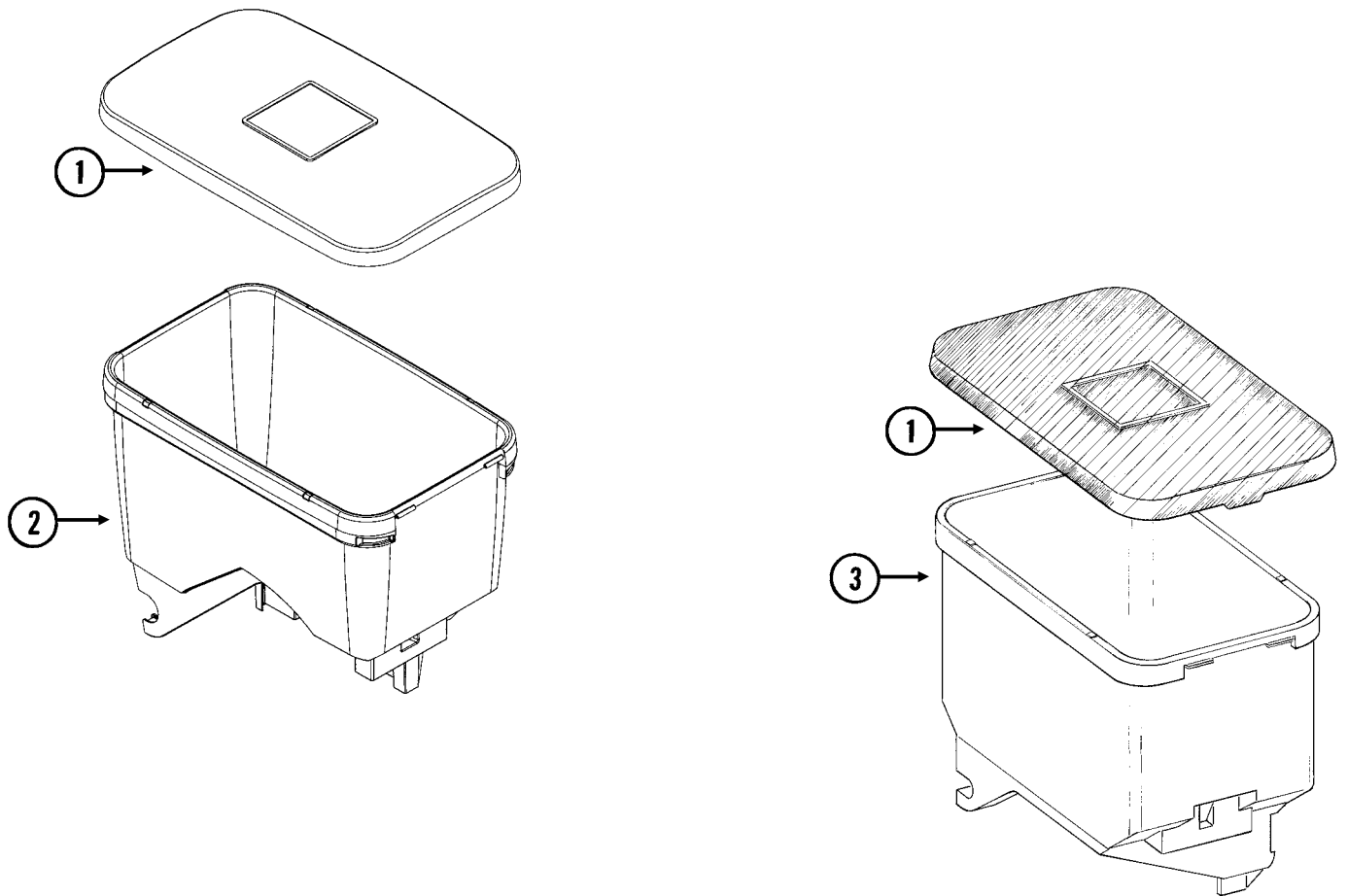
(IP1209)



ITEM	PART NO.	QTY. (Per Row)	DESCRIPTION
1	GA2007	1	Hopper Hold Down Latch
	G10621	2	Serrated Flange Nut, 1/4"-20
	G10309	2	Carriage Bolt, 1/4"-20 x 5/8", Grade 2
2	GA10155	1	Hopper Support
	G10061	1	Hex Head Cap Screw, 3/8"-16 x 3 1/2"
	G11387	2	Flat Washer, 3/8" SAE
	G10108	1	Lock Nut, 3/8"-16
3	GD11239	1	Knob
4	G10752	2	Hex Head Cap Screw, 5/8"-18 x 2 1/4"
	G11391	2	Flat Washer, 5/8" SAE
	G10412	2	Lock Nut, 5/8"-18
5	GB0218	2	Bushing, 2 1/32" I.D. x 7/8" O.D. x 1 9/32" Long
6	GB0314	2	Hopper Mount
7	GB0331	1	Clutch Adapter Plate
	G10620	2	Serrated Flange Nut, 5/16"-18
	G10338	2	Carriage Bolt, 5/16"-18 x 1 1/4"
8	GA10137	1	Double Sprocket And Bearing, Drive Clutch, 11/19 Tooth (Mechanical)
	GA12143	1	Double Sprocket And Bearing, Drive Clutch, 11/28 Tooth (Vacuum)
9	GD11413	1	Spring
10	GD29507	1	Clutch Shaft
	G10567	1	External Retaining Ring, 5/8"
11	GB0278	1	Coupler
	G10602	1	Spring Pin, 1/4" x 1 1/2"
A	GA20640	-	Seed Meter Clutch Assembly, 11/28 Tooth (Items 3 And 8-11) (Vacuum Shown)
B	GA10151	-	Seed Meter Clutch Assembly, 11/19 Tooth (Items 3 And 8-11)

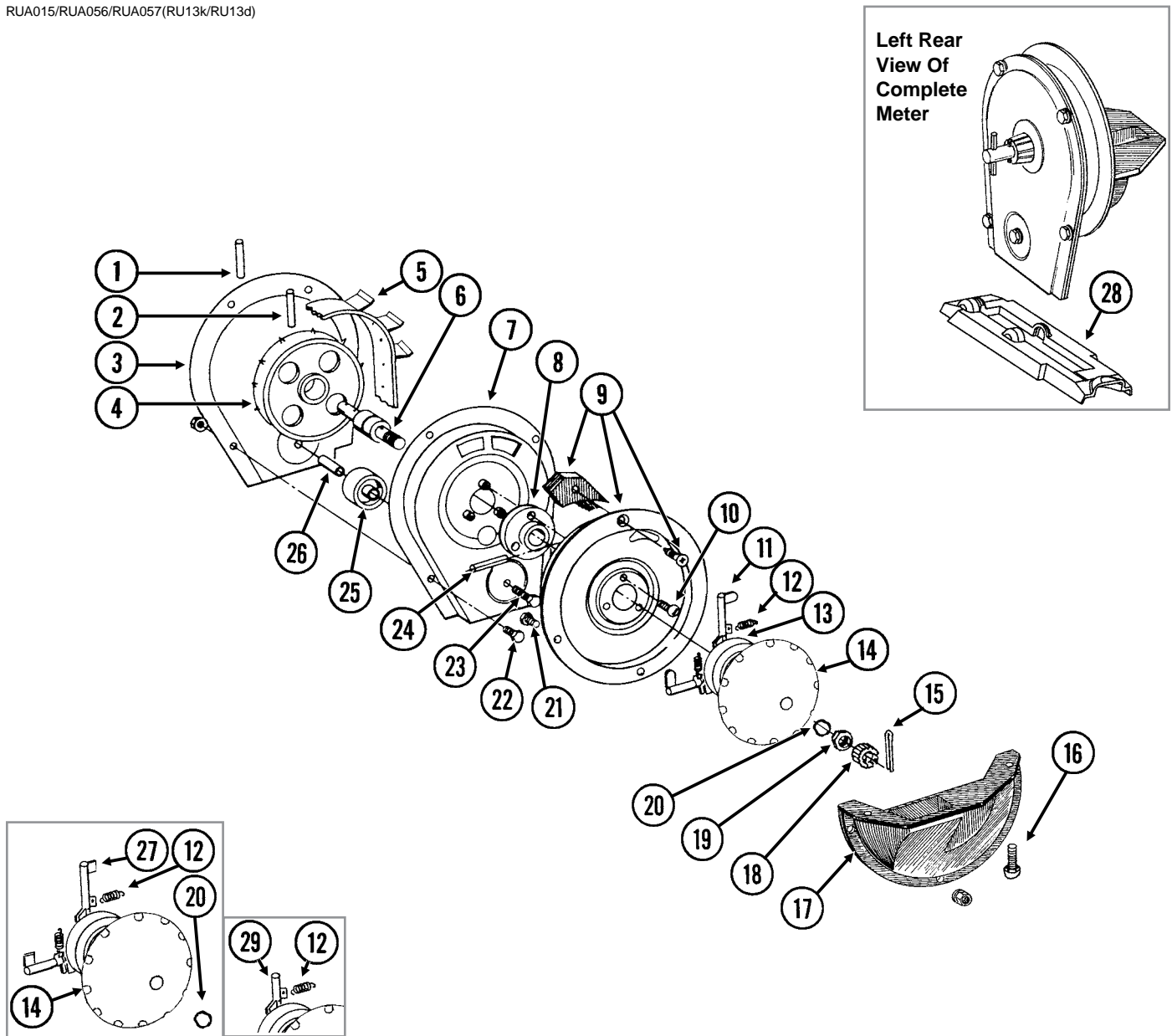
This page left blank intentionally.

(METR12/RU87e)



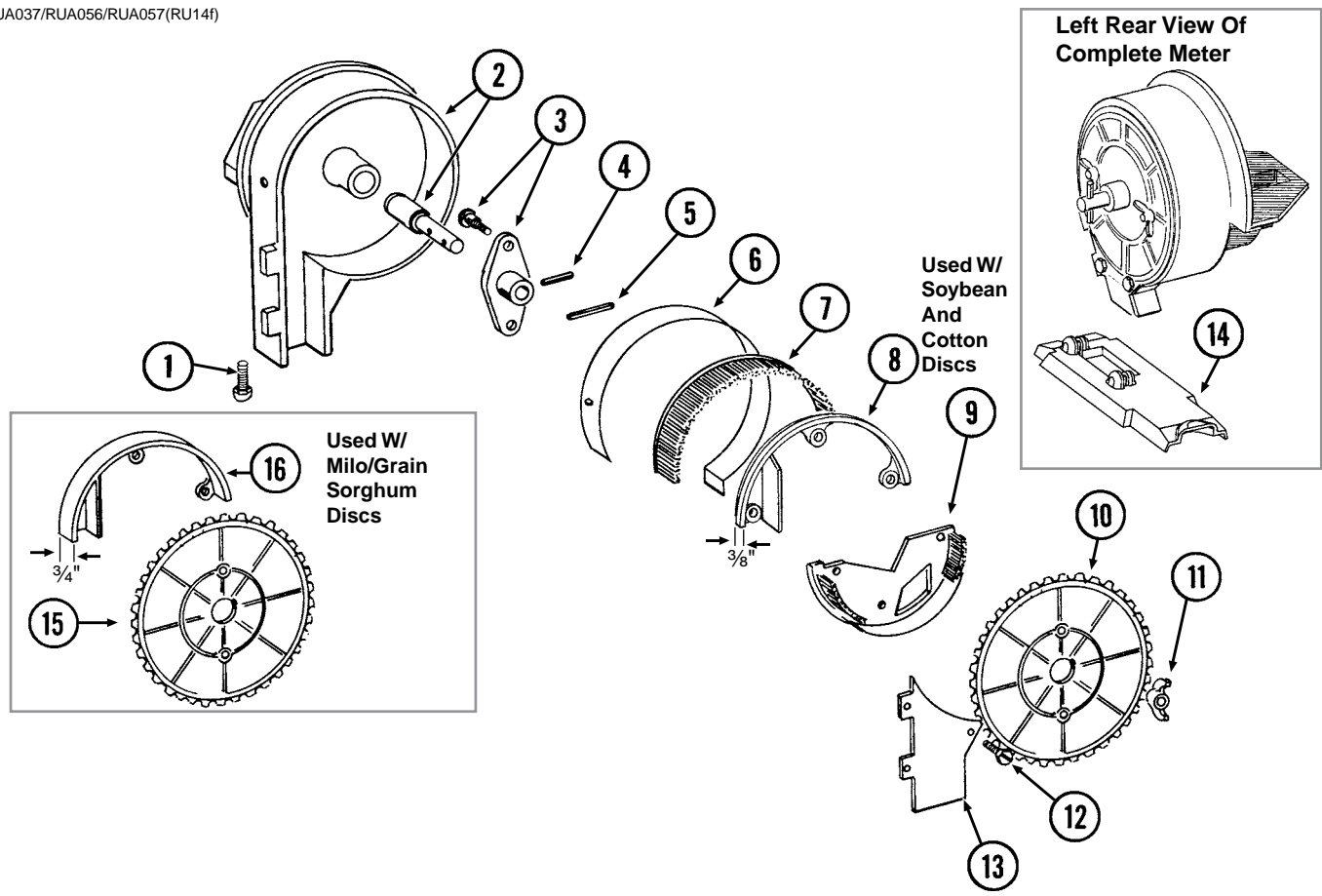
ITEM	PART NO.	QTY.	DESCRIPTION
1	GD11279	1	Lid
2	GA20254	1	Seed Hopper (Vacuum)
	GD12561	-	Threaded Insert, 5/16"-18
3	GA9714	1	Seed Hopper, Reinforced (Mechanical)
	GD12561	-	Threaded Insert, 5/16"-18

RUA015/RUA056/RUA057(RU13k/RU13d)

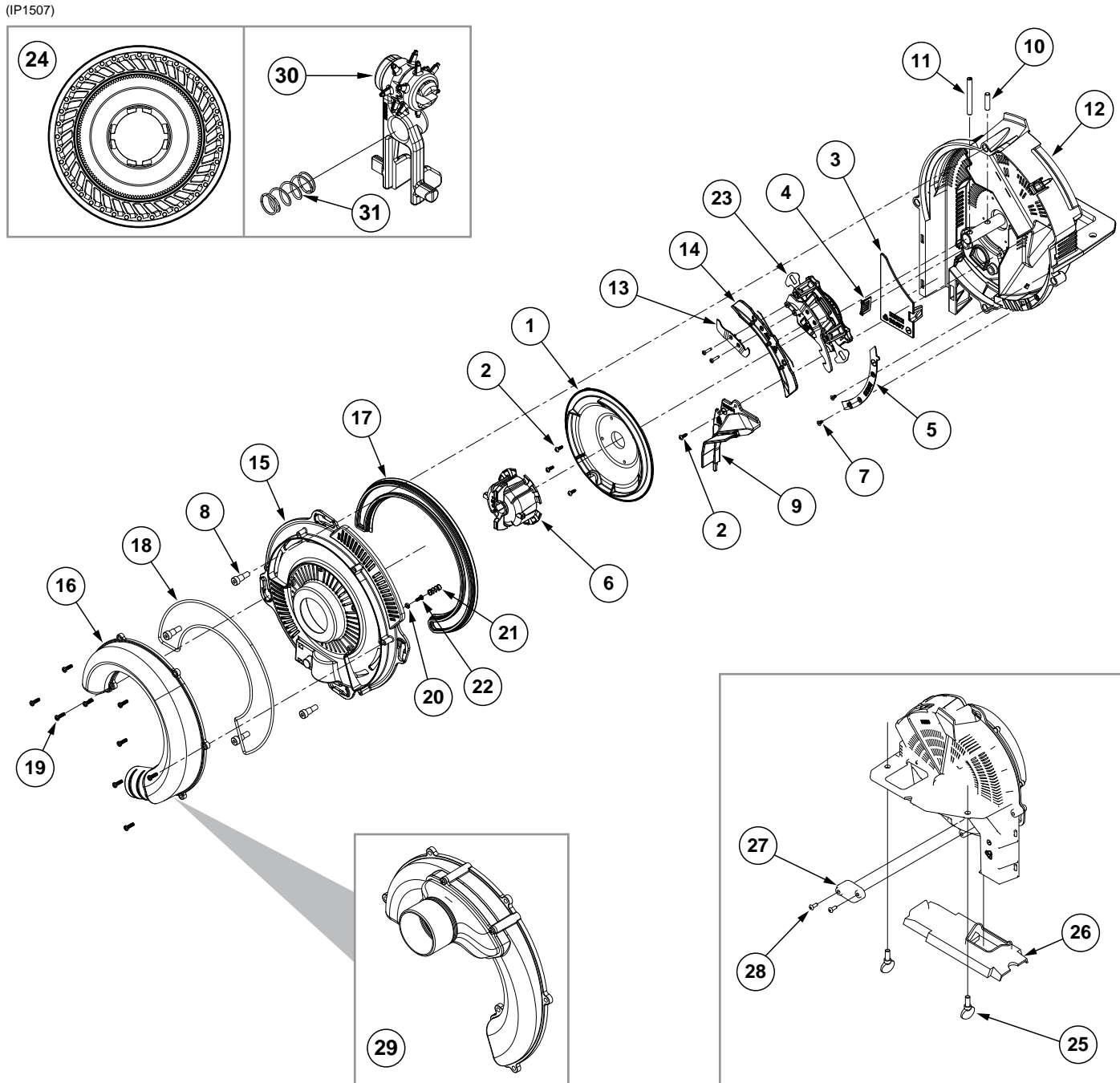


ITEM	PART NO.	QTY. (Per Row)	DESCRIPTION
1	G10602	1	Spring Pin, 1/4" x 1 1/2"
2	G10604	1	Spring Pin, 3/16" x 1 1/2"
3	GD26419	1	Housing Cover
4	GD1041	1	Belt Drive Sprocket
5	GD11286	1	Seed Belt
6	GA2019	1	Bearing
7	GA18201	1	Conveyor Housing
8	GB0110	1	Bearing Housing
9	GR1569	-	Carrier Plate W/Brush and Screw (Corn)
	GR0664	-	Carrier Plate W/Brush and Screw (Sunflower)
	GA2020	-	Brush
	G10690	-	Rolling Thread Screw, No. 10 x 3/4"
10	G10401	3	Slotted Hex Washer Head Screw, No. 10-32 x 5/8"
11	GD18704	12	Finger, Corn
12	GD19790	12	Spring
13	GB0410	1	Cam
14	GD11528	1	Finger Holder
15	G10470	1	Cotter Pin, 5/32" x 1"
16	G11009	2	Locking Thumbscrew, 5/16"-18 x 3/4"
17	GD11311	1	Seed Baffle
18	GD1083	1	Cover Nut
19	G10500	1	Jam Nut, 5/8"-18 UNF
20	GA8343	1	Wave Washer, 5/8" (Triple Wave)
21	G10020	3	Hex Head Cap Screw, 1/4"-20 x 5/8"
	G10323	3	Hex Flange Nut, 1/4"-20, No Serrations
22	G10022	4	Hex Head Cap Screw, 1/4"-20 x 1/2"
	G10621	4	Serrated Flange Nut, 1/4"-20
23	G10021	1	Hex Head Cap Screw, 1/4"-20 x 1 1/2"
	G10621	1	Serrated Flange Nut, 1/4"-20
24	G10603	1	Spring Pin, 1/4" x 1 1/4"
25	GD1042	1	Idler
26	GB0120	1	Bushing, 1 7/64" I.D. x 1 1/32" Long
27	GD19333	12	Finger, Oil Sunflower
28	GD15698	1	Shank Cover, Finger Pickup Seed Meter
29	GD11787	-	Half Rate Blank Finger
A	GR1848	-	Finger Assembly, Corn (Items 11-14 and 20)
B	GR2154	-	Finger Assembly, Oil Sunflower (Items 12, 14, 20, 27, and 30)
C	700-01078	-	Corn Meter (Items 1-26 and 28)

RUA037/RUA056/RUA057(RU14f)



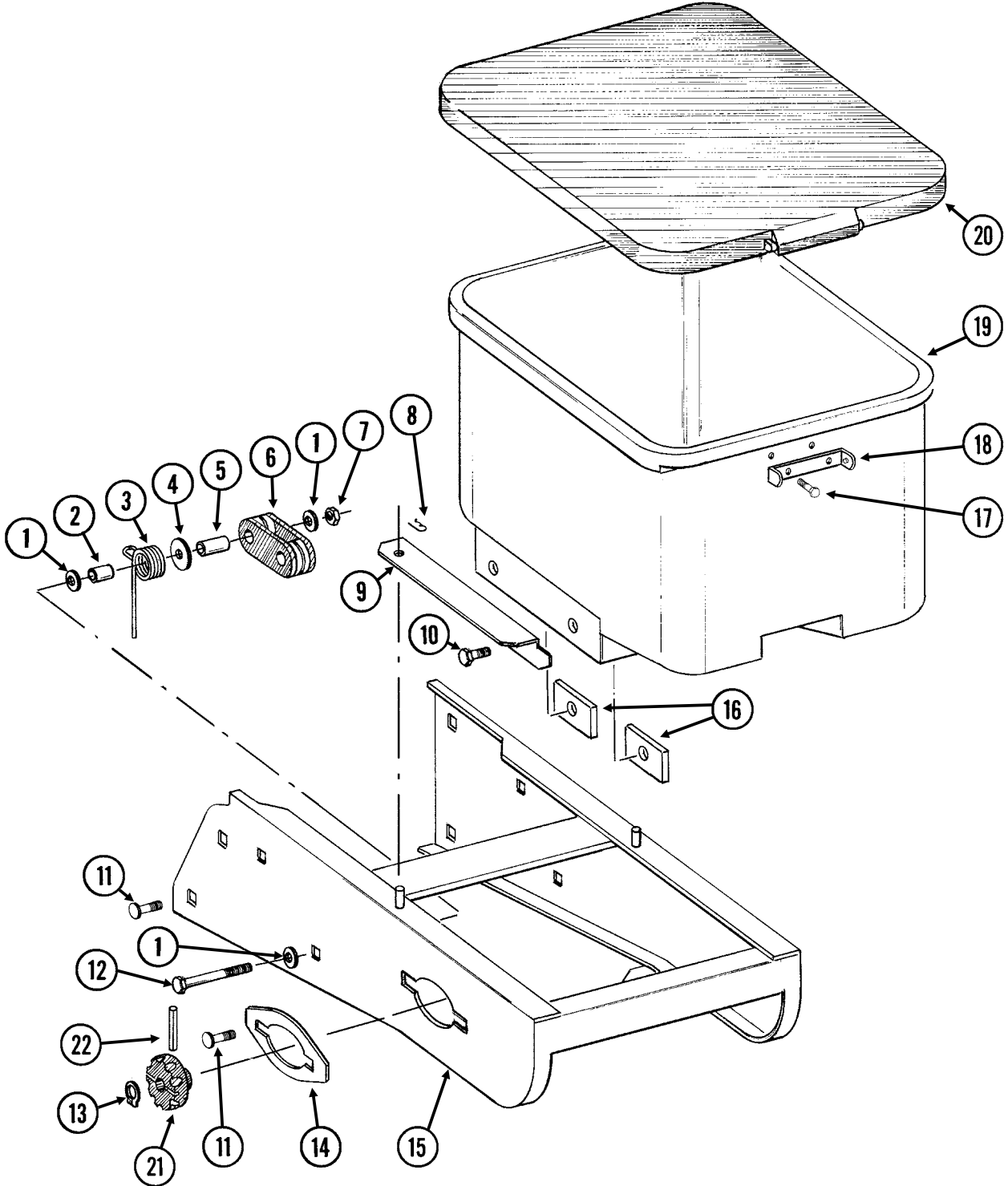
ITEM	PART NO.	QTY. (Per Row)	DESCRIPTION
1	G11009	2	Locking Thumbscrew, 5/16"-18 x 3/4"
2	GA18208	1	Housing W/Bearing
	GA5698	-	Bearing
3	GA6038	1	Hub W/Shoulder Bolts
	GD1755	-	Shoulder Bolt, 1/4"-20 (2 Used)
4	G10603	1	Spring Pin, 1/4" x 1 1/4"
5	G10602	1	Spring Pin, 1/4" x 1 1/2"
6	GD8778	1	Wear Strip
7	GA5699	1	Upper Brush
8	GD11122	1	Upper Brush Retainer (Used W/Soybean and Cotton Discs)
9	GA5834	1	Lower Brush
10	GA5794	-	Seed Disc, Soybean, 60 Cell, Black Color-Coded
	GA6184	-	Seed Disc, Specialty Soybean, 48 Cell, Dark Blue Color-Coded
	GA5796	-	Seed Disc, Cotton, Acid-Delinted, 30 Cell, White Color-Coded
	GA6168	-	Seed Disc, Large Cotton, Acid-Delinted, 36 Cell, Tan Color-Coded
	GA6478	-	Seed Disc, High-Rate Cotton, Acid-Delinted, 48 Cell, Light Green Color-Coded
	GA6182	-	Seed Disc, Hill-Drop Cotton, Acid-Delinted, 12 Cell, Brown Color-Coded
	GA7255	-	Seed Disc, Small Hill-Drop Cotton, Acid-Delinted, 12 Cell, Dark Green Color-Coded
11	G10531	2	Wing Nut W/Nylon Insert, 1/4"-20
12	G11151	9	Hex Washer Head Screw, No. 10-16 x 1/2"
	G10634	-	Slotted Tap Screw, No. 10-24 x 5/8" (Use As Required)
13	GD7878	1	Cover
14	GD15699	1	Shank Cover, Brush-Type Seed Meter
15	GA5982	-	Seed Disc, Small Milo/Grain Sorghum, 30 Cell, Red Color-Coded
	GA6187	-	Seed Disc, Large Milo/Grain Sorghum, 30 Cell, Light Blue Color-Coded
	GA5795	-	Seed Disc, High-Rate Small Milo/Grain Sorghum, 60 Cell, Red Color-Coded
	GA6633	-	Seed Disc, High-Rate Large Milo/Grain Sorghum, 60 Cell, Yellow Color-Coded
16	GD8237	-	Upper Brush Retainer (Used W/Milo/Grain Sorghum Discs)
A	700-01079	-	Brush Meter (Items 1-9 and 11-14)



ITEM	PART NO.	QTY.	DESCRIPTION
1	GB0815	1	Shield
2	G11619	4	Phillips Pan Head Tapping Screw, No. 6-19 x 3/8"
3	GB0697	1	Chute Cover
4	GB0780	1	Brush
5	GB0823	1	Baffle
6	GB0816	1	Disc Hub
7	G11618	2	Torx Flat Head Tapping Screw, No. 6-19 x 1/4"
8	G11172	4	Hex Socket Head Shoulder Screw, 1/4"-20 x 3/8", Stainless Steel
9	GA20746	1	Brush Assembly
10	G11448	1	Pin, 1/4" x 1"

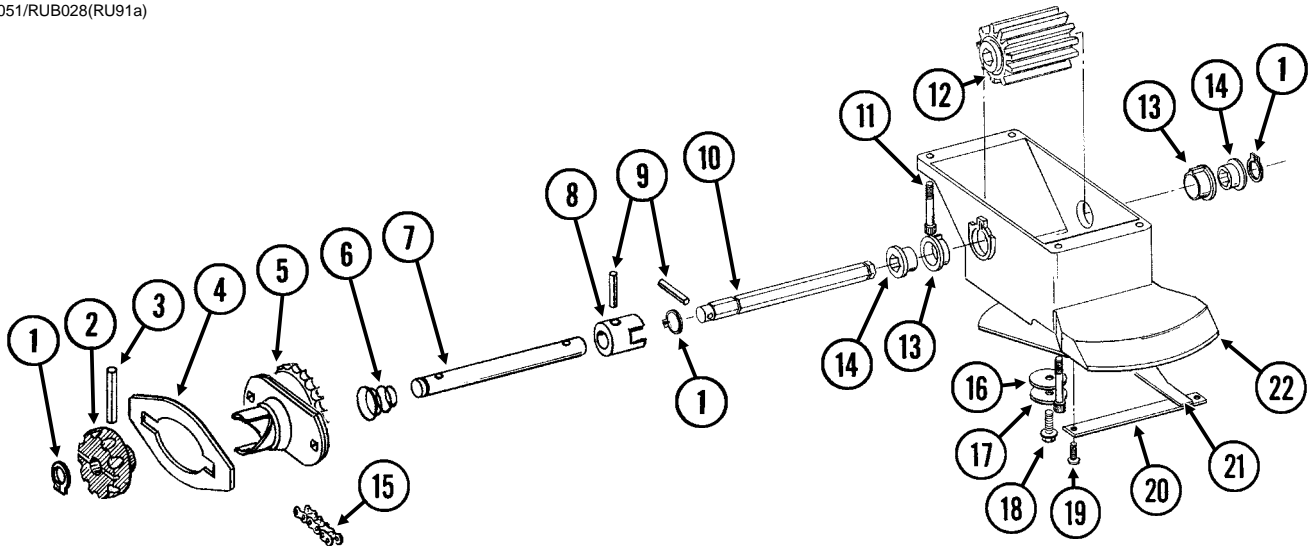
ITEM	PART NO.	QTY.	DESCRIPTION
11	G10475	1	Spring Pin, ¼" x 2¼"
12	GA22213	1	Meter Housing W/Bearing
13	GA20879	1	Inner Blade Sub Assembly
	G11693	2	Torx Flat Head Machine Screw, No. 4-40 x ½"
	GB0921	1	Lower Blade
	GB0973	1	Lower Control
14	GA20110	1	Singulator Guide Sub Assembly
	GD28776	1	Spring
	GB0902	1	Singulator Guide
	GB0910	1	Singulator Guide Mount
15	GB0920	1	Cover
16	GB0818	1	Vacuum Port, Pull Row Unit
17	GB0676	1	Lip Seal
18	GD26593	1	Gasket Housing
19	G11556	9	Phillips Pan Head Tapping Screw, 6-19 x ½"
20	GB0907	1	Retainer Spring
21	GD25147	1	Compression Spring
22	G11619	1	Phillips Pan Head Tapping Screw, No. 6-19 x ⅜"
23	GA18775	1	Singulator Assembly (Includes Items 13 and 14)
24	G9040X	1	Seed Disc, Corn, 40 Cell, Light Blue Color-Coded, Ejector Wheel, and Spring
	G9041X	-	Seed Disc, Soybean, 120 Cell, Black Color-Coded, Ejector Wheel, and Spring
	G9043X	-	Seed Disc, Sugar Beets/Milo, Dark Orange Color-Coded, Ejector Wheel, and Spring
	G9042X	-	Seed Disc, Sunflower, 40 Cell, Gray Color-Coded, Ejector Wheel, and Spring
	G9272X	-	Seed Disc, Cotton, 60 Cell, Green Color-Coded, Ejector Wheel, and Spring
	G9273X	-	Seed Disc, Black Turtle and Navy Edible Bean and Popcorn, 60 Cell, Brown Color-Coded, Ejector Wheel, and Spring
	G9308X	-	Seed Disc, Pinto and Great Northern Edible Beans and Low-Rate Soybean, 60 Cell, Dark Blue Color Coded, Ejector Wheel, and Spring
25	G11009	2	Locking Thumbscrew, ⅝"-18 x ¼"
26	GB0926	1	Shank Cover
27	GD28631	1	Cover Plate
28	G11281	2	Hex Button Head Cap Screw, 10-24 x ½"
29	GA20111	1	Vacuum Port, Push Row Unit
30	GA19112	-	Ejector Arm, Corn
	GA19113	-	Ejector Arm, Soybean
	GA19114	-	Ejector Arm, Sunflower
	GA19115	-	Ejector Arm, Beets/Milo
	GA20346	-	Ejector Arm, Black Turtle, Navy, Pinto, and Great Northern Edible Bean, Popcorn, and Low-Rate Soybean
31	GD25147	-	Compression Spring
A	G9277X	-	Vacuum Meter Assembly, Pull Row Unit (Items 1-23 and 27-28)
B	G9275X	-	Vacuum Meter Assembly, Push Row Unit (Items 1-14, 23, and 25-27)
C	GA20622	-	Cover Assembly (Items 15-22)

(METR14d)



ITEM	PART NO.	QTY. (Per Row)	DESCRIPTION
1	G11387	3	Flat Washer, 3/8" SAE
2	GD2971-10	1	Sleeve, 9/16" Long
3	GD11219	1	Spring
4	G10201	1	Special Washer, 3/8" x 1 1/2" O.D.
5	GD1026	1	Sleeve, 1 3/16" Long
6	GD11962	1	Idler
7	G10108	1	Lock Nut, 3/8"-16
8	G10670	2	Hair Pin Clip, No. 3
9	GD1059L	1	Support, L.H. (Shown)
	GD1059R	1	Support, R.H.
10	G10002	4	Hex Head Cap Screw, 3/8"-16 x 3/4"
	G10229	4	Lock Washer, 3/8"
11	G10312	8	Carriage Bolt, 5/16"-18 x 3/4"
	G10620	8	Serrated Flange Nut, 5/16"-18
12	G10325	1	Hex Head Cap Screw, 3/8"-16 x 2 3/4"
13	G10567	3	External Retaining Ring, 5/8"
14	GD11305	1	Plate
15	A10759	1	Hopper Panel Extension (Non-Stock Item) (Sub Wholegoods Order Code 700-01099)
16	GD11424	4	Block
17	G10023	2	Hex Head Cap Screw, 1/4"-20 x 3/4"
	G10621	2	Serrated Flange Nut, 1/4"-20
18	GD1060	1	Hinge
19	GA8371	1	Hopper
20	GA4444	1	Lid
21	GD11239	1	Knob
22	G10602	1	Spring Pin, 1/4" x 1 1/2"

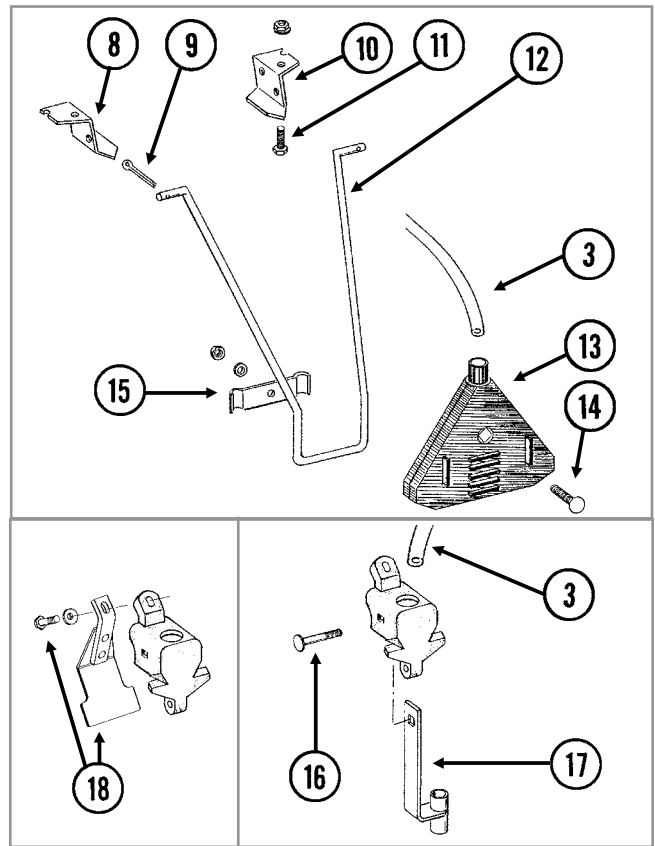
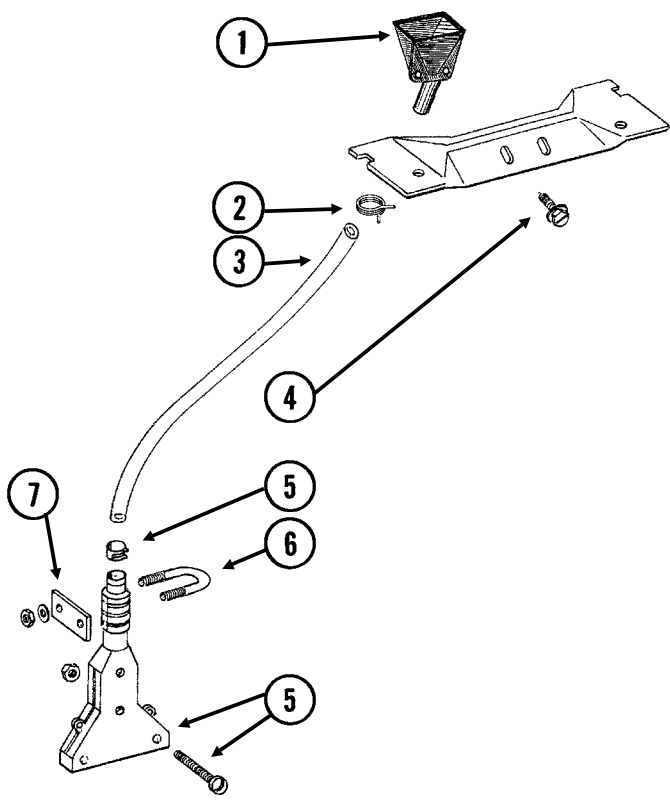
RUA051/RUB028(RU91a)



ITEM	PART NO.	QTY. (Per Row)	DESCRIPTION
1	G10567	3	External Retaining Ring, 5/8"
2	GD11239	1	Knob
3	G10602	1	Spring Pin, 1/4" x 1 1/2"
4	---	-	See "Granular Chemical Hopper and Hopper Panel Extension" on page P31
5	GA8364	1	Sprocket And Bearing, Drive Clutch, 24 Tooth
6	GD11413	1	Spring
7	GD11240	1	Shaft
8	GB0278	1	Coupler
9	G10546	2	Spring Pin, 3/16" x 1 1/4"
10	GD11297	1	Shaft
11	G10921	4	Hex Socket Head Cap Screw, No. 10-24 x 7/8"
12	GD7148	1	Feed Roller, Hex Bore
13	GB0115	2	Bearing
14	GD7258	2	Hex Bushing
15	G3303-108	1	Chain, No. 41, 108 Pitch Including Connector Link (Vacuum)
	G3303-114	1	Chain, No. 41, 114 Pitch Including Connector Link (Mechanical)
	GR0196	1	Connector Link, No. 41
16	G10660	1	Wave Washer, 1/2"
17	G11385	1	Flat Washer, 1/4" SAE
18	G10570	1	Slotted Hex Self-Tapping Screw, 1/4"-20 x 3/4"
19	G11073	2	Slotted Hex Self-Tapping Screw, No. 10 x 3/8"
20	GD1061	1	Support Strap
21	GD1063	1	Metering Gate
22	GB0116	1	Granular Housing
A	GA8326	-	Granular Chemical Meter Complete (Items 1, 9, 10, 12-14, and 16-22)
B	GA8366	-	Granular Chemical Meter Clutch (Items 1-3 and 5-9)

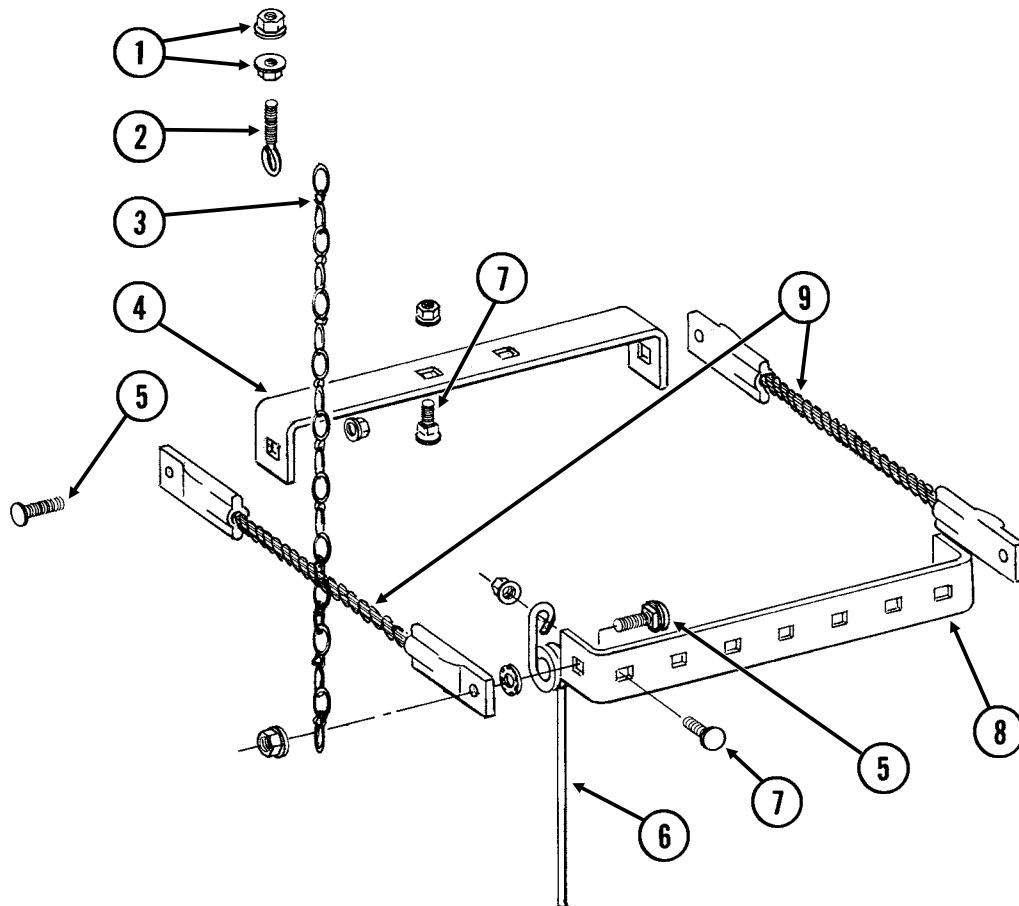
This page left blank intentionally.

RUA061/RUA073(RU101mm/RU83m)



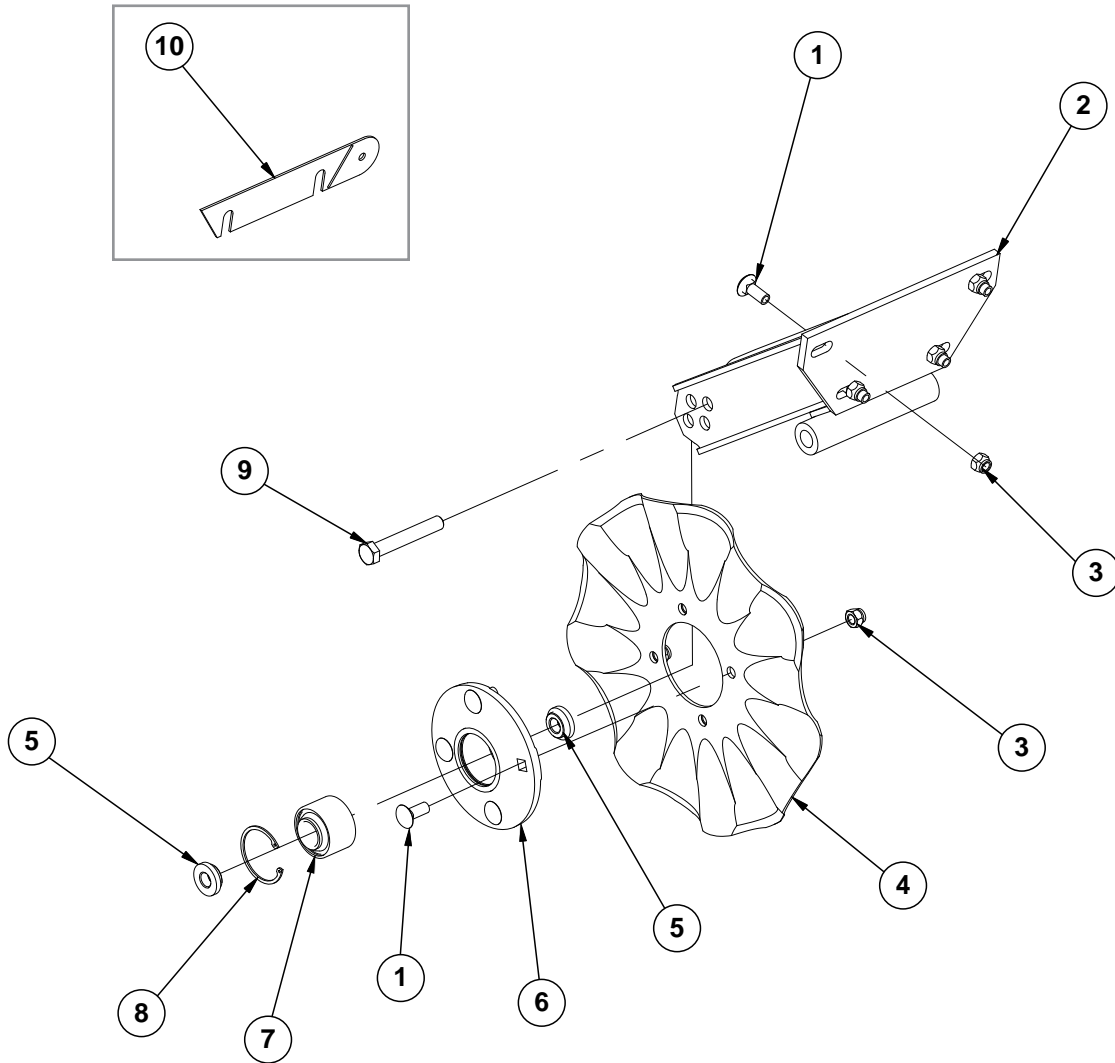
ITEM	PART NO.	QTY.	DESCRIPTION
1	GD2423	1	Funnel
2	G11209	1	Wire Hose Clamp, ¾"
3	GD2947	1	Hose, 7/16" x 28"
4	G10523	2	Slotted Pan Head Self-Tapping Screw, No. 10 x ½"
5	GA6907	1	Slope-Compensating Bander W/Hardware (4½" Band Width)
	G10864	1	Uni-Clamp
	G10757	2	Pan Head Screw, No. 10-32 x 1¼"
	G10758	2	Hex Nut, No. 10-32
6	GD10963	1	U-Bolt, 1½" x 1⅝" x ¼"-20
	G11385	2	Flat Washer, ¼" SAE
	G10110	2	Lock Nut, ¼"-20, Grade B
7	GD10984	1	Spacer
8	GD1115L	-	Hanger Bracket, L.H.
9	G10452	-	Cotter Pin, ⅛" x ½"
10	GD1115R	-	Hanger Bracket, R.H.
11	G10310	-	Carriage Bolt, ¼"-20 x ¾", Grade 2
	G10227	-	Lock Washer, ¼"
	G10103	-	Hex Nut, ¼"-20
12	GD1116	-	Hanger
13	GA2075	-	Diffuser, 14" Band
14	G10306	-	Carriage Bolt, ⅜"-16 x 2"
	G10229	-	Lock Washer, ⅜"
	G10101	-	Hex Nut, ⅜"-16
15	GD1118	-	Clamp
16	G10315	1	Carriage Bolt, ½"-13 x 2½" (Replaces Existing ½" x 2¼" Hardware)
17	GA6741	1	Bracket (Straight Drop In-Furrow)
18	G1K385	-	Bander Shield Kit W/Hardware And Instruction
	G10003	1	Hex Head Cap Screw, ⅜"-16 x 1½"
	G11387	1	Flat Washer, ⅜" SAE

RUA055(RU95)



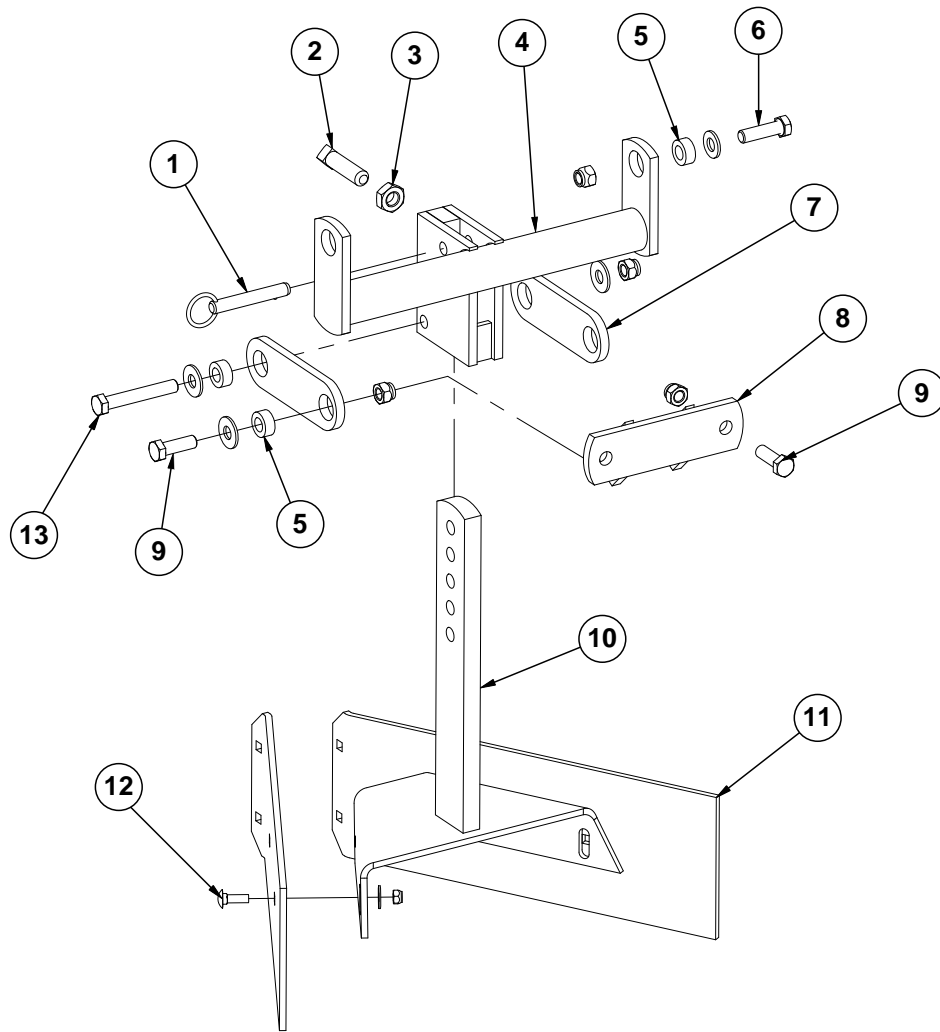
ITEM	PART NO.	QTY. (Per Row)	DESCRIPTION
1	G10621	4	Serrated Flange Nut, 1/4"-20
2	GD2460	2	Eyebolt, 1/4"-20
3	G3305-01	2	Twin Loop Chain, 9 Links
4	GD1143	1	Front Bracket
5	G10305	4	Carriage Bolt, 3/8"-16 x 1"
	G10529	4	External Tooth Lock Washer, 3/8"
	G10622	4	Serrated Flange Nut, 3/8"-16
6	GD1145	7	Spring Tooth
7	G10305	9	Carriage Bolt, 3/8"-16 x 1"
	G10622	9	Serrated Flange Nut, 3/8"-16
8	GD1144	1	Rear Bracket
9	GA2094	2	Cable Assembly

(IP1279)



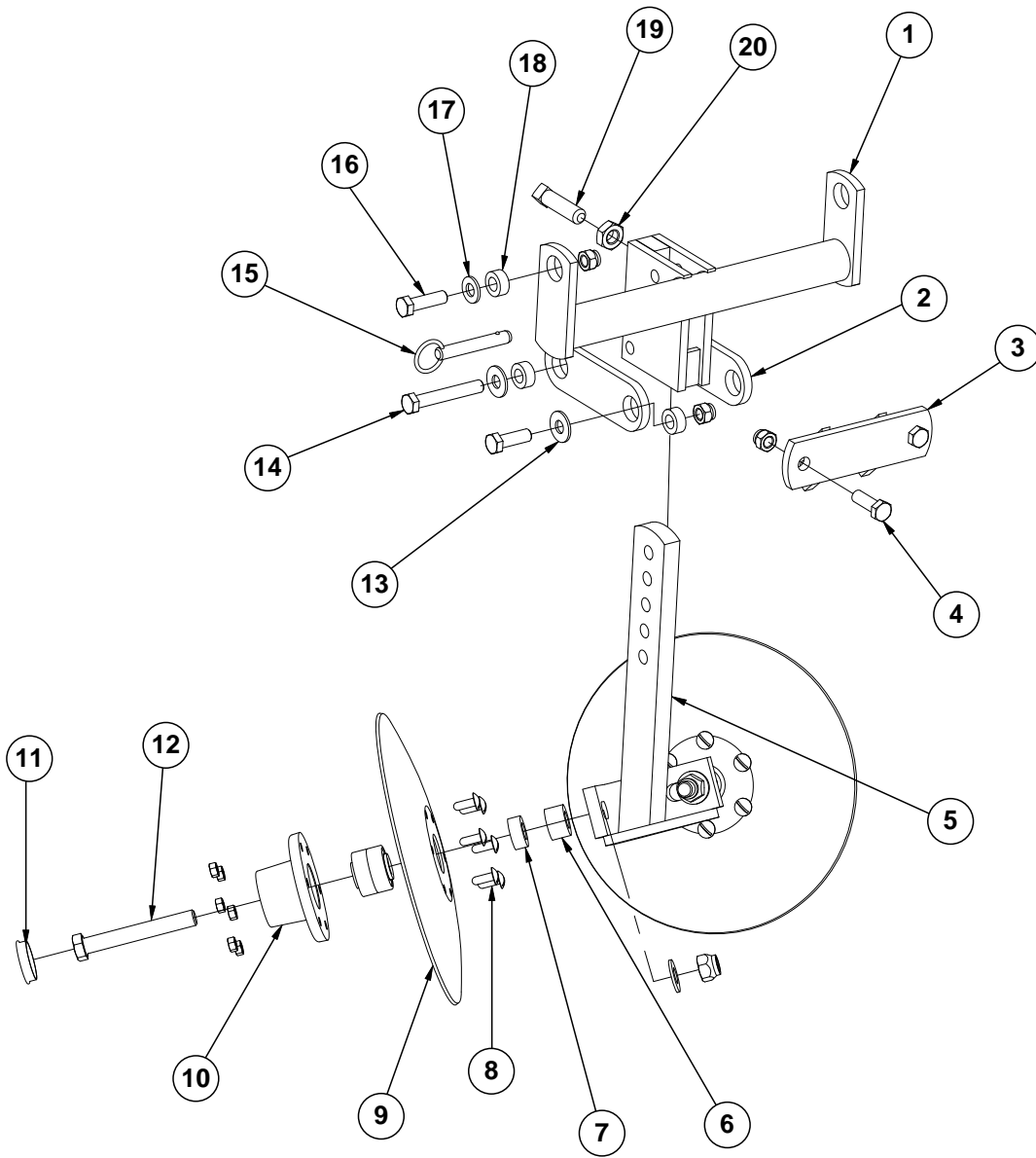
ITEM	PART NO.	QTY. (Per Row)	DESCRIPTION
1	G10574	8	Carriage Bolt, 1/2"-13 x 1 1/4"
2	GA11520	1	Arm
3	G10111	8	Lock Nut, 1/2"-13
4	GD7803	1	Disc Blade, Fluted, 1", 8 Flutes (Shown)
	GD7804	-	Disc Blade, Bubbled, 1"
	GD9254	-	Disc Blade, Fluted, 3/4", 13 Flutes
5	GD11677	2	Adapter
6	GA8641	1	Hub W/Bearing And Retaining Ring (Includes items 7 and 8)
7	GA8603	1	Bearing, Double Row
8	GD19292	1	Retaining Ring (Square), 27/16"
9	G10036	1	Hex Head Cap Screw, 5/8"-11 x 4"
	G10107	1	Lock Nut, 5/8"-11
10	GD14398	1	Spacer

(IP1283)



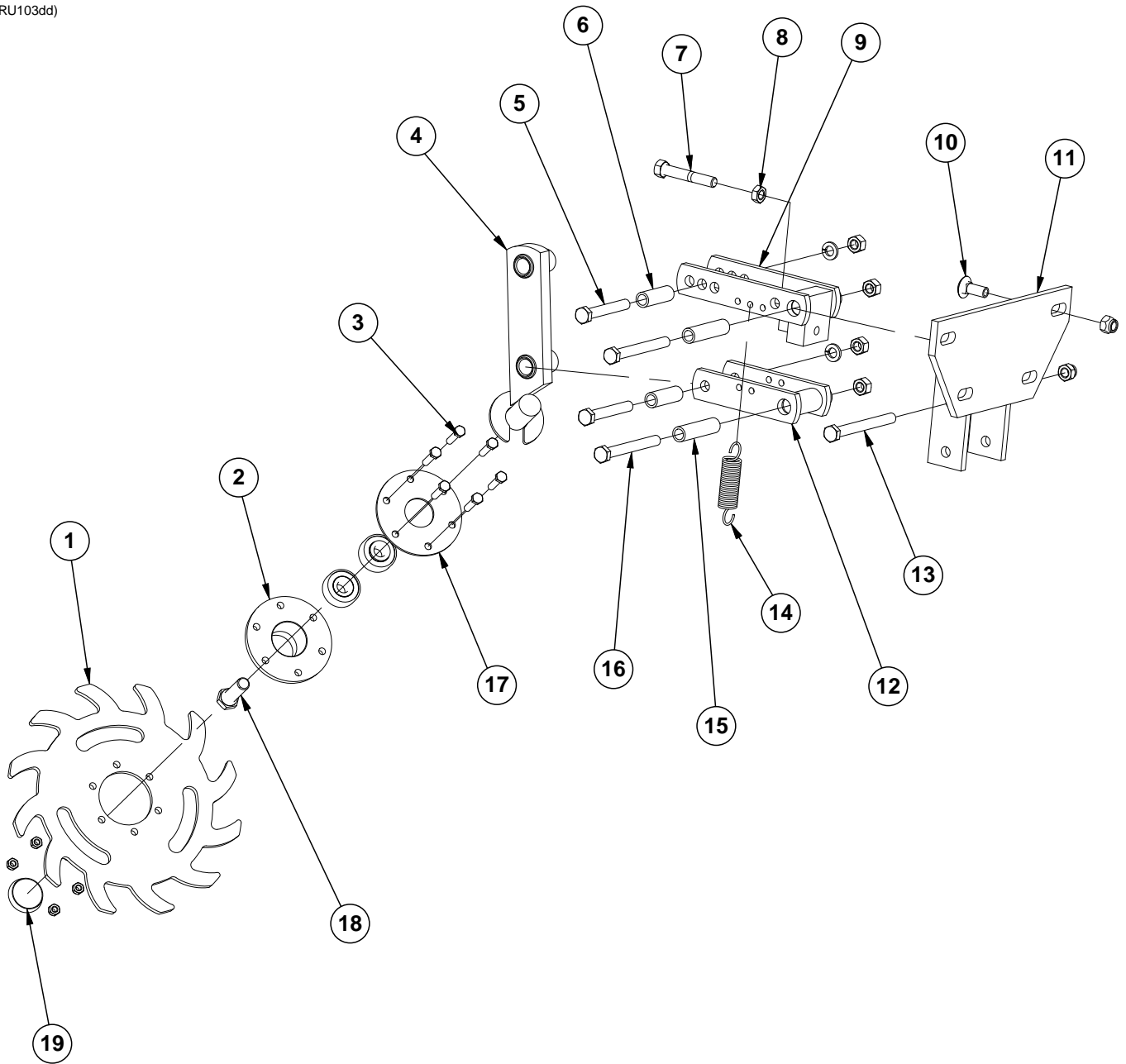
ITEM	PART NO.	QTY. (Per Row)	DESCRIPTION
1	G10536	1	Detent Pin, 1/2" x 2 1/2" Grip
2	G10597	1	Square Head Set Screw, 5/8"-11 x 2 1/4"
3	G10503	1	Hex Jam Nut, 5/8"-11, Grade 2
4	GA5719	1	Mounting Bracket
5	GD7889	6	Bushing, 1" O.D. x 9/16" I.D. x 7/16" Long
6	G10039	2	Hex Head Cap Screw, 1/2"-13 x 1 3/4"
	G11389	2	Flat Washer, 1/2" SAE
	G10111	2	Lock Nut, 1/2"-13
7	GD7890	2	Link
8	GA5715	1	Anchor
9	G10017	4	Hex Head Cap Screw, 1/2"-13 x 1 1/2"
	G11389	2	Flat Washer, 1/2" SAE
	G10111	4	Lock Nut, 1/2"-13
10	GA5892	1	Leveler
11	GD8266	2	Blade
12	G10303	6	Carriage Bolt, 5/16"-18 x 1"
	G11386	4	Flat Washer, 5/16" SAE
	G10109	6	Lock Nut, 5/16"-18, Grade 8
13	G10585	1	Hex Head Cap Screw, 1/2"-13 x 3 1/4"
	G11389	2	Flat Washer, 1/2" SAE
	G10111	1	Lock Nut, 1/2"-13

(IP1284)



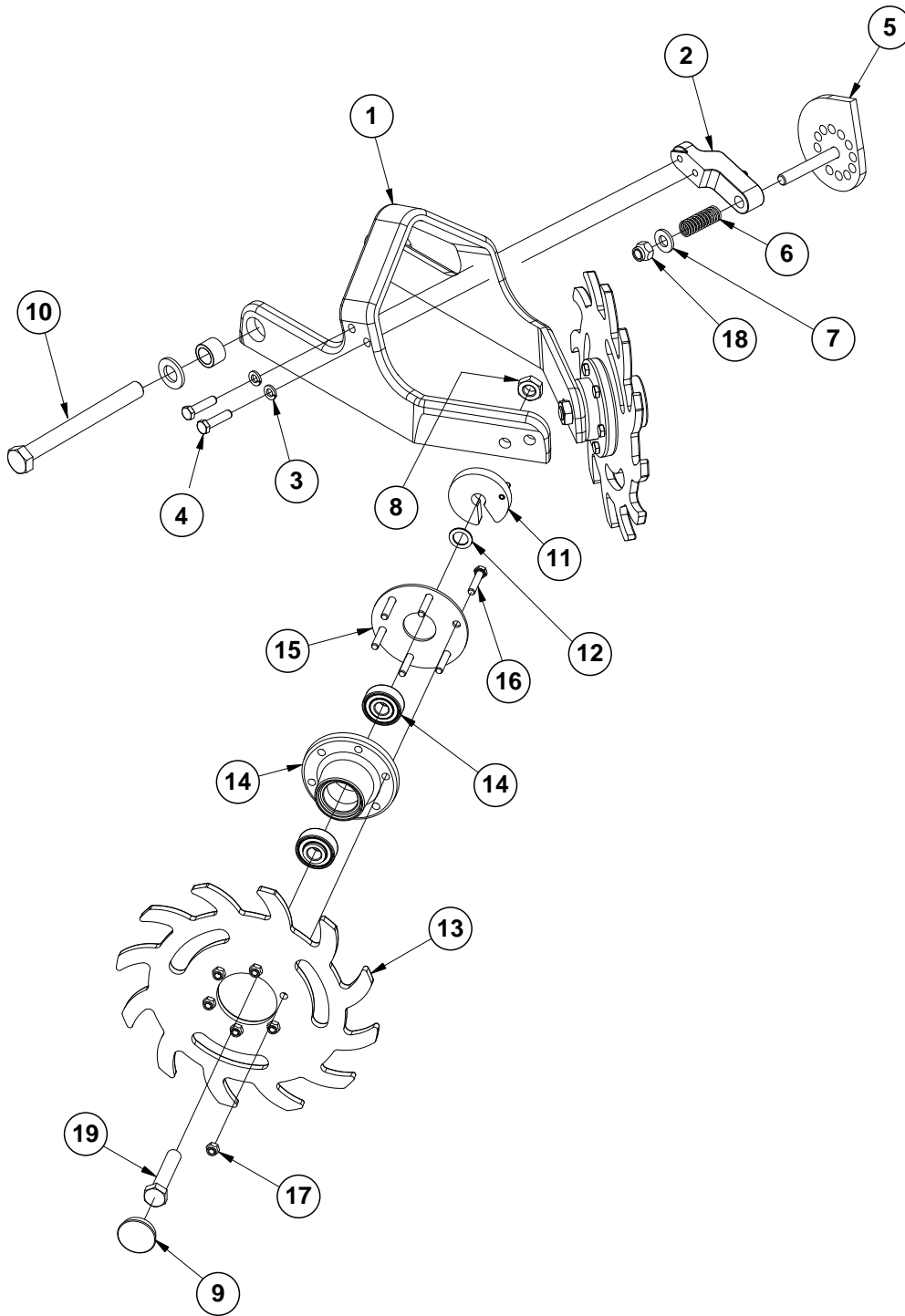
ITEM	PART NO.	QTY. (Per Row)	DESCRIPTION
1	GA5719	1	Mounting Bracket
2	GD7890	2	Link
3	GA5715	1	Anchor
4	G10017	2	Hex Head Cap Screw, 1/2"-13 x 1 1/2"
	G10111	2	Lock Nut, 1/2"-13
5	GA5718	1	Support Arm
6	GD7817-01	2	Spacer, 1 1/16" I.D. x 3/4" Long
7	GD7817-04	2	Spacer, 1 1/16" I.D. x 1/2" Long
8	G10572	12	Truss Head Slotted Machine Screw, 5/16"-18 x 7/8"
	G10106	12	Hex Nut, 5/16"-18
9	GD7823	-	Disc Blade, Solid, 12" (Shown)
	GD8307	-	Disc Blade, Notched, 12"
10	GA5654	2	Hub W/Bearings
	GA2014	-	Bearing
11	GD1132	2	Dust Cap
12	G10318	2	Hex Head Cap Screw, 5/8"-11 x 4 1/2"
	G10107	2	Lock Nut, 5/8"-11
	G11391	2	Flat Washer, 5/8" SAE
13	G11389	2	Flat Washer, 1/2" SAE
	G10017	2	Hex Head Cap Screw, 1/2"-13 x 1 1/2"
	G10111	2	Lock Nut, 1/2"-13
14	G10585	1	Hex Head Cap Screw, 1/2"-13 x 3 1/4"
	G11389	2	Flat Washer, 1/2" SAE
	G10111	1	Lock Nut, 1/2"-13
15	G10536	1	Detent Pin, 1/2" x 2 1/2" Grip
16	G10039	2	Hex Head Cap Screw, 1/2"-13 x 1 3/4"
	G10111	2	Lock Nut, 1/2"-13
17	G11389	2	Flat Washer, 1/2" SAE
18	GD7889	6	Bushing, 1" O.D. x 9/16" I.D. x 7/16" Long
19	G10597	1	Square Head Set Screw, 5/8"-11 x 2 1/4"
20	G10503	1	Hex Jam Nut, 5/8"-11, Grade 2

(RU103dd)



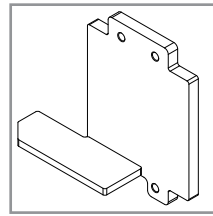
ITEM	PART NO.	QTY. (Per Row)	DESCRIPTION
1	GB0387	1	Wheel, 12 Tine, 3/8" x 12"
2	GA5654	1	Hub W/Bearings
	GA2014	-	Bearing
3	G10133	6	Hex Head Cap Screw, 5/16"-18 x 1 1/2"
	G10109	6	Lock Nut, 5/16"-18, Grade 8
4	GA6838	1	Wheel Mount
5	G10033	2	Hex Head Cap Screw, 1/2"-13 x 3 1/2"
	G10228	2	Lock Washer, 1/2"
	G10102	2	Hex Nut, 1/2"-13
6	GD9720	2	Spacer, 1/2" x 2 3/16" Long
7	G10371	1	Hex Head Cap Screw, 1/2"-13 x 3", Full Thread
8	G10501	1	Hex Jam Nut, 1/2"-13, Grade 2
9	GA6833	1	Upper Link
10	G10574	4	Carriage Bolt, 1/2"-13 x 1 1/4"
	G10111	4	Lock Nut, 1/2"-13
11	GA6832	1	Mount
12	GA6834	1	Lower Link
13	G10348	1	Hex Head Cap Screw, 1/2"-13 x 5" (Lockup Bolt)
	G10111	1	Lock Nut, 1/2"-13
14	GD5857	2	Spring
15	GD9715	2	Spacer, 1/2" x 3" Long
16	G10045	2	Hex Head Cap Screw, 1/2"-13 x 4 1/2"
	G10228	2	Lock Washer, 1/2"
	G10102	2	Hex Nut, 1/2"-13
17	GD9724	1	Backing Plate
18	G10006	1	Hex Head Cap Screw, 5/8"-11 x 2 1/4"
19	GD1132	1	Dust Cap
A	GA12236	-	Wheel Assembly, 12 Tine, R.H. (Items 1-3 and 18)

(IP1468)

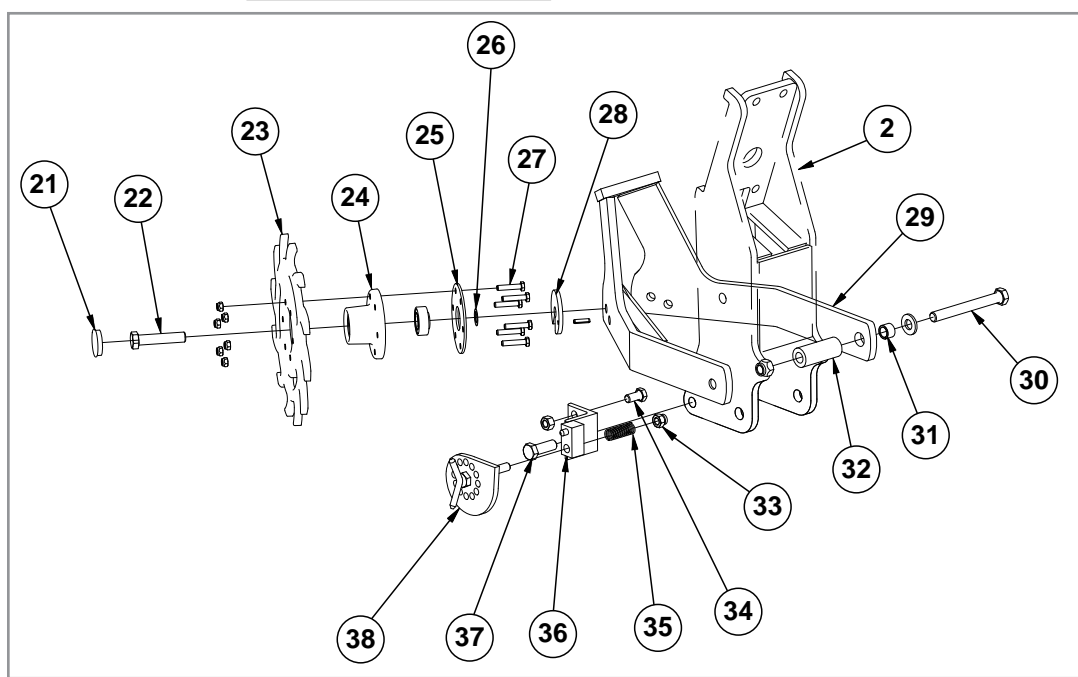
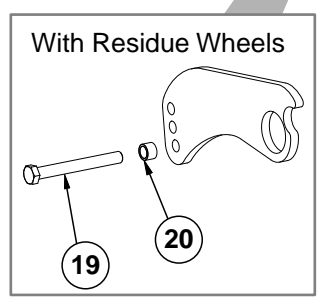
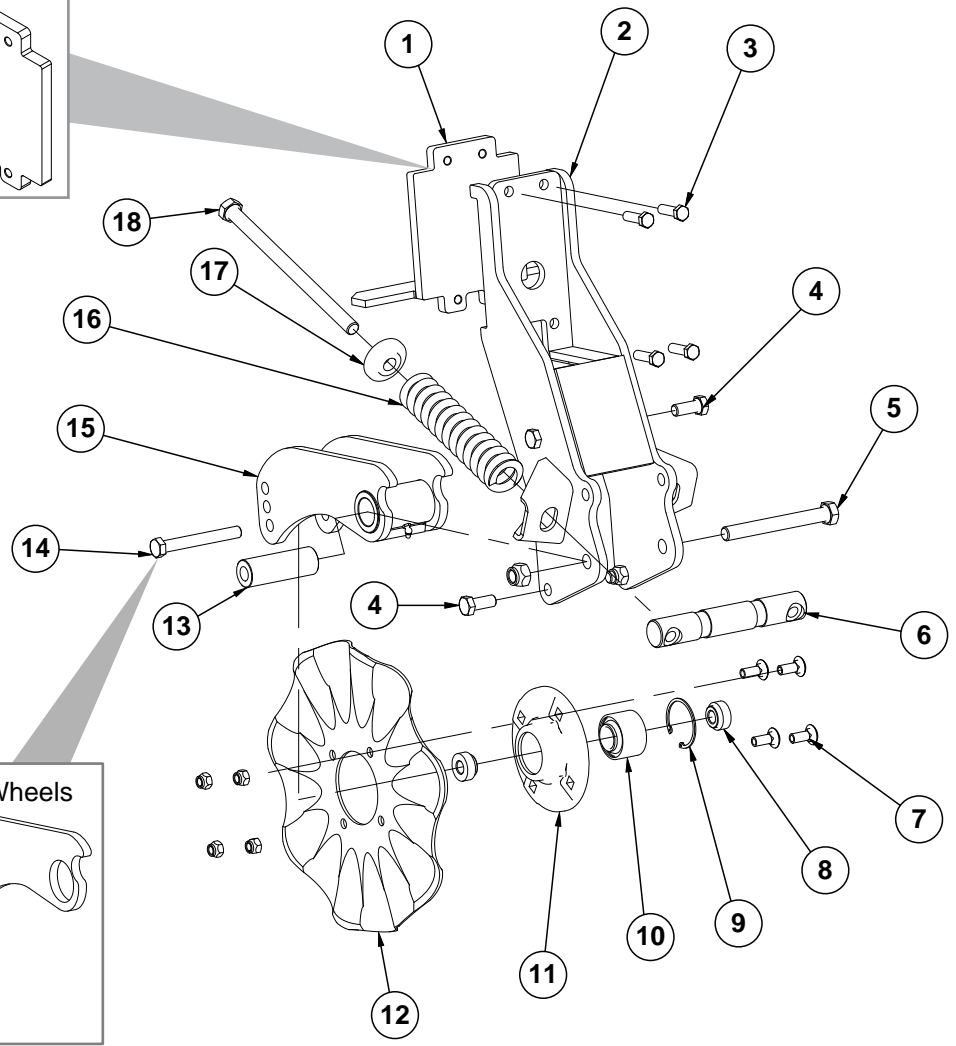


ITEM	PART NO.	QTY. (Per Row)	DESCRIPTION
1	GB0464	1	Residue Wheel Mount
2	GD26973	1	Cam Locking Pin
3	G10229	2	Lock Washer, 3/8"
4	G10004	2	Hex Head Cap Screw, 3/8"-16 x 1 1/4"
5	GA14251	1	Cam
6	GD10519	1	Spring
7	G11389	1	Flat Washer, 1/2" Plated SAE
8	G10503	2	Hex Jam Nut, 5/8"-11, Grade 2
9	GD1132	2	Dust Cap
10	G11236	1	Hex Head Cap Screw, 3/4"-10 x 10 1/2"
	G11392	2	Flat Washer, 3/4" SAE
	GB0383	2	Bushing, 1 1/8" O.D. x 25/32" I.D. x 3/4" Long
	G11228	1	Lock Nut, 3/4"-10
11	GA8760	2	Weed Guard W/Spring Pin
	G10765	-	Spring Pin, 1/4" x 1"
12	GD30725	4	Machine Bushing, 5/8" (.030" Thick)
13	GB0387	2	Wheel, 12 Tine, 3/8" x 12"
14	GA5654	2	Hub W/Bearings
	GA2014	-	Bearing
15	GD9724	2	Backing Plate
16	G10133	12	Hex Head Cap Screw, 5/16"-18 x 1 1/2"
17	G10109	12	Lock Nut, 5/16"-18, Grade 8
18	G10974	1	Lock Nut W/Nylon Insert, 1/2"-13
19	G10010	2	Hex Head Cap Screw, 5/8"-11 x 3"
A	GA12235	-	L.H. Residue Wheel (Items 13-17)
B	GA12236	-	R.H. Residue Wheel (Items 13-17)

(IP1292/IP1294)

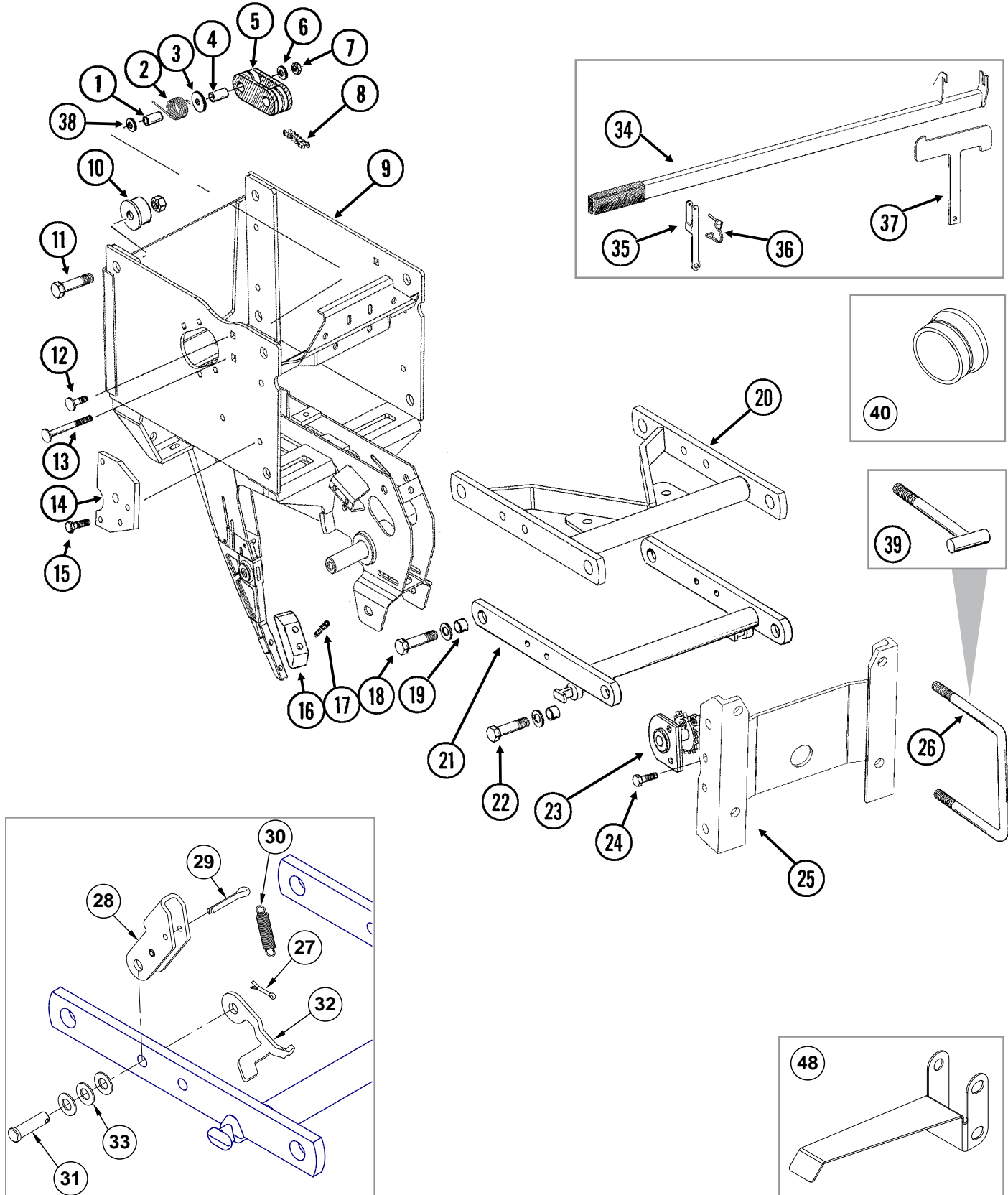


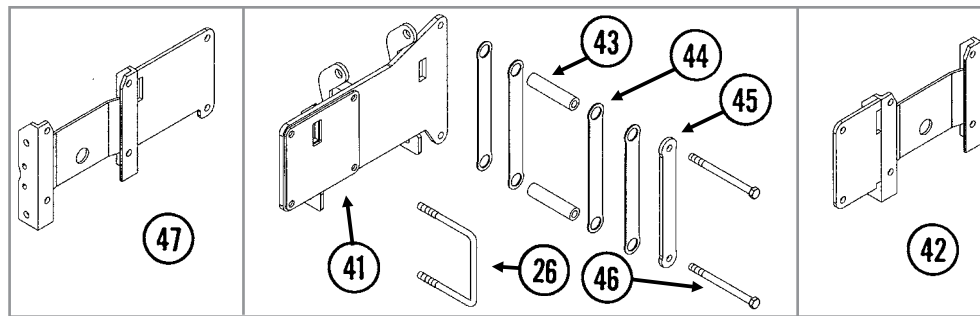
NOTE: Four center row units require special mount and extension brackets when using Frame Mounted Coultter W/Residue Wheels. See [See "Parallel Arms, Mounting Support Plate, and Quick Adjustable Down Forces Springs Option"](#) on page P5.



ITEM	PART NO.	QTY. (Per Row)	DESCRIPTION
1	GA9844	1	Plate W/Angle
	GA22215	-	L.H. Opener Brace (12 Row - Row No. 4; 16 Row - Row No. 6)
	GA22216	-	R.H. Opener Brace (12 Row - Row No. 9; 16 Row - Row No. 11)
2	GA9131	1	Coulter Frame
3	G10039	4	Hex Head Cap Screw, 1/2"-13 x 1 3/4"
4	G10007	4	Hex Head Cap Screw, 5/8"-11 x 1 1/2"
	G10107	4	Lock Nut, 5/8"-11
5	G10400	1	Hex Head Cap Screw, 3/4"-10 x 6 1/2"
	G10112	1	Lock Nut, 3/4"-10
6	GD12826	1	Spring Anchor Bar
7	G10574	4	Carriage Bolt, 1/2"-13 x 1 1/4"
	G10111	4	Lock Nut, 1/2"-13
8	GD12827	2	Adapter
9	GD19292	1	Retaining Ring, 2 7/16"
10	GA8603	1	Bearing, Double Row
11	GB0291	1	Coulter Hub
12	GD7803	1	Disc Blade, Fluted, 1", 8 Flutes (Shown)
	GD7804	-	Disc Blade, Bubbled, 1"
	GD9254	-	Disc Blade, Fluted, 3/4", 13 Flutes
13	GD12829	1	Sleeve
14	G10046	1	Hex Head Cap Screw, 5/8"-11 x 5"
	G10107	1	Lock Nut, 5/8"-11
15	GA9845	1	Coulter Arm W/Grease Fitting
	G10643	-	Grease Fitting, 45°, 1/4"-28
16	GD12817	2	Compression Spring
17	GB0213	2	Spring Seat
18	G11010	2	Hex Head Cap Screw, 3/4"-10 x 12"
19	G10011	1	Hex Head Cap Screw, 5/8"-11 x 5 1/2"
20	GB0218	1	Bushing, 2 1/32" I.D. x 7/8" O.D. x 1 9/32" Long
21	GD1132	2	Dust Cap
22	G10010	2	Hex Head Cap Screw, 5/8"-11 x 3"
	G10503	2	Hex Jam Nut, 5/8"-11, Grade 2
23	GB0387	2	Wheel, 12 Tine, 3/8" x 12"
24	GA5654	2	Hub W/Bearings
	GA2014	2	Bearing
25	GD9724	2	Backing Plate
26	G10213	2	Machine Bushing, 5/8" (.030" Thick)
27	G10133	12	Hex Head Cap Screw, 5/16"-18 x 1 1/2"
	G10109	12	Lock Nut, 5/16"-18, Grade 8
28	GA9862	2	Weed Guard W/Spring Pin
	G10765	1	Spring Pin, 1/4" x 1"
29	GA9865	1	Mount
30	G10011	2	Hex Head Cap Screw, 5/8"-11 x 5 1/2"
	G11391	2	Flat Washer, 5/8" SAE
	G10730	2	Lock Nut W/Nylon Insert, 5/8"-11
31	GB0218	2	Bushing, 2 1/32" I.D. x 7/8" O.D. x 1 9/32" Long
32	GD14170	2	Sleeve, 3"
34	G10014	1	Hex Head Cap Screw, 1/2"-13 x 1"
	G10102	1	Hex Nut, 1/2"-13
33	G10974	1	Lock Nut W/Nylon Insert, 1/2"-13
35	GD10519	1	Spring
36	GA15312	1	Support
37	G10005	1	Hex Head Cap Screw, 5/8"-11 x 1 3/4"
	G10107	1	Lock Nut, 5/8"-11
38	GA9861	1	Cam
A	GA12236	-	Wheel Assembly, 12 Tine, R.H. (Items 23-25 and 27) (Shown)
	GA12235	-	Wheel Assembly, 12 Tine, L.H. (Items 23-25 and 27)
B	GA8641	1	Hub W/Bearing And Retaining Ring (Items 9-11)

NOTE: Push row units use the same seed tube, row unit depth adjustment components, quick adjustable down force springs, 15" opener disc blades, gauge wheels, closing wheels, meter drive and seed hopper as the pull row unit. See those pages for common parts.





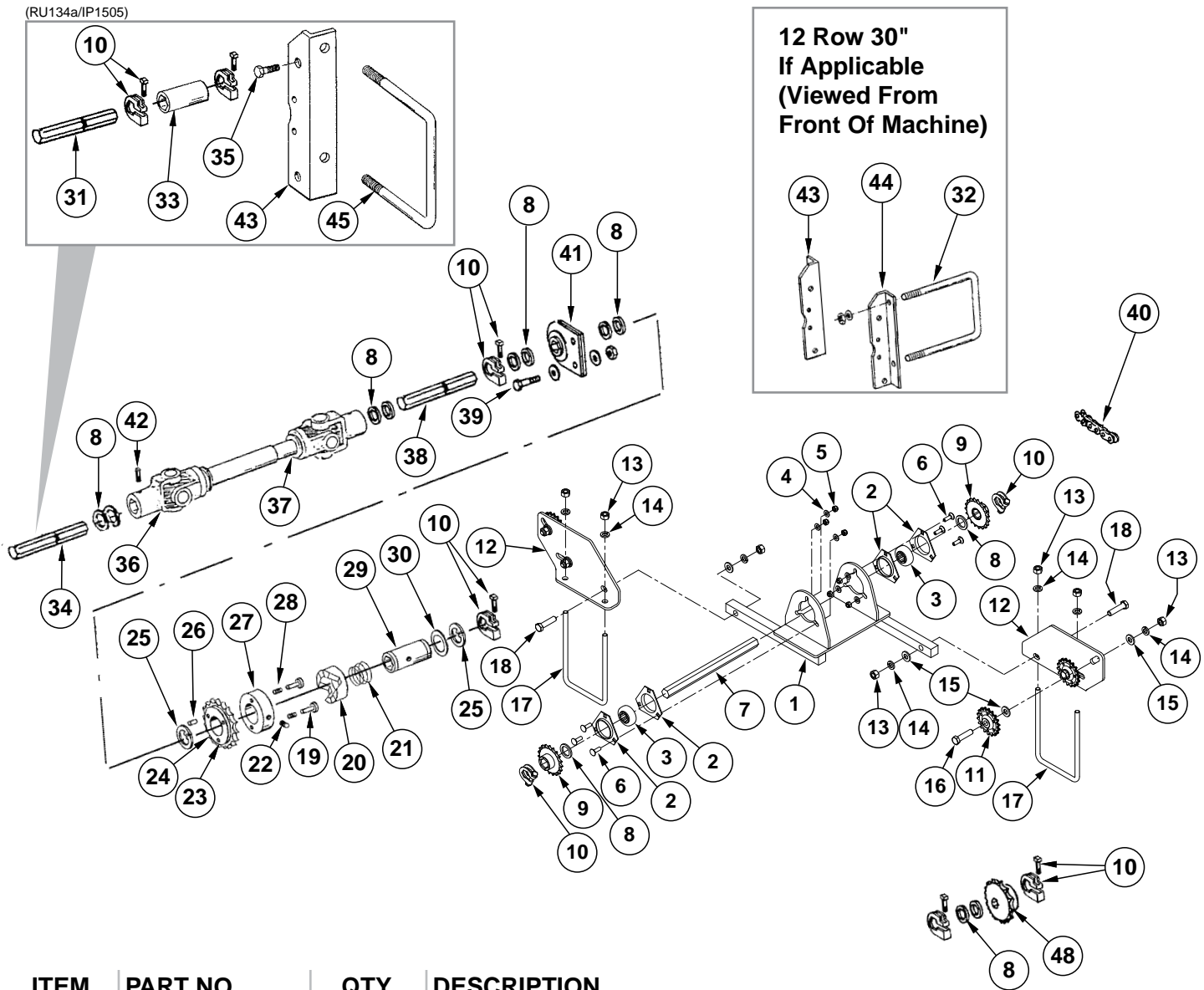
ITEM	PART NO.	QTY. (Per Row)	DESCRIPTION
1	GD1026	1	Sleeve, 1 $\frac{3}{16}$ " Long
2	GD11218	1	Spring
3	G10201	1	Special Washer, $\frac{3}{8}$ " x 1 $\frac{1}{2}$ " O.D.
4	GD8893-01	1	Sleeve, 1 $\frac{3}{8}$ " Long
5	GD11962	1	Idler
6	G11387	1	Flat Washer, $\frac{3}{8}$ " SAE
7	G10108	1	Lock Nut, $\frac{3}{8}$ "-16
8	G3303-96	1	Chain, No. 41, 96 Pitch Including Connector Link
	GR0196	1	Connector Link, No. 41
9	GA10161	-	Push Row Unit Shank
10	GB0314	2	Hopper Mount
11	G10751	2	Hex Head Cap Screw, $\frac{5}{8}$ "-18 x 1 $\frac{3}{4}$ "
	G11514	2	Lock Nut, $\frac{5}{8}$ "-18
12	G10599	1	Carriage Bolt, $\frac{3}{8}$ "-16 x 1 $\frac{1}{4}$ "
	G10101	1	Hex Nut, $\frac{3}{8}$ "-16
	G10108	1	Lock Nut, $\frac{3}{8}$ "-16
13	G10307	1	Carriage Bolt, $\frac{3}{8}$ "-16 x 3 $\frac{1}{2}$ "
14	GD24545	2	Stop
15	G10004	4	Hex Head Cap Screw, $\frac{3}{8}$ "-16 x 1 $\frac{1}{4}$ "
	G10108	4	Lock Nut, $\frac{3}{8}$ "-16
16	GB0301	1	Seed Tube Guard/Inner Scraper
17	G10912	2	Hex Socket Head Cap Screw, $\frac{5}{16}$ "-18 x 1", Grade 8
18	G10751	4	Hex Head Cap Screw, $\frac{5}{8}$ "-18 x 1 $\frac{3}{4}$ "
	G11391	4	Flat Washer, $\frac{5}{8}$ " SAE
	G11514	4	Lock Nut, $\frac{5}{8}$ "-18
19	GB0218	8	Bushing, $2\frac{1}{32}$ " I.D. x $\frac{7}{8}$ " O.D. x $1\frac{9}{32}$ " Long
20	GA11969	1	Upper Arm
21	GA5787	1	Lower Arm
22	G10732	4	Hex Head Cap Screw, $\frac{5}{8}$ "-18 x 2"
	G11391	4	Flat Washer, $\frac{5}{8}$ " SAE
	G11514	4	Lock Nut, $\frac{5}{8}$ "-18
23	GA1720	1	Bearing/Sprocket, $\frac{7}{8}$ " Hex Bore
24	G10004	2	Hex Head Cap Screw, $\frac{3}{8}$ "-16 x 1 $\frac{1}{4}$ "
	G10229	2	Lock Washer, $\frac{3}{8}$ "
	G10101	2	Hex Nut, $\frac{3}{8}$ "-16
25	GA11971	1	Mounting Plate
26	GD1113	-	U-Bolt, 5" x 7" x $\frac{5}{8}$ "-11
	G10230	-	Lock Washer, $\frac{5}{8}$ "
	G10104	-	Hex Nut, $\frac{5}{8}$ "-11
27	G10451	1	Cotter Pin, $\frac{1}{8}$ " x 1"

Continued on the next page.

ITEM	PART NO.	QTY. (Per Row)	DESCRIPTION
28	GD11264 G10718	1	Lockup Spring Pin, 5/16" x 1 1/8"
29	G10463	1	Cotter Pin, 1/4" x 1 1/2"
30	GD25569	1	Spring
31	G10284	1	Clevis Pin, 1/2" x 1 1/2"
32	GD25568 GD29459	1	Spring Mount Tab, L.H. Spring Mount Tab, R.H.
33	G10216	3	Washer, 1/2" USS
34	GA8651 GD11649	1 -	Lift Lever W/Boot Boot
35	GD18073	1	Bracket (Lift Lever)
36	GD9695	1	Wire Lock Pin, 1/4" x 1 3/4"
37	GD18074	1	Mount
38	G11387	1	Flat Washer, 3/8" SAE
39	GA9105 G10230 G10104	- - -	T-Bolt, 5/8"-11 x 6" (Center Rows) Lock Washer, 5/8" Hex Nut, 5/8"-11
40	GD17052 G10001 G10108 G11387	- - - -	Vacuum Plug Hex Head Cap Screw, 3/8"-16 x 1" Lock Nut, 3/8"-16 Flat Washer, 3/8" SAE
41	GA12677	-	Offset Hinge Mount
42	GA12675	-	Offset Mount
43	GD7817-18	2	Spacer, 1 1/16" I.D. x 5 1/2" Long
44	GD18136	4	Pad
45	GD18135	1	Bar
46	G10341 G10230 G10104	- - -	Hex Head Cap Screw, 5/8"-11 x 8" Lock Washer, 5/8" Hex Nut, 5/8"-11
47	GA12676	-	Offset Mount
48	GD29806	-	Seed Tube Bracket
A	G1K534	-	Push Unit Lock-Up Kit, Items 27-33 (includes GD11648 - Push Unit Stop)
B	G1K535	-	Push Unit Spring Lock-Up Kit, Items 27-33

This page left blank intentionally.

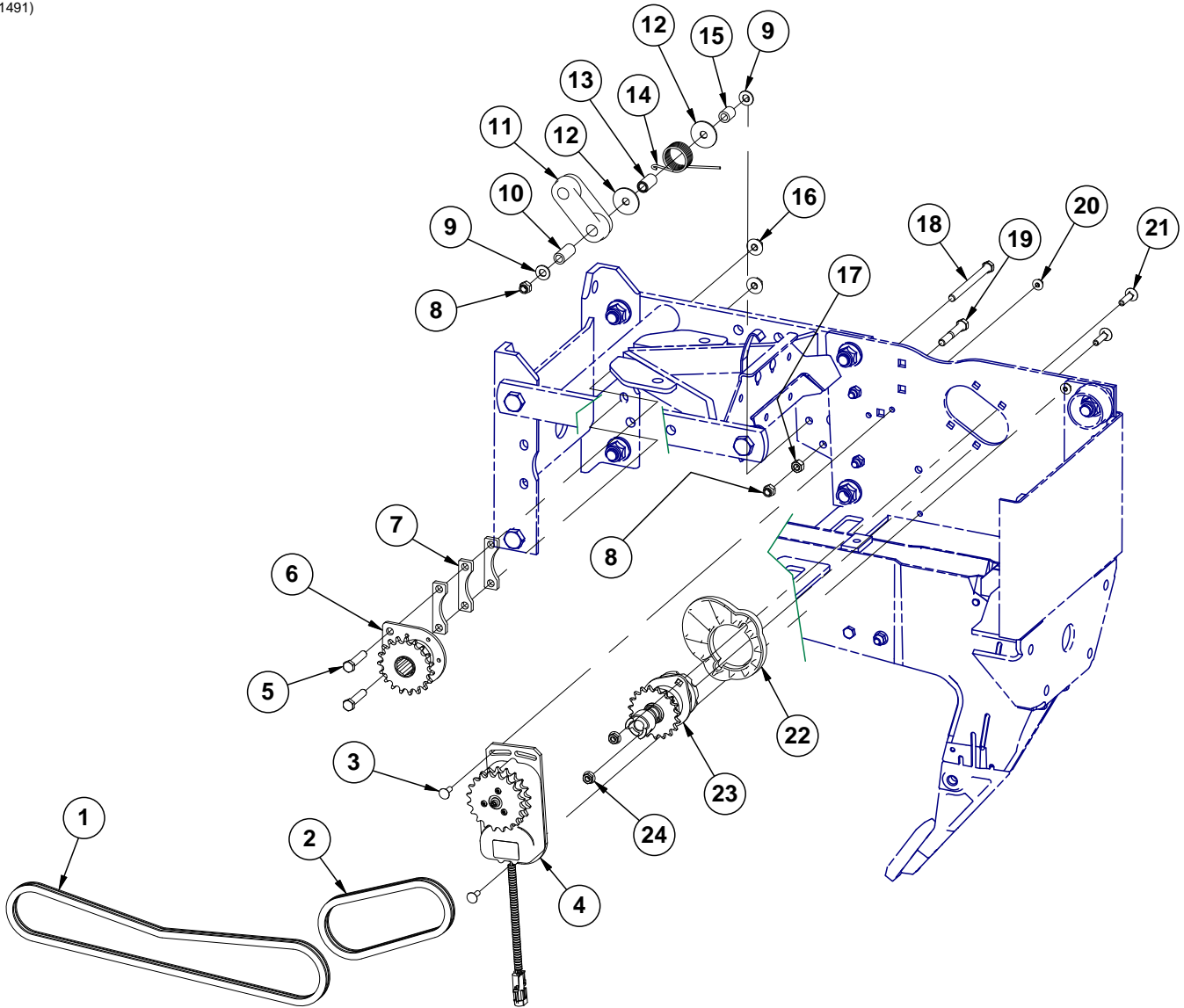
(RU134a/IP1505)



ITEM	PART NO.	QTY.	DESCRIPTION
1	GA18397	1	L.H. Crossover
	GA18398	-	R.H. Crossover
2	G3400-01	4	Flangette
3	G2100-03	2	Bearing, 7/8" Hex Bore, Spherical
4	G11386	6	Flat Washer, 5/16" SAE
5	G10109	6	Lock Nut, 5/16"-18
6	G10303	6	Carriage Bolt, 5/16"-18 x 1"
7	GD0914-12.50	1	Hex Shaft, 7/8" x 12 1/2"
8	G10233	2	Machine Bushing, 1 1/2" x 1/32", 10 Gauge (.1345")
9	GA5107	2	Sprocket, 19 Tooth
10	GA11331	2	Hex Lock Clamp Assembly
11	GA7154	2	Sprocket W/Bearing, 18 Tooth
12	GD18066	1	Plate
13	G10102	8	Hex Nut, 1/2"-13
14	G10228	8	Lock Washer, 1/2"
15	G11389	6	Flat Washer, 1/2" Plated SAE
16	G10016	2	Hex Head Cap Screw, 1/2"-13 x 2"
17	GD8306	2	U-Bolt, 7" x 5" x 1/2"-13

ITEM	PART NO.	QTY.	DESCRIPTION
18	G10016	2	Hex Head Cap Screw, ½"-13 x 2"
19	GR1410	1	Pin
20	GR1409	1	Knurled Collar
21	GR1408	1	Compression Spring
22	G10535	1	Hex Socket Set Screw, ⅜"-16 x ¾"
23	GR1412	1	Sprocket, 19 Tooth
24	GR1406	1	Bushing
25	G10496	2	External Inverted Snap Ring, 1½"
26	G10968	1	Spring Pin, ⅝" x 7/16"
27	GR1405	1	Lock Collar
28	GR1413	1	Spring
29	GR1407	1	Drive Shaft
30	GR1411	1	Shim
31	GD0914-24	-	Hex Shaft, 7/8" x 24" (No Holes), 12 Row 30" W/Even-Row Push Row Unit (Prior to 2016 Production)
	GD0914-15	-	Hex Shaft, 7/8" x 15" (No Holes), 12 Row 30" W/Even-Row Push Row Unit (2016 Production and On)
	GD0914-24	-	Hex Shaft, 7/8" x 24" (No Holes), 12 Row 36"/38" W/Even-Row Push Row Unit
	GD0914-27	-	Hex Shaft, 7/8" x 27" (No Holes), 16 Row 30" W/Even-Row Push Row Unit
32	GD1113	-	U-Bolt, 5" x 7" x ⅝"-11
	G10230	-	Lock Washer, ⅝"
	G10104	-	Hex Nut, ⅝"-11
33	GD1719	-	Coupler, 4"
34	GD0914-48	-	Hex Shaft, 7/8" x 48" (No Holes), R.H. Side, 12 Row 30" And 16 Row 30"
	GD0914-66	-	Hex Shaft, 7/8" x 66" (No Holes), L.H. Side, 12 Row 30" And 16 Row 30"
35	G10752	-	Hex Head Cap Screw, ⅝"-18 x 2¼"
	G11391	-	Flat Washer, ⅝" SAE
	G10412	-	Lock Nut, ⅝"-18
36	GA7052	-	U-Joint W/Grease Fitting, Female, 10¼" Long, 12 Row 30" And 16 Row 30"
	GR1557	-	Grease Fitting, 45°, Metric
	GR1297	-	Inboard Yoke And Outer Profile (10¼" U-Joint)
	GR1298	-	Inboard Yoke And Outer Profile (18⅞" U-Joint)
	GR1294	-	Cross And Bearing Kit
	GR1293	-	Yoke, 7/8" Hex
37	GA7051	1	U-Joint W/Grease Fitting, Male, 12¼" Long
	GR1557	-	Grease Fitting, 45°, Metric
	GR1296	-	Inner Profile
	GR1295	-	Inboard Yoke
	GR1301	-	Spring Pin, 8 mm x 50 mm
	GR1294	-	Cross And Bearing Kit
	GR1293	-	Yoke, 7/8" Hex
38	GD0914-90	-	Hex Shaft, 7/8" x 90" (No Holes), Both Sides, 12 Row 30"
	GD0914-128	-	Hex Shaft, 7/8" x 128" (No Holes), R.H. Side, 16 Row 30"
	GD0914-138	-	Hex Shaft, 7/8" x 138" (No Holes), L.H. Side, 16 Row 30"
39	G10004	-	Hex Head Cap Screw, ⅜"-16 x 1¼"
	G11387	-	Flat Washer, ⅜" SAE
	G10229	-	Lock Washer, ⅜"
	G10101	-	Hex Nut, ⅜"-16
40	G3310-122	1	Chain, No. 40, 122 Pitch Including Connector Link
	GR0912	-	Connector Link, No. 40
41	GA2180	-	Hanger Bearing, 7/8" Hex Bore
42	G10688	-	Square Head Set Screw, ⅜"-16 x ⅝"
43	GD11972	-	Support Angle, R.H.
44	GD11973	-	Support Angle, L.H.
45	GA5107	2	Sprocket, 19 Tooth
A	GA8092	-	Clutch Sprocket Assembly, 19 Tooth (Items 10-21)
B	G1K331	-	Clutch Sprocket Kit (Items 23, 24 And 26)

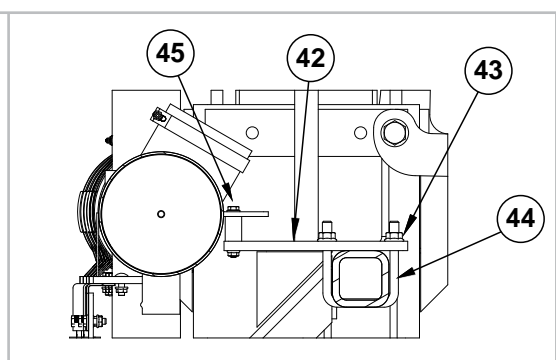
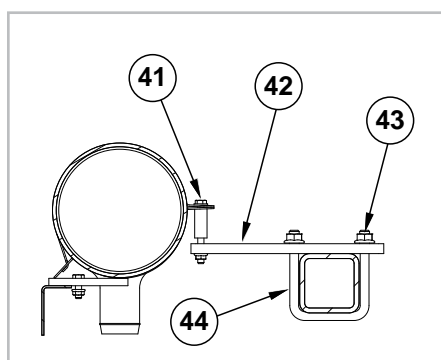
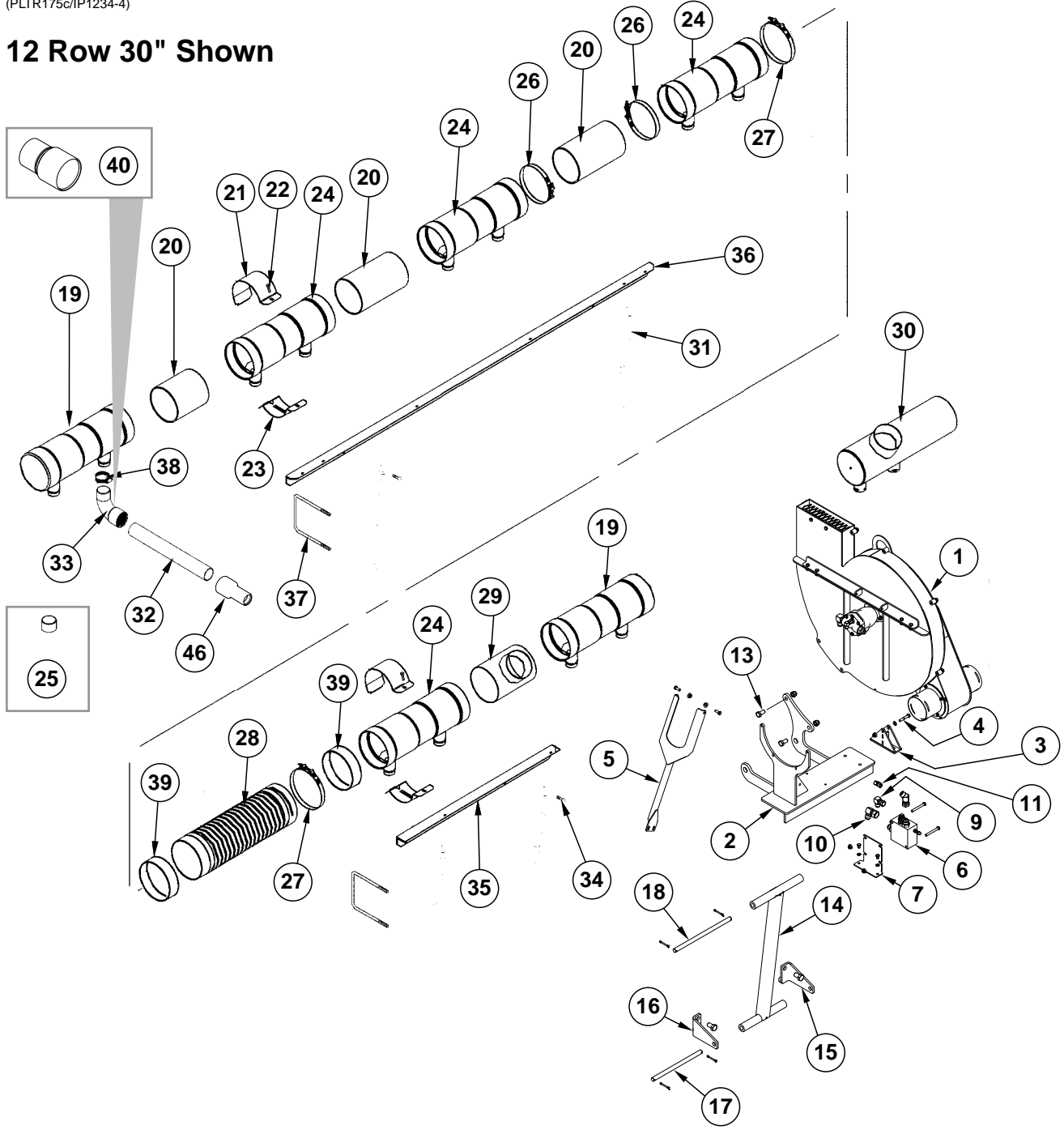
(IP1491)



ITEM	PART NO.	QTY. (Per Row)	DESCRIPTION
1	G3303-78	1	Chain, No. 41, 78 Pitch Including Connector Link
2	G3303-41	1	Chain, No. 41, 41 Pitch Including Connector Link
3	G10310	2	Carriage Bolt, 1/4"-20 x 3/4", Grade 2
4	GA16374	1	Electric Clutch
5	G10047	2	Hex Head Cap Screw, 3/8"-16 x 1 1/4"
6	GA1720	1	Bearing/Sprocket, 7/8" Hex Bore
7	GD23774	3	Spacer
8	G10108	2	Lock Nut, 3/8"-16
9	G11387	2	Flat Washer, 3/8" SAE
10	GD8893-01	1	Sleeve, 1 3/8" Long
11	GD11962	1	Idler
12	G10201	2	Special Washer, 3/8" x 1 1/2" O.D.
13	GD1026	1	Sleeve, 1 3/16"
14	GD11218	1	Spring
15	GD2971-24	1	Sleeve, 3/4"
16	G11091	2	Serrated Flange Nut, 3/8"-16
17	G10101	1	Hex Nut, 3/8"-16
18	G10753	1	Hex Head Cap Screw, 3/8"-16 x 4 1/2"
19	G11541	1	Hex Head Cap Screw, 3/8"-16 x 2 1/2"
20	G10621	2	Serrated Flange Nut, 1/4"-20
21	G10338	2	Carriage Bolt, 5/16"-18 x 1 1/4"
22	GB0331	1	Clutch Adapter Plate
23	GA10151	1	Seed Meter Clutch Assembly, 11/19 Tooth (Mechanical)
	GA20640	-	Seed Meter Clutch Assembly, 11/28 Tooth (Vacuum)
24	G10620	2	Serrated Flange Nut, 5/16"-18

(PLTR175c/IP1234-4)

12 Row 30" Shown



ITEM	PART NO.	QTY.	DESCRIPTION
1	---	1	See "Vacuum System" on page P59
2	GA14382	1	Fan Mount
3	GA14386	1	Vacuum Fan Mount
4	G10164	1	Hex Head Cap Screw, 3/8"-16 x 2 1/4", Full Thread
	G11387	1	Flat Washer, 3/8" SAE
	G11091	1	Serrated Flange Nut, 3/8"-16
5	GA14378	1	Vacuum Fan Strut
	G10001	2	Hex Head Cap Screw, 3/8"-16 x 1"
	G11091	2	Serrated Flange Nut, 3/8"-16
6	GA11068	1	See "Vacuum Fan Motor Valve Block Assembly (Located Below Vacuum Fan Motor Assembly)" on page P170
	G10809	2	Hex Head Cap Screw, 3/8"-16 x 3 1/4"
	G11091	2	Serrated Flange Nut, 3/8"-16
7	GD20590	1	Vacuum Hydraulic Block Mount
	G10034	2	Hex Head Cap Screw, 3/8"-16 x 1/2"
	G10229	2	Lock Washer, 3/8"
8	---	-	---
9	G6500-10	1	Swivel Elbow, 90°, 7/8"-14 Male JIC To Female
10	G6500-12	1	Swivel Elbow, 90°, 1 1/16"-12 Male JIC To Female
	G6502-12	1	Swivel Elbow, 45°, 1 1/16"-12 Male JIC To Female
11	G6500-06	1	Swivel Elbow, 90°, 9/16"-18 Male JIC To Female
12	---	-	---
13	G10055	2	Hex Head Cap Screw, 5/8"-11 x 1 1/4"
	G10107	2	Lock Nut, 5/8"-11
14	GA14383	1	Fan Strut Mount
15	GA14384	1	Strut Mount, R.H.
	G10156	1	Hex Head Cap Screw, 3/4"-10 x 1 1/4"
16	GA14385	1	Strut Mount, L.H.
	G10156	1	Hex Head Cap Screw, 3/4"-10 x 1 1/4"
17	GD20534	1	Lower Strut Pin
	G10462	2	Cotter Pin, 3/16" x 2"
18	GD20518	1	Upper Strut Pin
	G10462	2	Cotter Pin, 3/16" x 2"
19	GD15850	3	Manifold, 21" (Open One End)
20	GD15856-04	2	Pipe, 6" x 6", 12 Row 30"
	GD15856-03	4	Pipe, 6" x 11", 12 Row 30"
	GD15856-03	10	Pipe, 6" x 11", 16 Row 30"
21	GD15854	7-15	Clamp
22	G10312	7-15	Carriage Bolt, 5/16"-18 x 3/4"
	G10620	7-15	Serrated Flange Nut, 5/16"-18
23	GA11164	7-15	Mount
24	GD15799	4-12	Manifold, 21" (Open Both Ends)
25	G11147	-	Cap, 2"
26	G11145	7-23	T-Bolt Clamp, 7"
27	G11194	4	T-Bolt Clamp, 7 1/4"
28	GD16317-01	2	Hose, 7" x 21"
29	GA18736	1	Manifold, 21 15/16", 12 Row 30" And 16 Row 30"
30	GA18737	1	Manifold, 21 15/16", 12 Row 30" And 16 Row 30"
31	GA14513	-	Manifold Mount, Mainframe
32	---	-	See "Vacuum Manifolds and Hoses, 12 Row" on page P63 See "Vacuum Manifolds and Hoses, 16 Row" on page P64
33	GD14626	10-14	Elbow, 90°, 2"

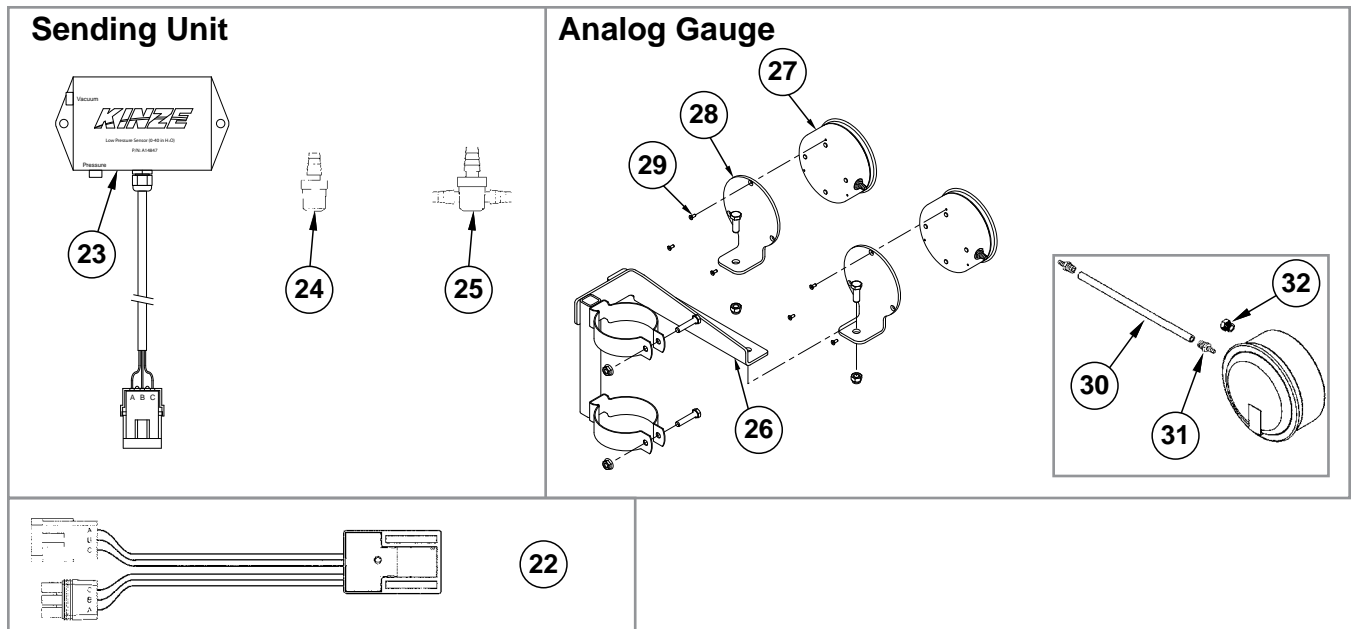
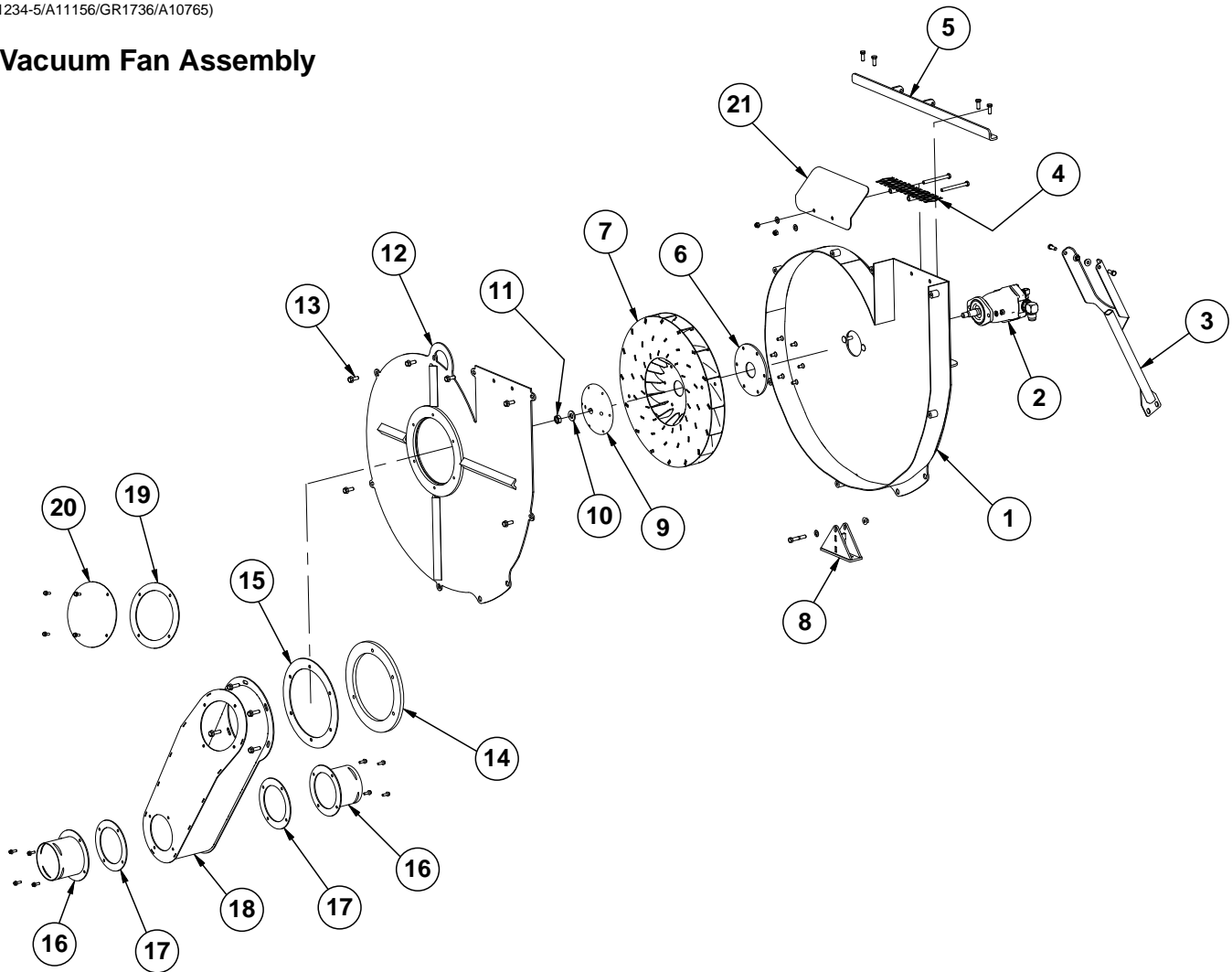
Continued on the next page.

ITEM	PART NO.	QTY.	DESCRIPTION
34	G10019	24-36	Hex Head Cap Screw, 5/16"-18 x 1"
	G10620	24-36	Serrated Flange Nut, 5/16"-18
35	GD31425	1	Main Frame Manifold Rail, 37"
36	GD31426	2	Wing Manifold Rail, 87½", 12 Row
	GD31427	2	Wing Manifold Rail, 142½", 16 Row
37	GD11721	8-10	U-Bolt, 5" x 7" x ½"-13
	G10071	16-20	Serrated Flange Nut, ½"-13
38	G10676	-	Hose Clamp, No. 36, Stainless Steel
39	GD16194-01	-	Tube, 6 5/8" x 2"
40	GD14627	2	Coupler, 2"
41	G10755	2	Hex Head Cap Screw, 5/16"-18 x 3"
	GD2971-21	2	Sleeve
	G11386	2	Flat Washer, 5/16" SAE
	G10620	2	Serrated Flange Nut, 5/16"-18
42	GD20722	-	Wing Manifold Mount
43	G10071	8	Serrated Flange Nut, ½"-13
44	GD4743	4	U-Bolt, 3" x 3" x ½"-13
45	G10060	2	Hex Head Cap Screw, 5/16"-18 x 2½"
	GD16959-03	-	Sleeve
	G11386	-	Flat Washer, 5/16" SAE
	G10620	-	Serrated Flange Nut, 5/16"-18
46	GB0827	12-16	Vacuum Reducer, 2" to 1¾"

This page left blank intentionally.

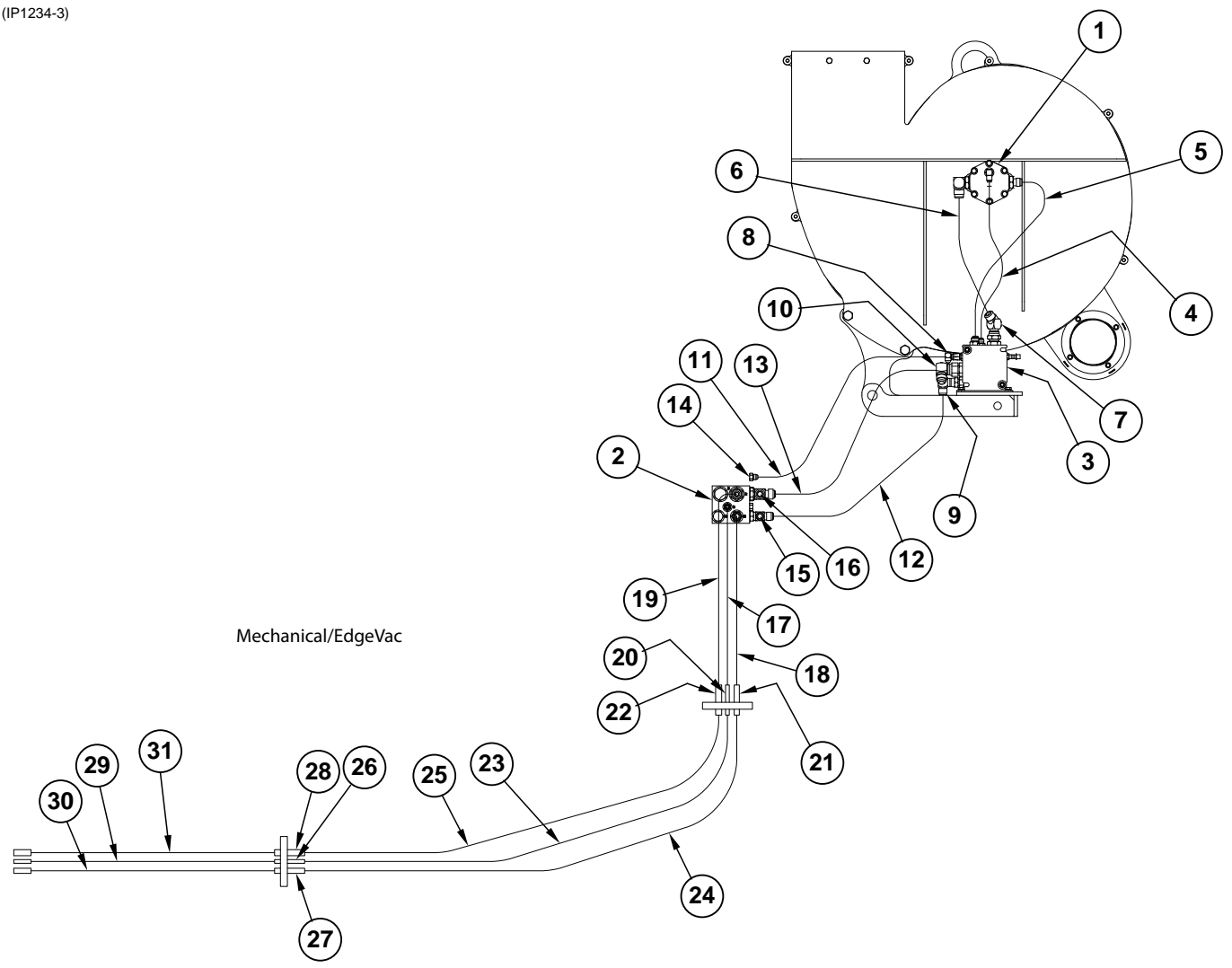
(IP1234-5/A11156/GR1736/A10765)

Vacuum Fan Assembly

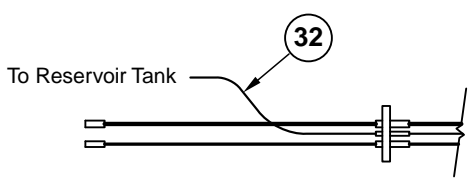


ITEM	PART NO.	QTY.	DESCRIPTION
1	GA13299	1	Shroud
2	---	-	See "Vacuum Fan Hydraulic Motor Assembly" on page P169
	G10599	2	Carriage Bolt, 3/8"-16 x 1 1/4"
	G10229	2	Lock Washer, 3/8"
	G10101	2	Hex Nut, 3/8"-16
3	GA14378	1	Vacuum Fan Strut
	G10001	2	Hex Head Cap Screw, 3/8"-16 x 1"
	G11091	2	Serrated Flange Nut, 3/8"-16
4	GA11987	1	Screen
	G10063	2	Hex Head Cap Screw, 3/8"-16 x 4"
	G11387	2	Flat Washer, 3/8" SAE
	G10108	2	Lock Nut, 3/8"-16
5	GA14396	1	Strut Mount
	G10001	4	Hex Head Cap Screw, 3/8"-16 x 1"
	G11091	4	Serrated Flange Nut, 3/8"-16
6	GD15789	1	Backing Plate
	G11133	6	Hex Socket Head Cap Screw, 5/16"-18 x 3/4", Grade 8
7	GA10635	1	Impeller
8	GA14386	1	Vacuum Fan Mount
	G10164	1	Hex Head Cap Screw, 3/8"-16 x 2 1/4", Full Thread
	G11387	1	Flat Washer, 3/8" SAE
	G10622	1	Serrated Flange Nut, 3/8"-16
9	GD15790	1	Hub
10	G11391	1	Flat Washer, 5/8" SAE
11	G10499	1	Hex Jam Nut, 5/8"-18, Grade 2
12	GA13671	1	Fan Cover
13	G11124	6	Whiz Lock Bolt, 3/8"-18 x 1"
14	GD16839	1	Spacer, 1/2" x 12"
15	GD16992	1	Gasket, 1/8" x 11 7/8"
16	GA13667	2	Snorkel Flange
	G11166	8	Whiz Lock Bolt, 1/4"-20 x 3/4"
17	GD19460	2	Flange Seal, 4 Bolt
18	GA14387	1	Snorkel
	G11204	4	Flanged Whiz Lock Screw, 3/8"-16 x 1 1/4", Serrated
19	GD19470	1	Flange Seal, 4 Bolt
20	GD19469	1	Snorkel Access Cover
	G11166	4	Whiz Lock Bolt, 1/4"-20 x 3/4"
21	GD15863	1	Discharge Deflector
22	GA12812	-	Hall Effect Adapter
23	GA14847	1	Low Pressure Sensor (0-40 IN H ₂ O) (Replaces GA12811)
	GD17151-20	-	Tubing, 1/4" x 10', (Only with GA14847)
	GD16324-01	-	Clear Plastic Tubing, 1/4" x 45"
	GA9964	-	Strain Relief
	G1K248	-	3-Pin Female Connector Kit (Black), Includes: (3) 3-Pin Female Housings, (9) Pin Contacts, (9) Seals
24	GR1736	1	Hose Barb, 1/8" Male NPT To Barb
25	GD21278	-	Reducing Tee, 3/16" x 1/8"
26	---	-	See "Center Pivot" on page P111
27	GA21406	2	Analog Vacuum Gauge W/Hose Barb
	GR1777	-	Hose Barb, 3/16" x 1/8" NPT
28	GD15804	2	Mount
	G10108	2	Lock Nut, 3/8"-16
	G10001	2	Hex Head Cap Screw, 3/8"-16 x 1"
29	G11215	6	Hex Socket Head Cap Screw, No. 6-32 x 3/8", Grade 8
30	GD15849-02	1	Clear Tubing, 5/16" O.D. x 3/16" I.D. x 120"
31	GR1777	-	Hose Barb, 1/8" Male NPT To 3/16" Barb
32	GA10799	1	Breather, 1/8" Male NPT

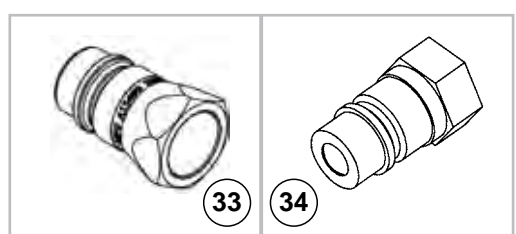
(IP1234-3)



Mechanical/EdgeVac



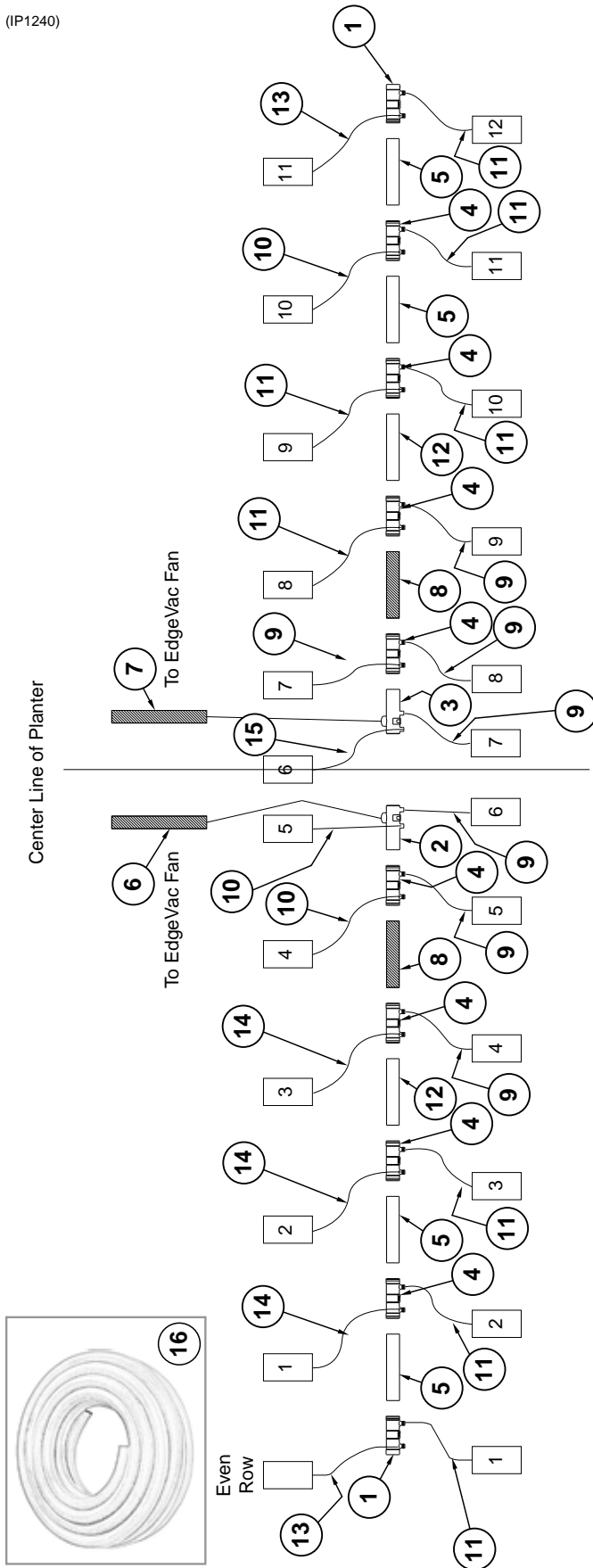
Mechanical/EdgeVac with Tractor Mounted PTO Pump



ITEM	PART NO.	QTY.	DESCRIPTION
1	---	-	See "Vacuum Fan Hydraulic Motor Assembly" on page P169
2	---	-	See "Valve Blocks - Located on R.H. Rear Center Frame" on page P161
3	---	-	See "Vacuum Fan Motor Valve Block Assembly (Located Below Vacuum Fan Motor Assembly)" on page P170
4	*A12002	1	Hose Assembly, 3/8" x 32"
5	*A1424	1	Hose Assembly, 1/2" x 30"
6	*A3381	1	Hose Assembly, 3/4" x 26"
7	G6502-12	1	Swivel Elbow, 45°, 1 1/16"-12 Male JIC To Female
8	G6500-06	1	Swivel Elbow, 90°, 9/16"-18 Male JIC To Female
9	G6500-10	1	Swivel Elbow, 90°, 7/8"-14 Male JIC To Female
10	G6701-12	1	Elbow, 90°, 1 1/16"-12 Male JIC To Female
11	*A12093	1	Hose Assembly, 3/8" x 58"
12	*A12753	1	Hose Assembly, 1/2" x 57"
13	*A11444	1	Hose Assembly, 5/8" x 59"
14	G6400-06	1	Connector W/O-Ring, 9/16"-18 Male JIC To O-Ring
	GR1045	-	O-Ring
15	G304-C-10	1	Cap Nut, 7/8"-14
16	G304-C-12	1	Cap Nut, 1 1/16"-12
17	*A12094	1	Hose Assembly, 3/8" x 73 "
18	*A1464	1	Hose Assembly, 1/2" x 72"
19	*A11443	1	Hose Assembly, 5/8" x 73"
20	G2700-06-06	1	Bulkhead Tube Union, 9/16"-18 Male JIC
	G306-06	1	Lock Nut, 9/16"-18
21	G2700-10	1	Bulkhead Tube Union, 7/8"-14 Male JIC
	G306-10	1	Lock Nut, 7/8"-14
22	G2700-12	1	Bulkhead Tube Union, 1 1/16"-12 Male JIC
	G306-12	1	Lock Nut, 1 1/16"-12
23	*A12096	1	Hose Assembly, 3/8" x 140", 12 Row 30" and 16 Row 30"
	*A15023	-	Hose Assembly, 3/8" x 154", 16 Row 7.5" Twin Row
24	*A12751	1	Hose Assembly, 1/2" x 142 1/2", 12 Row 30" and 16 Row 30"
	*A12774	-	Hose Assembly, 1/2" x 157", 16 Row 7.5" Twin Row
25	*A11442	1	Hose Assembly, 5/8" x 137 1/2", 12 Row 30" and 16 Row 30"
	*A11458	-	Hose Assembly, 5/8" x 152", 16 Row 7.5" Twin Row
26	G2702-06	1	Bulkhead Elbow, 45°, 9/16"-18 Male JIC
	G306-06	1	Lock Nut, 9/16"-18
27	G2702-10	1	Bulkhead Elbow, 45°, 7/8"-14 Male JIC
	G306-10	1	Lock Nut, 7/8"-14
28	G2702-12	1	Bulkhead Elbow, 45°, 1 1/16"-12 Male JIC
	G306-12	1	Lock Nut, 1 1/16"-12
29	*A12086	1	Hose Assembly, 3/8" x 206", 12 Row
	*A12087	-	Hose Assembly, 3/8" x 266", 16 Row
30	*A12754	1	Hose Assembly, 1/2" x 206", 12 Row
	*A8266	-	Hose Assembly, 1/2" x 268", 16 Row
31	*A11449	1	Hose Assembly, 5/8" x 206", 12 Row
	*A11450	-	Hose Assembly, 5/8" x 266", 16 Row
32	*A12092	-	Hose Assembly, 3/8" x 127", 12 Row
	*A12091	-	Hose Assembly, 3/8" x 187", 16 Row
33	GA15499	-	Special Pioneer Coupler, Zero Pressure Return
	GD25522	-	Hydraulic Tip Cover
34	GD4086	-	ISO Coupler

* Hydraulic hose is not stocked by Kinze Repair Parts, but can be made available on a special order basis. Call for quote.

(IP1240)



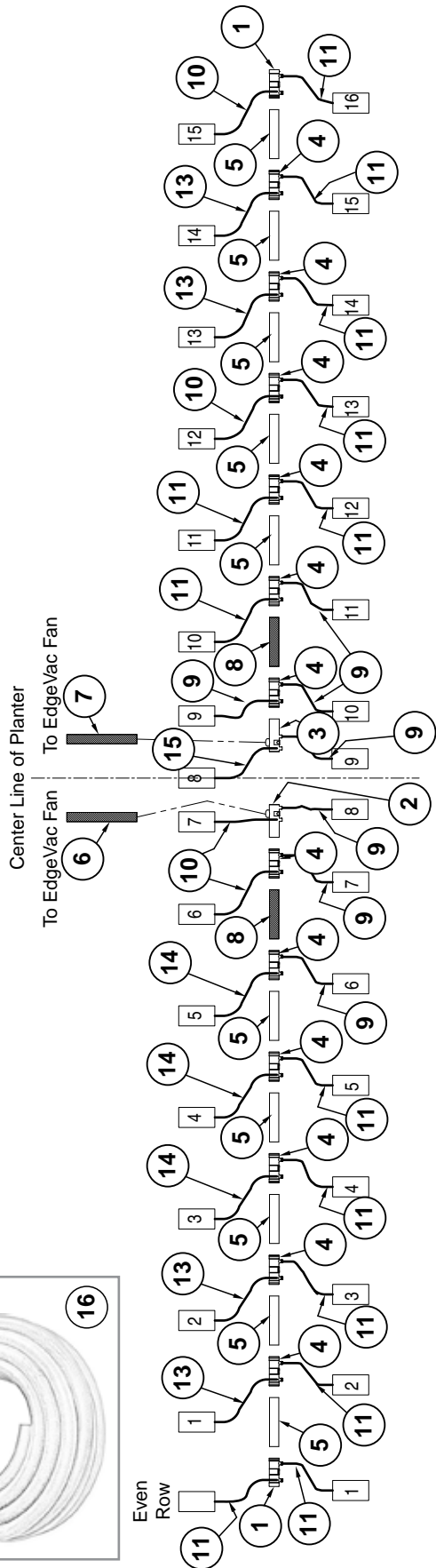
L.H. Side of Planter

R.H. Side of Planter

ITEM	PART NO.	QTY.	DESCRIPTION
1	GD15850	2	Manifold, 21" (Open One End)
2	GA18737	1	Manifold, 21 ^{15/16} "
3	GA18736	1	Manifold, 21 ^{15/16} "
4	GD15799	12	Manifold, 21" (Open Both Ends)
5	GD15856-03	10	Pipe, 6" x 11"
6	GD15867-02	1	Hose, 5" x 50"
	G11188	-	T-Bolt Clamp, 5 ^{1/4} "
7	GD15867-13	1	Hose, 5" x 64"
	G11188	-	T-Bolt Clamp, 5 ^{1/4} "
8	GD16317-01	2	Hose, 7" x 21"
9	*D15792-13	7	Hose, 2" x 50"
10	*D15792-06	3	Hose, 2" x 42"
11	*D15792-14	8	Hose, 2" x 46"
12	GD15856-04	2	Pipe, 6" x 6"
13	*D15792-24	2	Hose, 2" x 40"
14	*D15792-04	3	Hose, 2" x 36"
15	*D15792-11	1	Hose, 2" x 70"
16	GD15792-18	-	Vacuum Hose, 2" x 50'

*Hose not stocked by Kinze repair parts, but is available in bulk (GD15792-18).

(IP1241)



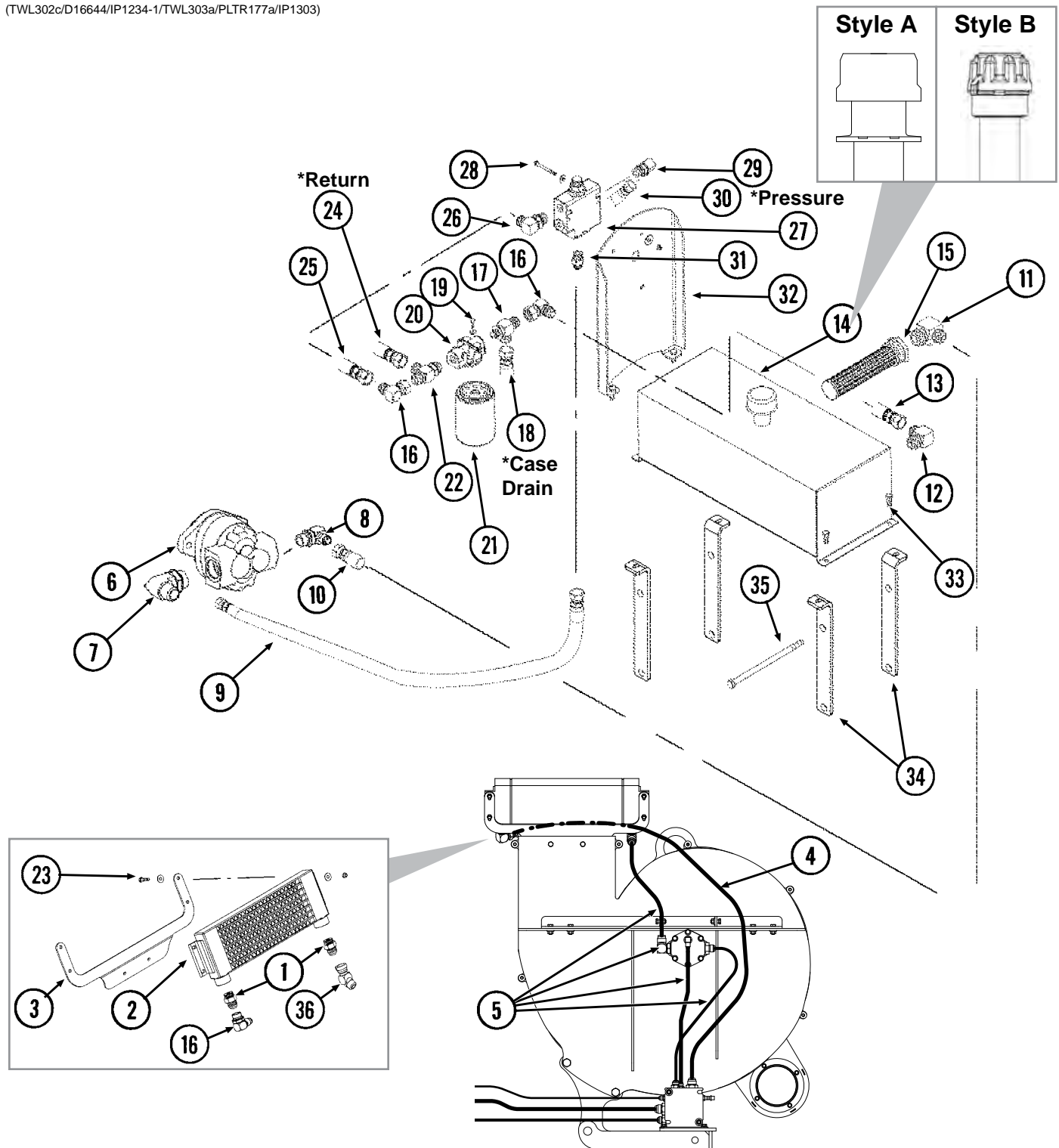
R.H. Side of Planter

L.H. Side of Planter

ITEM	PART NO.	QTY.	DESCRIPTION
1	GD15850	2	Manifold, 21" (Open One End)
2	GA18737	1	Manifold, 21 ^{15/16} "
3	GA18736	1	Manifold, 21 ^{15/16} "
4	GD15799	12	Manifold, 21" (Open Both Ends)
5	GD15856-03	10	Pipe, 6" x 11"
6	GD15867-02	1	Hose, 5" x 50"
	G11188	-	T-Bolt Clamp, 5/4"
7	GD15867-13	1	Hose, 5" x 64"
	G11188	-	T-Bolt Clamp, 5/4"
8	GD16317-01	2	Hose, 7" x 21"
9	*D15792-13	7	Hose, 2" x 50"
10	*D15792-06	4	Hose, 2" x 42"
11	*D15792-14	13	Hose, 2" x 46"
12	---	-	---
13	*D15792-24	4	Hose, 2" x 40"
14	*D15792-04	3	Hose, 2" x 36"
15	*D15792-11	1	Hose, 2" x 70"
16	GD15792-18	-	Vacuum Hose, 2" x 50'

*Hose not stocked by Kinze repair parts, but is available in bulk (GD15792-18).

(TWL302c/D16644/IP1234-1/TWL303a/PLTR177a/IP1303)



ITEM	PART NO.	QTY.	DESCRIPTION
1	G6400-12 GR1467	2 -	Connector W/O-Ring, 1 $\frac{1}{16}$ "-12 Male JIC To O-Ring
2	GA10917	1	O-Ring
3	GD16608	1	Oil Cooler
4	*A3363	1 -	Bracket Hose Assembly, $\frac{3}{4}$ " x 60"

PTO Pump Drive and Oil Cooler Option

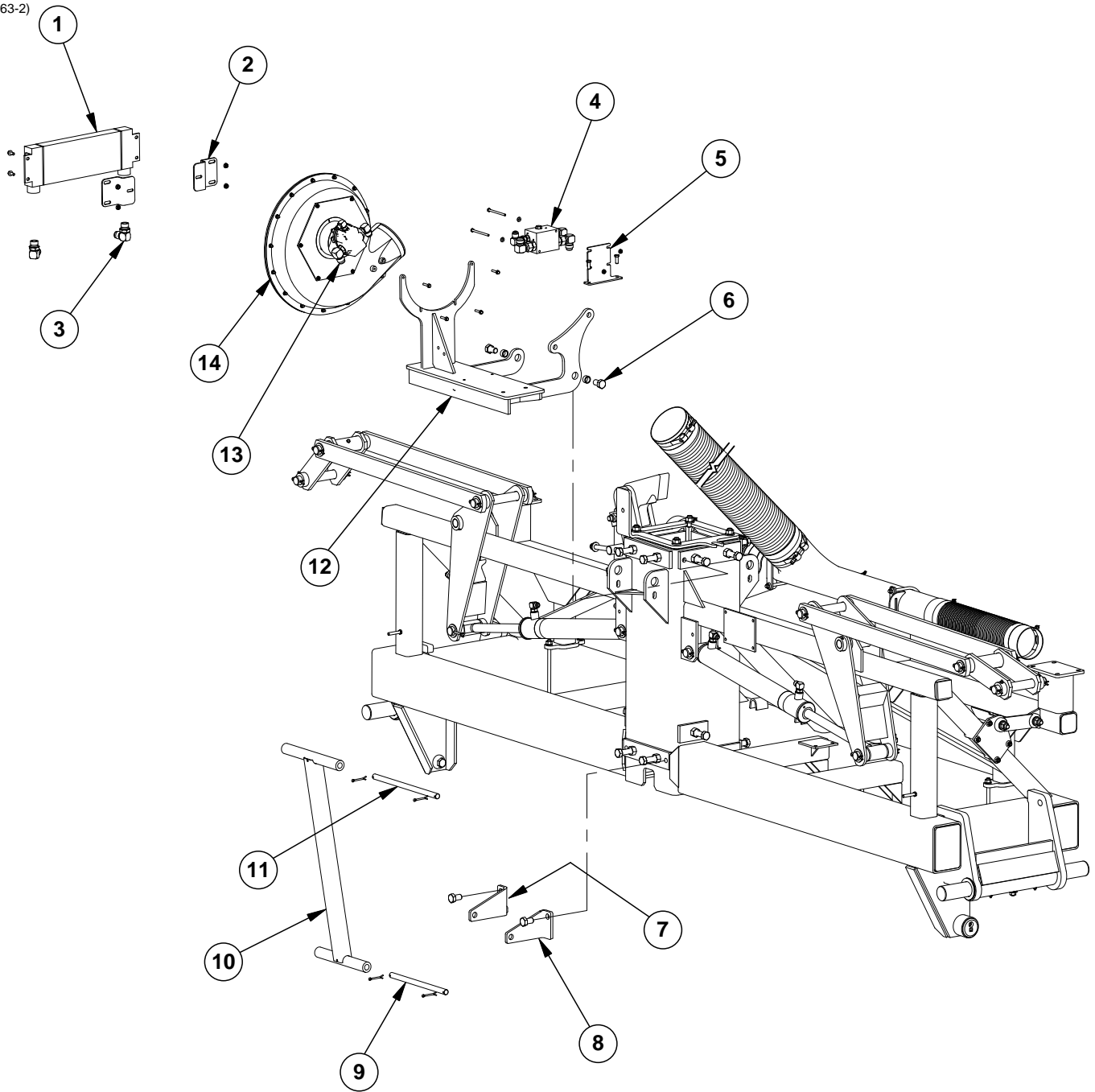
M0259-02

Model 3600

ITEM	PART NO.	QTY.	DESCRIPTION
5	---	-	See "Vacuum Fan Hydraulic Components" on page P61
6	GA14446	-	PTO Pump (1 $\frac{3}{8}$ " or 1 $\frac{3}{4}$ " Spline)
	GR2025	-	Seal Kit
7	G6801-10-12	1	Elbow W/O-Ring, 90°, 7 $\frac{1}{8}$ "-14 Male JIC To 1 $\frac{1}{16}$ "-12 O-Ring
	GR1467	-	O-Ring
8	G6801-16-20	-	Elbow W/O-Ring, 90°, 1 $\frac{5}{16}$ "-12 Female JIC To O-Ring
	GR1786	-	O-Ring
9	*A1464	1	Hose Assembly, 1 $\frac{1}{2}$ " x 72"
10	*A6201	1	Hose Assembly, 1" x 72"
11	G2501-16-20	1	Elbow, 90°, 1 $\frac{5}{16}$ "-12 Male JIC To 1 $\frac{1}{4}$ " NPT
12	G2501-12-16	1	Elbow, 90°, 1 $\frac{1}{16}$ "-12 Male JIC To 1" NPT
13	*A3371	1	Hose Assembly, 3 $\frac{3}{4}$ " x 25"
14	GA12802	1	Reservoir W/Breather, 10 Gallon
	GR1834	-	Raised Filler Breather, Style A
	GR2218	-	Breather Cap, Style B
15	GD16040	1	Strainer
16	G6500-12	2	Swivel Elbow, 90°, 1 $\frac{1}{16}$ "-12 Male JIC To Female
17	G6804-12-12-08	1	Adjustable Tee W/O-Ring, 1 $\frac{1}{16}$ "-12 Male JIC To 1 $\frac{1}{16}$ "-12 Male O-Ring To 3 $\frac{3}{4}$ "-16
	GR1467	-	O-Ring
18	*A1105	-	Hose Assembly, 1 $\frac{1}{4}$ " x 125", 12 Row 30"
	*A7607	-	Hose Assembly, 1 $\frac{1}{4}$ " x 187", 16 Row 30"
19	G10023	2	Hex Head Cap Screw, 1 $\frac{1}{4}$ "-20 x 3 $\frac{3}{4}$ "
	G10227	2	Lock Washer, 1 $\frac{1}{4}$ "
20	GD16038	1	Filter Head
21	GD16037	1	Oil Filter, 10 Micron
22	G6804-12	1	Adjustable Tee W/O-Ring, 1 $\frac{1}{16}$ "-12 Male JIC To O-Ring
	GR1467	-	O-Ring
23	G10171	4	Hex Head Cap Screw, 5 $\frac{1}{16}$ "-18 x 1 $\frac{1}{4}$ "
	G11386	8	Flat Washer, 5 $\frac{1}{16}$ " SAE
	G10109	4	Lock Nut, 5 $\frac{1}{16}$ "-18, Grade 8
24	*A12929	-	Hose Assembly, 3 $\frac{3}{4}$ " x 127", 12 Row 30"
	*A12928	-	Hose Assembly, 3 $\frac{3}{4}$ " x 187", 16 Row 30"
25	*A3351	1	Hose Assembly, 3 $\frac{3}{4}$ " x 20"
26	G6801-12-10	1	Elbow W/O-Ring, 90°, 1 $\frac{1}{16}$ "-12 Male JIC To 7 $\frac{1}{8}$ "-14 O-Ring
	GR1466	-	O-Ring
27	GA10918	1	Flow Control Valve
28	G10403	2	Hex Head Cap Screw, 1 $\frac{1}{4}$ "-20 x 2 $\frac{1}{2}$ "
	G11385	4	Flat Washer, 1 $\frac{1}{4}$ " SAE
	G10110	2	Lock Nut, 1 $\frac{1}{4}$ "-20, Grade 8
29	G6801-10	1	Elbow W/O-Ring, 90°, 7 $\frac{1}{8}$ "-14 Male JIC To O-Ring
	GR1466	-	O-Ring
30	*A12758	-	Hose Assembly, 1 $\frac{1}{2}$ " x 135", 12 Row 30"
	*A12757	-	Hose Assembly, 1 $\frac{1}{2}$ " x 195", 16 Row 30"
31	G6400-10	1	Connector W/O-Ring, 7 $\frac{1}{8}$ "-14 Male JIC To O-Ring
	GR1466	-	O-Ring
32	GA11523	1	Mounting Bracket
33	G10001	2	Hex Head Cap Screw, 3 $\frac{3}{8}$ "-16 x 1"
	G11387	4	Flat Washer, 3 $\frac{3}{8}$ " SAE
	G10108	4	Lock Nut, 3 $\frac{3}{8}$ "-16
34	GD16644	4	Bracket, 14 $\frac{1}{2}$ "
35	G11158	4	Hex Head Cap Screw, 1 $\frac{1}{2}$ "-13 x 11 $\frac{1}{2}$ "
	G10228	4	Lock Washer, 1 $\frac{1}{2}$ "
	G10102	4	Hex Nut, 1 $\frac{1}{2}$ "-13
36	G6502-12	1	Swivel Elbow, 45°, 1 $\frac{1}{16}$ "-12 Male JIC To Female
A	G9310X	-	High Capacity PTO Pump Package, Includes: (2) Fittings, (1) High Capacity Pump

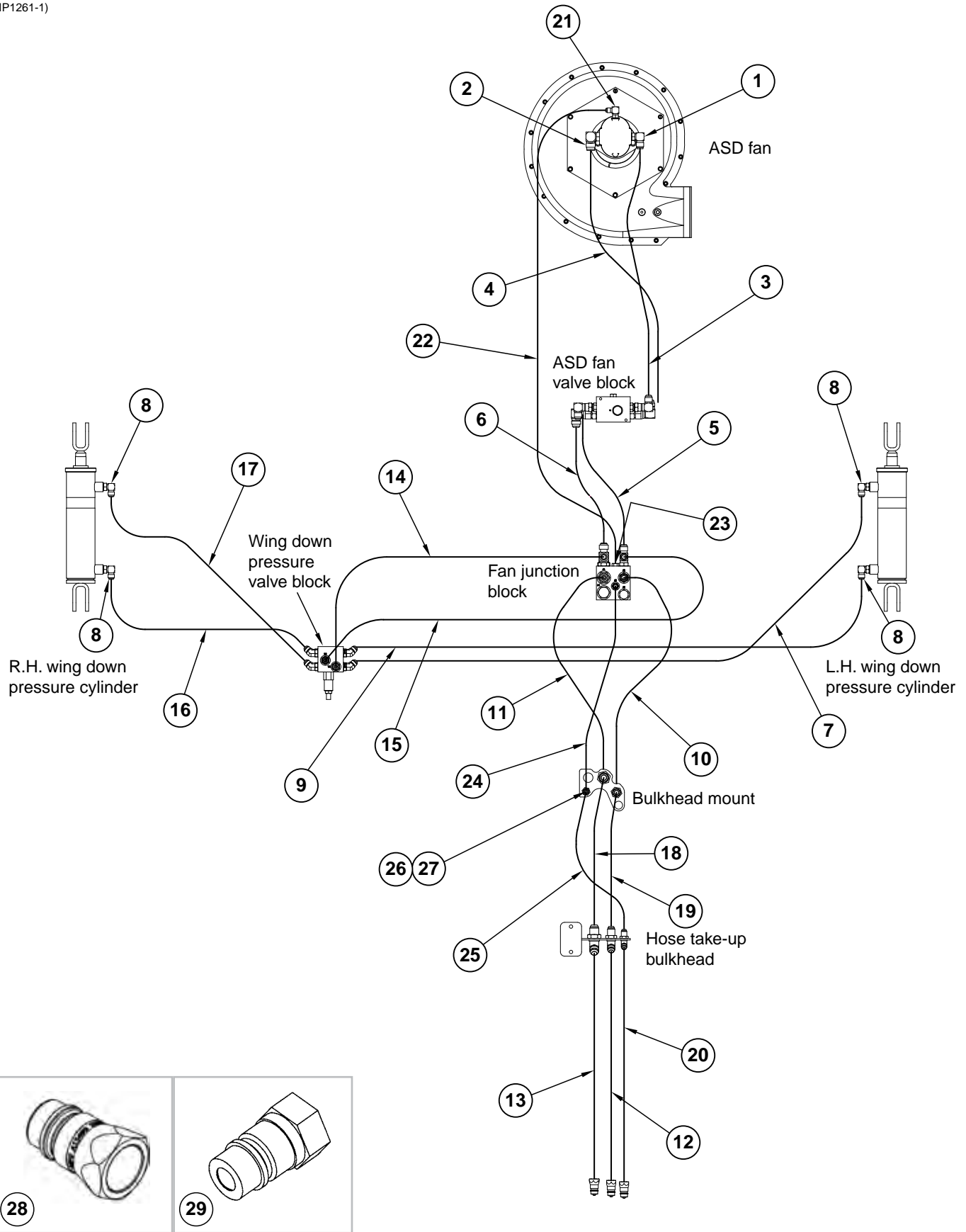
* Hydraulic hose is not stocked by Kinze Repair Parts, but can be made available on a special order basis. Call for quote.

(IP1263-2)



ITEM	PART NO.	QTY.	DESCRIPTION
1	GA10917	1	Hydraulic Oil Cooler
	G10961	4	Flanged Whiz Lock Screw, 5/16"-18 x 3/4", No Serration
	G10620	4	Serrated Flange Nut, 5/16"-18
2	GD19225	2	Cooler Mount Bracket
3	G6801-12	2	Elbow W/O-Ring, 90°, 1 1/16"-12 Male JIC To O-Ring
4	---	-	See "Bulk Fill Fan Valve Block" on page P171
	G10162	2	Hex Head Cap Screw, 1/4"-20 x 3 1/4"
	G11385	2	Flat Washer, 1/4" SAE
	G10621	2	Serrated Flange Nut, 1/4"-20
5	GD20591	1	Bulk Fill Hydraulic Block Mount
	G10001	2	Hex Head Cap Screw, 3/8"-16 x 1"
6	G10156	2	Hex Head Cap Screw, 3/4"-10 x 1 1/4"
	GD20539	2	Bushing
7	GA14385	1	Strut Mount, L.H.
	G10156	1	Hex Head Cap Screw, 3/4"-10 x 1 1/4"
8	GA14384	1	Strut Mount, R.H.
	G10156	1	Hex Head Cap Screw, 3/4"-10 x 1 1/4"
9	GD20534	1	Lower Strut Pin
	G10462	2	Cotter Pin, 3/16" x 2"
10	GA14383	1	Fan Strut Mount
11	GD20518	1	Upper Strut Pin
	G10462	2	Cotter Pin, 3/16" x 2"
12	GA14382	1	Fan Mount
	G11337	4	Hex Serrated Flange Cap Screw, 1/4"-20 x 1 1/4"
13	G6801-12-10	1	Elbow W/O-Ring, 90°, 1 1/16"-12 Male JIC To 7/8"-14 O-Ring
	G6801-10	1	Elbow W/O-Ring, 90°, 7/8"-14 Male JIC To O-Ring
	GR1466	-	O-Ring
14	---	-	See "Bulk Fill Fan System" on page P73

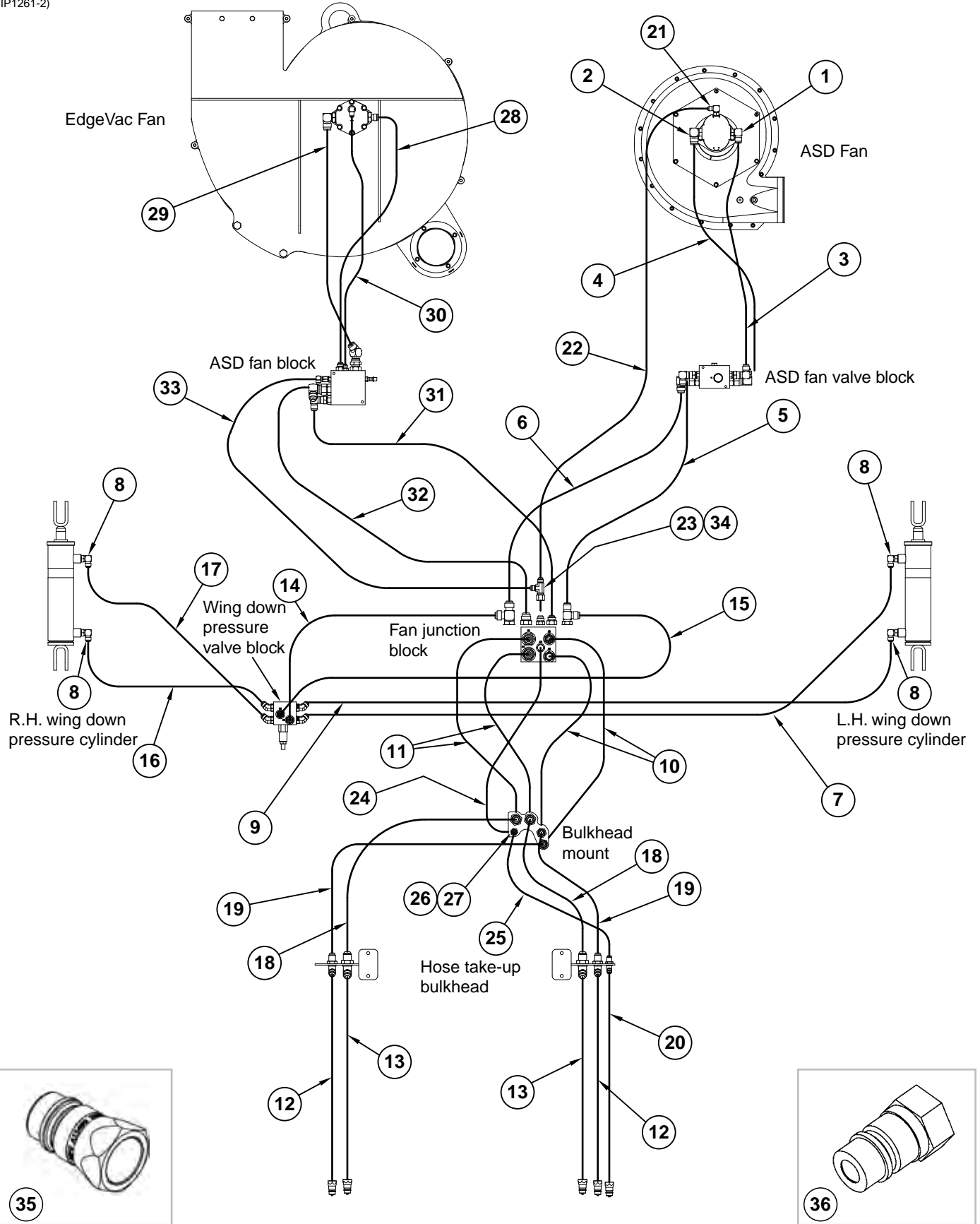
(IP1261-1)



ITEM	PART NO.	QTY.	DESCRIPTION
1	G6801-12 GR1467	1 -	Elbow W/O-Ring, 90°, 1 ¹ / ₁₆ "-12 Male JIC To O-Ring O-Ring
2	G6801-10-12 GR1037	1 -	Elbow W/O-Ring, 90°, 7 ⁸ / ₈ "-14 Male JIC To 1 ¹ / ₁₆ "-12 O-Ring O-Ring
3	*A12755	1	Hose Assembly, 1/2" x 44"
4	*A11447	1	Hose Assembly, 5/8" x 45"
5	*A8221	1	Hose Assembly, 1/2" x 76"
6	*A11445	1	Hose Assembly, 5/8" x 70"
7	*A3117	1	Hose Assembly, 3/8" x 176"
8	G6801-08 GR1037	4 -	Elbow W/O-Ring, 90°, 3/4"-16 Male JIC To O-Ring O-Ring
9	*A12076	1	Hose Assembly, 3/8" x 165"
10	*A1464	1	Hose Assembly, 1/2" x 72"
11	*A11443	1	Hose Assembly, 5/8" x 73"
12	*A12754 *A8266	1 -	Hose Assembly, 1/2" x 206", 12 Row Hose Assembly, 3/4" x 268", 16 Row
13	*A11449 *A11450	1 -	Hose Assembly, 5/8" x 206", 12 Row Hose Assembly, 5/8" x 266", 16 Row
14	*A12752	1	Hose Assembly, 1/2" x 23"
15	*A12085	1	Hose Assembly, 3/8" x 26"
16	*A3158	1	Hose Assembly, 3/8" x 46"
17	*A1021	1	Hose Assembly, 3/8" x 56"
18	*A11442 *A11458	1 -	Hose Assembly, 5/8" x 137 ¹ / ₂ ", 12 Row 30" and 16 Row 30" Hose Assembly, 5/8" x 152", 16 Row 7.5" Twin Row
19	*A12751 *A12774	1 -	Hose Assembly, 1/2" x 142 ¹ / ₂ ", 12 Row 30" and 16 Row 30" Hose Assembly, 1/2" x 157", 16 Row 7.5" Twin Row
20	*A12086 *A12087	1 -	Hose Assembly, 3/8" x 206", 12 Row Hose Assembly, 3/8" x 266", 16 Row
21	G6801-06 GR1045	1 -	Elbow W/O-Ring, 90°, 9/16"-18 Male JIC To O-Ring O-Ring
22	*A12095	1	Hose Assembly, 3/8" x 80"
23	G6400-06 GR1045	1 -	Connector W/O-Ring, 9/16"-18 Male JIC To O-Ring O-Ring
24	*A12094	1	Hose Assembly, 3/8" x 73"
25	*A12096 *A15023	1 -	Hose Assembly, 3/8" x 140", 12 Row 30" and 16 Row 30" Hose Assembly, 3/8" x 154", 16 Row 7.5" Twin Row
26	G306-06	1	Lock Nut, 9/16"-18
27	G2700-06-06	1	Bulkhead Tube Union, 9/16"-18 Male JIC
28	GA15499 GD25522	- -	Special Pioneer Coupler, Zero Pressure Return Hydraulic Tip Cover
29	G4086	-	ISO Coupler

* Hydraulic hose is not stocked by Kinze Repair Parts, but can be made available on a special order basis. Call for quote.

(IP1261-2)

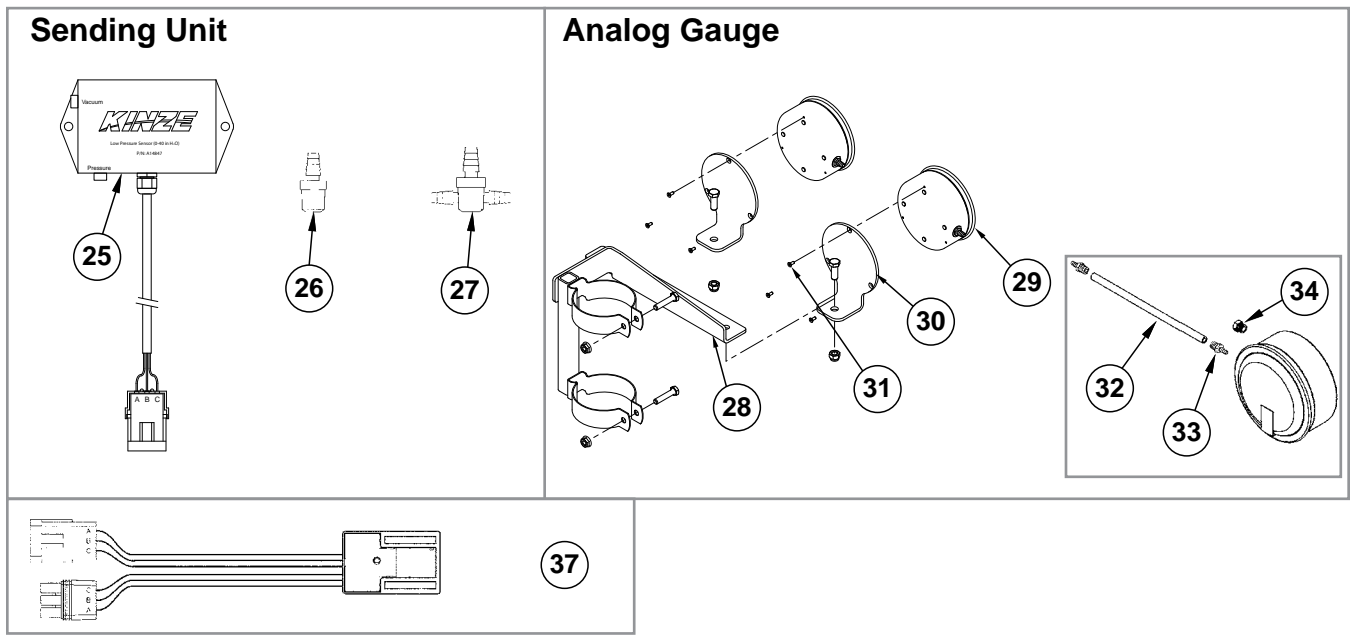
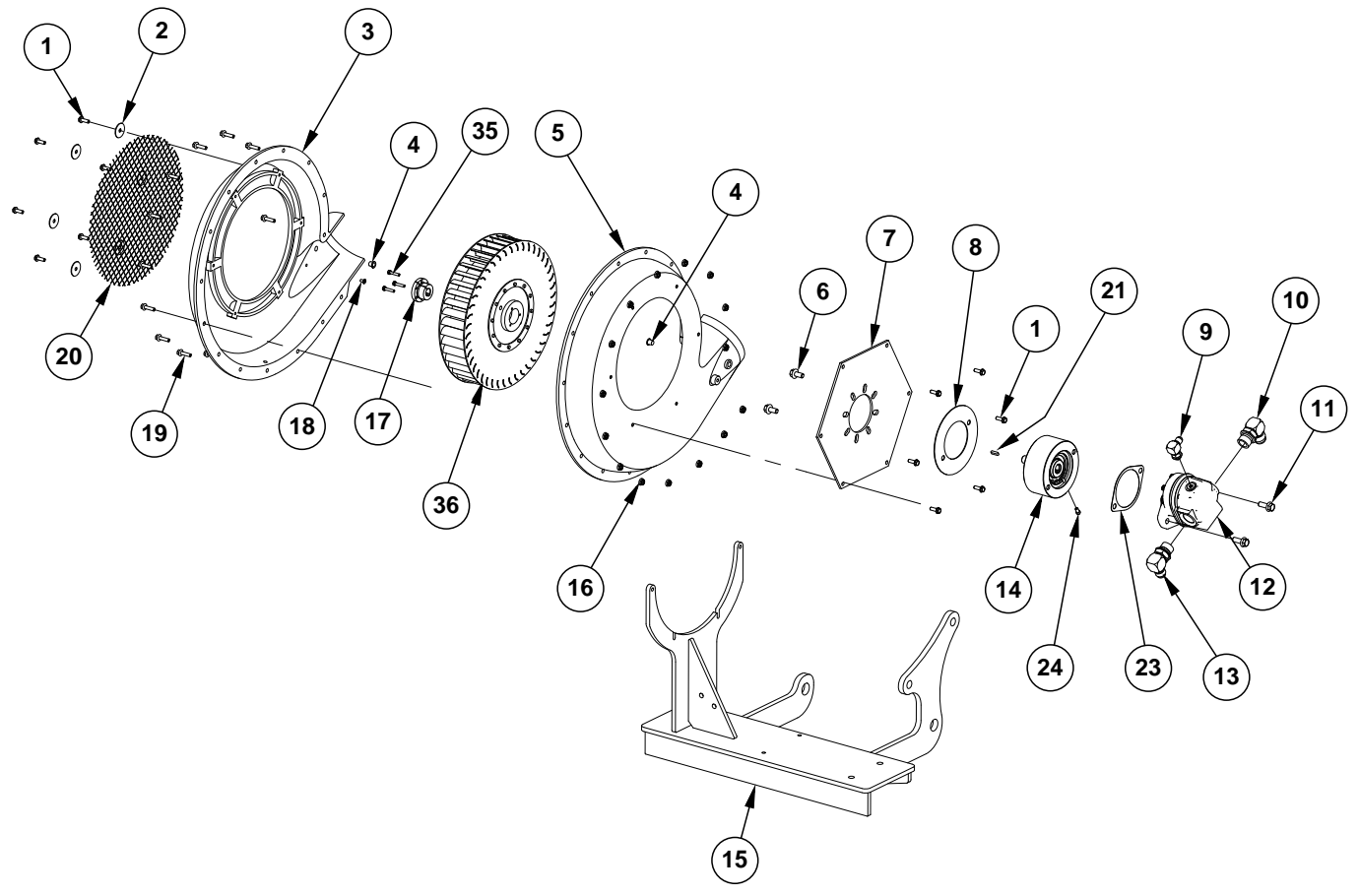


ITEM	PART NO.	QTY.	DESCRIPTION
1	G6801-12 GR1467	1 -	Elbow W/O-Ring, 90°, 1 ¹ / ₁₆ "-12 Male JIC To O-Ring O-Ring
2	G6801-10-12 GR1037	1 -	Elbow W/O-Ring, 90°, 7 ⁸ / ₈ "-14 Male JIC To 1 ¹ / ₁₆ "-12 O-Ring O-Ring
3	*A12755	1	Hose Assembly, 1 ² / ₂ " x 44"
4	*A11447	1	Hose Assembly, 5 ⁸ / ₈ " x 45"
5	*A8221	1	Hose Assembly, 1 ² / ₂ " x 76"
6	*A11445	1	Hose Assembly, 5 ⁸ / ₈ " x 70"
7	*A3117	1	Hose Assembly, 3 ⁸ / ₈ " x 176"
8	G6801-08 GR1037	4 -	Elbow W/O-Ring, 90°, 3 ⁴ / ₄ "-16 Male JIC To O-Ring O-Ring
9	*A12076	1	Hose Assembly, 3 ⁸ / ₈ " x 165"
10	*A1464	2	Hose Assembly, 1 ² / ₂ " x 72"
11	*A11443	2	Hose Assembly, 5 ⁸ / ₈ " x 73"
12	*A12754 *A8266	2 -	Hose Assembly, 1 ² / ₂ " x 206", 12 Row Hose Assembly, 3 ⁴ / ₄ " x 268", 16 Row
13	*A11449 *A11450	2 -	Hose Assembly, 5 ⁸ / ₈ " x 206", 12 Row Hose Assembly, 5 ⁸ / ₈ " x 266", 16 Row
14	*A12752	1	Hose Assembly, 1 ² / ₂ " x 23"
15	*A12085	1	Hose Assembly, 3 ⁸ / ₈ " x 26"
16	*A3158	1	Hose Assembly, 3 ⁸ / ₈ " x 46"
17	*A1021	1	Hose Assembly, 3 ⁸ / ₈ " x 56"
18	*A11442 *A11458	1 -	Hose Assembly, 5 ⁸ / ₈ " x 137 ¹ / ₂ ", 12 Row 30" and 16 Row 30" Hose Assembly, 5 ⁸ / ₈ " x 152", 16 Row 7.5" Twin Row
19	*A12751 *A12774	1 -	Hose Assembly, 1 ² / ₂ " x 142 ¹ / ₂ ", 12 Row 30" and 16 Row 30" Hose Assembly, 1 ² / ₂ " x 157", 16 Row 7.5" Twin Row
20	*A12086 *A12087	1 -	Hose Assembly, 3 ⁸ / ₈ " x 206", 12 Row Hose Assembly, 3 ⁸ / ₈ " x 266", 16 Row
21	G6801-06 GR1045	1 -	Elbow W/O-Ring, 90°, 9 ¹⁶ / ₁₆ "-18 Male JIC To O-Ring O-Ring
22	*A12095	1	Hose Assembly, 3 ⁸ / ₈ " x 80"
23	G6400-06 GR1045	1 -	Connector W/O-Ring, 9 ¹⁶ / ₁₆ "-18 Male JIC To O-Ring O-Ring
24	*A12094	1	Hose Assembly, 3 ⁸ / ₈ " x 73"
25	*A12096 *A15023	1 -	Hose Assembly, 3 ⁸ / ₈ " x 140", 12 Row 30" and 16 Row 30" Hose Assembly, 3 ⁸ / ₈ " x 154", 16 Row 7.5" Twin Row
26	G306-06	1	Lock Nut, 9 ¹⁶ / ₁₆ "-18
27	G2700-06-06	1	Bulkhead Tube Union, 9 ¹⁶ / ₁₆ "-18 Male JIC
28	*A1424	1	Hose Assembly, 1 ² / ₂ " x 30"
29	*A3381	1	Hose Assembly, 3 ⁴ / ₄ " x 26"
30	*A12002	1	Hose Assembly, 3 ⁸ / ₈ " x 32"
31	*A12753	1	Hose Assembly, 1 ² / ₂ " x 57"
32	*A11444	1	Hose Assembly, 5 ⁸ / ₈ " x 59"
33	*A12093	1	Hose Assembly, 3 ⁸ / ₈ " x 58"
34	G6602-06	1	Swivel Tee, 9 ¹⁶ / ₁₆ "-18 JIC
35	GA15499 GD25522	- -	Special Pioneer Coupler, Zero Pressure Return Hydraulic Tip Cover
36	G4086	-	ISO Coupler

* Hydraulic hose is not stocked by Kinze Repair Parts, but can be made available on a special order basis. Call for quote.

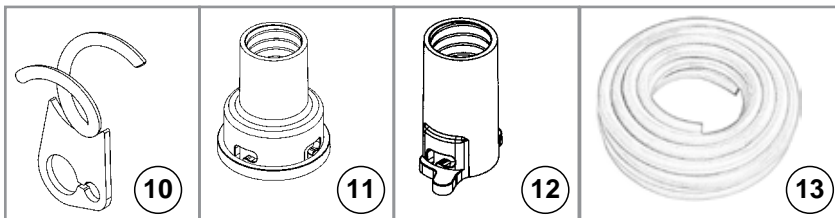
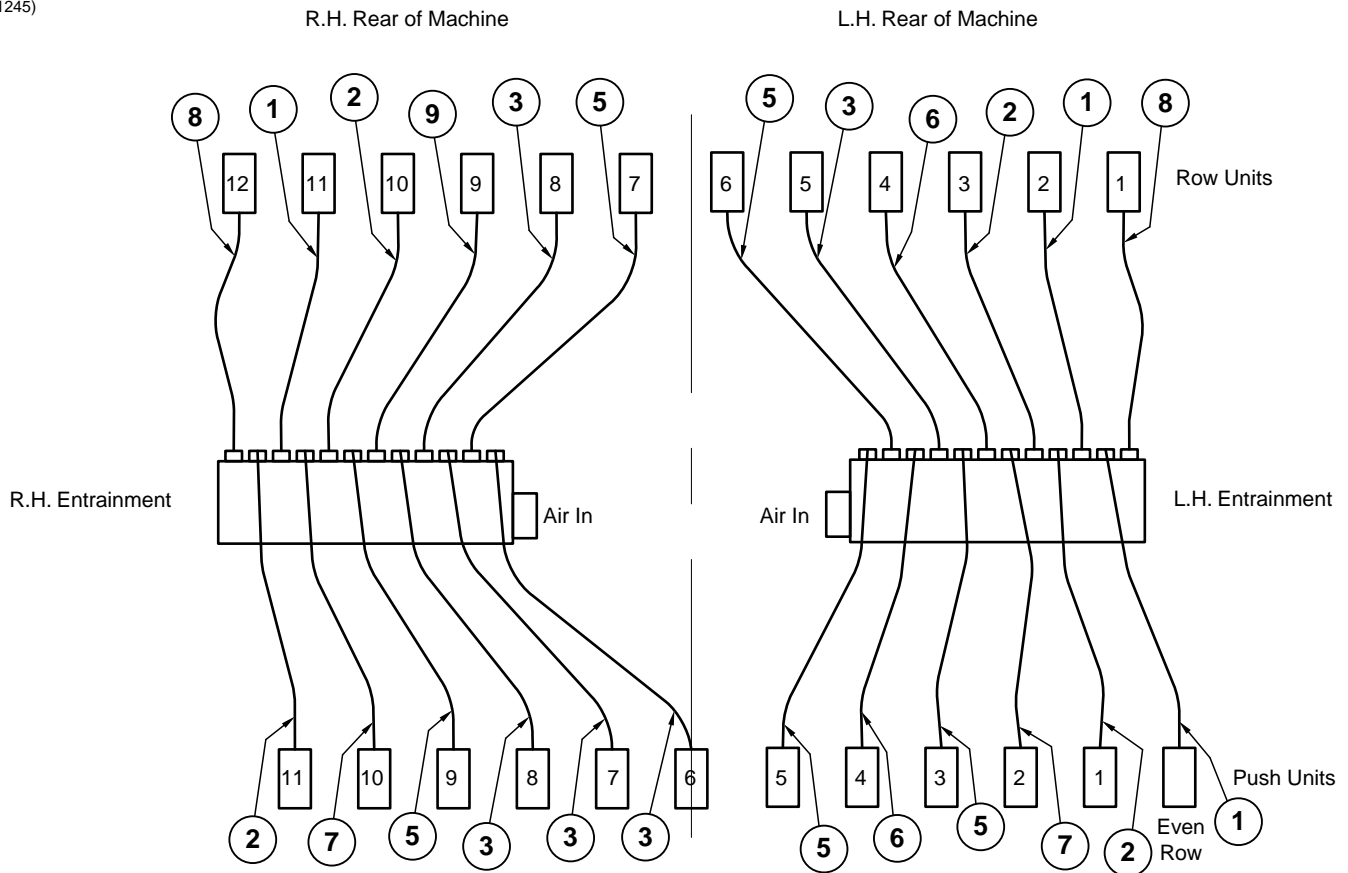
(IP1242)

Bulk Fill Fan Assembly



ITEM	PART NO.	QTY.	DESCRIPTION
1	G10988	12	Hex Non-Serrated Flange Cap Screw, ¼"-20 x ¾"
2	GR1977	6	Fender Washer, ¼"
3	GR1965	1	Non-Flanged Outer Case
4	GR1979	2	Plastic Plug, 7/16"
5	GR1966	1	Non-Flanged Inner Case
6	G11123	2	Hex Serrated Flange Cap Screw, 3/8"-16 x ¾"
7	GR1969	1	Backing Plate
8	GD25644	1	Cover Plate
9	G6801-06 GR1045	1 -	Elbow W/O-Ring, 90°, 9/16"-18 Male JIC To O-Ring O-Ring
10	G6801-12 GR1467	1 -	Elbow W/O-Ring, 90°, 1 1/16"-12 Male JIC To O-Ring O-Ring
11	G11124	2	Hex Serrated Flange Cap Screw, 3/8"-16 x 1"
12	GA14574	1	Hydraulic Motor
13	G6801-12-10 GR1466	1 -	Elbow W/O-Ring, 90°. 1 1/16"-12 Male JIC To 7/8"-14 O-Ring O-Ring
14	GA15452	1	Overhung Load Adapter
15	GA14382	1	Fan Mount
16	G10621	15	Serrated Flange Nut, ¼"-20
17	GR1961	1	Bushing, 5/8"
18	GR1978	1	Plastic Plug, ¼"
19	G11409	15	Hex Serrated Flanged Cap Screw, ¼"-20 x 1"
20	GR1967	1	Screen
21	GD21300	1	Key Stock, 3/16" x 3/4"
22	GR2000	1	Hydraulic Motor Key
23	GD30882	1	Gasket, 2-Bolt Mount
24	GD31305	1	Rubber Seal Plug
25	GA14847 GD16324-01 GA9964 G1K248	1 - - -	Low Pressure Sensor (0-40 IN H ₂ O) (Replaces GA14116) Clear Plastic Tubing, ¼" x 45" Strain Relief 3-Pin Female Connector Kit (Black), Includes: (3) 3-Pin Female Housings, (9) Pin Contacts, (9) Seals
26	GR1736	1	Hose Barb, 1/8" Male NPT To Barb
27	GD21278	-	Reducing Tee, 3/16" x 1/8"
28	---	-	See "Center Pivot" on page P111
29	GA21406 GR1777	2 -	Pressure Gauge W/Hose Barb Hose Barb, 3/16" x 1/8" NPT
30	GD15804 G10108 G10001	2 2 2	Mount Lock Nut, 3/8"-16 Hex Head Cap Screw, 3/8"-16 x 1"
31	G11215	6	Hex Socket Head Cap Screw, No. 6-32 x 3/8", Grade 8
32	GD15849-02	1	Clear Tubing, 5/16" O.D. x 3/16" I.D. x 120"
33	GA10765 GR1777	1 -	Analog Vacuum Gauge W/Hose Barb Hose Barb, 1/8" Male NPT To 3/16" Barb
34	GA10799	1	Breather, 1/8" Male NPT
35	G11518 G10243	3 3	Hex Head Machine Screw, #10-24 x 1" Washer, No. 10 SAE
36	GR2109	-	Impeller
37	GA12812	-	Hall Effect Adapter
A	GA14572	-	Bulk Fill Fan Assembly (Non-Flanged) (Items 1-5, 7, 16, 18-20, and 36)
B	GR1960	-	Hydraulic Motor Seal Kit

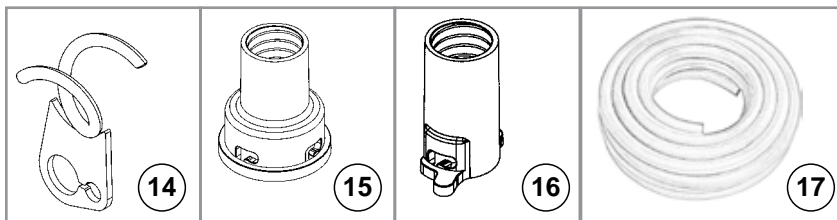
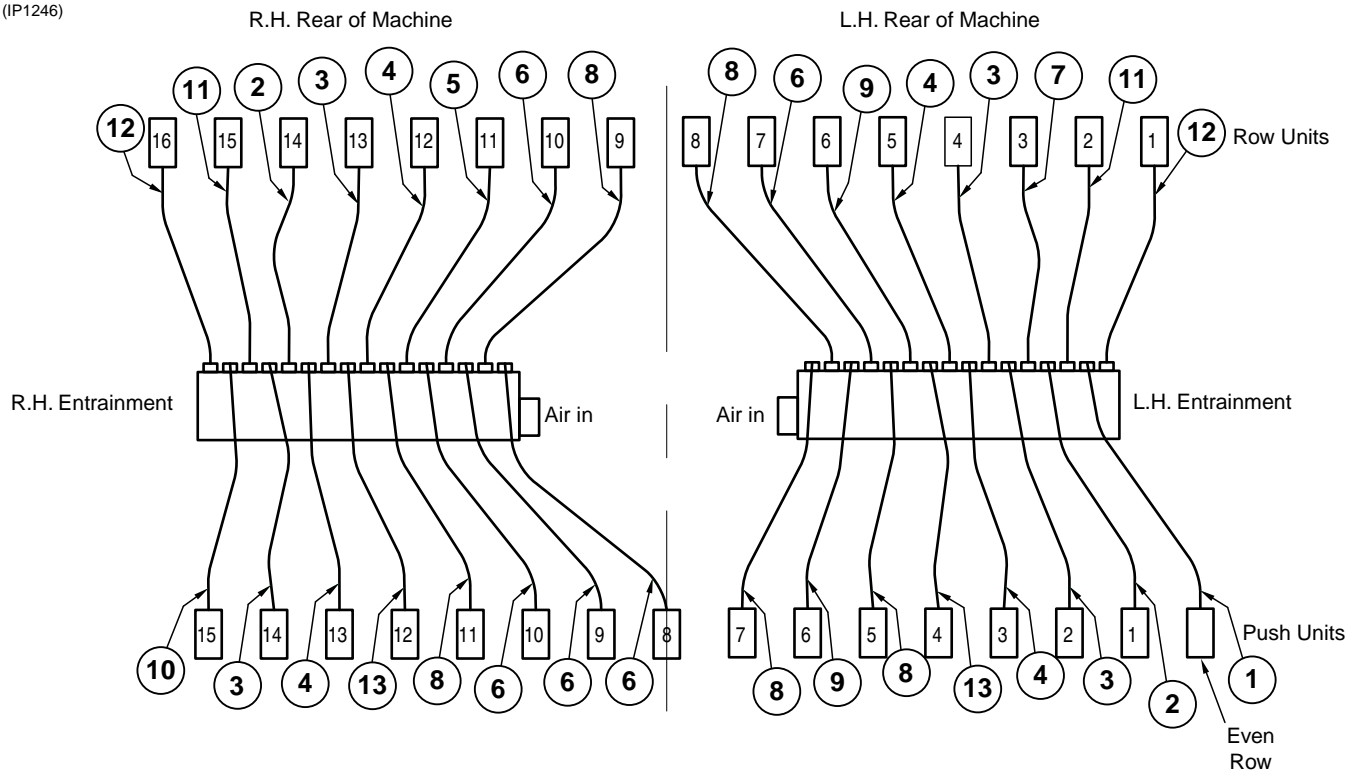
(IP1245)



ITEM	PART NO.	QTY.	DESCRIPTION
1	*A13802	3	Hose Assembly, 1 1/4" x 161"
2	*A13803	4	Hose Assembly, 1 1/4" x 133"
3	*A13805	5	Hose Assembly, 1 1/4" x 71"
4	*A13801	1	Hose Assembly, 1 1/4" x 192"
5	*A13807	5	Hose Assembly, 1 1/4" x 82"
6	*A13808	2	Hose Assembly, 1 1/4" x 93"
7	*A13824	2	Hose Assembly, 1 1/4" x 103"
8	*A13801	1	Hose Assembly, 1 1/4" x 192"
9	*A13804	1	Hose Assembly, 1 1/4" x 101"
10	GA14593	-	Hose Holder (Used on Rows 1 and 12)
11	GB0425	-	Dissipator Quick Coupler
12	GB0429	-	Seed Entrainer Quick Coupler
13	GR1947	-	Bulk Fill Hose, 1" I.D. x 1 1/4" O.D. x 100'

*Hose not stocked by Kinze repair parts, but is available in bulk (GR1947).

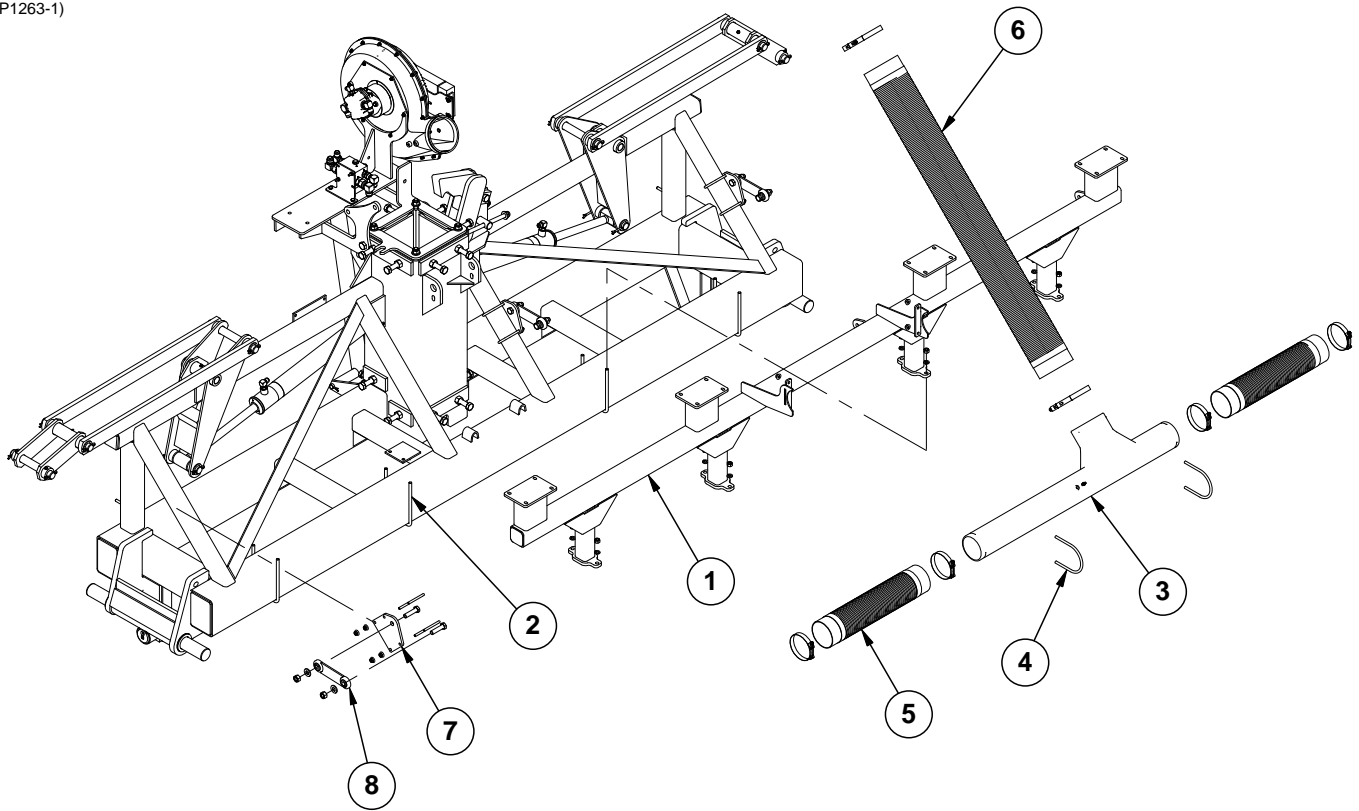
(IP1246)



ITEM	PART NO.	QTY.	DESCRIPTION
1	*A13800	1	Hose Assembly, 1¼" x 218"
2	*A13801	2	Hose Assembly, 1¼" x 192"
3	*A13802	4	Hose Assembly, 1¼" x 161"
4	*A13803	4	Hose Assembly, 1¼" x 133"
5	*A13804	1	Hose Assembly, 1¼" x 101"
6	*A13805	5	Hose Assembly, 1¼" x 71"
7	*A13826	1	Hose Assembly, 1¼" x 176"
8	*A13807	5	Hose Assembly, 1¼" x 82"
9	*A13808	2	Hose Assembly, 1¼" x 93"
10	*A13809	1	Hose Assembly, 1¼" x 205"
11	*A13810	2	Hose Assembly, 1¼" x 225"
12	*A13817	2	Hose Assembly, 1¼" x 246"
13	*A13824	2	Hose Assembly, 1¼" x 103"
14	GA14593	-	Hose Holder (Used on Rows 1, 2, 15, and 16)
15	GB0425	-	Dissipator Quick Coupler
16	GB0429	-	Seed Entrainer Quick Coupler
17	GR1947	-	Bulk Fill Hose, 1" I.D. x 1¼" O.D. x 100'

*Hose not stocked by Kinze repair parts, but is available in bulk (GR1947).

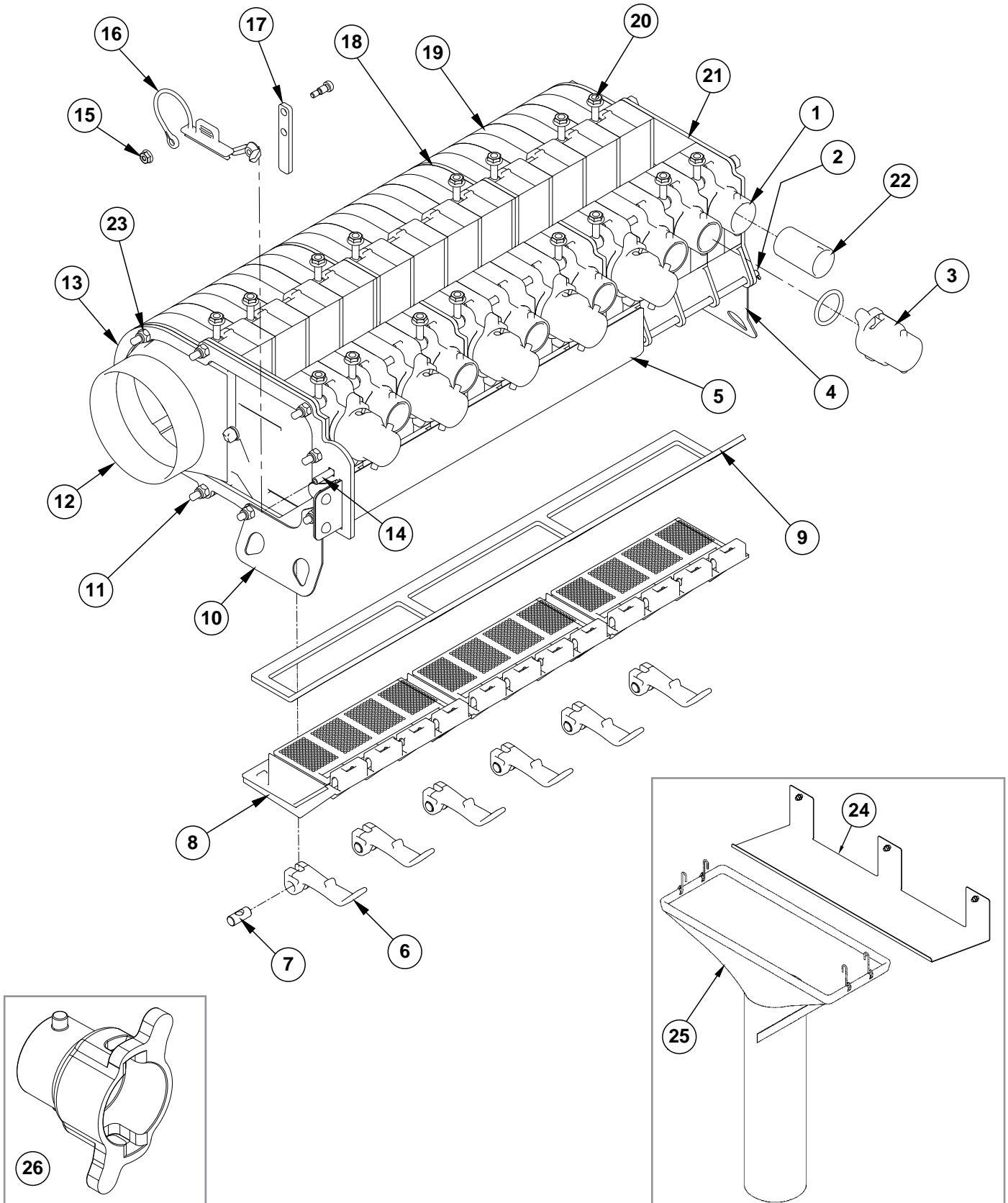
(IP1263-1)



ITEM	PART NO.	QTY.	DESCRIPTION
1	GA14330	1	Front Bulk Fill Mount Support, 12 Row 30" and 16 Row 30"
	GA17088	-	Front Bulk Fill Mount Support, 16 Row 7.5" Twin Row
2	GD8306	4	U-Bolt, 7" x 5" x 1/2"-13
	G10071	8	Serrated Flange Nut, 1/2"-13
3	GB0493	1	Bulk Fill Manifold
	GR1777	1	Hose Barb, 1/8" Male NPT To 3/16" Barb
4	GD19639	2	U-Bolt, 4 1/2" x 3/8"-16
	G11091	4	Serrated Flange Nut, 3/8"-16
5	GD19659-05	2	Black Hose, 4 1/2" I.D. x 22"
	G11360	4	T-Bolt Hose Clamp, 4 1/2"
6	GD19658-02	1	Black Hose, 6" I.D. x 56"
	G11367	2	T-Bolt Clamp 6"
7	GD20401	3	Link Mount
	GD19212	6	U-Bolt, 2 1/2" x 3/8"-16
	G11091	12	Serrated Flange Nut, 3/8"-16
8	GA14331	3	Link
	G10009	6	Hex Head Cap Screw, 5/8"-11 x 2 1/2"
	G11391	6	Flat Washer, 5/8" SAE
	G10104	6	Hex Nut, 5/8"-11

(IP1124)

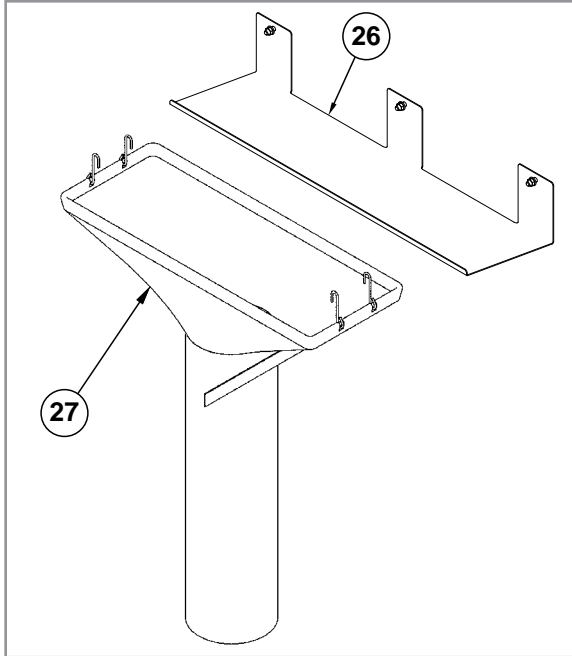
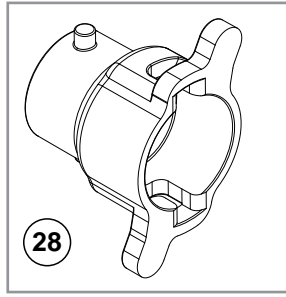
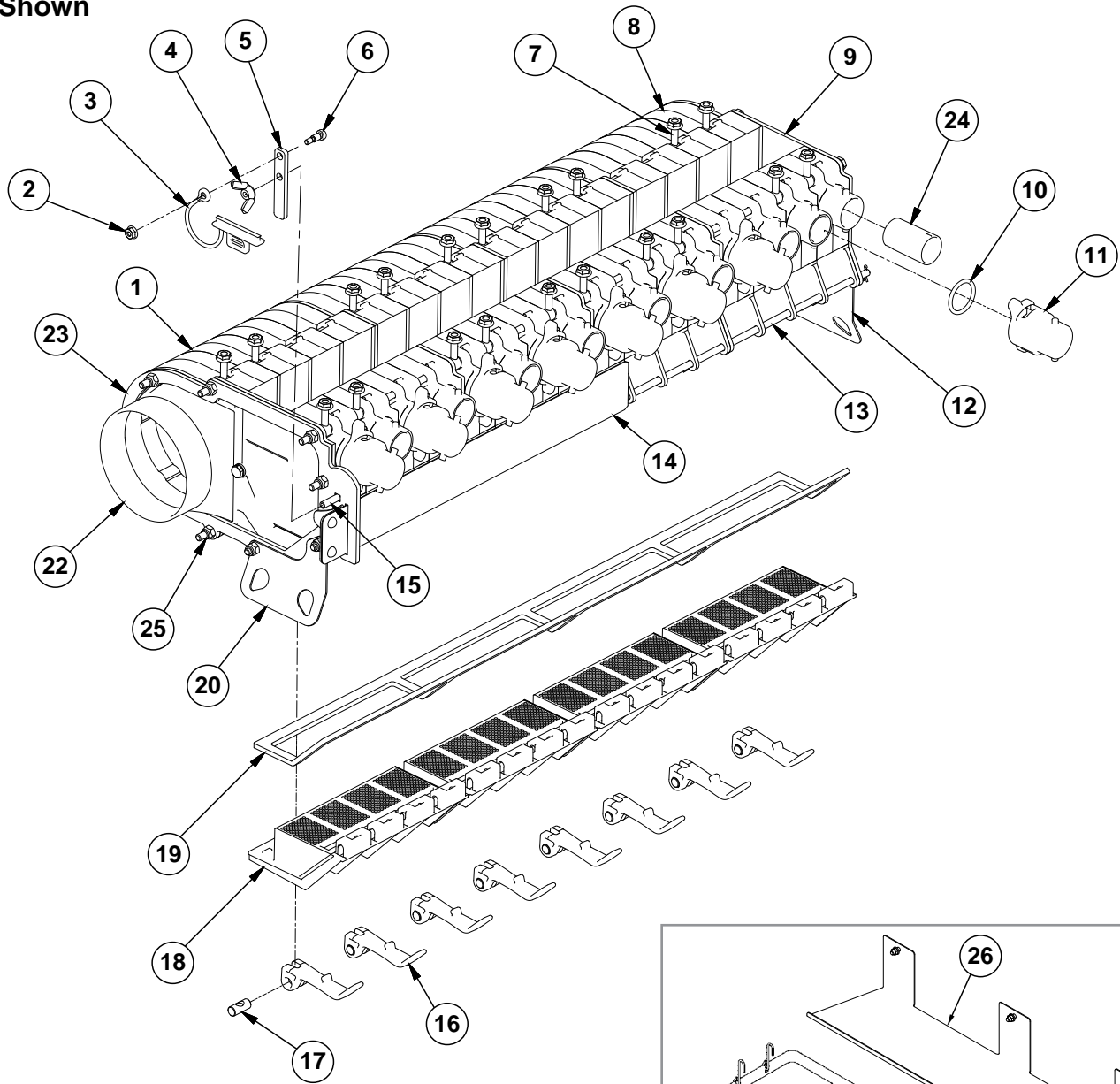
R.H. Shown



ITEM	PART NO.	QTY.	DESCRIPTION
1	GB0433	3	Bulk Fill Seed Entrainer Door Section
2	GD19854	1	Bulk Fill Cleanout Door Hinge Rod, 12 Row
	G10455	2	Cotter Pin, 1/16" x 1/2"
3	GB0431	6	Bulk Fill Small Cap (If Applicable)
	GD19508	6	Small O-Ring
4	GD31306	1	Bulk Fill Chute Hanger, R.H.
5	GA14942	1	Bulk Fill Shutoff Door
6	GB0501	6	Latch Handle
	GD19864	6	Eye Bolt, 1/4"-20 x 1.83"
7	GD21080	6	Cam Nut, 1/4"-20
8	GB0502	3	Bulk Fill Cleanout Door
9	GD19863	1	Bulk Fill Cleanout Door Gasket, 12 Row
10	GD31307	1	Bulk Fill Chute Hanger, L.H.
11	GD19852	10	Hex Head Cap Screw, 1/4"-20 x 22"
	G11328	11	Washer, 1/4"
	G10103	21	Lock Nut, 1/4"-20, Grade B
12	GB0436	1	Bulk Fill Seed Entrainer Air Inlet, R.H. (Shown)
	GB0435	-	Bulk Fill Seed Entrainer Air Inlet, L.H.
13	GD19635	1	Bulk Fill Retainment Ring
14	G10316	1	Carriage Bolt, 1/4"-20 x 1"
	G11464	1	Wing Nut, 1/4"-20
15	G10992	1	Serrated Flange Nut, No. 10-24
	G11332	1	Hex Socket Head Set Screw, 1/4" x No. 10-24 x 3/8"
	G11302	1	Hex Nut, 1/4"-20
16	GB0444	2	Bulk Fill Shutoff Door Plug
17	GD19695	1	Bulk Fill Slide Latch
18	GD19665	2	Bulk Fill Spacer Plate
19	GB0427	9	Bulk Fill Seed Entrainer
20	GD19865	16	Eye Bolt, 1/4"-20 x 1.47"
	G10621	16	Serrated Flange Nut, 1/4"-20
21	GB0434	1	Bulk Fill Seed Entrainer End Cap
22	GB0438	12	Air Orifice By-Pass
23	G11320	10	Lock Nut, 1/4"-20, Grade B
24	GD19808	1	Cleanout Chute Storage Bracket
	G10001	3	Hex Head Cap Screw, 3/8"-16 x 1"
	G10622	3	Serrated Flange Nut, 3/8"-16
25	GA14822	1	Cleanout Chute
26	GB0430	-	Bulk Fill Large Cap
A	GA14004	-	Bulk Fill Entrainer Assembly, R.H. (Shown) (Items 1-23)
B	GA14005	-	Bulk Fill Entrainer Assembly, L.H. (Items 1-23)

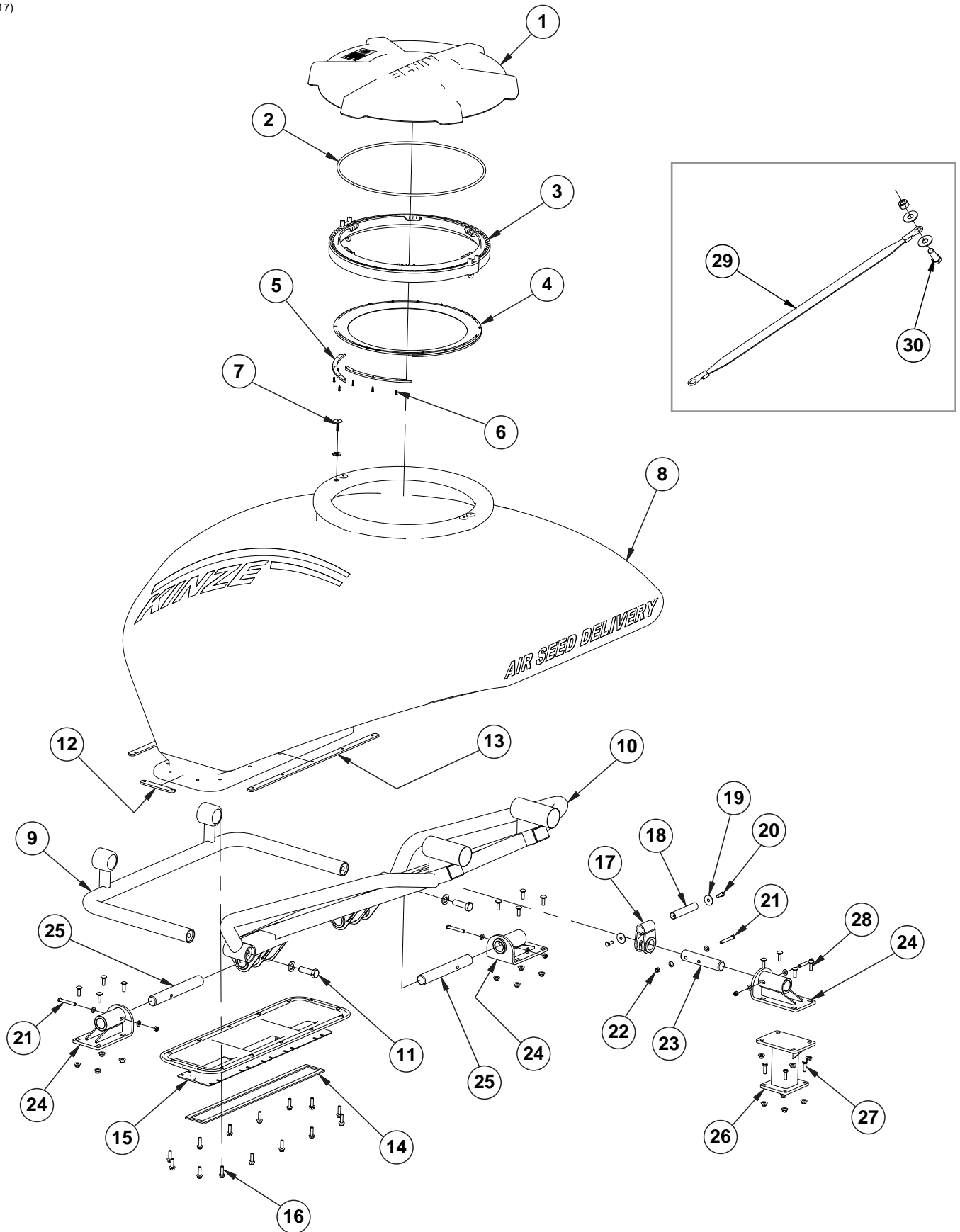
(IP1095)

R.H. Shown



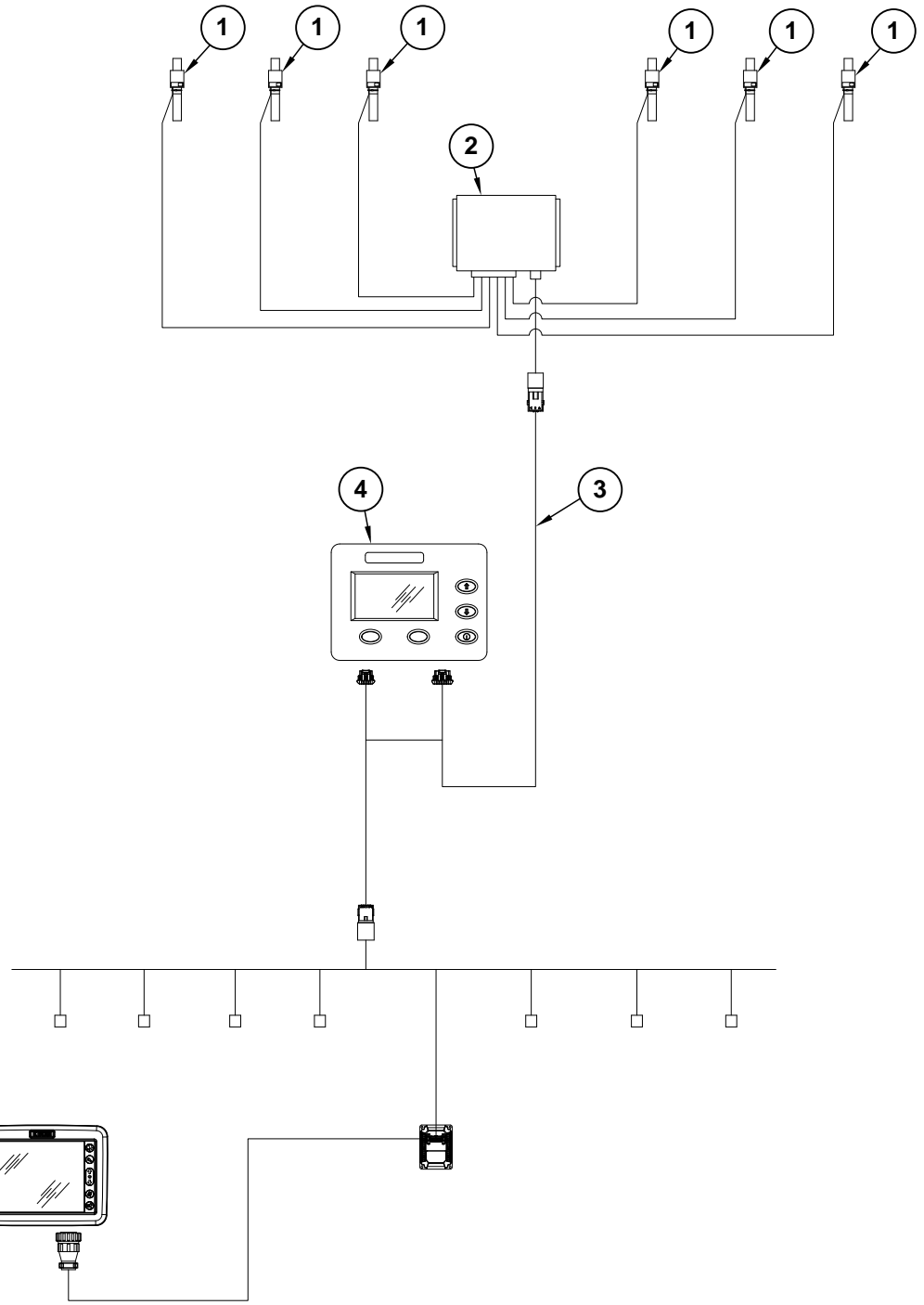
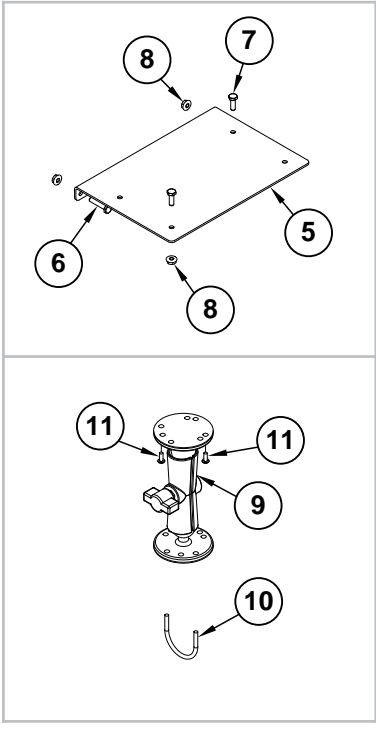
ITEM	PART NO.	QTY.	DESCRIPTION
1	GB0427	12	Bulk Fill Seed Entrainer
	GD19665	3	Bulk Fill Spacer Plate
2	G10992	1	Serrated Flange Nut, No. 10-24
3	GB0444	2	Bulk Fill Shutoff Door Plug
4	G11464	1	Wing Nut, ¼"-20
5	GD19695	1	Bulk Fill Slide Latch
6	G11332	1	Hex Socket Head Set Screw, ¼" x No. 10-24 x ¾"
7	GD19865	20	Eye Bolt, ¼"-20 x 1.47"
	G10621	20	Serrated Flange Nut, ¼"-20
8	GB0433	4	Bulk Fill Seed Entrainer Door Section
9	GB0434	1	Bulk Fill Seed Entrainer End Cap
10	GD19508	8	Small O-Ring
11	GB0431	8	Bulk Fill Small Cap (If Applicable)
12	GD31306	1	Bulk Fill Chute Hanger, R.H.
13	GD19609	1	Bulk Fill Cleanout Door Hinge Rod
	G10455	2	Cotter Pin, ⅛" x ½"
14	GA14942	1	Bulk Fill Shutoff Door
15	G10316	1	Carriage Bolt, ¼"-20 x 1"
	GD19864	8	Eye Bolt, ¼"-20 x 1.83"
16	GB0501	8	Latch Handle
17	GD21080	8	Cam Nut, ¼"-20
18	GB0502	4	Bulk Fill Cleanout Door
19	GD19619	1	Bulk Fill Cleanout Door Gasket
20	GD31307	1	Bulk Fill Chute Hanger, L.H.
21	G10103	21	Lock Nut, ¼"-20, Grade B
	GD19614	10	Hex Head Cap Screw, ¼"-20 x 29"
	G11328	11	Washer, ¼"
22	GB0436	1	Bulk Fill Seed Entrainer Air Inlet, R.H. (Shown)
	GB0435	1	Bulk Fill Seed Entrainer Air Inlet, L.H.
23	GD19635	1	Bulk Fill Retainment Ring
24	GB0438	16	Air Orifice By-Pass
25	G11320	10	Lock Nut, ¼"-20, Grade B
26	GD19808	1	Cleanout Chute Storage Bracket
	G10001	3	Hex Head Cap Screw, ⅜"-16 x 1"
	G10622	3	Serrated Flange Nut, ⅜"-16
27	GA14823	1	Cleanout Chute
28	GB0430	-	Bulk Fill Large Cap
A	GA13734	-	Bulk Fill Entrainer Assembly, R.H. (Shown) (Items 1-25)
B	GA13735	-	Bulk Fill Entrainer Assembly, L.H. (Items 1-25)

(IP1417)



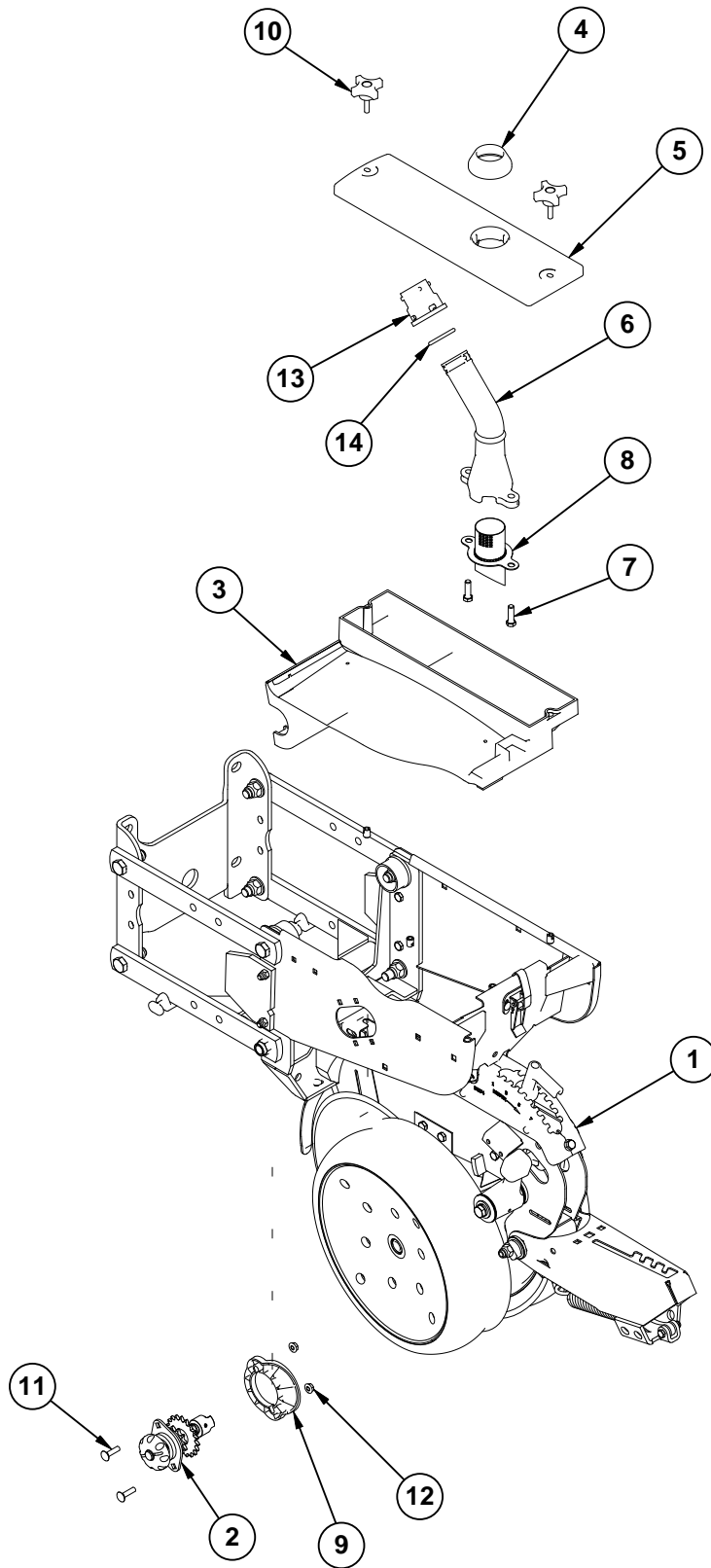
ITEM	PART NO.	QTY.	DESCRIPTION
1	GB0673	1	Bulk Fill Tank Lid
	GD24879-01	-	Rope Tether, 36"
	G11386	-	Flat Washer, 5/16" SAE
2	GD24385-01	1	Ribbon Sealer, 66½"
3	GB0674	1	Bulk Fill Tank Latch Ring
4	GB0675	1	Bulk Fill Tank Lid Seal
5	GD24386	6	Bulk Fill Lid Seal Ring Segment
6	G11522	18	Phillip Pan Head Tapping Screw, #8-18 x 5/8"
7	GD24753	4	Hex Socket Head Machine Screw, ¼"-20 x 1½", Grade 2
	GD24754	4	Foam Seal
8	GD24387	1	Bulk Fill Bulk Seed Tank, 40 Bushel
9	GA14856	1	Front Bulk Fill Tank Frame
10	GA14858	1	Rear Bulk Fill Tank Mount
11	G10027	2	Hex Head Cap Screw, ¾"-10 x 2½"
	G11392	2	Flat Washer, ¾" SAE
12	GD20923	2	Entrainer Mount Tap Block, Short
13	GD20922	2	Entrainer Mount Tap Block, Long
14	GD19893	1	Bulk Fill Tank Mount Gasket, 12 Row
	GD19620	1	Bulk Fill Tank Mount Gasket, 16 Row
15	GB0634	1	Bulk Fill Entrainment Mount, 12 Row
	GB0635	1	Bulk Fill Entrainment Mount, 16 Row
	GD19690-04	1	Ribbon Sealer, 7'
	GD19690-03	1	Ribbon Sealer, 6½'
16	G11204	14	Flanged Whiz Lock Screw, 3/8"-16 x 1¼", Serrated
17	GA14040	1	Rear Bulk Fill Tank Mount
18	GD20037	1	Pin, 1" x 5¾"
19	G10201	2	Special Washer, 3/8" x 1½" O.D.
20	G10001	2	Hex Head Cap Screw, 3/8"-16 x 1"
21	G10325	4	Hex Head Cap Screw, 3/8"-16 x 2¾"
	G11387	8	Flat Washer, 3/8" SAE
22	G10108	4	Lock Nut, 3/8"-16
23	GD20036	1	Pin, 1½" x 7"
24	GA14041	3	Bulk Fill Tank Mount
25	GD20035	2	Pin, 1½" x 11¼"
26	GA14052	1	Rear Tank Mount
27	G10004	4	Hex Head Cap Screw, 3/8"-16 x 1¼"
	G11091	4	Serrated Flange Nut, 3/8"-16
28	G10599	12	Carriage Bolt, 3/8"-16 x 1¼"
	G11091	12	Serrated Flange Nut, 3/8"-16
29	GD27607	2	Ground Strap
30	G11204	1	Hex Serrated Flange Cap Screw, 3/8"-16 x 1¼", Grade 5
	G10529	1	External Tooth Lock Washer, 3/8"
	G11249	1	External Tooth Washer, ¼"
	G11528	1	Hex Nut W/External Tooth Washer, ¼"-20
A	GA16997	-	Bulk Fill Lid Seal Assembly, (Items 3-6)

(IP1192)



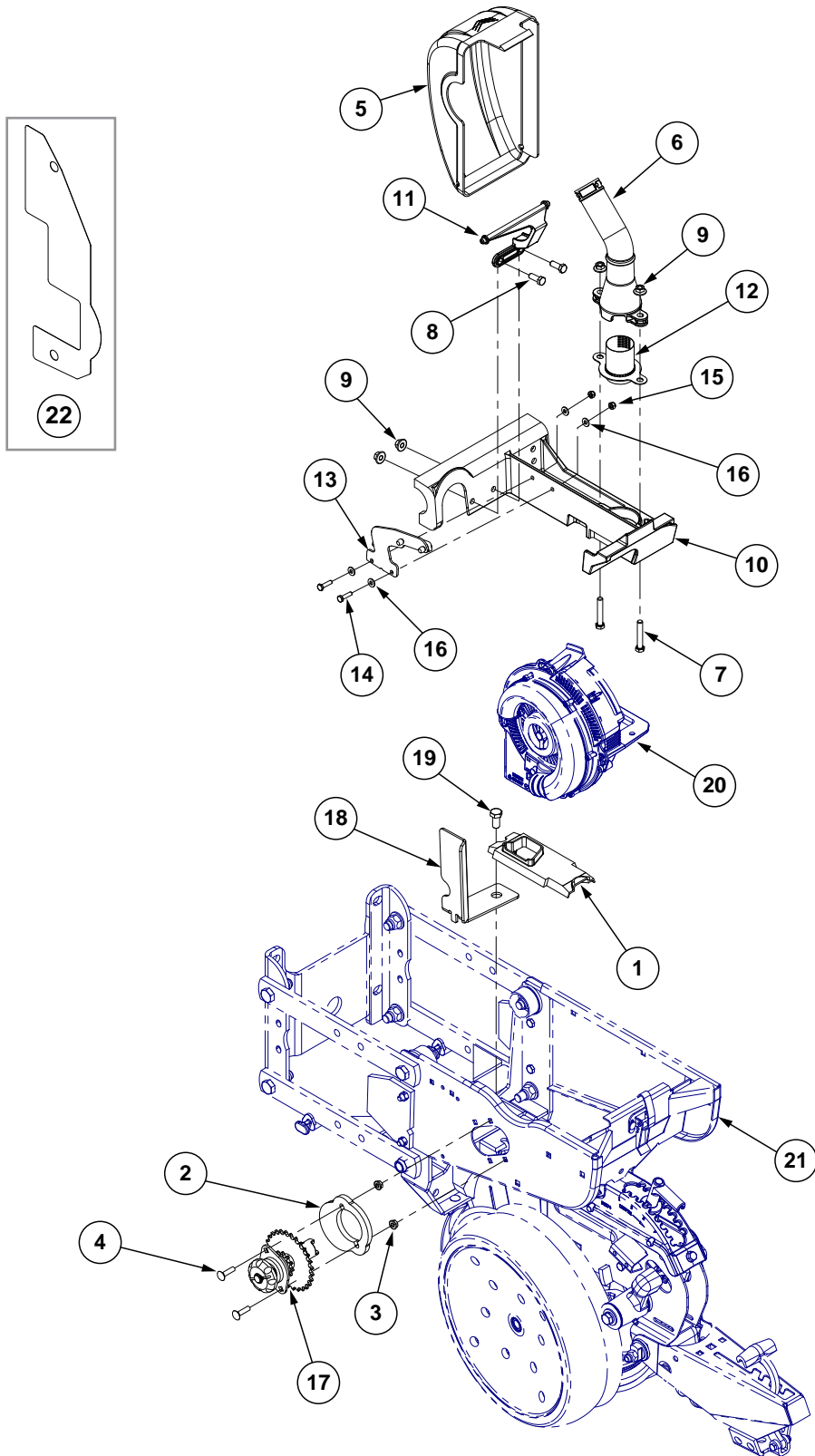
ITEM	PART NO.	QTY.	DESCRIPTION
1	GA14135	6	Load Cell
2	GA14136	1	Scale Module
3	GA14129	1	Power Cable
4	GA14133	1	Bulk Fill Scale Display
5	GD26264	1	Module Mounting Bracket
6	G10857	2	Hex Head Cap Screw, ¼"-20 x 1¼"
7	G10002	2	Hex Head Cap Screw, ⅜"-16 x ¾"
8	G10621	4	Serrated Flange Nut, ¼"-20
9	GA12403	1	Mounting Bracket Assembly, Includes: (2) Mounting Brackets, (2) Connector Halves, (1) Compression Spring, (1) Tension Knob, (1) ¼"-20 x 1¼" Hex Head Cap Screw, (1) ¼" Plastic Washer, (1) ¼" Steel Washer
10	GD20282	1	U-Bolt, #10-32
	G11284	2	Serrated Flange Nut, #10-32
11	G11216	2	Phillips Pan Head Machine Screw, No. 10-32 x ½", Stainless Steel

(IP1126)



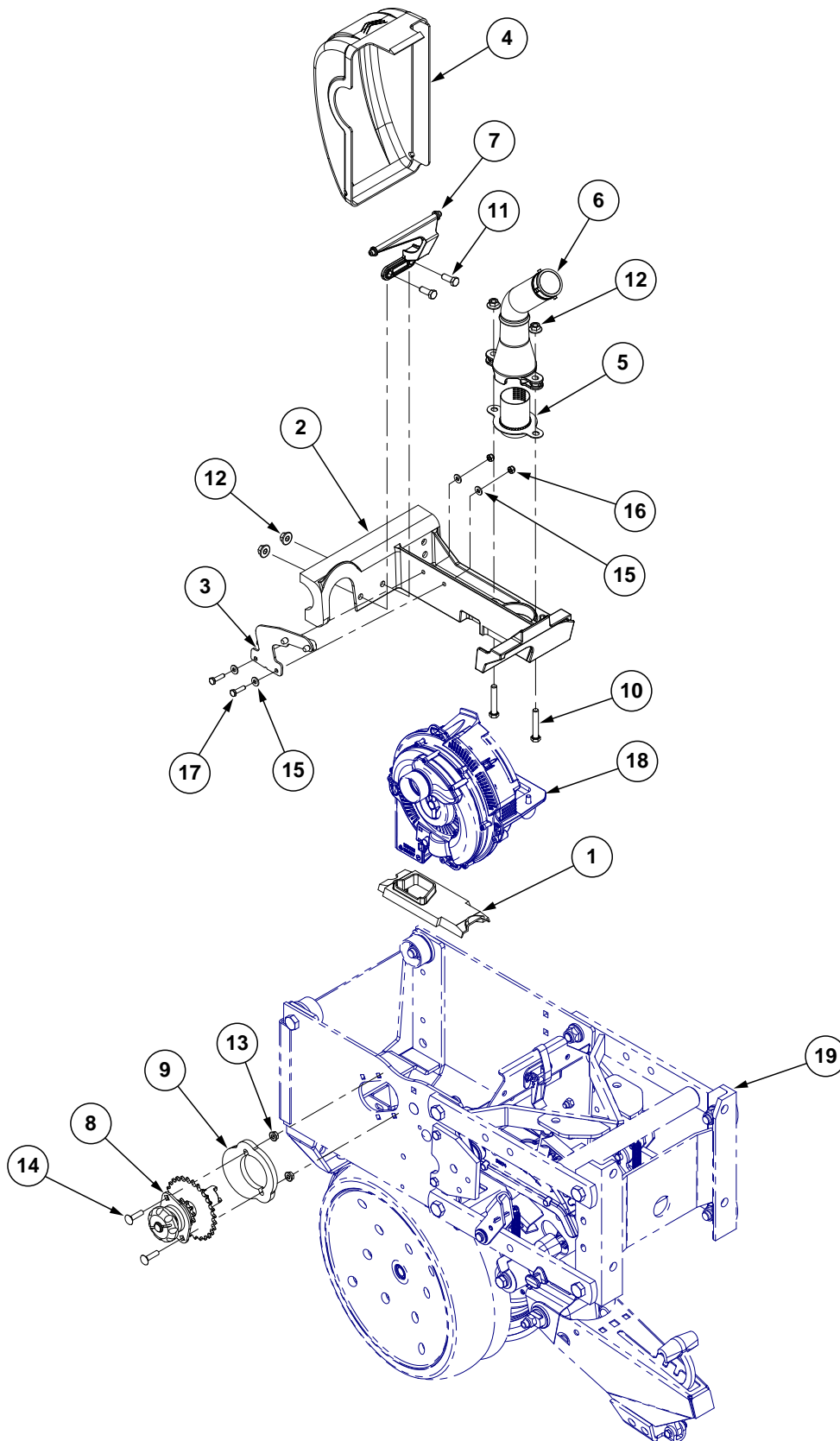
ITEM	PART NO.	QTY. Per Row	DESCRIPTION
1	---	-	See "Shank Assembly, Seed Tube, and Depth Adjustment" on page P1 See "Parallel Arms, Mounting Support Plate, and Quick Adjustable Down Forces Springs Option" on page P5 See "Hopper Support and Meter Drive" on page P19
2	GA10151	1	Seed Meter Clutch Assembly, 11/19 Tooth
3	GA9547 GD12561	1 -	Mini-Hopper Threaded Insert, 5/16"-18
4	GB0446	1	Bulk Fill Mechanical Meter Cover Seal
5	GB0445	1	Bulk Fill Mechanical Meter Cover
6	GB0455	1	Bulk Fill Air Pressure Dissipator
7	G10004	2	Hex Head Cap Screw, 3/8"-16 x 1 1/4"
8	GB0574	1	Air Dissipator Screen
9	GB0331	1	Clutch Adapter Plate
10	GD29339	2	4-Prong Knob
11	G10338	2	Carriage Bolt, 5/16"-18 x 1 1/4"
12	G10620	2	Serrated Flange Nut, 5/16"-18
13	GB0430	1	Bulk Fill Large Cap
14	GD19509	1	O-Ring, Large
A	GA14031	-	Bulk Fill Mechanical Meter Cover Assembly (Items 4-8)

(IP1511)



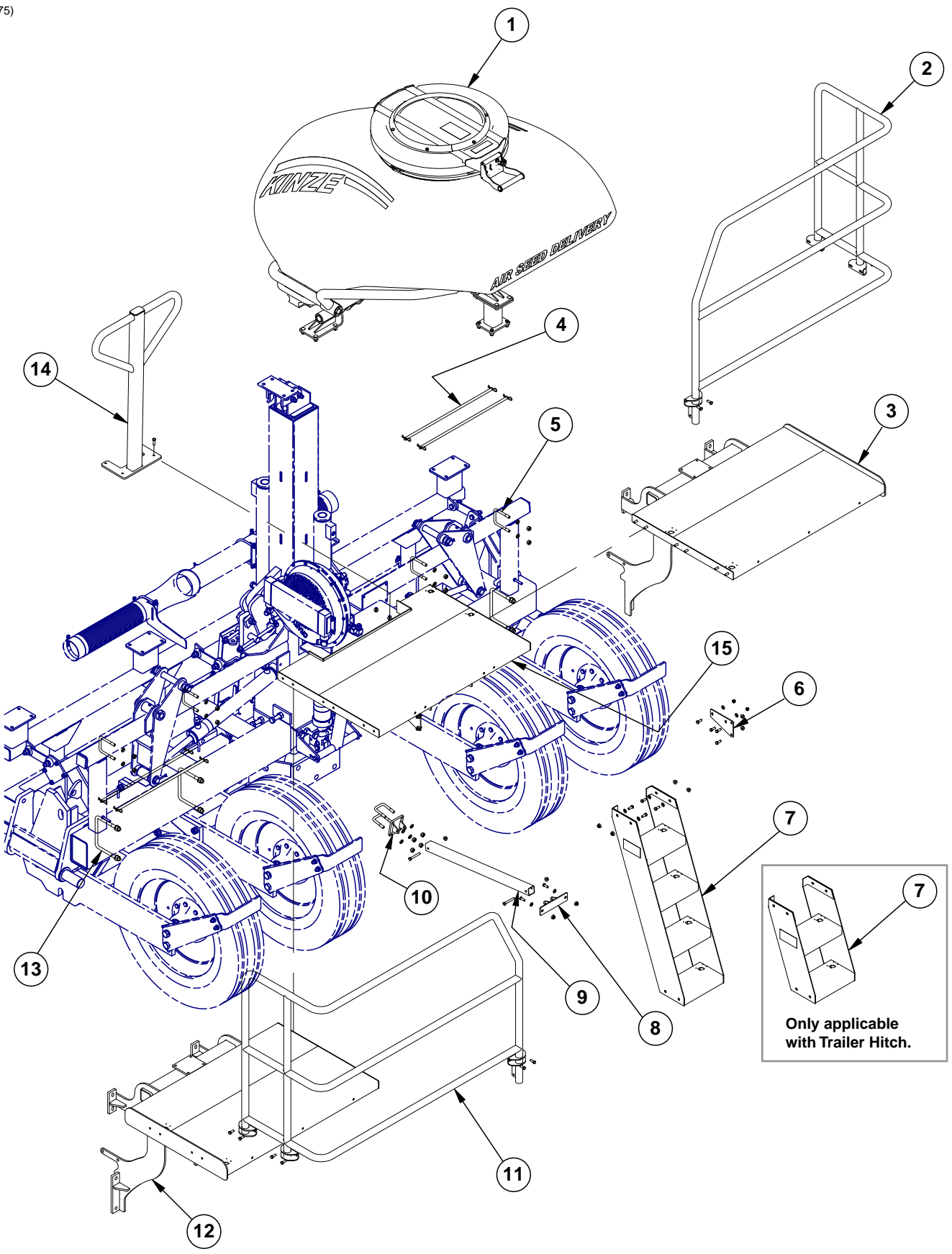
ITEM	PART NO.	QTY.	DESCRIPTION
1	GB0926	1	Shank Cover
2	GB0331	1	Clutch Adapter Plate
3	G10620	2	Serrated Flange Nut, 5/16"-18
4	G10338	2	Carriage Bolt, 5/16"-18 x 1 1/4"
5	GB0428	1	Meter Cover
6	GB0455	1	Bulk Fill Air Pressure Dissipator
7	G10939	2	Hex Head Cap Screw, 3/8"-16 x 2 1/4"
8	G10001	2	Hex Head Cap Screw, 3/8"-16 x 1"
9	G11091	4	Serrated Flange Nut, 3/8"-16
10	GA17077	1	Meter Mount W/Inserts
	GD16561	-	Threaded Insert, 5/16"-18
11	GB0717	1	Vacuum Meter Cover Hinge
12	GB0901	1	Air Dissipator Screen
13	GA21309	1	Meter Support
14	G10064	2	Hex Head Cap Screw, 1/4"-20 x 1"
15	G10110	2	Lock Nut, 1/4"-20, Grade B
16	G11385	4	Flat Washer, 1/4" SAE
17	GA20640	1	Meter Drive Assembly, 11/28 Tooth
	G3303-108	-	Chain, No. 41, 108 Pitch Including Connector Link
	G3303-120	-	Chain, No. 41, 120 Pitch Including Connector Link (Center 4 Rows)
	GR0196	-	Connector Link, No. 41
18	GD29798	1	Chain Guard
19	G10014	2	Hex Head Cap Screw, 1/2"-13 x 1"
	G10071	2	Serrated Flange Nut, 1/2"-13
20	---	-	See "Vacuum Seed Meter" on page P27
21	-	-	See "Shank Assembly, Seed Tube, and Depth Adjustment" on page P1 See "Parallel Arms, Mounting Support Plate, and Quick Adjustable Down Forces, Springs Option" on page P5 See "Hopper Support and Meter Drive" on page P19
22	GD29413	-	Hopper Shim

(IP1136)

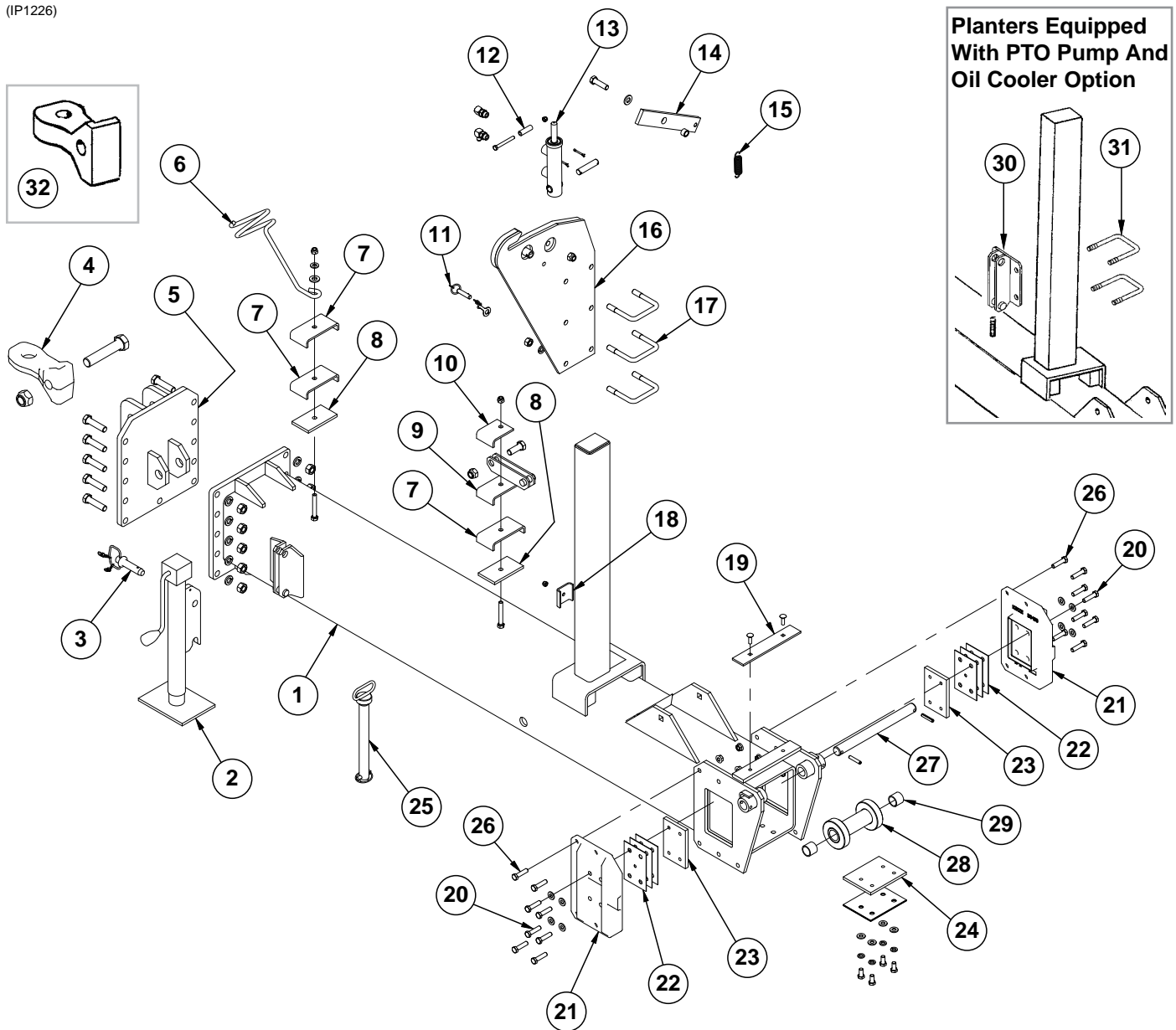


ITEM	PART NO.	QTY.	DESCRIPTION
1	GA20341	1	Shank Cover
2	GA17077	1	Meter Mount W/Inserts
	GD16561	-	Threaded Insert, 5/16"-18
3	GA21309	1	Meter Support
4	GB0428	1	Vacuum Meter Cover
5	GB0901	1	Air Dissipator Screen
6	GB0455	1	Bulk Fill Air Pressure Dissipator
7	GB0717	1	Vacuum Meter Cover Hinge
8	GA20640	1	Meter Drive Assembly, 11/28 Tooth
	G3303-108	-	Chain, No. 41, 108 Pitch Including Connector Link
	G3303-120	-	Chain, No. 41, 120 Pitch Including Connector Link (Center 4 Rows)
	GR0196	-	Connector Link, No. 41
9	GB0331	1	Clutch Adapter Plate
10	G10939	2	Hex Head Cap Screw, 3/8"-16 x 2 1/4"
11	G10001	2	Hex Head Cap Screw, 3/8"-16 x 1"
12	G11091	4	Serrated Flange Nut, 3/8"-16
13	G10620	2	Serrated Flange Nut, 5/16"-18
14	G10338	2	Carriage Bolt, 5/16"-18 x 1 1/4"
15	G11385	4	Flat Washer, 1/4" SAE
16	G10110	2	Lock Nut, 1/4"-20, Grade B
17	G10064	2	Hex Head Cap Screw, 1/4"-20 x 1"
18	---	-	See "Vacuum Seed Meter" on page P27
19	---	-	See "Interplant Push Row Unit" on page P47

(IP1275)



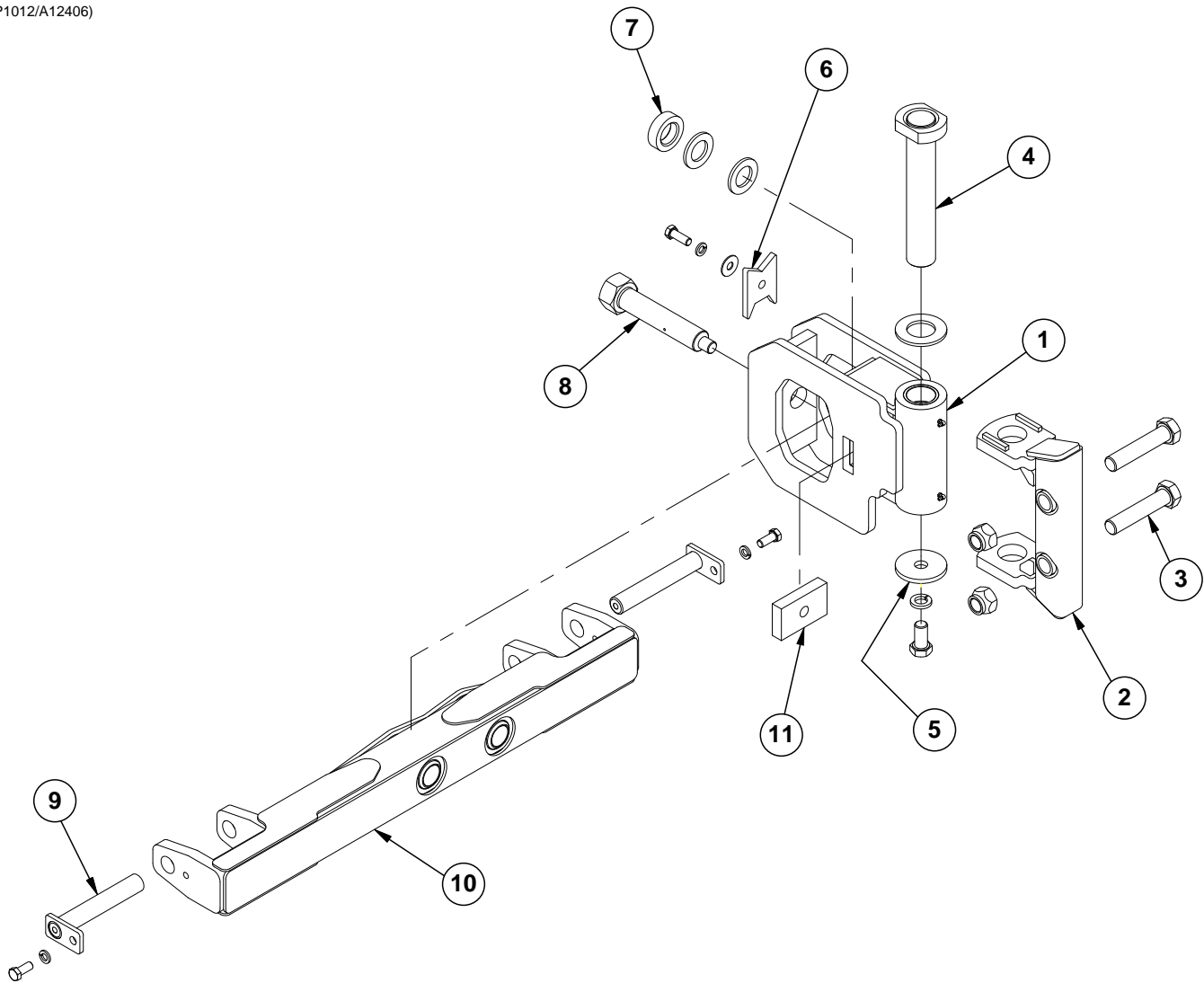
ITEM	PART NO.	QTY.	DESCRIPTION
1	---	2	See "Bulk Fill Tank Assembly" on page P83
2	GA14372	1	R.H. Rail
	G11091	6	Serrated Flange Nut, 3/8"-16
	G10001	6	Hex Head Cap Screw, 3/8"-16 x 1"
3	GA14370	1	R.H. Catwalk
	G4431-01	1	Edge Molding, 3/8" x 19"
	G11091	6	Serrated Flange Nut, 3/8"-16
	G10001	6	Hex Head Cap Screw, 3/8"-16 x 1"
4	GD20756	4	Seed Tube Hold Down Pin
	G11303	8	Hair Pin Clip, #9, 9/32" x 2 ¹⁵ / ₁₆ "
5	GD4743	4	U-Bolt, 3" x 3" x 1/2"-13
	G10071	8	Serrated Flange Nut, 1/2"-13
6	GD20599	2	Rail Stiffener
	G11387	10	Flat Washer, 3/8" SAE
	G10108	4	Lock Nut, 3/8"-16
	G11091	4	Serrated Flange Nut, 3/8"-16
	G10001	8	Hex Head Cap Screw, 3/8"-16 x 1"
7	GA17070	1	Wide Ladder
	GA16145	-	Short Ladder (Only Applicable with Trailer Hitch)
	GA17078	-	Narrow Ladder (Only Applicable with Insecticide)
	G11091	4	Serrated Flange Nut, 3/8"-16
	G10049	4	Hex Head Cap Screw, 3/8"-16 x 2 1/2"
8	GA14444	1	Ladder Stiffener Mount
	G10325	2	Hex Head Cap Screw, 3/8"-16 x 2 3/4"
	G11091	4	Serrated Flange Nut, 3/8"-16
	G10001	2	Hex Head Cap Screw, 3/8"-16 x 1"
9	GD20589	1	Ladder Stiffener Tube
10	GD2721	2	U-Bolt, 2" x 2" x 1/2"-13
	G10228	4	Lock Washer, 1/2"
	G10102	4	Hex Nut, 1/2"-13
	GA14445	1	Strut Stiffener Mount
11	GA14373	1	L.H. Rail
	G11091	6	Serrated Flange Nut, 3/8"-16
	G10001	6	Hex Head Cap Screw, 3/8"-16 x 1"
12	GA14371	1	L.H. Catwalk
	G11091	6	Serrated Flange Nut, 3/8"-16
	G10001	6	Hex Head Cap Screw, 3/8"-16 x 1"
13	GD1113	4	U-Bolt, 5" x 7" x 5/8"-11
	G10230	8	Lock Washer, 5/8"
	G10104	8	Hex Nut, 5/8"-11
14	GA14589	1	Front Handrail
	G10004	2	Hex Head Cap Screw, 3/8"-16 x 1 1/4"
	G11091	2	Serrated Flange Nut, 3/8"-16
15	GA17080	1	Center Catwalk



ITEM	PART NO.	QTY.	DESCRIPTION
1	A14310	1	Outer Hitch, "Y", 97½" 12 Row 30" (Non-Stock Item)
	A7088	-	Outer Hitch, "Y", 127½", 16 Row 30" (Non-Stock Item)
	A12529	-	Outer Hitch, "Y", 127½", 16 Row 7.5" Twin Row (Non-Stock Item)
2	GA13986	1	Jack Assembly Complete
	GR2152	1	Crank Repair Kit
	GR2153	1	Bevel Gear Set, Includes: (2) Bevel Gears, (1) Gear Pin, (1) Groove Pin
3	GA4995	1	Detent Pin Assembly
4	GB0237	1	Clevis, Single (1¾" Hole)
	G10169	1	Hex Head Cap Screw, 1¼"-7 x 6"
	G10157	1	Lock Nut, 1¼"-7
5	GA9837	1	Hitch Mount, 12 Row 30" and 16 Row 30"
	GA12577	-	Hitch Mount, 16 Row 7.5" Twin Row
	G10028	11	Hex Head Cap Screw, ¾"-10 x 3"
	G11392	11	Flat Washer, ¾" SAE
	G10105	11	Hex Nut, ¾"-10


ITEM	PART NO.	QTY.	DESCRIPTION
6	GD8260	1	Hose Holder
	G11391	1	Flat Washer, 5/8", SAE
	G11389	1	Flat Washer, 1/2", SAE
	G10111	1	Lock Nut, 1/2"-13
7	GD8188	3	Hose Clamp, 7/8" x 3" x 5 3/8"
8	GD8189	2	Rubber Strip, 3/8"
9	GA5842	1	Bracket, Jack Mount
	G10026	1	Hex Head Cap Screw, 3/4"-10 x 2"
	G10112	1	Lock Nut, 3/4"-10
10	GD14121	1	Hose Clamp, 7/8" x 3 1/2"
	G10111	1	Lock Nut, 1/2"-13
11	GA7022	1	Detent Pin W/Chain (Transport Latch Locking Pin)
12	GD2971-09	1	Sleeve, 2" Long
	G10809	1	Hex Head Cap Screw, 3/8"-16 x 3/4"
	G10108	1	Lock Nut, 3/8"-16
13	GA9559	1	See "Transport Latch Cylinder" on page P153
	G6801-06-08	2	Elbow W/O-Ring, 90°, 3/16"-18 Male JIC To 3/4"-16 O-Ring
	GD7137	1	Pin, 3/4" x 3 3/8"
	G10457	2	Cotter Pin, 5/32" x 1 1/2"
14	GA7016	1	Catch Bar
	GB0218	1	Bushing, 2 1/32" I.D. x 7/8" O.D. x 1 9/32" Long
	G10006	1	Hex Head Cap Screw, 5/8"-11 x 2 1/4"
	G10107	1	Lock Nut, 5/8"-11
	G11391	1	Flat Washer, 5/8", SAE
15	GD5857	1	Spring
16	GA7433	1	Transport Catch
	G10765	1	Spring Pin, 1/4" x 1"
17	GD9953	3	U-Bolt, 3" x 4" x 5/8"-11
	G10230	6	Lock Washer, 5/8"
	G10104	6	Hex Nut, 5/8"-11
18	GD5875	1	Hose Clamp, 9/16" x 2 1/2" x 2"
	G10108	1	Lock Nut, 3/8"-16
19	GD20728	1	Spacer Bar
	G10599	2	Carriage Bolt, 3/8"-16 x 1 1/4"
	G10108	2	Lock Nut, 3/8"-16
20	G10016	4	Hex Head Cap Screw, 1/2"-13 x 2"
	G11389	4	Flat Washer, 1/2", SAE
21	GB0458	1	Wear Pad Retainer, L.H. and R.H.
22	GD3501	3	Shim, 4" x 6"
23	GD9960	1	Wear Pad, Nylatron, 4" x 6" (As Required)
24	GD7518	1	Shim, 3/8"
	GD7519	3	Shim, 16 Gauge (.0598")
	G10014	4	Hex Head Cap Screw, 1/2"-13 x 1"
	G10228	4	Lock Washer, 1/2"
	G11389	4	Flat Washer, 1/2" Plated SAE
25	GA13768	1	Safety Pin, 12 3/4"
26	G10016	8	Hex Head Cap Screw, 1/2"-13 x 2"
	G10071	8	Serrated Flange Nut, 1/2"-13
27	GD7251	1	Pin, 1 1/4" x 14"
	G10610	2	Spring Pin, 3/8" x 2"
28	GA4843	1	Roller
29	GD6556	2	Bronze Bushing
30	GA11528	1	Bracket
31	GD16642	2	U-Bolt, 3" x 4" x 1/2"-13
	G10228	4	Lock Washer, 1/2"
	G10102	4	Hex Nut, 1/2"-13
32	GB0292	-	Hitch Clevis, Single (2" Hole)
A	GA14943	-	Wear Pad Retainer Assembly, (Items 20-23)
B	GA4842	-	Roller Assembly, (Items 28 and 29)

(IP1012/A12406)



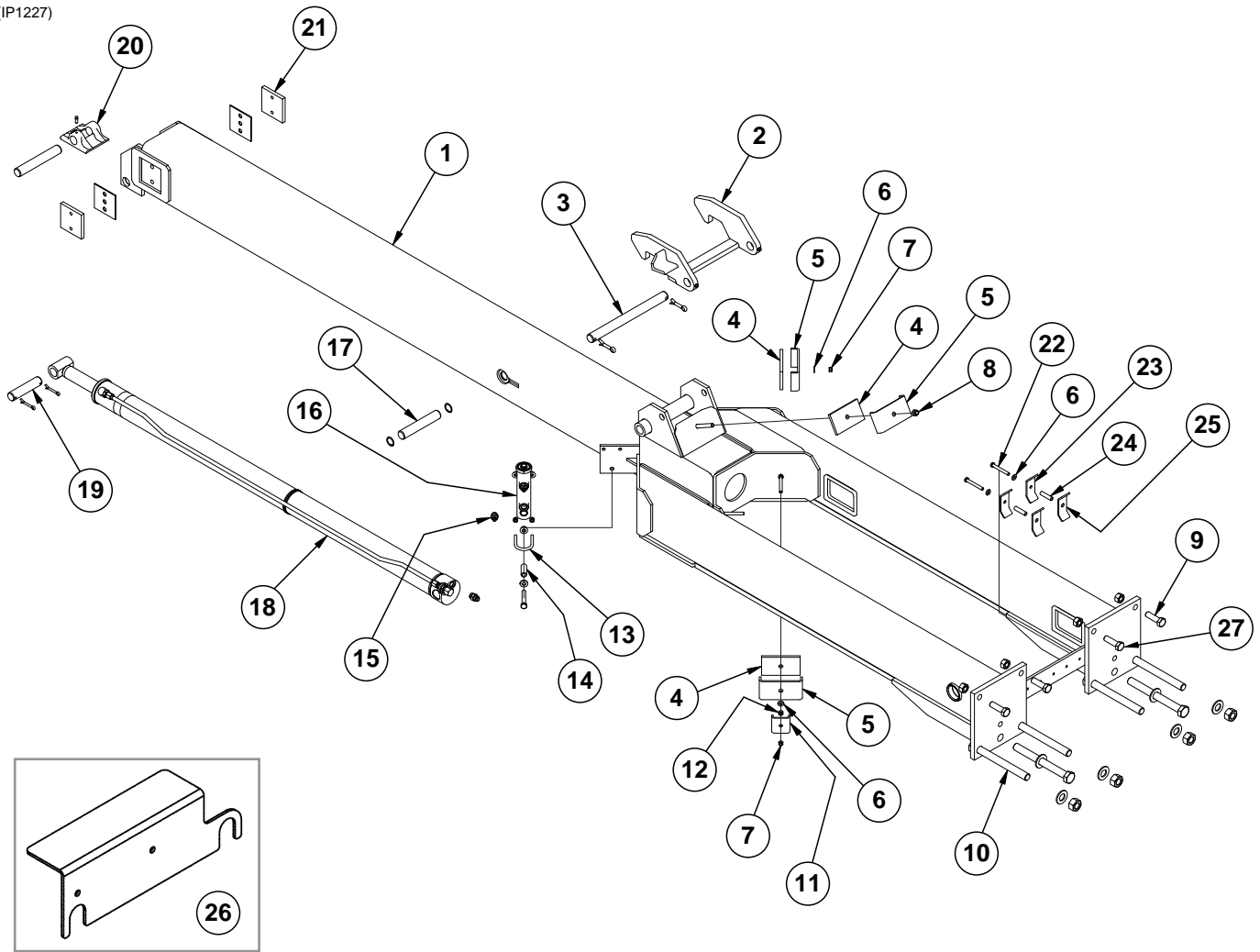
ITEM	PART NO.	QTY.	DESCRIPTION
1	GA13665	1	Hitch Pivot
2	GA13783	1	Pivot Mount
3	G10169	2	Hex Head Cap Screw, 1 1/4"-7 x 6"
	G10157	2	Lock Nut, 1 1/4"-7
4	GA12163	1	Pin, 13 3/8"
	GD15725	1	Washer, 4" O.D. x 2 1/4" I.D. x 1/4"
5	GD17245	1	Washer, 4" O.D. x 1 1/32" I.D. x 3/8"
	G11223	1	Hex Head Cap Screw, 1"-8 x 2"
	G10118	1	Lock Washer, 1"
6	GD15100	1	Pivot Lock
	G11391	1	Flat Washer, 5/8" SAE
	G10005	1	Hex Head Cap Screw, 7/8"-11 x 1 3/4"
7	GD16226	1	Sleeve, 3" O.D. x 1 25/32" x 29/32" Thick
	GD16303	2	Washer, 3" O.D. x 1 25/32" x 1/4" Thick
8	GA13673	1	Pivot Pin
9	GA11079	2	Hammer Strap, Category 3 And 3N
	G10007	2	Hex Head Cap Screw, 5/8"-11 x 1 1/2"
	G10230	2	Lock Washer, 5/8"
10	GA12164	1	Hitch Bar
11	GD19468	1	Tapped Bar

(IP1031)



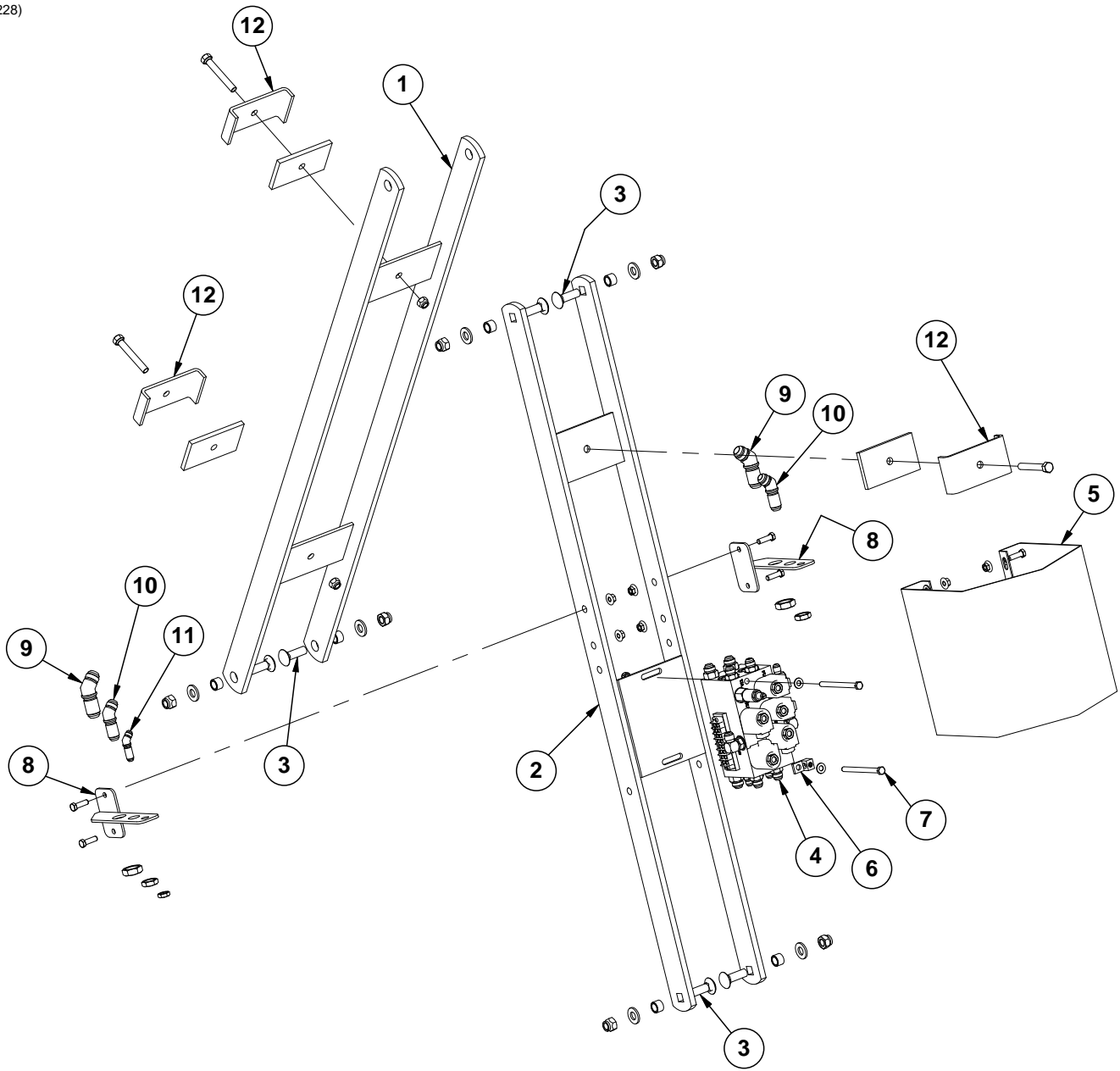
ITEM	PART NO.	QTY.	DESCRIPTION
1	G9567X	1	½" Transport Safety Chain Package, Includes: (1) ½" Safety Chain W/Hook, (1) Hex Head Cap Screw, (1) Lock Nut, (1) Washer, (1) Instruction Sheet

(IP1227)



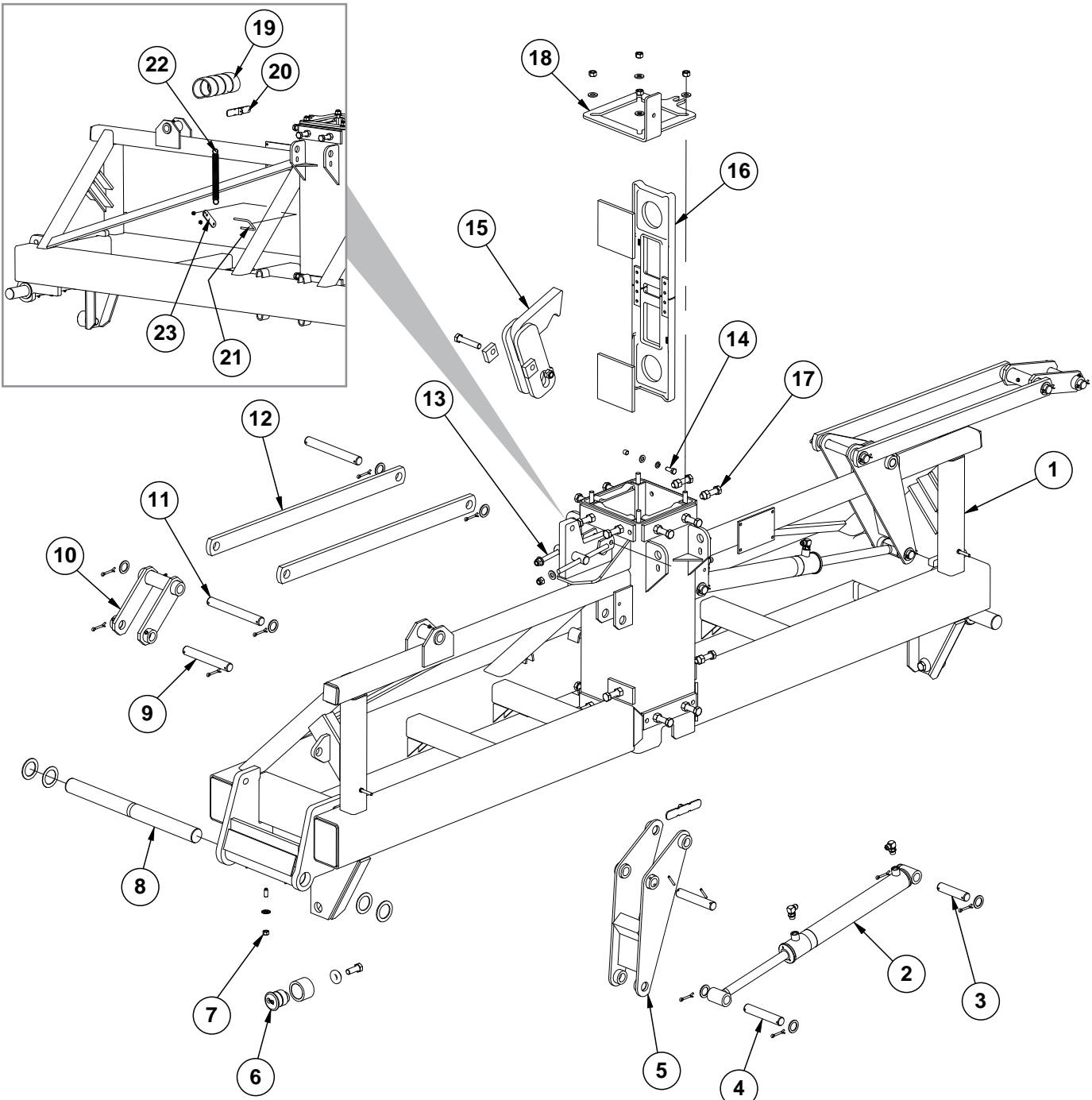
ITEM	PART NO.	QTY.	DESCRIPTION
1	A14309	1	Inner Hitch, 175 $\frac{3}{8}$ ", 12 Row 30" (Shown) (Non-Stock Item)
	A14307	-	Inner Hitch, 205 $\frac{3}{8}$ ", 16 Row 30" (Non-Stock Item)
	A17087	-	Inner Hitch, 205 $\frac{3}{8}$ ", 16 Row 7.5" Twin Row (Non-Stock Item)
2	GA7424	1	Tongue Hook W/Grease Fittings Grease Fitting, $\frac{1}{8}$ " NPT
	G10641	-	Grease Fitting, $\frac{1}{8}$ " NPT
3	GD5804	1	Pin, 1 $\frac{1}{4}$ " x 12", 12 Row
	GD7883	1	Pin, 1 $\frac{1}{4}$ " x 14 $\frac{1}{2}$ ", 16 Row
	G10468	2	Cotter Pin, $\frac{3}{8}$ " x 2"
4	GD8189	3	Rubber Strip, $\frac{3}{8}$ "
5	GD8188	3	Hose Clamp, $\frac{7}{8}$ " x 3" x 5 $\frac{3}{8}$ "
6	G11387	2	Flat Washer, $\frac{3}{8}$ " SAE
7	G10108	2	Lock Nut, $\frac{3}{8}$ "-16
8	G10111	1	Lock Nut, $\frac{1}{2}$ "-13
9	G10437	3	Hex Head Cap Screw, $\frac{3}{4}$ "-8 x 2 $\frac{1}{2}$ ", Grade 8
	GD2169	5	Special Washer, $\frac{25}{32}$ " I.D. x 1 $\frac{1}{4}$ " O.D., Hardened
	G10436	3	Hex Nut, $\frac{3}{4}$ "-10
10	G10808	6-8	Hex Head Cap Screw, 1"-8 x 10", Grade 8
	G11394	8-10	Flat Washer, 1" SAE
	G10647	6-8	Hex Nut, 1"-8, Grade 8
11	GD5875	1	Hose Clamp, $\frac{9}{16}$ " x 2 $\frac{1}{2}$ " x 2"
12	G10101	1	Hex Nut, $\frac{3}{8}$ "-16
13	GD10530	1	U-Bolt, 2 $\frac{1}{8}$ " x 1 $\frac{7}{8}$ " x $\frac{3}{8}$ "-16
	G10101	2	Hex Nut, $\frac{3}{8}$ "-16
	G11091	2	Serrated Flange Nut, $\frac{3}{8}$ "-16
14	GD10538-01	1	Sleeve
	G11389	5	Flat Washer, $\frac{1}{2}$ " SAE
	G10585	1	Hex Head Cap Screw, $\frac{1}{2}$ "-13 x 3 $\frac{1}{4}$ "
	G10071	1	Serrated Flange Nut, $\frac{1}{2}$ "-13
15	G6400-06-08	2	Connector W/O-Ring, $\frac{9}{16}$ "-18 Male JIC To $\frac{3}{4}$ "-16 O-Ring
	GR1037	-	O-Ring
16	GA9205	1	See "Tongue Lock Cylinder" on page P153
17	GD3537-20	1	Shaft, 1 $\frac{1}{4}$ " x 7 $\frac{1}{8}$ "
	G11230	2	Retaining Ring
18	GA13938	1	See "Tongue Cylinder" on page P155
	G6400-08	1	Connector W/O-Ring, $\frac{3}{4}$ "-16 Male JIC To O-Ring
	GR1037	-	O-Ring
19	GD0826	1	Pin, 1 $\frac{1}{4}$ " x 5 $\frac{1}{2}$ "
	G10460	2	Cotter Pin, $\frac{1}{4}$ " x 2"
20	GB0246	1	Hitch Shoe
	GD3537-11	1	Shaft, 1 $\frac{1}{4}$ " x 7", 12 Row 30"
	GD3537-12	1	Shaft, 1 $\frac{1}{4}$ " x 8", 16 Row 30"
	G10131	1	Square Head Set Screw, $\frac{5}{16}$ "-18 x $\frac{3}{4}$ "
21	GD9959	2	Wear Pad, Nylatron, 4" x 4"
	GD5154	4	Shim, 4" x 4"
	G10014	4	Hex Head Cap Screw, $\frac{1}{2}$ "-13 x 1", 12 Row 30"
	G10017		Hex Head Cap Screw, $\frac{1}{2}$ "-13 x 1 $\frac{1}{2}$ ", 16 Row 30"
	G11389		Flat Washer, $\frac{1}{2}$ " SAE, 16 Row 30"
22	G10062	2	Hex Head Cap Screw, $\frac{3}{8}$ "-16 x 3" (Vacuum/Bulk Fill)
	G10048	-	Hex Head Cap Screw, $\frac{3}{8}$ "-16 x 2" (Mechanical/Bulk Fill)
23	GD21746	2	Hose Clamp
24	GD11963-08	2	Tube, $\frac{1}{2}$ " O.D. x 2"
25	GD23020	2	Hose Clamp
26	GD18116	-	Roatation Bracket
27	G11314	1	Serrated Flange Nut, $\frac{3}{4}$ "-10
	G11071	1	Hex Head Cap Screw, $\frac{3}{4}$ "-10 x 2 $\frac{1}{4}$ "

(IP1228)



ITEM	PART NO.	QTY.	DESCRIPTION
1	GA14322	-	Front Hose Take-Up, 41", 12 Row 30"
	GA14515	1	Front Hose Take-Up, 56", 16 Row 30" (Shown)
2	GA14323	-	Rear Hose Take-Up, 41", 12 Row 30"
	GA14514	1	Rear Hose Take-Up, 56", 16 Row 30" (Shown)
3	G10689	6	Carriage Bolt, 5/8"-11 x 2"
	GB0218	6	Bushing, 2 1/32" I.D. x 7/8" O.D. x 1 9/32" Long
	G11391	6	Flat Washer, 5/8" SAE
	G10107	6	Lock Nut, 5/8"-11
4	---	1	See "Valve Block - Located on Hitch" on page P163
5	GD9952	1	Cover
	G10004	8	Hex Head Cap Screw, 3/8"-16 x 1 1/4"
	G11091	8	Serrated Flange Nut, 3/8"-16
6	GA3584	1	Ground Clamp
7	G10172	2	Hex Head Cap Screw, 3/8"-16 x 5"
	G11387	6	Flat Washer, 3/8" SAE
	G10108	2	Lock Nut, 3/8"-16
8	GA14519	2	Hose Take-Up Bulk Head
	G10004	4	Hex Head Cap Screw, 3/8"-16 x 1 1/4"
	G11091	4	Serrated Flange Nut, 3/8"-16
9	G2702-12	2	Bulkhead Elbow, 45°, 1 1/16"-12 Male JIC
	G306-12	2	Lock Nut, 1 1/16"-12
10	G2702-10	2	Bulkhead Elbow, 45°, 7/8"-14 Male JIC
	G306-10	2	Lock Nut, 7/8"-14
11	G2702-06	1	Bulkhead Elbow, 45°, 9/16"-18 Male JIC
	G306-06	1	Lock Nut, 9/16"-18
12	GD8188	3	Hose Clamp, 7/8" x 3" x 5 3/8"
	GD8189	3	Rubber Pad
	G11170	3	Hex Head Tap Bolt, 1/2"-13 x 3 1/2"
	G10111	3	Lock Nut, 1/2"-13

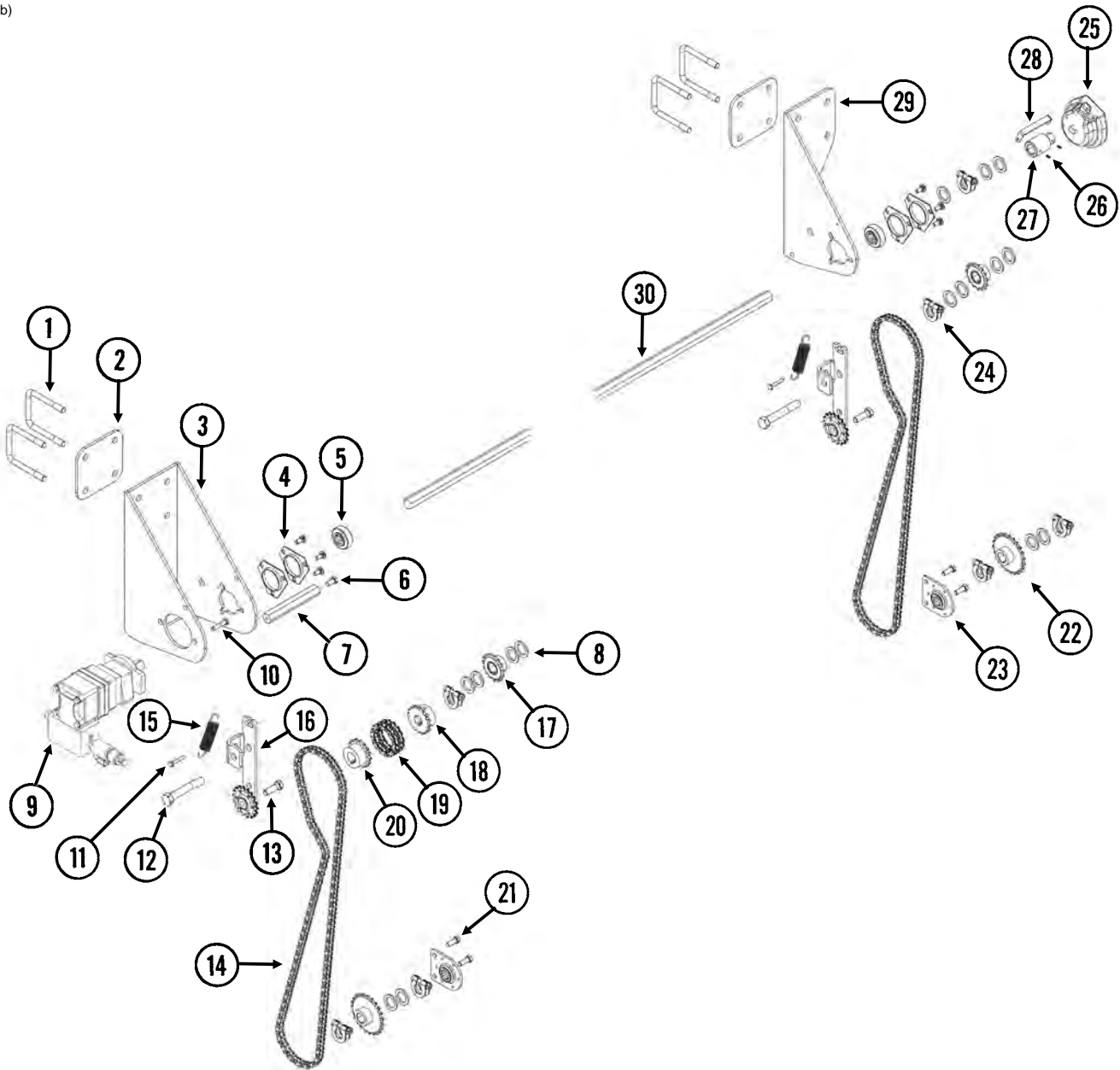
(IP1229)



ITEM	PART NO.	QTY.	DESCRIPTION
1	GA14939	1	Center Frame W/Cam Follower Mounts (Non-Stock Item)
	GA6929	-	Cam Follower Mount, L.H.
	GA6928	-	Cam Follower Mount, R.H.
2	GA8899	2	See "Wing Lock Cylinder" on page P152
	G6801-08	4	Elbow W/O-Ring, 90°, 3/4"-16 Male JIC To O-Ring
3	GD0826	2	Pin, 1 1/4" x 5 1/2"
	G10159	4	Washer, 1 7/8"
	G10460	4	Cotter Pin, 1/4" x 2"

ITEM	PART NO.	QTY.	DESCRIPTION
4	GD9955	2	Pin, 1¼" x 7"
	G10460	4	Cotter Pin, ¼" x 2"
	G10159	4	Washer, 17⁄8"
5	GA7019	2	Toggle Link
	GD9955	2	Pin, 1¼" x 7"
	G10606	4	Spring Pin, ¼"x 2"
6	GA6497	2	Cam Follower W/Grease Fitting
	G10640	-	Grease Fitting, ¼"-28
	GD10532	2	Sleeve
	GB0409	2	Spring Washer
	G10026	2	Hex Head Cap Screw, ¾"-10 x 2"
7	G10102	2	Hex Nut, ½"-13
	G10527	2	Lock Washer, ½" Internal/External
	G10828	2	Hex Socket Set Screw, ½"-13 x 1¼"
8	GD10531	2	Hinge Pin, 2⅛" x 25¾"
	G10336	4	Machine Bushing, 2⅛", 14 Gauge (As Required)
	G10234	4	Machine Bushing, 2⅛", 10 Gauge (As Required)
9	GD9963	2	Pin, 1¼" x 9"
	G10460	4	Cotter Pin, ¼" x 2"
10	GA7018	2	Link
11	GD9964	2	Pin, 1¼" x 10½"
	G10460	4	Cotter Pin, ¼" x 2"
	G10159	4	Washer, 17⁄8"
12	GD9956	4	Wing Link Bar, 39⁄8"
	GD9964	2	Pin, 1¼" x 10½"
	G10460	4	Cotter Pin, ¼" x 2"
	G10159	4	Washer, 17⁄8"
13	GA6943	2	Spring Rod
	GD9870	1	Pin, 1¼" x 6"
	GD9898	1	Pin, 1¼" x 2¹⁵⁄₁₆"
	GD10006	2	Spring
	G11391	2	Flat Washer, ⅝" SAE
	G10107	2	Lock Nut, ⅝"-11
14	G10037	2	Hex Head Cap Screw, ½"-13 x 1¼"
	G10228	2	Lock Washer, ½"
	G11389	2	Flat Washer, ½" SAE
	GD7904-02	2	Sleeve, ½" x ½" Long
15	GA7390	1	Safety Hook
	GD10492	2	Adjustment Block
	G10044	1	Hex Head Cap Screw, ¾"-10 x 4"
	G10112	1	Lock Nut, ¾"-10
16	GA7579	4	Pad Holder W/Bars
	GD25374	8	Wear Pad
17	G10543	16	Hex Head Cap Screw, ¾"-10 x 3", Full Thread
	G10105	-	Hex Nut, ¾"-10
18	GD9968	1	Cap
	G11391	4	Flat Washer, ⅝" SAE
	G10104	4	Hex Nut, ⅝"-11
19	GD19383-02	1	Hose Wrap, 40"
20	GA13934	1	Hose Anchor
21	GD19212	1	U-Bolt, 2½" x ⅜"-16
	G11091	2	Serrated Flange Nut, ⅜"-16
22	GD0829	1	Spring
23	GD20696	1	Hose Anchor

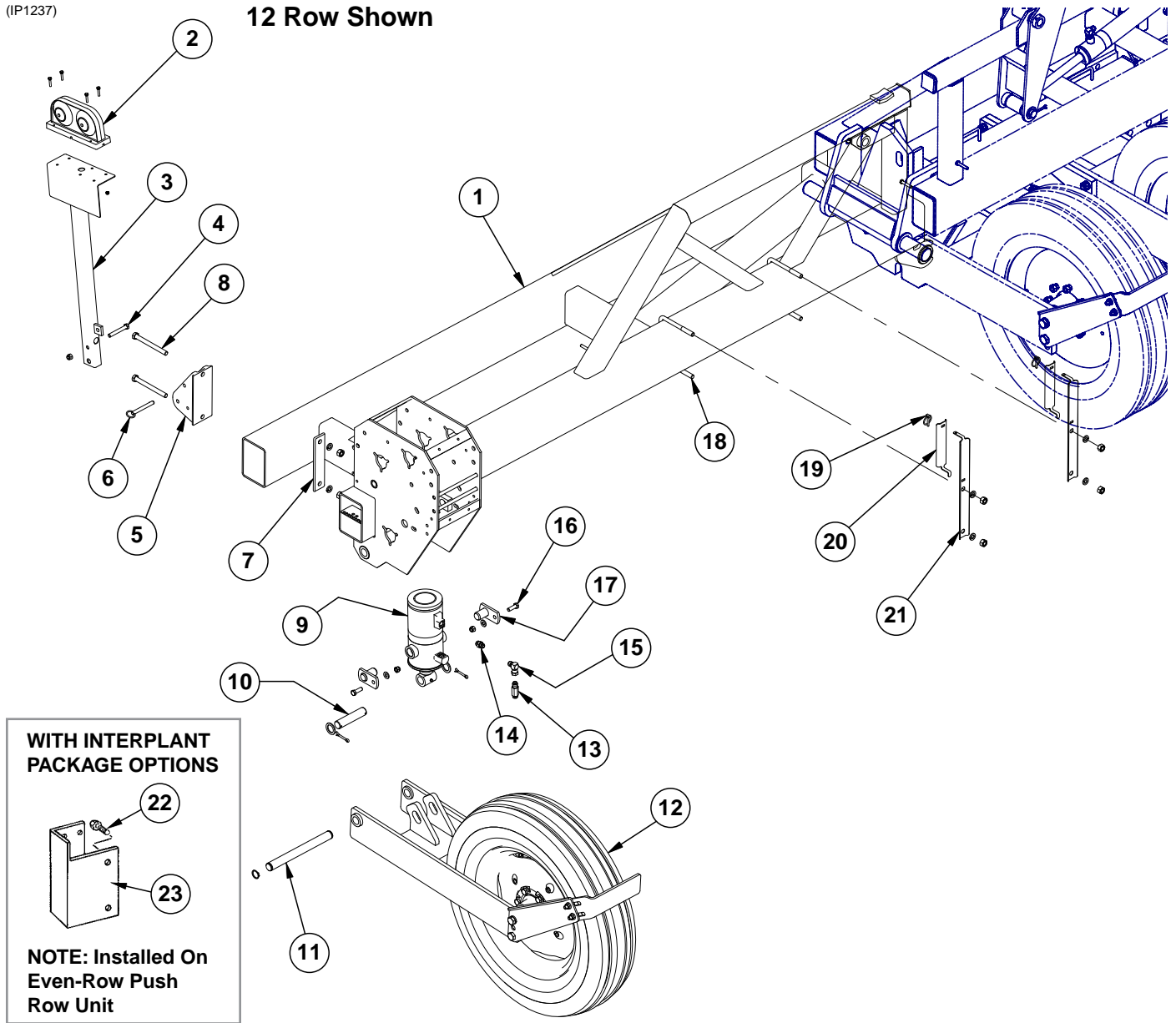
(VI56b)



ITEM	PART NO.	QTY.	DESCRIPTION
1	GD4743	4	U-Bolt, 3" x 3" x 1/2"-13
	G10102	8	Hex Nut, 1/2"-13
2	GD18114	2	Spacer Plate
3	GA12569	1	Motor Bracket
4	G3400-01	4	Flangette
5	G2100-03	2	Bearing, 7/8" Hex Bore, Spherical
6	G10002	2	Hex Head Cap Screw, 3/8"-16 x 3/4"
7	GD18326	1	Hex Spacer
8	G10233	15	Machine Bushing, 1", 10 Gauge
9	---	-	See "Hydraulic Motor Assembly (Mechanical)" on page P167 See "Hydraulic Motor Assembly (Vacuum)" on page P168
10	G10133	2	Hex Head Cap Screw, 5/16"-18 x 1 1/2"
	G10232	2	Lock Washer, 5/16"
	G10106	2	Hex Nut, 5/16"-18
11	G10021	2	Hex Head Cap Screw, 1/4"-20 x 1 1/2"
	G10110	2	Lock Nut, 1/4"-20, Grade B
12	G10036	2	Hex Head Cap Screw, 5/8"-11 x 4"
	G10103	2	Hex Nut, 1/4"-20
13	G10017	2	Hex Head Cap Screw, 1/2"-13 x 1 1/2"
	G10102	2	Hex Nut, 1/2"-13
14	G3310-84	2	Chain, No. 40, 84 Pitch Including Connector Link
	GR0912	-	Connector Link, No. 40
15	GD5857	2	Spring
16	GA9553	2	Idler W/Sprocket And Hardware
	GA7154	2	Sprocket W/Bearing, 19 Tooth
	G10017	2	Hex Head Cap Screw, 1/2"-13 x 1 1/2"
	G10128	2	Machine Bushing, 1/2", 14 Gauge
	G10501	2	Hex Jam Nut, 1/2"-13, Grade 2
	GD13422	2	Idler Arm
17	GA5105	2	Sprocket, 15 Tooth
18	GD16490	2	Coupler, 1" I.D.
19	G3317-16	1	Chain, Double No. 40, 16 Pitches
	GR1790	-	Connector Link, Double No. 40
20	GD16489	1	Coupler, 7/8" Hex
21	G10001	4	Hex Head Cap Screw, 3/8"-16 x 1"
	G10101	4	Hex Nut, 3/8"-16
22	GA5108	2	Sprocket, 23 Tooth (Mechanical)
	GA5114	2	Sprocket, 30 Tooth (Vacuum)
23	GA2180	2	Hanger Bearing, 7/8" Hex Bore
24	GA11331	-	Hex Lock Clamp Assembly
25	GA12565	1	Encoder Module
26	G11242	2	Hex Socket Set Screw, 1/4"-20 x 3/8"
27	GA12661	1	Hex Adapter Encoder
28	GD18115	1	Encoder Bracket
29	GD18014	1	Carrier Bracket
30	GD0914-54.75	1	Hex Shaft, 7/8" x 54 3/4" (No Holes)

(IP1237)

12 Row Shown

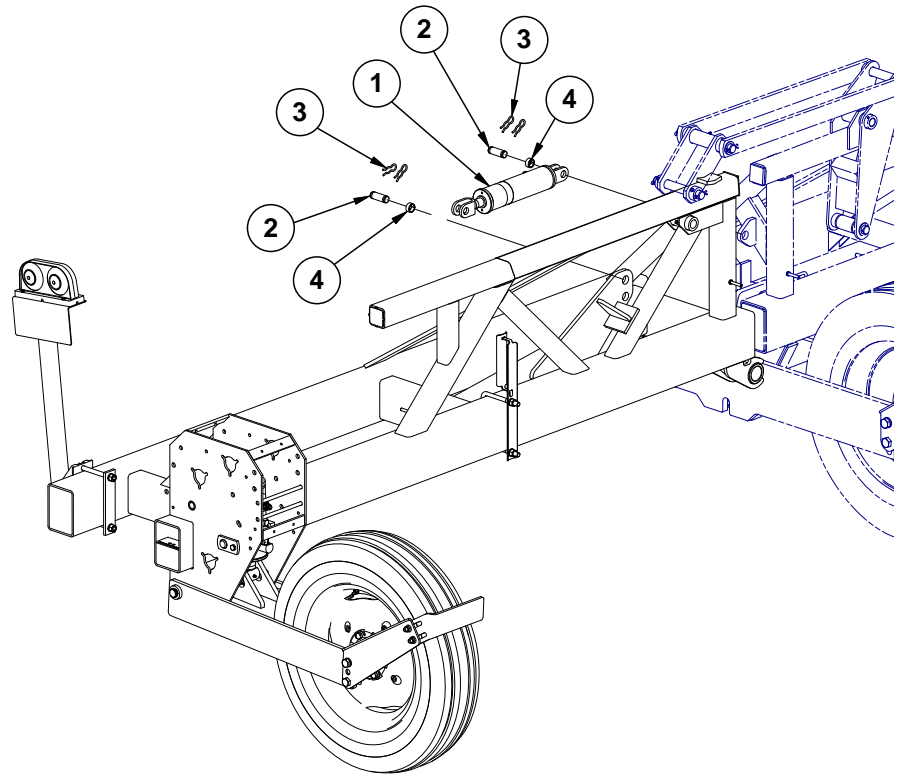


WITH INTERPLANT PACKAGE OPTIONS

NOTE: Installed On Even-Row Push Row Unit

ITEM	PART NO.	QTY.	DESCRIPTION
1	A14935	1	Wing, L.H., 119¼", 12 Row 30" (Non-Stock Item)
	A14936	-	Wing, R.H., 119¼", 12 Row 30" (Non-Stock Item)
	A14938	-	Wing, R.H., 179¼", 16 Row 30" (Two Wheel Towers Per Wing) (Non-Stock Item)
	A14937	-	Wing, L.H., 179¼", 16 Row 30" (Two Wheel Towers Per Wing) (Non-Stock Item)
2	---	-	See "Electrical Components" on page P183
	G11330	4	Hex Head Cap Screw, ¼"-20 x 1¼"
	G10110	4	Lock Nut, ¼"-20, Grade B
3	GA9840	1	Light Bracket
4	G10033	1	Hex Head Cap Screw, ½"-13 x 3½"
	G10111	3	Lock Nut, ½"-13
5	GB0309	1	Light Mount Bracket
6	G10874	1	Detent Pin, ½" x 3½" Grip
7	GD18628	1	Mounting Bracket
8	G10012	2	Hex Head Cap Screw, ⅝"-11 x 6½"
	G10230	2	Lock Washer, ⅝"
	G10104	2	Hex Nut, ⅝"-11
9	---	-	See "Wing Lift Cylinder, 12 Row" on page P147
	---	-	See "Wing Lift Cylinder, 16 Row" on page P148
10	GD5841	1	Pin, 1¼" x 5⅝"
	G10159	2	Machine Bushing, 1¼", 10 Gauge
	G10460	2	Cotter Pin, ¼" x 2
11	---	-	See "Ground Drive Wheel" on page P117
12	---	-	See "Ground Drive Wheel" on page P117
13	G6400-L-08	1	Long Connector W/O-Ring, ¾"-16 Male JIC To O-Ring
	GR1037	-	O-Ring
14	G6400-08	1	Connector W/O-Ring, ¾"-16 Male JIC To O-Ring
	GR1037	-	O-Ring
15	G6500-08	1	Swivel Elbow, 90°, ¾"-16 Male JIC To Female
16	G10017	2	Hex Head Cap Screw, ½"-13 x 1½"
	G11389	2	Flat Washer, ½" SAE
	G10111	2	Lock Nut, ½"-13
17	GA14359	2	Cylinder Pin
18	GD1113	2	U-Bolt, 5" x 7" x ⅝"-11
	G10230	4	Lock Washer, ⅝"
	G10104	4	Hex Nut, ⅝"-11
19	GD2558	2	Lynch Pin, ¼"
20	GD20595	2	Short Hose Holder Mount
21	GD20593	2	Long Hose Holder Mount
22	G10001	2	Hex Head Cap Screw, ⅜"-16 x 1"
	G10229	2	Lock Washer, ⅜"
	G10101	2	Hex Nut, ⅜"-16
23	GD12703	1	Push Row Unit Light Bracket
A	G7698X	-	Push Row Unit Mounted Light Bracket Package (Items 22 And 23 On This Page And 42" Harness Extension, Item 5 On page P183)

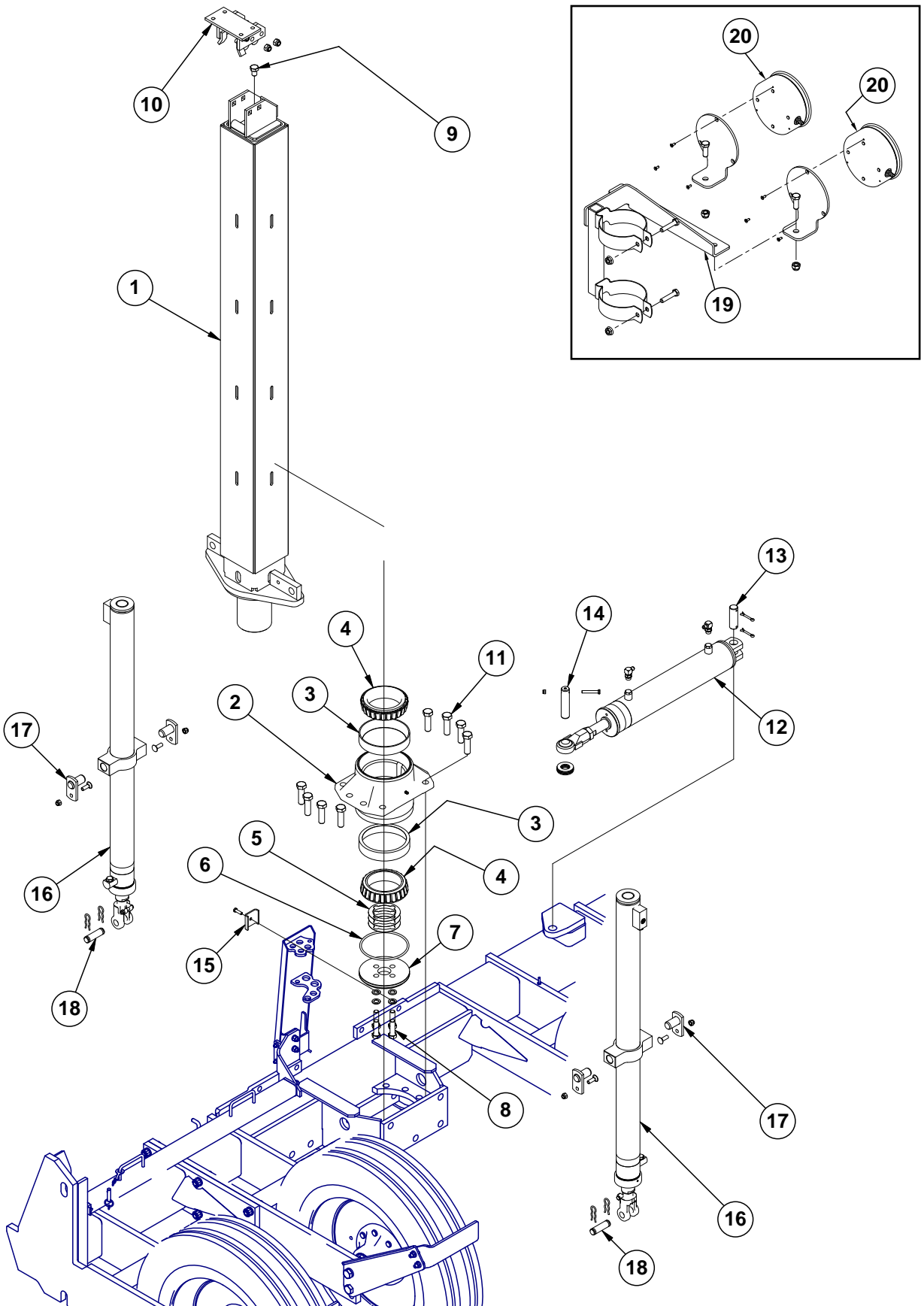
(IP1318)



ITEM	PART NO.	QTY.	DESCRIPTION
1	GA14481	2	See "Wing Down Pressure Cylinder" on page P154
2	GR0367	6	Pin, 1" x 2 7/8"
3	GR0193	12	Hair Pin Clip
4	GD18663	6	Tension Bushing, 1" I.D.

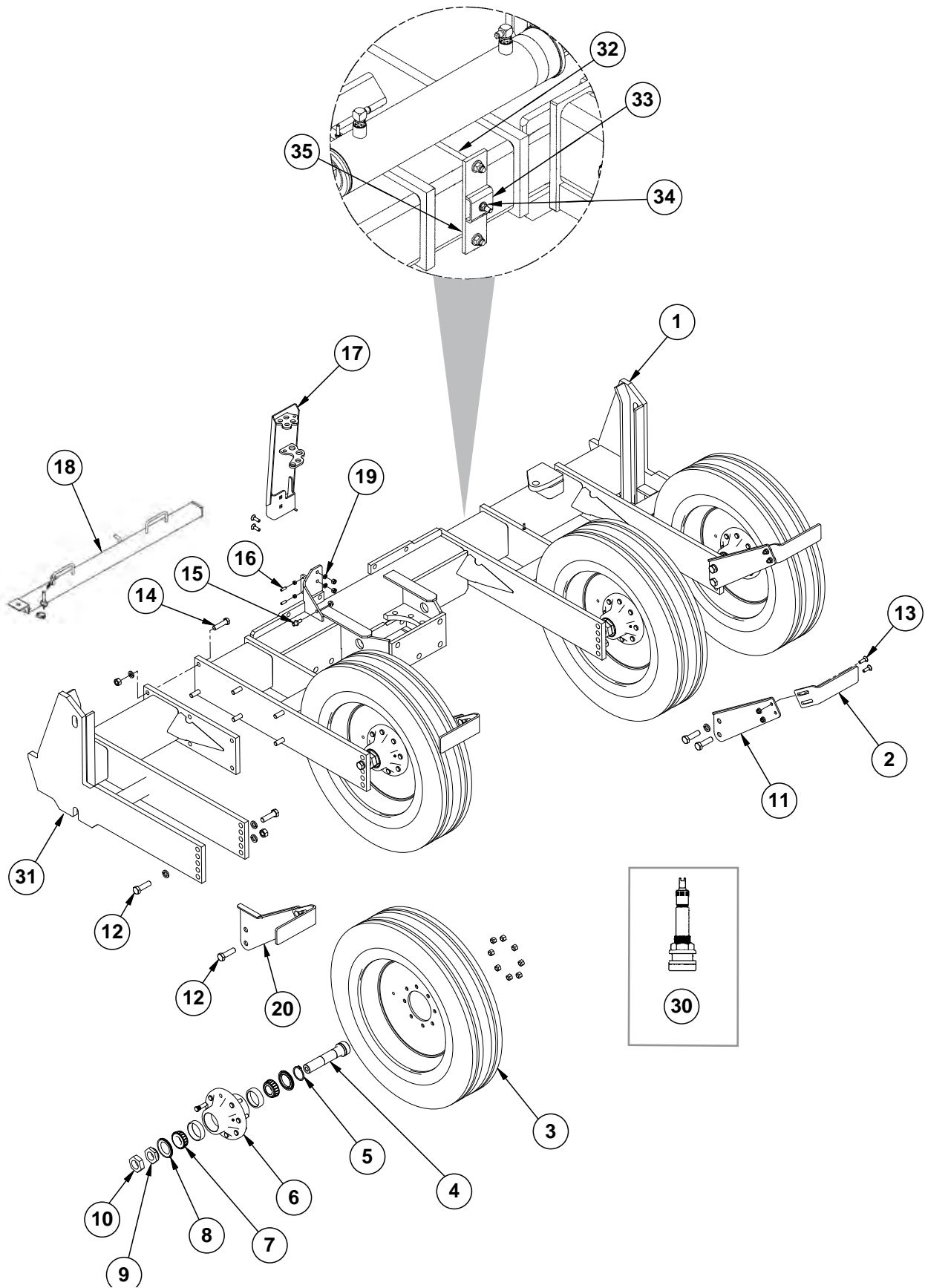
This page left blank intentionally.

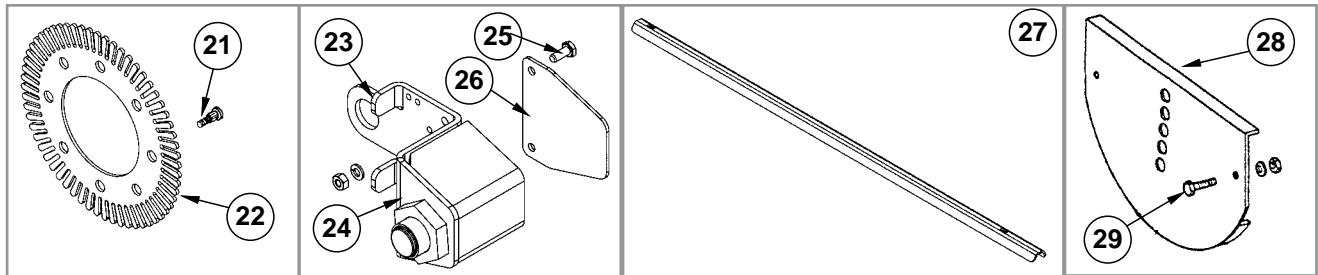
(IP1230/IP1287)



ITEM	PART NO.	QTY.	DESCRIPTION
1	GA7540	1	Center Post
2	GA7067	1	Bearing Housing W/Cups, Less Grease Fitting (Includes Item No. 3)
	G10779	1	Grease Fitting, 90°, ¼"-28
3	GD10011	2	Cup
4	GA7096	2	Cone
5	GD10013	1	Shim, .020" Thick (As Required)
	GD10014	1	Shim, .007" Thick (As Required)
	GD10012	1	Shim, .005" Thick (As Required)
6	GD9130	1	O-Ring
7	GD9636	1	Bearing Cap
8	G10027	4	Hex Head Cap Screw, ¾"-10 x 2½"
	GD2169	4	Special Washer, 25/32" I.D. x 1¼" O.D., Hardened
9	G10716	1	Hex Head Cap Screw, ¾"-10 x 1"
10	G10011	1	Hex Head Cap Screw, 5/8"-11 x 5½"
	G10107	1	Lock Nut, 5/8"-11
	GD10446	1	Sleeve, 3 ¹³ / ₁₆ "
	GD10447	1	Sleeve, 3 ⁵ / ₈ "
	GA6964	1	Hook Strap
	G10689	4	Carriage Bolt, 5/8"-11 x 2"
	G10107	4	Lock Nut, 5/8"-11
11	G10329	8	Hex Head Cap Screw, 7/8"-9 x 3½", Grade 8
	GD10063	16	Hardened Washer, 7/8"
	G11053	8	Hex Nut, 7/8"-9, Grade 8
12	GA8904	1	See "Rotation Cylinder" on page P146
	G6801-06-08	2	Elbow W/O-Ring, 90°, 9/16"-18 Male JIC To ¾"-16 O-Ring
	GR1037	1	O-Ring
13	GD10064	1	Pin, 1¼" x 5¼"
	G10460	2	Cotter Pin, ¼" x 2"
14	GD10092	1	Pin, 1¼" x 5¼"
	G10108	1	Lock Nut, 3/8"-16
	G10049	1	Hex Head Cap Screw, 3/8"-16 x 2½"
	G11396	4	Flat Washer, 1¼"
15	GD5875	1	Hose Clamp, 9/16" x 2½" x 2"
	G10004	1	Hex Head Cap Screw, 3/8"-16 x 1¼"
16	GA14282	2	See "Center Lift Cylinder" on page P149
17	GA5121	4	Pin, 2½"
	G10111	4	Lock Nut, ½"-13
	G10636	4	Carriage Bolt, ½"-13 x 1½"
18	GR0375	2	Pin, 1" x 3½"
	GR0193	4	Hair Pin Clip
19	GA14600	1	Pressure Gauge Mount
	G10060	2	Hex Head Cap Screw, 5/16"-18 x 2½"
	G10620	2	Serrated Flange Nut, 5/16"-18
20	---	-	See "Vacuum System" on page P59 See "Bulk Fill Fan System" on page P73

(IP1231)





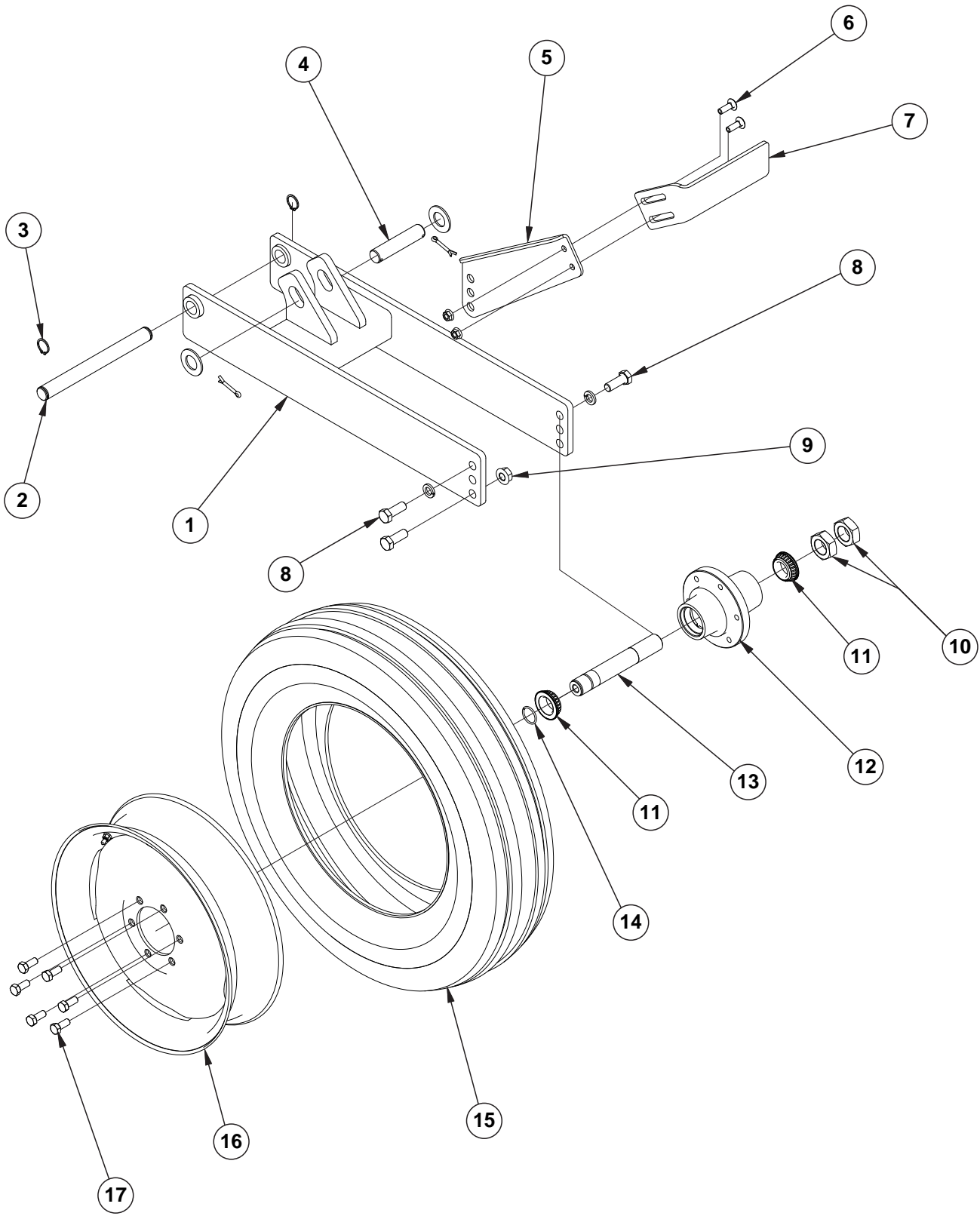
ITEM	PART NO.	QTY.	DESCRIPTION
1	GA14981 GA17903	1 -	Axle, 12 Row and 16 Row Axle, 16 Row Twin Row
2	GD20458	2	R.H. Slotted Scraper
3	GD13409 GA14516	- -	Tire, 255-70R 22.5" W/O Center Rib, Tubeless (Specify Brand*) Rim, 5.5" x 22.5", All Sizes
4	GD11245	4	Spindle Shaft
5	G10913	4	External Retaining Ring, 2½"
6	GA4729 GR0528 GD7079 G10640 GR1912	4 8 2 1 8	Hub W/Cups, Bolts, Nuts And Grease Fitting, 8 Bolt, 1¾" Bore Stud, ⅝"-18 x 2¼", Grade 8 Cup Grease Fitting, ¼"-28 Lug Nut, ⅝"-18, Grade 5
7	GA4723	8	Bearing
8	GA4722	8	Seal
9	GD7089	4	Special Nut, 1¾"-12 UNF
10	GD7864	4	Special Hex Nut, 1¾"-12 UNF
11	GD20457	2	R.H. Long Scraper Arm
12	G10441 G10330 G10955	12 12 4	Hex Head Cap Screw, ⅞"-9 x 3", Grade 8 Lock Washer, ⅞" Hex Nut, ⅞"-9
13	G10636 G10071	8 8	Carriage Bolt, ½"-13 x 1½" Serrated Flange Nut, ½"-13
14	G10028 G11392 G10105	6 6 6	Hex Head Cap Screw, ¾"-10 x 3" Flat Washer, ¾" SAE Hex Nut, ¾"-10
15	GD19655 G10071	1 1	Pin Serrated Flange Nut, ½"-13
16	G10806 G10101	2 2	Hex Set Screw, ⅜"-16 x 1¼" Hex Nut, ⅜"-16
17	GA20960	1	Bulkhead Mount
18	GA7098 GA7022 GD2558	1 1 1	Manual Safety Lockup W/Detent Pin Detent Pin W/Chain Lynch Pin, ¼"
19	G10636 G10228 G10102	2 2 2	Carriage Bolt, ½"-13 x 1½" Lock Washer, ½" Hex Nut, ½"-13
20	GA18105 GD25523	2 1	L.H. Long Scraper Arm L.H. Slotted Scraper
21	GD18676	4	Lug Bolt, ⅝"-18 x 2¾" (If Applicable)
22	GD18643	1	Jump Start Wheel (If Applicable)
23	GA13227	1	Sensor Bracket (If Applicable)
24	GA13204	1	Hall Effect Sensor (If Applicable)

Continued on the next page.

ITEM	PART NO.	QTY.	DESCRIPTION
25	G10020	2	Hex Head Cap Screw, ¼"-20 x ⅝" (If Applicable)
	G10227	2	Lock Washer, ¼" (If Applicable)
	G10103	2	Hex Nut, ¼"-20 (If Applicable)
26	GD18646	1	Sensor Bracket Cover (If Applicable)
27	GD18645	1	Cable Gaurd (If Applicable)
28	GA5716	-	Rock Guard (Optional)
29	G10037	-	Hex Head Cap Screw, ½"-13 x 1¼"
	G10228	-	Lock Washer, ½"
	G10102	-	Hex Nut, ½"-13
30	GA7434	-	Valve Stem
31	GA15453	1	Stub Axle
32	GD7145	1	U-Bolt, 7" x 7" x ½"-13 (Twin-Row Only)
	G10111	2	Lock Nut, ½"-13 (Twin-Row Only)
	G11389	2	Flat Washer, ½" Plated SAE (Twin-Row Only)
33	GD5875	1	Hose Clamp, ⅞" x 2½" x 2" (Twin-Row Only)
34	G10108	1	Lock Nut, ⅜"-16 (Twin-Row Only)
	G11387	1	Flat Washer, ⅜" SAE (Twin-Row Only)
35	GA17413	1	Mounting Bracket (Twin-Row Only)
A	GA14517	-	Tire And Rim Assembly (Items 3 and 30) (Specify Brand*)
B	GA13214	-	Sensor Bracket Assembly (Items 23 - 26) (If Applicable)
C	GA4727	-	Spindle W/Retaining Ring, 1¾" (Items 4 and 5)

***Specific brand requests will be supplied only as available from current Kinze Repair Parts stock. If a specific brand requested is not in stock, the brand available will be supplied.**

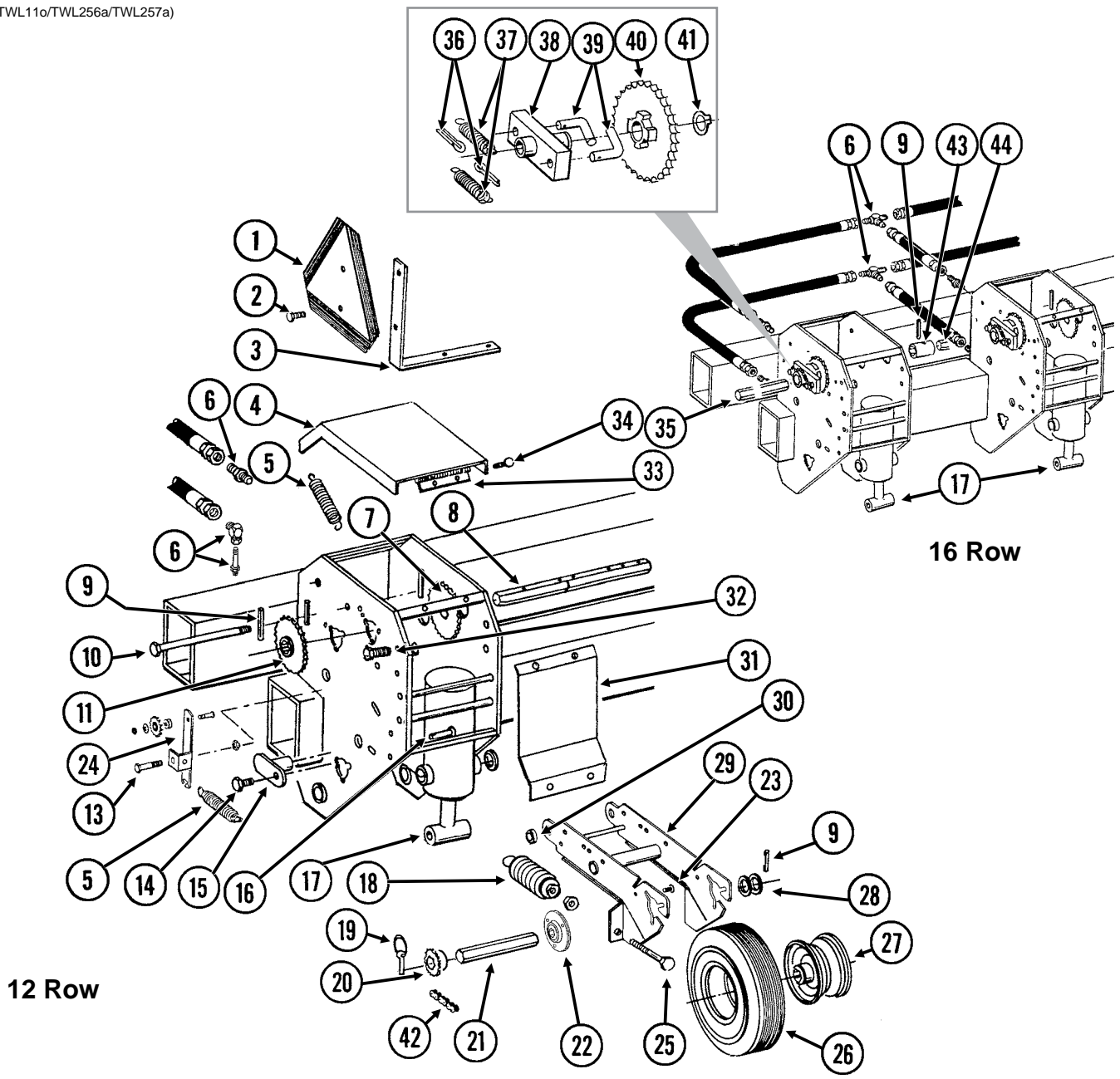
This page left blank intentionally.

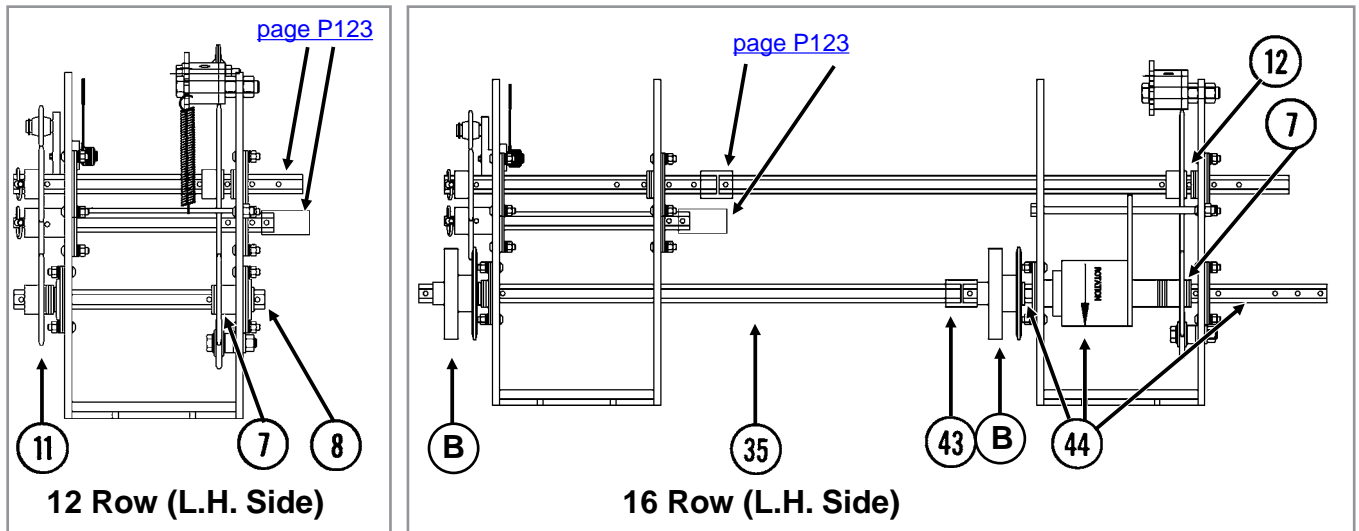


ITEM	PART NO.	QTY. (Per Assy.)	DESCRIPTION
1	GA14349	1	Wheel Module
2	GD20461	1	Pin, 1¼" x 13"
3	G11400	2	Retaining Ring, 1¼"
4	GD5841	1	Pin, 1¼" x 5⅝"
	G11396	2	Flat Washer, 1¼" SAE
	G10460	2	Cotter Pin, ¼" x 2"
5	GD20456	1	Short Scraper Arm
6	G10636	2	Carriage Bolt, ½"-13 x 1½"
	G10071	2	Serrated Flange Nut, ½"-13
7	GD20458	1	Slotted Scraper
8	G10026	3	Hex Head Cap Screw, ¾"-10 x 2"
	G10231	2	Lock Washer, ¾"
9	G11314	1	Serrated Flange Nut, ¾"-10
10	G11081	2	Hex Jam Nut, 1½"-12, Grade 2
11	GA0895	2	Bearing
12	GA2148	1	Hub W/Cups, 6 Bolt
	GR0434	2	Cup
13	GA4376	1	Spindle W/Round External Retaining Ring, 10"
14	GD11490	1	Round External Retaining Ring
15	GD13401	1	Tire, 7.50" x 20", 8 Ply, Tubeless W/O Center Rib (Specify Brand*)
	GA7434	1	Valve Stem
16	GA14413	1	Rim, 5.5" x 20"
17	GR0270	6	Lug Bolt, ⅝"-18
A	GA14412	-	Tire And Rim Assembly (Specify Brand*) (Items 15 and 16)
B	GA4377	-	Hub And Spindle Assembly (Items 10-13)

***Specific brand requests will be supplied only as available from current Kinze Repair Parts stock. If a specific brand requested is not in stock, the brand available will be supplied.**

(TWL110/TWL256a/TWL257a)





ITEM	PART NO.	QTY. (Per Assy.)	DESCRIPTION
1	GD2199	1	SMV Sign
2	G10064	2	Hex Head Cap Screw, 1/4"-20 x 1"
	G10621	2	Serrated Flange Nut, 1/4"-20
3	GD9969	1	Bracket
4	GD10298	1	Cover
5	GD5857	2	Spring
6	---	-	See "Hydraulic Hoses and Fittings on Planter Frame, 12 Row" on page P175 See "Hydraulic Hoses and Fittings on Planter Frame, 16 Row" on page P177
7	---	-	See "Inner Module Drive" on page P125
8	GD10543	1	Hex Shaft, 7/8" x 13", See "Point Row Clutch" on page P127 (For 12 Row Machines Equipped With Point Row Clutches)
9	G10602	4	Spring Pin, 1/4" x 1 1/2"
10	G10595	-	Hex Head Cap Screw, 3/8"-16 x 10" (Used To Secure Point Row Clutch)
	G10108	-	Lock Nut, 3/8"-16
11	GA5114	1	Sprocket, 30 Tooth
12	G10233	2	Machine Bushing, 1", 10 Gauge
	G10345	2	Machine Bushing, 1", 14 Gauge
13	G10036	1	Hex Head Cap Screw, 5/8"-11 x 4"
	G10104	1	Hex Nut, 5/8"-11
	G10107	1	Lock Nut, 5/8"-11
14	G10017	2	Hex Head Cap Screw, 1/2"-13 x 1 1/2"
	G11389	2	Flat Washer, 1/2" SAE
	G10111	2	Serrated Flange Nut, 1/2"-13
15	GA5121	2	Pin, 2 1/8"
16	G10870	1	Clevis Pin, 3/8" x 1"
	G10860	1	Retaining Ring, 3/8"
17	---	-	See "Wing Lift Cylinder, 12 Row" on page P147 See "Wing Lift Cylinder, 16 Row" on page P148
18	GA2068	2	Spring W/Plug
19	GD2558	1	Lynch Pin, 1/4"
20	GA12192	1	Sprocket, 22 Tooth
	GA5113	1	Sprocket, 28 Tooth
	GA5114	1	Sprocket, 30 Tooth
	GA12191	-	Sprocket, 44 Tooth

Continued on the next page.

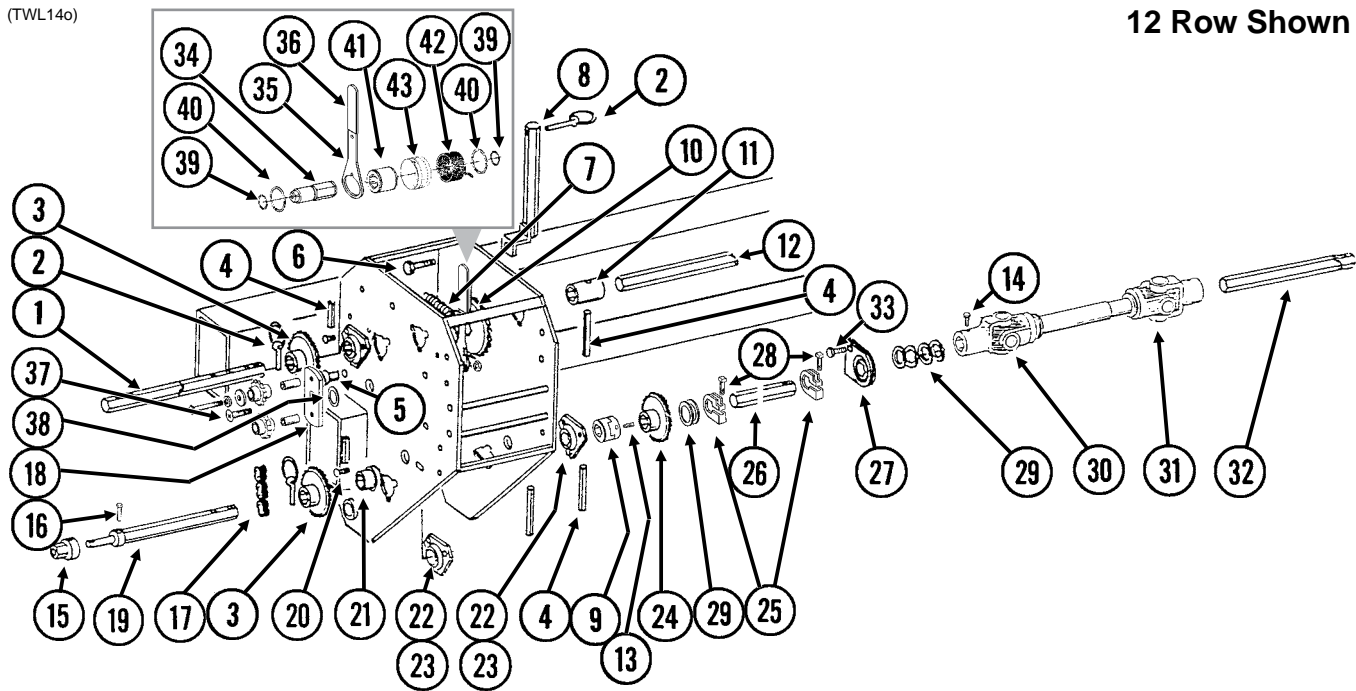
ITEM	PART NO.	QTY. (Per Assy.)	DESCRIPTION
21	GD6775	1	Hex Shaft, 7/8" x 11 3/4" (2 Holes)
22	GA9846	-	Flanged Bearing, 7/8" Hex Bore
23	G10303	6	Carriage Bolt, 5/16"-18 x 1"
	G10232	6	Lock Washer, 5/16"
	G10106	6	Hex Nut, 5/16"-18
24	GA9553	1	Idler W/Sprocket And Hardware, L.H. Side Of Planter
	GA9554	-	Idler W/Sprocket And Hardware, R.H. Side Of Planter
	GA7154	-	Sprocket W/Bearing, 18 Tooth
	G10017	-	Hex Head Cap Screw, 1/2"-13 x 1 1/2"
	G10128	-	Machine Bushing, 1/2", 14 Gauge
	G10501	-	Hex Jam Nut, 1/2"-13, Grade 2
25	G10890	2	Hex Head Adjusting Bolt, 1/2"-13 x 4", Grade 2
	G10501	2	Hex Jam Nut, 1/2"-13, Grade 2
26	GD4700	1	Tire, 4.80" x 8", 4 Ply, Rib Implement (Specify Brand*)
27	GA3553	1	Rim, 3.75" x 8"
	GD4701	-	Valve Stem
28	G10233	-	Machine Bushing, 1", 10 Gauge
29	GA7372	1	Wheel Arm
30	GB0218	2	Bushing, 2 1/32" I.D. x 7/8" O.D. x 1 9/32" Long
31	GD6895	1	Shield
32	G10004	2	Hex Head Cap Screw, 5/8"-11 x 1 1/4"
	G10235	6	Machine Bushing, 7/8", 14 Gauge
	G11391	2	Flat Washer, 5/8" SAE
	GB0218	2	Bushing, 2 1/32" I.D. x 7/8" O.D. x 1 9/32" Long
	G10107	2	Lock Nut, 5/8"-11
33	GA13790	1	Slip Joint Hinge Assembly
34	G10064	6	Hex Head Cap Screw, 1/4"-20 x 1"
	G10621	6	Serrated Flange Nut, 1/4"-20
35	GD10099	-	Hex Shaft, 7/8" x 29 5/8"
36	G10453	2	Cotter Pin, 3/16" x 1"
37	GD1256	2	Spring
38	GA0378	1	Block And Hub Assembly
39	GD1255	2	L-Pin
40	GA5165	1	Sprocket, 30 Tooth
41	G10430	1	External Retaining Ring, 1 1/4"
42	G3310-114	1	Chain, No. 40, 114 Pitch Including Connector Link (Used With 22 Tooth Sprocket)
	G3310-118	-	Chain, No. 40, 118 Pitch Including Connector Link (Used With 28 and 30 Tooth Sprocket)
	G3310-126	-	Chain, No. 40, 126 Pitch Including Connector Link (Used With 44 Tooth Sprocket)
	GR0912	-	Connector Link, No. 40
43	GD5212	1	Coupler, 1 3/4", 16 Row 30" Only
44	---	-	See "Point Row Clutch" on page P127
A	GA3552	-	Tire And Rim Assembly (Items 26 And 27) (Specify Brand*)
B	GA5164	-	Ratchet/Sprocket Assembly, L.H. Side Of Planter (Items 36-41)
	GA9843	-	Ratchet/Sprocket Assembly, R.H. Side Of Planter (Items 36-41)
C	G1K324	-	Contact Wheel Arm Replacement Kit (Items 9, 21-23, 25, 28 And 29)

* Specific brand requests will be supplied only as available from current Kinze Repair Parts stock. If a specific brand requested is not in stock, the brand available will be supplied. Different brand tires may have different diameters. Change in tire brand may affect rates. Field checks are recommended after any change in contact tires.

This page left blank intentionally.

(TWL14a)

12 Row Shown

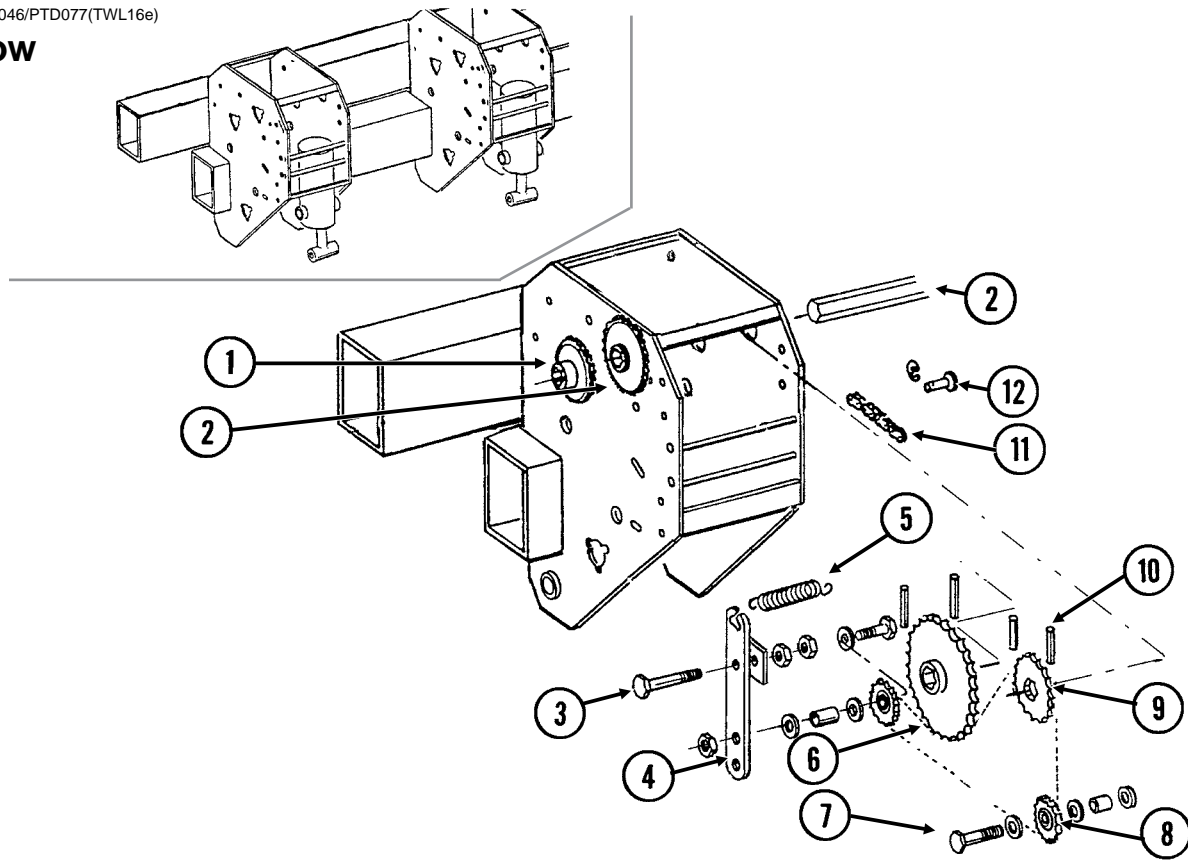


ITEM	PART NO.	QTY. (Per Side)	DESCRIPTION
1	GD6780	1	Shaft, 7/8" x 15"
2	GD2558	3	Lynch Pin, 1/4"
3	GA5105	1	Sprocket, 15 Tooth
	GA5106	1	Sprocket, 17 Tooth
	GA5107	2	Sprocket, 19 Tooth
	GA5108	2	Sprocket, 23 Tooth
	GA5109	1	Sprocket, 24 Tooth
	GA5110	1	Sprocket, 25 Tooth
	GA5111	1	Sprocket, 26 Tooth
	GA5112	1	Sprocket, 27 Tooth
	GA5113	1	Sprocket, 28 Tooth
	GA5114	1	Sprocket, 30 Tooth
4	G10602	-	Spring Pin, 1/4" x 1 1/2"
5	G10870	1	Clevis Pin, 3/8" x 1"
	G10860	1	Retaining Ring, 3/8"
6	G10583	1	Hex Head Cap Screw, 1/2"-13 x 2 3/4"
	GD4887-14	1	Sleeve, 1" O.D. x 9/16" I.D. x 7/8"
	G10527	2	Lock Washer, 1/2", Internal/External
	G10111	1	Lock Nut, 1/2"-13
7	GD5857	1	Spring
8	GA10832	1	Sprocket Storage Rod
9	GB0287	2	Coupler
10	---	-	See "Inner Module Drive" on page P125
11	GD5212	1	Coupler, 1 3/4", 16 Row 30" Only
12	GD10100	1	Hex Shaft, 7/8" x 31 3/8", 16 Row 30" Only
13	G10131	4	Square Head Set Screw, 5/16"-18 x 3/4"
14	G10688	-	Square Head Set Screw, 3/8"-16 x 5/8"
15	GD7127	1	Shear Coupler
16	G10821	-	Clevis Pin, 3/16" x 2"
	G10455	-	Cotter Pin, 1/16" x 1/2"
17	G3310-80	1	Chain, No. 40, 80 Pitch Including Connector Link
	GR0912	-	Connector Link, No. 40

ITEM	PART NO.	QTY. (Per Side)	DESCRIPTION
18	GA7336	1	Idler W/Bolt-On Sprockets
	GD7426	-	Sprocket, 12 Tooth
	G10047	-	Hex Head Cap Screw, 3/8"-16 x 1 3/4"
	GD1026	-	Sleeve, 1 3/16" Long
	G11387	-	Flat Washer, 3/8" SAE
	G10229	-	Lock Washer, 3/8"
19	GD7612	1	Shaft, 7/8" x 13 1/2"
20	G10303	-	Carriage Bolt, 5/16"-18 x 1"
	G10620	-	Hex Nut, 5/16"-18
21	GA5548	1	Special Bearing
22	G3400-01	-	Flangette
23	G2100-03	-	Bearing, 7/8" Hex Bore, Spherical
24	GA8092	1	Clutch Sprocket Assembly, 19 tooth (See "Interplant Push Row Unit Drive" on page P51)
25	GD11045	-	Lock Clamp
26	GD0914-106.5	2	Hex Shaft, 7/8" x 106 1/2" (No Holes), Wing, 12 Row 30"
	GD0914-166.50	-	Hex Shaft, 7/8" x 166 1/2" (No Holes), Wing, 16 Row 30"
27	GA2180	-	Hanger Bearing, 7/8" Hex Bore
28	G10130	-	Square Head Machine Bolt, 5/16"-18 x 1 3/4"
	G10923	-	Flange Nut, 5/16"-18, No Serration
29	G10233	-	Machine Bushing, 1", 10 Gauge
30	GA7052	-	U-Joint W/Grease Fitting, Female, 10 1/4" Long, 12 Row 30" And 16 Row 30"
	GR1557	-	Grease Fitting, 45°, Metric
	GR1298	-	Inboard Yoke And Outer Profile (18 1/4" U-Joint)
	GR1297	-	Inboard Yoke And Outer Profile (10 1/4" U-Joint)
	GR1294	-	Cross And Bearing Kit
	GR1293	-	Yoke, 7/8" Hex
31	GA7051	-	U-Joint W/Grease Fitting, Male, 12 1/4" Long
	GR1557	-	Grease Fitting, 45°, Metric
	GR1296	-	Inner Profile
	GR1295	-	Inboard Yoke
	GR1301	-	Spring Pin, 8 mm x 50 mm
	GR1294	-	Cross And Bearing Kit
	GR1293	-	Yoke, 7/8" Hex
32	GD0914-45	1	Hex Shaft, 7/8" x 45" (No Holes), R.H. Main Frame, 12 Row 30" and 16 Row 30"
	GD0914-35	-	Hex Shaft, 7/8" x 35" (No Holes), L.H. Main Frame, 12 Row 30" and 16 Row 30"
	GD0914-38	-	Hex Shaft, 7/8" x 38" (No Holes), L.H. Main Frame, 12 Row 30" and 16 Row 30"
33	G10004	2	Hex Head Cap Screw, 3/8"-16 x 1 1/4"
	G10229	2	Lock Washer, 3/8"
	G10101	-	Hex Nut, 3/8"-16
34	GD14426	1	Tightener Shaft, 3 3/8"
35	GD14431	1	Handle
36	G11078	1	Vinyl Cap
37	G11100	1	Hex Socket Button Head Cap Screw, 1/4"-20 x 1/2", Grade 8
	G11453	1	Fender Washer, 1/4"
38	G10235	1	Machine Bushing, 7/8", 14 Gauge
39	G10496	2	External Inverted Snap Ring, 1 1/2"
40	G11075	2	External Inverted Snap Ring, 7/8"
41	GD14432	1	Sleeve, 1 1/4"
42	GD14414	1	Torsion Spring, R.H. (Used In L.H. Wrap Spring Wrench)(Shown)
	GD14413	-	Torsion Spring, L.H. (Used In R.H. Wrap Spring Wrench)
43	GD19344	-	Release Collar, Gray, L.H. (Shown)
	GD19343	1	Release Collar, Blue, R.H.
A	G1K269	-	Lock Clamp Kit (Items 25 And 28)
B	G1K381	-	Wrap Spring Wrench Replacement Kit, Gray Collar, L.H. (Items 34-43) (Shown)
	G1K380	-	Wrap Spring Wrench Replacement Kit, Blue Collar, R.H. (Items 34-43)

PTD058/PFA046/PTD077(TWL16e)

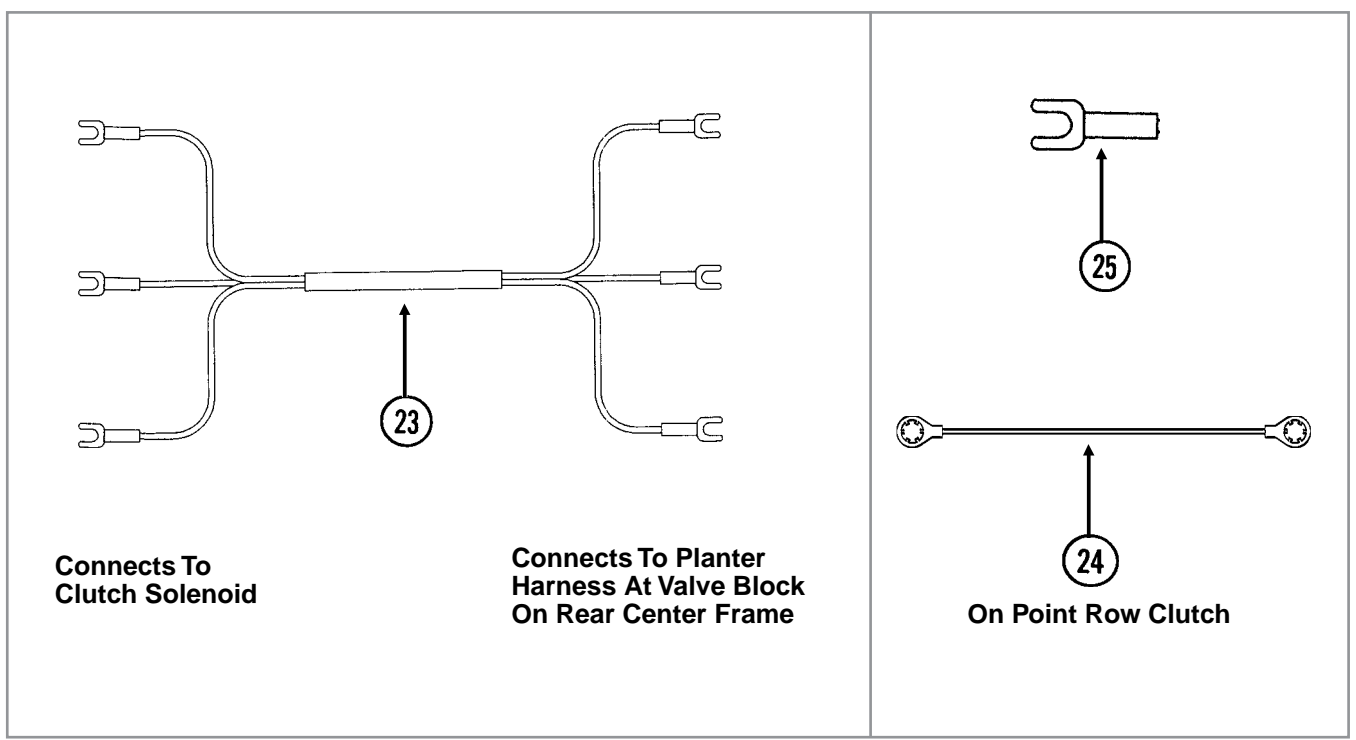
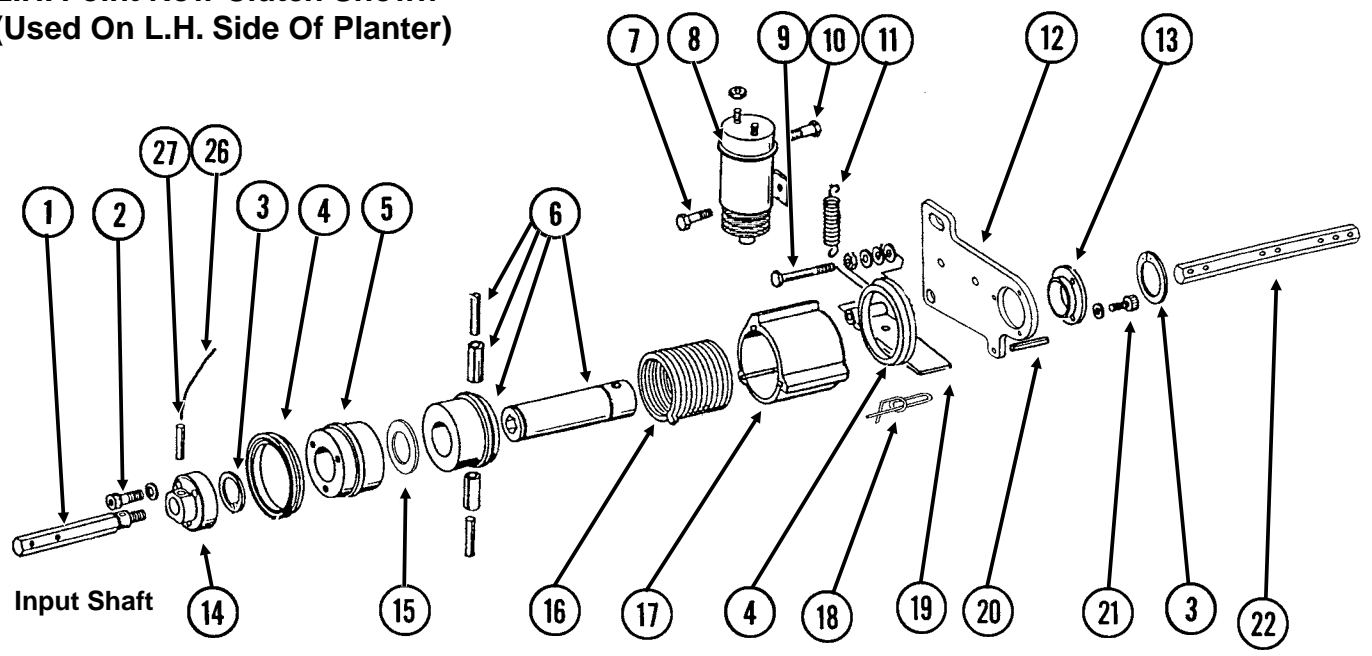
16 Row



ITEM	PART NO.	QTY. (Per Module)	DESCRIPTION
1	---	-	See "Seed Rate Transmission and Row Unit Drill Shafts" on page P123
2	---	-	See "Contact Wheel and Drive Shaft(s)" on page P119
3	G10743	1	Hex Head Cap Screw, 5/8"-11 x 3 3/4"
	G10918	3	Machine Bushing, 5/8", 14 Gauge (As Required)
	G10503	1	Hex Jam Nut, 5/8"-11, Grade 2
	G10107	1	Lock Nut, 5/8"-11
4	GA9558	1	Idler W/Sprocket And Hardware, L.H. Side Of Planter
	GA9557	-	Idler W/Sprocket And Hardware, R.H. Side Of Planter
	GA7154	-	Sprocket W/Bearing, 18 Tooth
	G10038	-	Hex Head Cap Screw, 1/2"-13 x 3"
	GD10007	-	Spacer, 1 1/8" Long
	G11389	-	Flat Washer, 1/2" SAE
	G10111	-	Lock Nut, 1/2"-13
5	GD5857	1	Spring
6	GA5194	1	Sprocket, 50 Tooth
7	G10581	1	Hex Head Cap Screw, 1/2"-13 x 2 1/4"
	GD7889	1	Bushing, 1" O.D. x 9/16" I.D. x 7/16" Long
	G10168	2	Machine Bushing, 1/2", 7 Gauge
	G10205	2	Washer, 5/8" SAE
	G10111	1	Lock Nut, 1/2"-13
8	GA7154	1	Sprocket W/Bearing, 18 Tooth
9	GA5113	1	Sprocket, 28 Tooth
10	G10602	-	Spring Pin, 1/4" x 1 1/2"
11	G3310-100	1	Chain, No. 40, 100 Pitch Including Connector Link
	GR0912	-	Connector Link, No. 40
12	G10870	1	Clevis Pin, 3/8" x 1"
	G10860	1	Retaining Ring, 3/8"

PRC019(TWL70d/TWL71d/TWL71/TWL18/A10054)

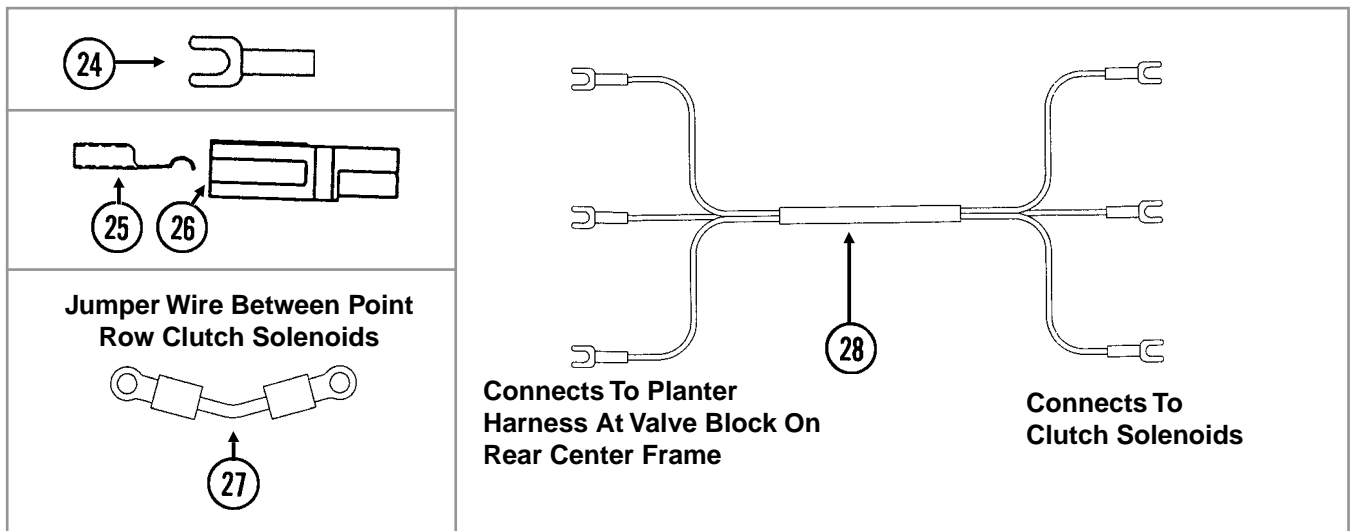
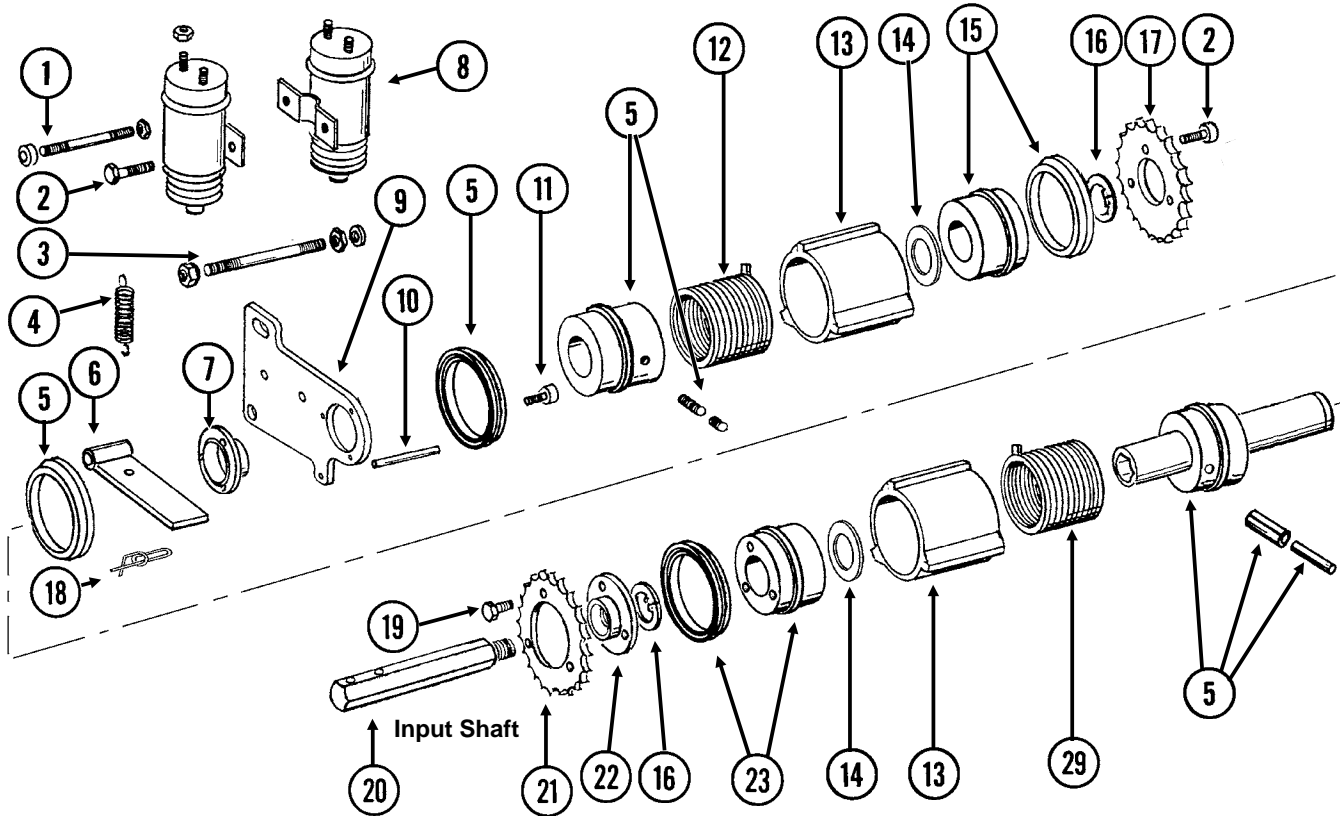
**L.H. Point Row Clutch Shown
(Used On L.H. Side Of Planter)**



ITEM	PART NO.	QTY. (Per Assy.)	DESCRIPTION
1	GD10068	1	Input Shaft, R.H. Threads (Shown)
	GD10069	1	Input Shaft, L.H. Threads
2	G10374	3	Hex Socket Head Cap Screw, 1/4"-20 x 1"
	G10227	3	Lock Washer, 1/4"
3	G10496	2	External Inverted Snap Ring, 1 1/2"
4	GD14512	2	V-Ring Seal
5	GD10104	1	Input Hub
6	GA7137	1	Hub/Sleeve Assembly W/Spring Pins
	G10765	-	Spring Pin, 1/4" x 1"
	G10804	-	Spring Pin, 5/32" x 7/8"
7	G10023	1	Hex Head Cap Screw, 1/4"-20 x 3/4"
	G10227	1	Lock Washer, 1/4"
	G10103	1	Hex Nut, 1/4"-20
8	GA8393	1	Solenoid Complete
	GR1306	1	Snap Ring
	GR1303	1	Spring
	GR1304	1	Boot
	GR1305	1	Plunger
9	G10939	1	Hex Head Cap Screw, 3/8"-16 x 2 1/4"
	G10101	1	Hex Nut, 3/8"-16
	G11387	1	Flat Washer, 3/8" SAE
	G10229	2	Lock Washer, 3/8"
	G10497	1	Hex Jam Nut, 3/8"-16, Grade 2
10	G10900	1	Hex Socket Head Cap Screw, 1/4"-20 x 1 3/4", Grade 8
	G10227	1	Lock Washer, 1/4"
	G10103	2	Hex Nut, 1/4"-20
11	GD10123	1	Spring
12	GD10103	1	Mounting Plate
13	GD9667	1	Bushing
14	GD10070	1	Coupler W/R.H. Threads (Shown)
	GD10071	1	Coupler W/L.H. Threads
15	GD14513	1	Felt Washer
16	GD9671	-	Spring, L.H. (Shown)
	GD9672	-	Spring, R.H.
17	GD10102	1	Stop Collar
18	GD11120	1	Rue Ring Cotter, 5/16"
19	GD30902	1	Actuator Arm
20	G10859	1	Spring Pin, 3/16" x 2 1/4"
21	G10253	3	Hex Socket Head Screw, No. 10-32 x 1/2"
	G10257	3	Lock Washer, No. 10
22	GD10543	-	Hex Shaft, 7/8" x 13"
23	GA9479	1	Wiring Harness, 228", R.H. Side, 12 Row 30"
	GA9480	-	Wiring Harness, 264", L.H. Side, 12 Row 30"; R.H. Side, 16 Row 30"
	GA9482	-	Wiring Harness, 300", L.H. Side, 16 Row 30"
24	GA10054	-	Ground Cable, Green
25	G10996	-	Fork Terminal
26	GD13524-01	1	Lock Wire, 10", Stainless Steel
27	G10546	1	Spring Pin, 3/16" x 1 1/4"
A	GA7110	-	Point Row Clutch Assembly, R.H. (R.H. Side Of Machine) (Items 1-21, 24, 26 And 27)
	GA7111	-	Point Row Clutch Assembly, L.H. (L.H. Side Of Machine) (Items 1-21, 24, 26 And 27)

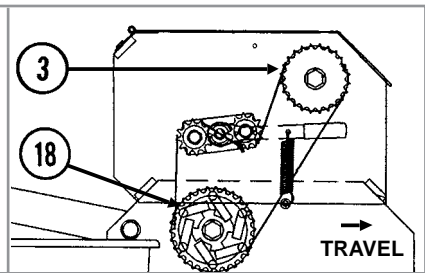
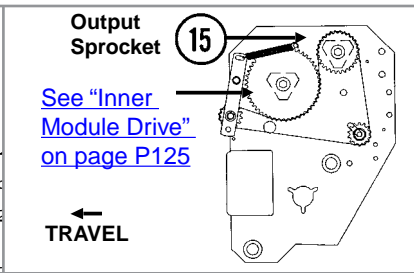
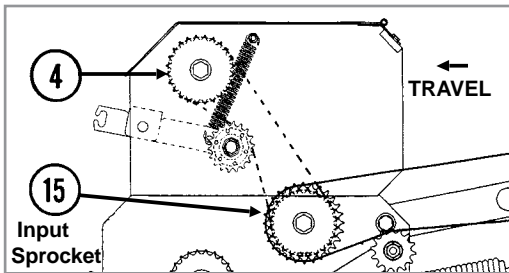
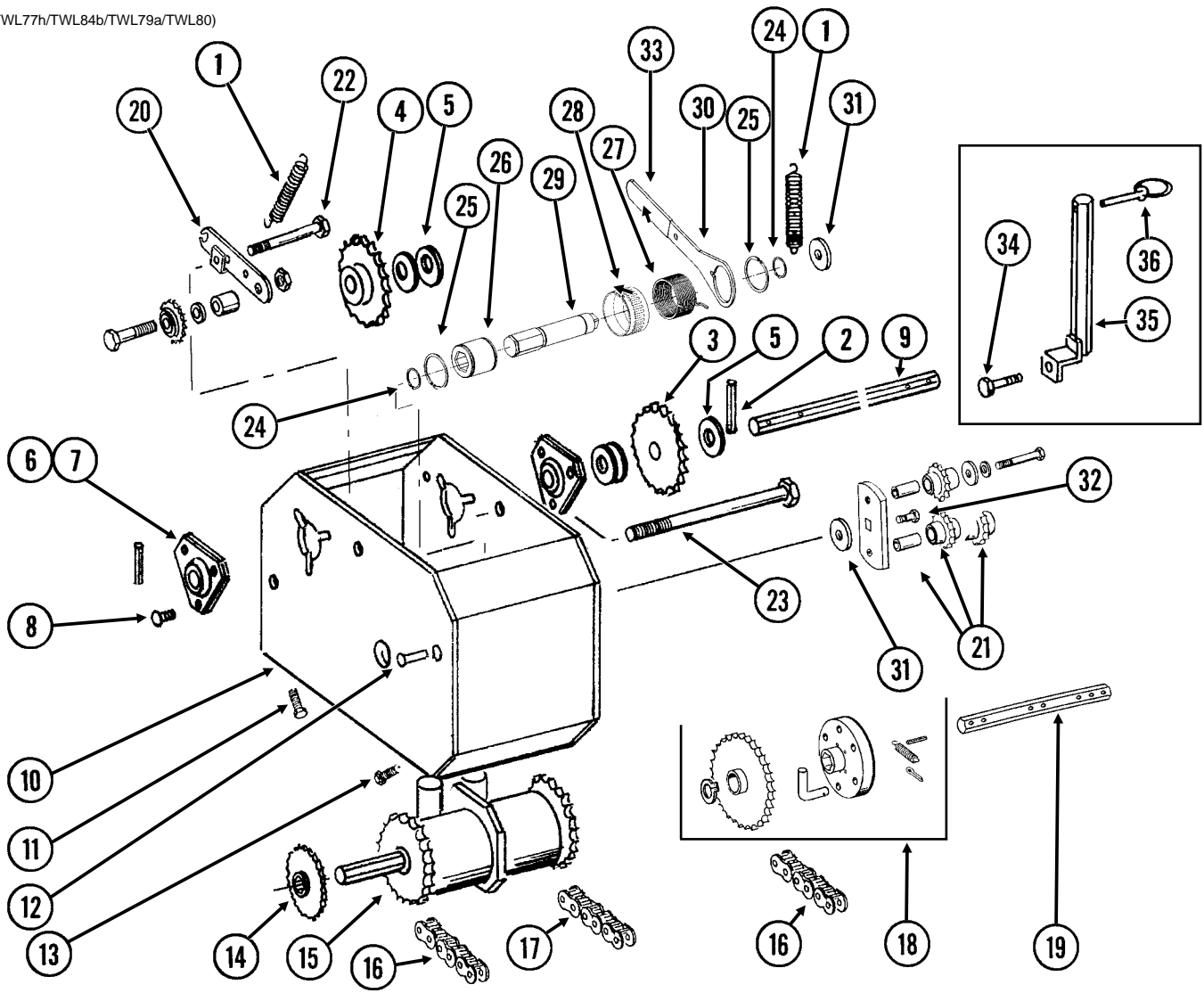
PRC023(FF47b/A7274/TWL71/TWL18/A10054)

**L.H. Two-Speed Point Row Clutch Shown
(Used On L.H. Side Of Planter)**



ITEM	PART NO.	QTY. (Per Assy.)	DESCRIPTION
1	GD10635	1	Threaded Rod, 1/4"-20 x 3 1/2"
	G10103	2	Hex Nut, 1/4"-20
	G10227	2	Lock Washer, 1/4"
	GD10282	2	Allen Nut, 1/4"-20
2	G10023	4	Hex Head Cap Screw, 1/4"-20 x 3/4"
	G10227	4	Lock Washer, 1/4"
	G10103	1	Hex Nut, 1/4"-20
3	GD10636	1	Threaded Rod, 3/8"-16 x 4 1/2"
	G10108	2	Lock Nut, 3/8"-16
	G10229	2	Lock Washer, 3/8"
	G10101	2	Hex Nut, 3/8"-16
4	GD10123	2	Spring
5	GA7463	1	Hub/Sleeve Assembly W/Seals, Sleeve, Pins And Screws
	GD10120	-	Seal
	GD10584	-	Sleeve
	G10873	-	Hex Socket Set Screw, 5/16"-18 x 3/4"
	G10872	-	Hex Socket Set Screw, 5/16"-18 x 1/4"
	G10804	-	Spring Pin, 5/32" x 7/8"
	G10765	-	Spring Pin, 1/4" x 1"
6	GD30902	2	Actuator Arm
7	GD10586	1	Bushing
8	GA8393	2	Solenoid Complete
	GR1306	-	Snap Ring
	GR1303	-	Spring
	GR1304	-	Boot
	GR1305	-	Plunger
9	GD10103	1	Mounting Plate
10	G10859	1	Spring Pin, 3/16" x 2 1/4"
11	G10876	3	Hex Socket Head Screw, No. 10-32 x 1/4"
12	GD9671	2	Spring, L.H. (Shown)
13	GD31541	2	Stop Collar
14	GD14513	2	Felt Washer
15	GA9572	1	Hub W/Seal
	GD10120	-	Seal
16	G10496	2	External Inverted Snap Ring, 1 1/2"
17	GD10579	1	Output Sprocket, 28 Tooth
18	GD11120	2	Rue Ring Cotter, 5/16"
19	G10374	3	Hex Socket Head Cap Screw, 1/4"-20 x 1"
	GD10588	3	Key
20	GD10068	1	Input Shaft, R.H. Threads (Shown)
	GD10069	-	Input Shaft, L.H. Threads
21	GD10578	1	Input Sprocket, 28 Tooth
22	GD10638	1	Coupler W/R.H. Threads (Shown)
	GD10587	-	Coupler W/L.H. Threads
23	GA9571	1	Hub W/Seal
	GD10120	-	Seal
24	G10996	-	Fork Terminal
25	GD9530	-	Contact
26	GD9529	-	Housing, Black
	GD12726	-	Housing, Red
27	GA7274	1	Jumper Wire W/Ring Terminals, 2 3/16"
28	GA9479	1	Wiring Harness, 228", R.H. Side, 12 Row 30"
	GA9480	-	Wiring Harness, 264", L.H. Side, 12 Row 30"
	GA9483	-	Wiring Harness, 252", R.H. Side, 16 Row 30"
	GA9482	-	Wiring Harness, 300", L.H. Side, 16 Row 30"
29	GD9672	-	Spring, R.H.

(TWL77h/TWL84b/TWL79a/TWL80)

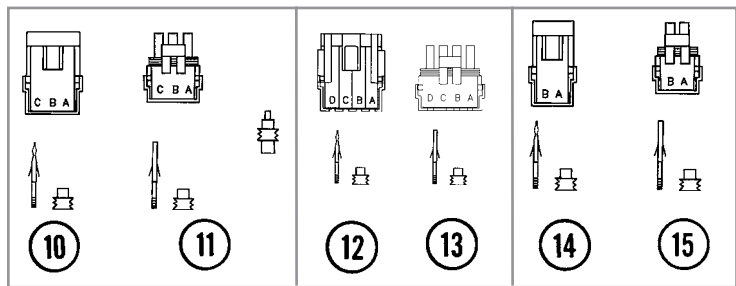
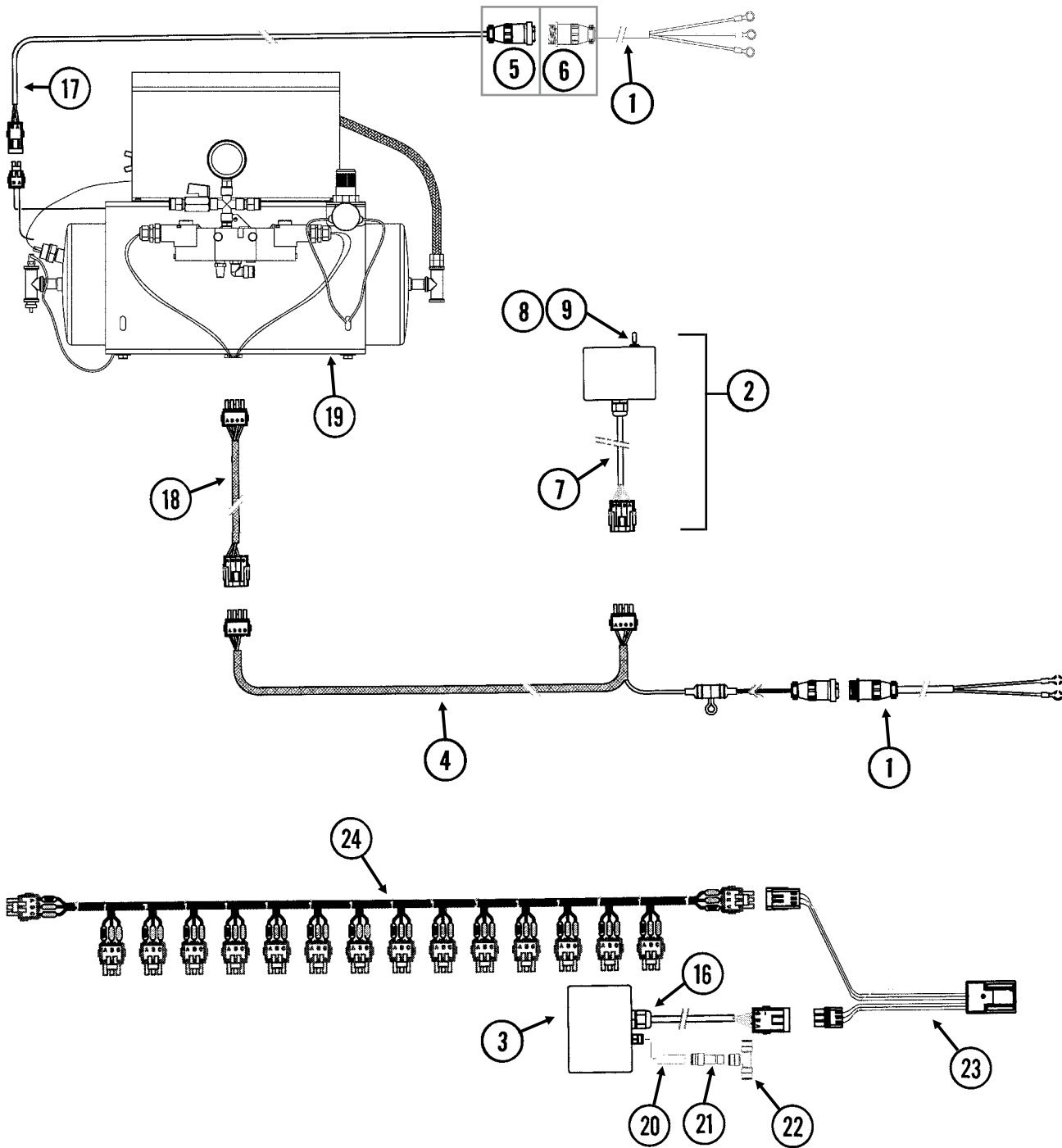


ITEM	PART NO.	QTY. (Per Assy.)	DESCRIPTION
1	GD5857	2	Spring
2	G10602	3	Spring Pin, ¼" x 1½"
3	GA5109	1	Sprocket, 24 Tooth
	GA5105	1	Sprocket, 15 Tooth
	GA5106	1	Sprocket, 17 Tooth
	GA5112	1	Sprocket, 27 Tooth
	GA5108	-	Sprocket, 23 Tooth (From Transmission)
	GA5110	-	Sprocket, 25 Tooth (From Transmission)
	GA5111	-	Sprocket, 26 Tooth (From Transmission)
4	GA5113	1	Sprocket, 28 Tooth
5	G10233	-	Machine Bushing, 1", 10 Gauge
6	G3400-01	-	Flangette
7	G2100-03	-	Bearing, 7/8" Hex Bore, Spherical
8	G10312	6	Carriage Bolt, 5/16"-18 x ¾"
	G10232	6	Lock Washer, 5/16"
	G10106	6	Hex Nut, 5/16"-18
9	GD10355	1	Shaft, 7/8" x 13¾"
10	GA7306	1	Extension Bracket
11	G10857	2	Hex Head Cap Screw, ¼"-20 x 1¼"
	G11385	2	Flat Washer, ¼" SAE
	G10227	2	Lock Washer, ¼"
	G10103	2	Hex Nut, ¼"-20
12	G10408	1	Clevis Pin, 5/16" x ¾"
	G10409	1	Retaining Ring, 5/16"
13	G10064	2	Hex Head Cap Screw, ¼"-20 x 1"
	G11385	2	Flat Washer, ¼" SAE
	G10227	2	Lock Washer, ¼"
	G10103	2	Hex Nut, ¼"-20
14	---	-	See "Contact Wheel and Drive Shaft(s)" on page P119
15	---	-	See "Two-Speed Point Row Clutch" on page P129
16	G3310-74	2	Chain, No. 40, 74 Pitch Including Connector Link
	GR0912	-	Connector Link, No. 40
17	G3310-100	1	Chain, No. 40, 100 Pitch Including Connector Link
	GR0912	-	Connector Link, No. 40
18	GA7320	1	Overrunning Sprocket Assembly, R.H.
	GA7321	-	Overrunning Sprocket Assembly, L.H.
	G10430	1	External Retaining Ring, 1¼"
	GD1255	6	L-Pin
	G10546	6	Spring Pin, 3/16" x 1¼"
	G10470	6	Cotter Pin, 5/32" x 1"
	GD10366	6	Spring
	GA7317	1	Block
	GA7319	1	Sprocket W/Bushing, 30 Tooth
19	GD10543	1	Hex Shaft, 7/8" x 13"
20	GA9918	1	Idler W/Sprocket And Hardware
	GD10356	-	Bushing, ¾" Long
	G10128	-	Machine Bushing, ½", 14 Gauge
	G10501	-	Hex Jam Nut, ½"-13, Grade 2
	G10053	-	Hex Head Cap Screw, ½"-13 x 2 ½"
	GA7154	-	Sprocket W/Bearing, 18 Tooth

ITEM	PART NO.	QTY. (Per Assy.)	DESCRIPTION
21	GA7336	1	Idler W/Bolt-On Sprockets
	GD7426	-	Sprocket, 12 Tooth
	GD1026	-	Sleeve, 1 $\frac{3}{16}$ " Long
	G11387	-	Flat Washer, $\frac{3}{8}$ " SAE
	G10229	-	Lock Washer, $\frac{3}{8}$ "
	G10047	-	Hex Head Cap Screw, $\frac{3}{8}$ "-16 x 1 $\frac{3}{4}$ "
22	G10036	1	Hex Head Cap Screw, $\frac{5}{8}$ "-11 x 4"
	G10107	1	Lock Nut, $\frac{5}{8}$ "-11
	G10104	1	Hex Nut, $\frac{5}{8}$ "-11
23	G10595	1	Hex Head Cap Screw, $\frac{3}{8}$ "-16 x 10"
	G10108	1	Lock Nut, $\frac{3}{8}$ "-16
24	G10496	2	External Inverted Snap Ring, 1 $\frac{1}{2}$ "
25	G11075	2	External Inverted Snap Ring, $\frac{7}{8}$ "
26	GD14432	1	Sleeve, 1 $\frac{1}{4}$ "
27	GD14414	1	Torsion Spring, R.H. (Used In L.H. Wrap Spring Wrench) (Shown)
	GD14413	-	Torsion Spring, L.H. (Used In R.H. Wrap Spring Wrench)
28	GD19344	-	Release Collar, Gray, L.H. (Shown)
	GD19343	1	Release Collar, Blue, R.H.
29	GD14426	1	Tightener Shaft, 3 $\frac{3}{8}$ "
30	GD14431	1	Handle
31	G10235	2	Machine Bushing, $\frac{7}{8}$ ", 14 Gauge
32	G11100	1	Hex Socket Button Head Cap Screw, $\frac{1}{4}$ "-20 x $\frac{1}{2}$ ", Grade 8
	G10227	1	Lock Washer, $\frac{1}{4}$ "
	G11385	1	Flat Washer, $\frac{1}{4}$ " SAE
33	G11078	1	Vinyl Cap
34	G10037	1	Hex Head Cap Screw, $\frac{1}{2}$ "-13 x 1 $\frac{1}{4}$ "
	G11389	1	Flat Washer, $\frac{1}{2}$ " SAE
	G10228	1	Lock Washer, $\frac{1}{2}$ "
	G10102	1	Hex Nut, $\frac{1}{2}$ "-13
35	GA7313	1	Sprocket Storage Rod
36	GD2558	2	Lynch Pin, $\frac{1}{4}$ "
A	G1K381	-	Wrap Spring Wrench Replacement Kit, Gray Collar, L.H. (Items 24-33) (Shown)
	G1K380	1	Wrap Spring Wrench Replacement Kit, Blue Collar, R.H. (Items 24-33)

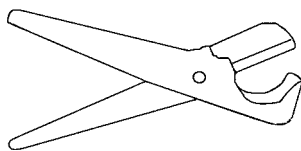
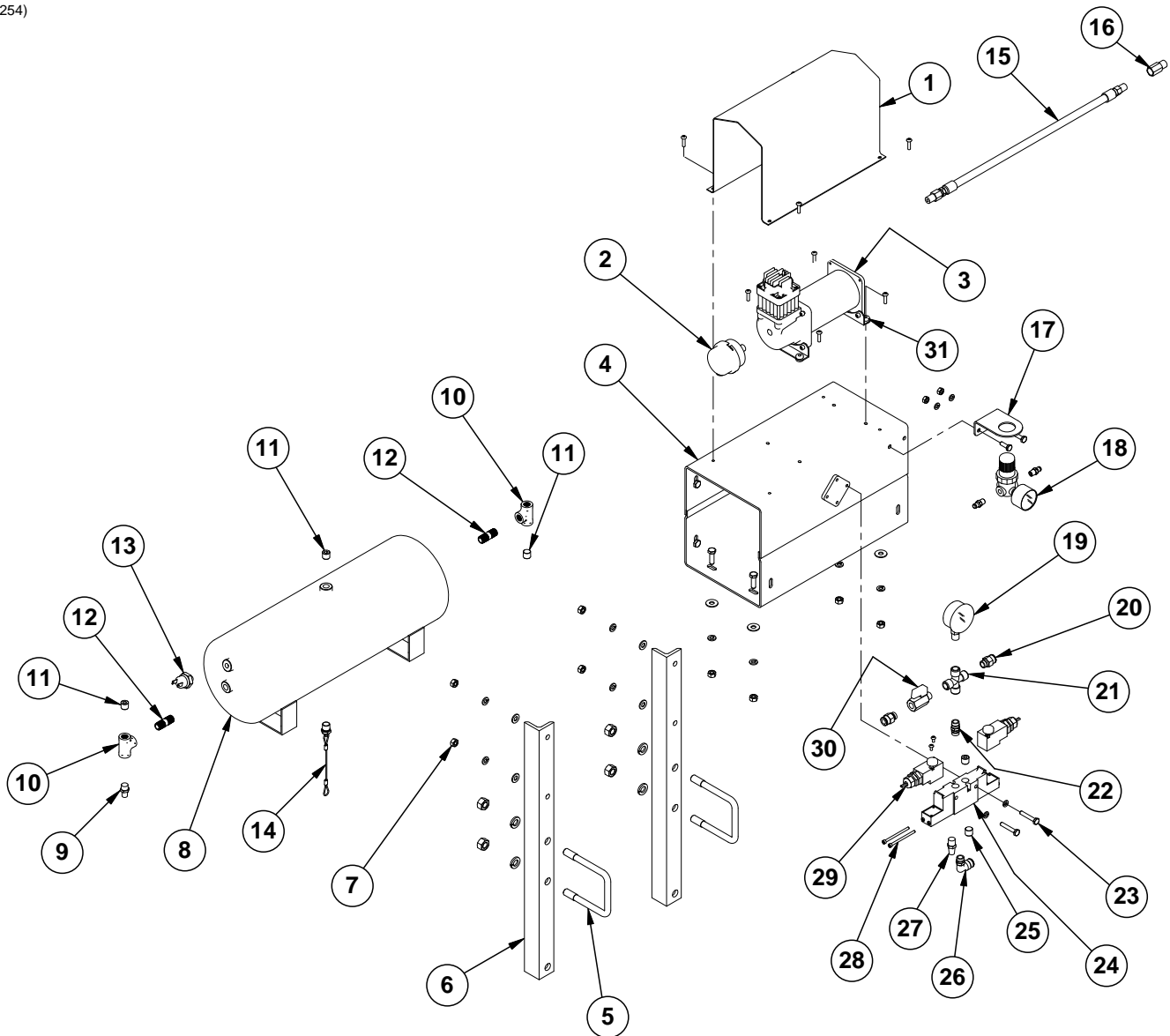
This page left blank intentionally.

(PNE30b/MTR27a/ELC27b/MTR45/MTR27f/PNE30e)

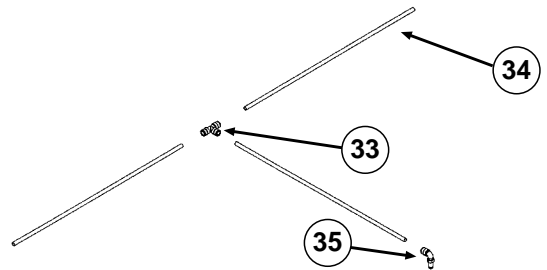


ITEM	PART NO.	QTY.	DESCRIPTION
1	GA17547	2	Power Adapter Cable
2	GA12813	1	Control Box Assembly
3	GA14846	1	High Pressure Sensor (0-120 PSI)
4	GA13944	1	Wiring Harness W/Fuse Holder And Fuse, 206"
	GD14258	-	Fuse Holder
	GD14660	-	Fuse, 2 Amp Delay Action
5	G1K268	-	Console Cable Connector Kit, Includes: (1) 3-Pin Connector, (1) Cable Clamp, (1) Lock Ring, (3) Female Terminal Pins
6	G1K267	-	Console Cable Connector Kit, Includes: (1) 3-Pin Connector, (1) Cable Clamp, (3) Male Terminal Pins
7	GA9964	1	Strain Relief
8	GR1363	1	Hex Face Nut, 1 ⁵ / ₃₂ "-32
	GR1364	1	Internal Tooth Lock Washer, 1 ⁵ / ₃₂ "
9	GA6978	1	Switch, 3 Position Toggle, Momentary On-Off-Momentary On
10	G1K248	-	3-Pin Female Connector Kit (Black), Includes: (3) 3-Pin Female Housings, (9) Pin Contacts, (9) Seals
11	G1K252	-	3-Pin Male Connector Kit (Black), Includes: (3) 3-Pin Male Housings, (9) Socket Contacts, (9) Seals
12	GA8328	-	4-Pin Female Connector Kit, Includes: (1) 4-Pin Female Housing, (4) Pin Contacts, (4) Seals
13	GA8329	-	4-Pin Male Connector Kit, Includes: (1) 4-Pin Male Housing, (4) Socket Contacts, (4) Seals
14	G1K321	-	2-Pin Female Connector Kit (Black), Includes: (3) 2-Pin Female Housings, (6) Pin Contacts, (6) Seals
15	G1K320	-	2-Pin Male Connector Kit (Black), Includes: (3) 2-Pin Male Housings, (6) Socket Contacts, (6) Seals
16	GA9964	2	Strain Relief
17	GA16392	1	Compressor Harness, 60'
	GD14258	-	Fuse Holder
	GD18275	-	Fuse, 20 Amp
18	GA12858	1	Wiring Harness, 60'
19	---		See "Air Compressor, Dual Solenoid Assembly, Tubing, and Fittings" on page P137
20	GD17151-06	1	Nylon Tubing, 1/4" O.D. x 1 1/2'
21	GD18796	1	Reducer, 3/8" To 1/4"
22	GD18010	1	Tee, 3/8" Tube Union
23	GA12812	1	Hall Effect Adapter
24	---		See "Planter Monitor Module (PMM)" on page P189

(IP1254)



32

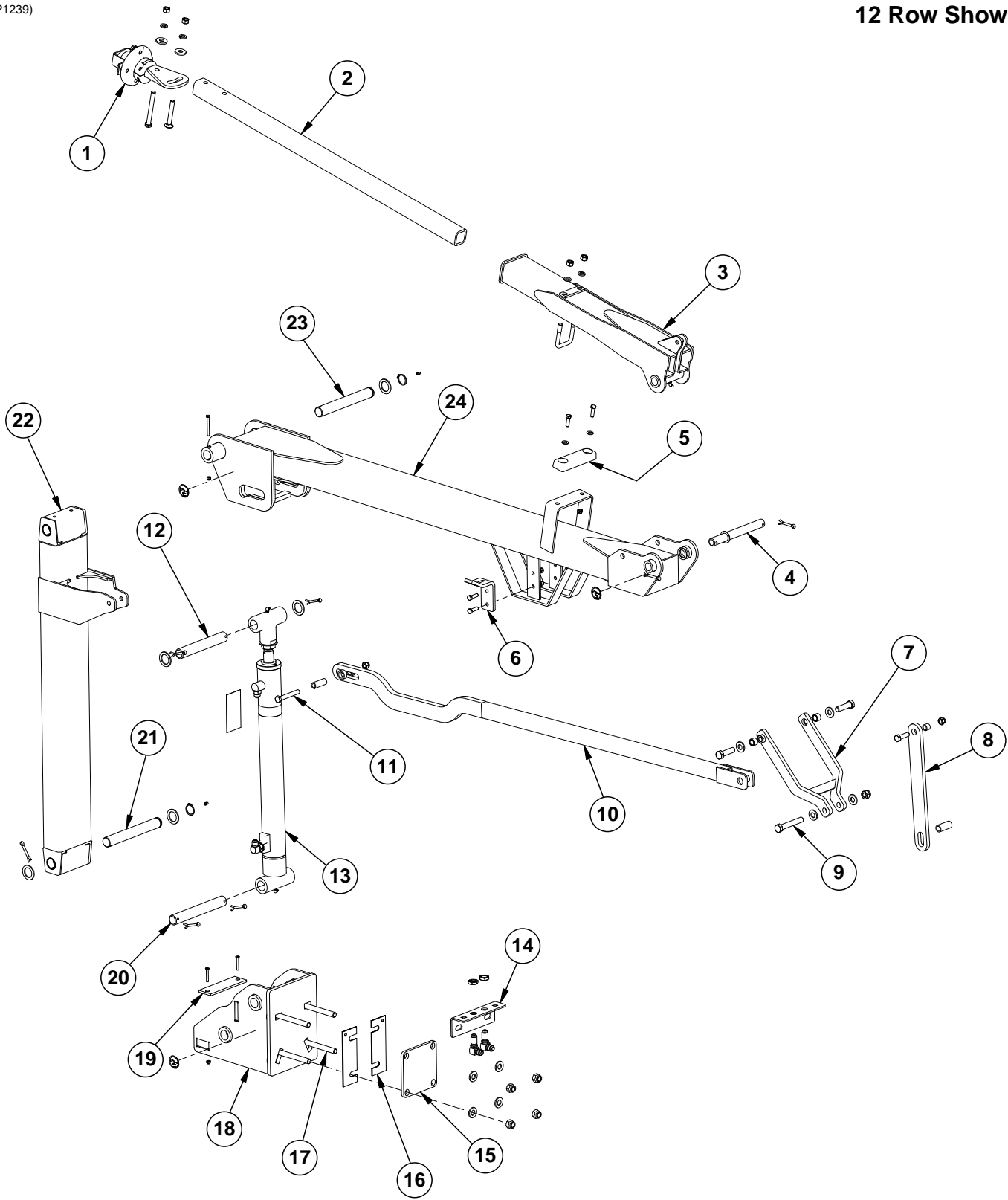


ITEM	PART NO.	QTY.	DESCRIPTION
1	GD18112	1	Cover
	G10992	4	Serrated Flange Nut, No. 10-24
	G11066	4	Phillips Pan Head Machine Screw, No. 10-24 x 3/4", Stainless Steel
2	GA14127	1	Filter Assembly
	GR1943	-	Filter
3	GA22273	1	Air Compressor W/Harness
	G10992	4	Serrated Flange Nut, No. 10-24
	G11066	4	Phillips Pan Head Machine Screw, No. 10-24 x 3/4", Stainless Steel

ITEM	PART NO.	QTY.	DESCRIPTION
4	GA12358	1	Compressor Mount
	G10019	4	Hex Head Cap Screw, 5/16"-18 x 1"
	G10232	4	Lock Washer, 5/16"
	G11386	4	Flat Washer, 5/16" SAE
	G10106	4	Hex Nut, 5/16"-18
5	GD4743	2	U-Bolt, 3" x 3" x 1/2"-13
	G10228	4	Lock Washer, 1/2"
	G10102	4	Hex Nut, 1/2"-13
6	GD18119	2	Compressor Mount
7	G10106	4	Hex Nut, 5/16"-18
	G10232	4	Lock Washer, 5/16"
	G11386	4	Flat Washer, 5/16" SAE
	G10019	4	Hex Head Cap Screw, 5/16"-18 x 1"
8	GA11988	1	Tank, 3 Gallon
9	GA13512	1	Valve Stem, 1/4" NPT
10	GD19237	2	Tee, 1/4" NPT
11	GD17156	3	Plug, 1/4" NPT
12	GD19238	2	Nipple, 1/4" NPT
13	GR1778	1	Pressure Switch
14	GA11991	1	Drain, 1/4" NPT
15	GR1951	1	Leader Hose without Check Valve
16	GR1921	1	Check Valve
17	GD18084	1	Regulator Bracket
	G10023	2	Hex Head Cap Screw, 1/4"-20 x 3/4"
	G10227	2	Lock Washer, 1/4"
	G10103	2	Hex Nut, 1/4"-20
18	GA12629	1	Mini Regulator W/Gauge
	GD19124	2	Connector, 1/4" x 1/8" NPT
19	GA12104	1	Pressure Gauge, 1/4" NPT
20	GD17141	2	Connector, 1/4" Male NPT
21	GD18078	1	Female Cross, 1/4" NPT
22	GD17154	1	Connector, 1/4" Male NPT
23	G10021	2	Hex Head Cap Screw, 1/4"-20 x 1 1/2"
	G10227	2	Lock Washer, 1/4"
24	GA11993	1	Block
25	GD17156	2	Plug, 1/4" NPT
26	GD17143	1	Swivel Elbow, 1/4" NPT x 3/8"
27	GA11997	1	Breather, 1/4" NPT
28	GR1952	4	Socket Head Cap Screw, #8-32 x 2"
	GR1953	4	O-Ring
	G10256	4	Lock Washer, No. 8
29	GA11994	2	Solenoid
	G11311	4	Phillips Pan Head Machine Screw
30	GA11992	1	Shutoff Valve, 1/4" NPT
31	GR2233	4	Vibration Isolator Gromet, 4 Pack
32	GA13169	1	Tube Cutter W/Blade
	GR1843	-	Blade
33	GD18010	-	Tee, 3/8" Tube Union, Pull Row Unit (Pneumatic Down Pressure)
	GD18274	-	Tee, 3/8" x 1/8" NPT Extended, Push Row Unit (Pneumatic Down Pressure)
34	GD17150-03	-	Nylon Tubing, 3/8" O.D. x 64', 12 Row Pull Row Units (Pneumatic Down Pressure)
	GD17150-04	-	Nylon Tubing, 3/8" O.D. x 86', 16 Row Pull Row Units (Pneumatic Down Pressure)
	GD17150-08	-	Nylon Tubing, 3/8" O.D. x 60', 11 Row Push Row Units (Pneumatic Down Pressure)
	GD17150-09	-	Nylon Tubing, 3/8" O.D. x 82', 15 Row Push Row Units (Pneumatic Down Pressure)
	GD17150-12	-	Nylon Tubing, 3/8" O.D. x 5', Even-Row Push Row Unit (Pneumatic Down Pressure)
35	GD18011	-	Elbow, 3/8" x 1/8" NPT Extended, Pull Row Unit (Pneumatic Down Pressure)
A	GA12626	-	Air Compressor Assembly (Items 1-4, 8-14, and 25)
B	GA11995	-	Dual Solenoid Assembly (Items 19-22 and 24-30) (Only applicable with pneumatic down pressure option)
C	GR1783	-	Seal Kit (Dual Solenoid Valve)

(IP1239)

12 Row Shown

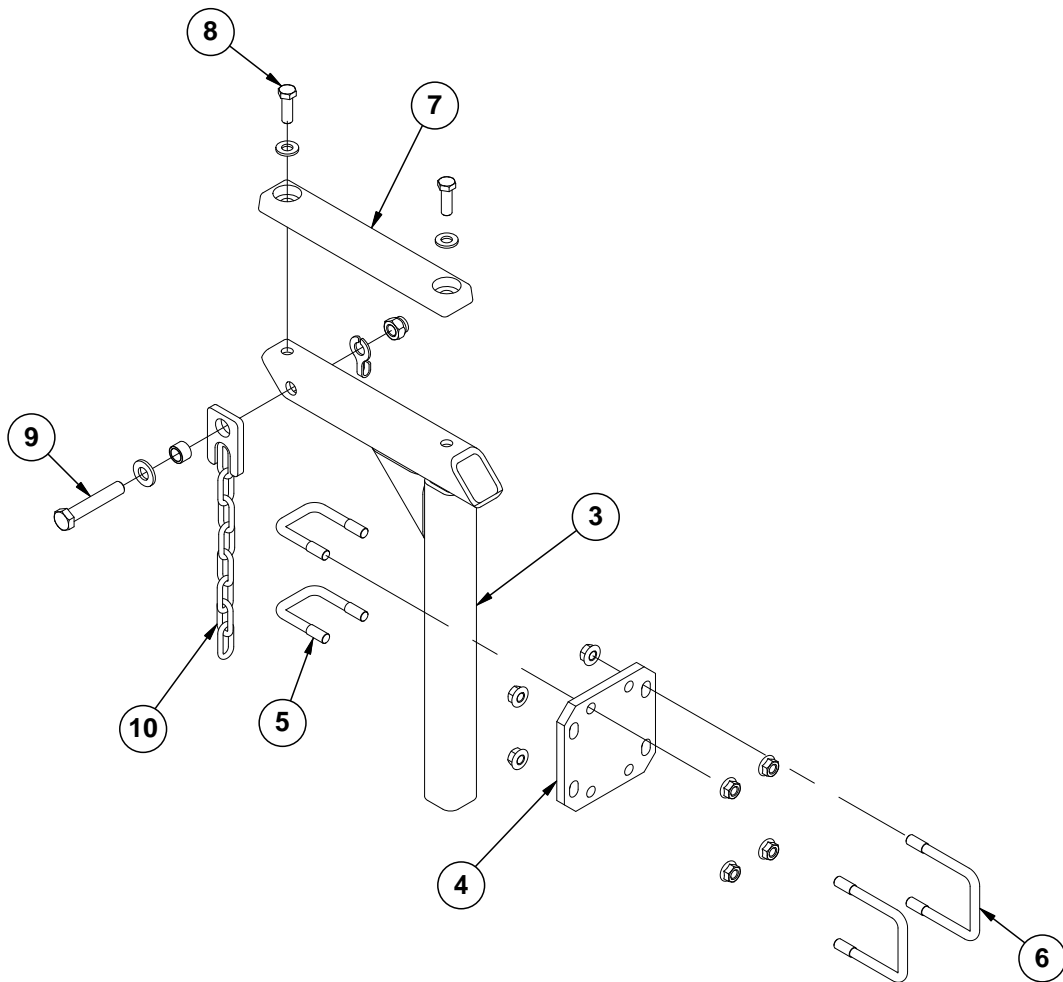


ITEM	PART NO.	QTY. (Per Assy.)	DESCRIPTION
1	GA13719	1	See "Row Marker Spindle/Hub/Blade" on page P143
	G10168	2	Machine Bushing, 1/2", 7 Gauge
	G10045	1	Hex Head Cap Screw, 1/2"-13 x 4 1/2"
	G10844	1	Carriage Bolt, 1/2"-13 x 3 1/2"
	G10228	2	Lock Washer, 1/2"
	G10102	2	Hex Nut, 1/2"-13
2	GD0453-07	1	Extension Tube, 45", 12 Row
	GD0453-03	-	Extension Tube, 50", 16 Row
	GD0453-04	-	Extension Tube, 60", 12 Row Even-Row
	GD0453-08	-	Extension Tube, 65", 16 Row Even-Row
3	GA13994	1	Arm, Third Stage, 12 Row
	GA13114	-	Arm, Third Stage, 16 Row
	G10643	-	Grease Fitting, 45°, 1/4"-28
	GD2721	1	U-Bolt, 2" x 2" x 1 1/2"-13
	G10228	2	Lock Washer, 1/2"
	G10102	2	Hex Nut, 1/2"-13
4	GD18889	1	Pin, 1" x 9 1/4"
	G10460	2	Cotter Pin, 1/4" x 2"
	G10345	2	Machine Bushing, 1", 14 Gauge
5	GA9145	1	Molded Stop, 6 1/4" Long
	G10004	2	Hex Head Cap Screw, 3/8"-16 x 1 1/4"
	G11387	2	Flat Washer, 3/8" SAE
	G10108	2	Lock Nut, 3/8"-16
6	GD18540	1	Lock-up Chain Bracket
	G10004	2	Hex Head Cap Screw, 3/8"-16 x 1 1/4"
	G10108	2	Lock Nut, 3/8"-16
7	GA13764	1	Linkage
	G11391	2	Flat Washer, 5/8" SAE
	G10006	2	Hex Head Cap Screw, 5/8"-11 x 2 1/4"
	GB0218	2	Bushing, 2 1/32" I.D. x 7/8" O.D. x 1 9/32" Long
	G10107	2	Lock Nut, 5/8"-11
8	GD25189	1	Marker Link
	GD3180-34	1	Sleeve, 7/8" O.D. x 5/8" I.D. x 2"
	GD10538-07	1	Sleeve, 3/4" O.D. x 1/2" I.D. x .35"
	G10039	1	Hex Head Cap Screw, 1/2"-13 x 1 3/4"
	G10111	1	Lock Nut, 1/2"-13
9	G10036	1	Hex Head Cap Screw, 5/8"-11 x 4"
	G11391	2	Flat Washer, 5/8" SAE
	G10107	1	Lock Nut, 5/8"-11
10	GA17399	1	Marker Link, 66 3/4", 12 Row
	GA17400	-	Marker Link, 113 1/4", 16 Row
11	G10033	1	Hex Head Cap Screw, 1/2"-13 x 3 1/2"
	GD19661-01	1	Sleeve, 3/4" O.D. x 5 1/100 I.D. x 2"
	GD16418-02	2	Sleeve, 1 1/8" O.D. x 1 3/16" I.D. x 1 1/25"
	G10111	1	Lock Nut, 1/2"-13
12	GD18815	1	Pin, 1 1/4" x 8.38"
	G10159	2	Washer, 1 7/8"
	G10460	2	Cotter Pin, 1/4" x 2"
13	GA21030	1	See "Row Marker Cylinder" on page P145
	G6801-08	1	Elbow W/O-Ring, 90°, 3/4"-16 Male JIC To O-Ring
	GR1037	-	O-Ring
	G6400-08-04	1	Connector W/O-Ring, 3/4"-16 Male JIC To 7/16"-20 O-Ring
	GR1465	-	O-Ring

ITEM	PART NO.	QTY. (Per Assy.)	DESCRIPTION
14	GD26024	1	Bulkhead Mount
	G306-08	2	Lock Nut, 3/4"-16
	G2701-08	2	Bulkhead Elbow, 90°, 3/4"-16 Male JIC
	G10107	4	Lock Nut, 5/8"-11
15	GD13360	1	Plate, 6" x 6", 12 Row
	GD13359	-	Plate, 7" x 7", 16 Row
16	GD10792	4	Shim, 2 1/2" x 7 1/4", 16 Gauge, 12 Row Only
17	G10011	4	Hex Head Cap Screw, 5/8"-11 x 5 1/2"
	G11391	4	Flat Washer, 5/8" SAE
18	GA14361	1	Marker Mount
19	GD19491	1	Marker Mount Wear Pad
	G11319	2	Slotted Flat Head Machine Screw, 1/4"-20 x 1 3/4"
	G11320	2	Lock Nut, 1/4"-20, Grade B
20	GD18814	1	Pin, 1 1/4" x 9 1/4"
	G10460	2	Cotter Pin, 1/4" x 2"
21	GD21143	1	Marker Pin, 1 1/4" x 9 1/2"
	G11400	1	Retaining Ring, 1 1/4"
	G10640	1	Grease Fitting, 1/4"-28
22	GA13487	1	Arm, First Stage
	G10403	1	Hex Head Cap Screw, 1/4"-20 x 2 1/2"
	G11320	1	Lock Nut, 1/4"-20, Grade B
23	GD21142	1	Marker Pin, 1 1/4" x 11 53/64"
	G11400	1	Retaining Ring, 1 1/4"
	G10640	1	Grease Fitting, 1/4"-28
	G11320	1	Lock Nut, 1/4"-20, Grade B
	G10403	1	Hex Head Cap Screw, 1/4"-20 x 2 1/2"
24	GA17401	1	Arm W/Grease Fitting, Second Stage, 12 Row
	GA17402	-	Arm W/Grease Fitting, Second Stage, 16 Row

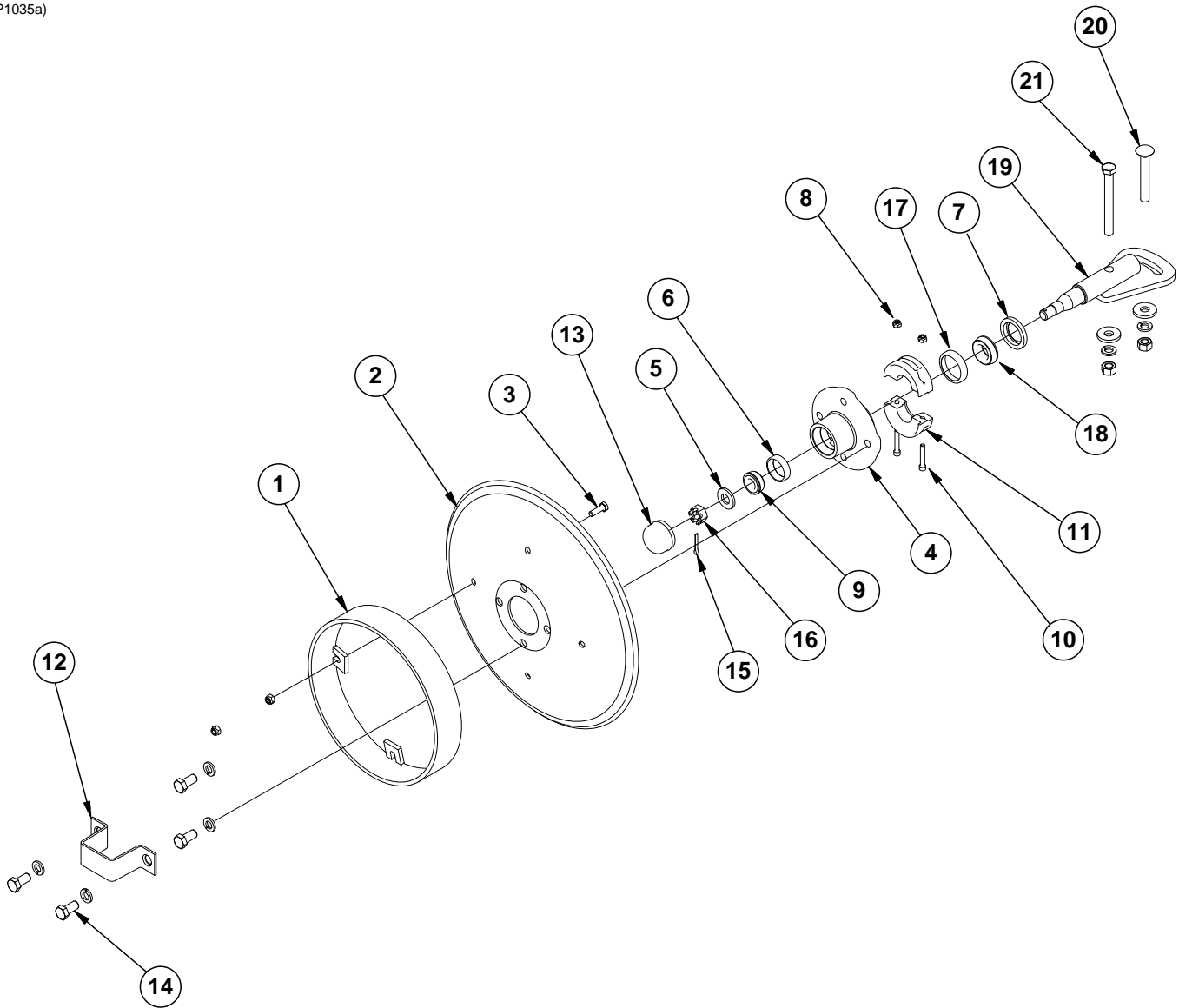
(IP1260)

L.H. Shown

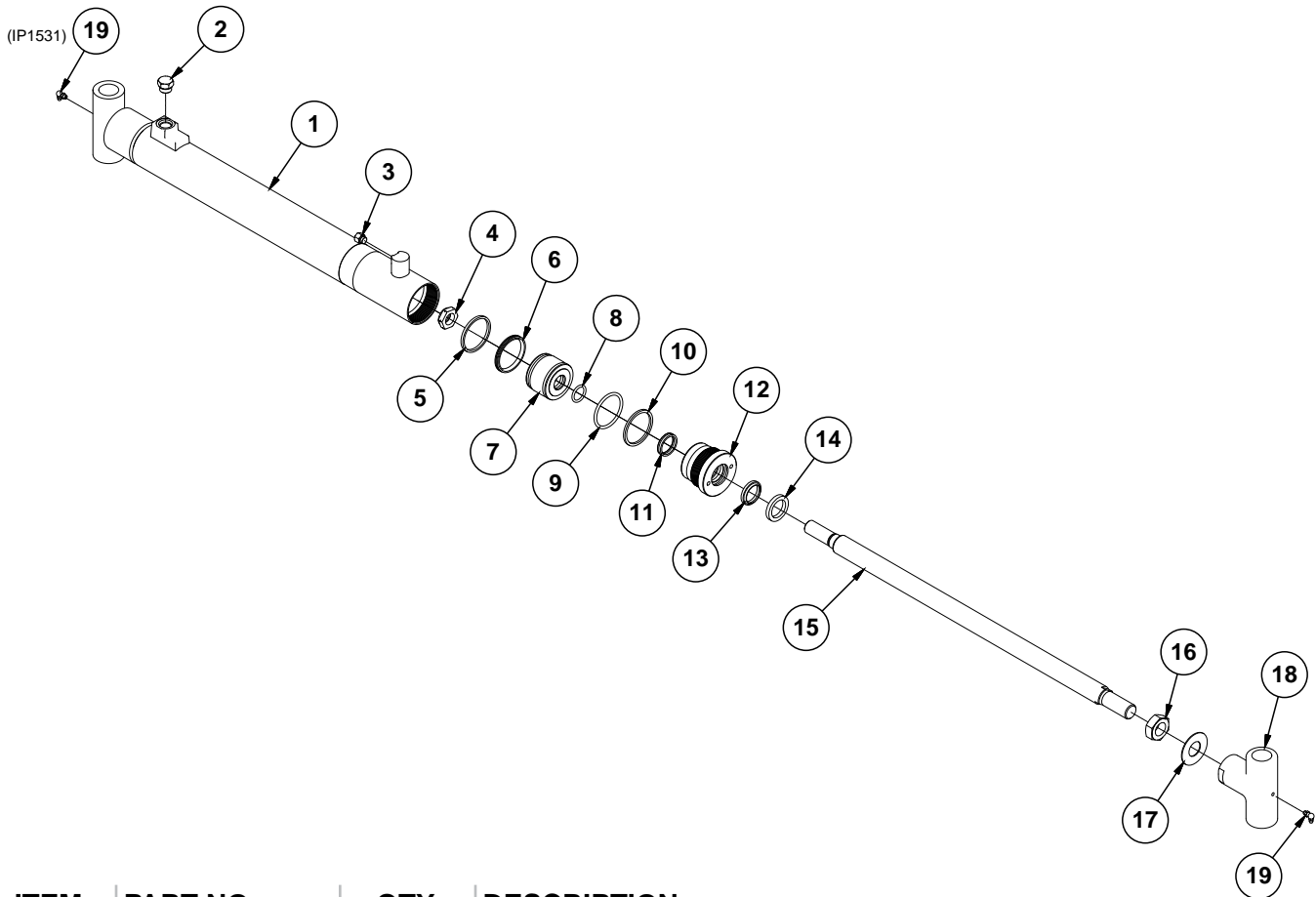


ITEM	PART NO.	QTY. (Per Assy.)	DESCRIPTION
1	---	-	---
2	---	-	---
3	GA14402	1	Marker Stand
4	GD9981	1	Marker Stand Bar
5	GD2721	2	U-Bolt, 2" x 2" x 1/2"-13
	G10071	4	Serrated Flange Nut, 1/2"-13
6	GD4743	2	U-Bolt, 3" x 3" x 1/2"-13
	G10071	4	Serrated Flange Nut, 1/2"-13
7	GA9088	1	Molded Stop, 12 1/4" Long
8	G10017	2	Hex Head Cap Screw, 1/2"-13 x 1 1/2"
	G11389	2	Flat Washer, 1/2" SAE
	G10111	2	Lock Nut, 1/2"-13
9	G10013	1	Hex Head Cap Screw, 5/8"-11 x 3 1/2"
	G11391	1	Flat Washer, 5/8" SAE
	GB0218	1	Bushing, 2 1/32" I.D. x 7/8" O.D. x 1 9/32" Long
	GD10088	1	Special Washer
	G10107	1	Lock Nut, 5/8"-11
10	GA13340	1	Chain Lockup

(IP1035a)



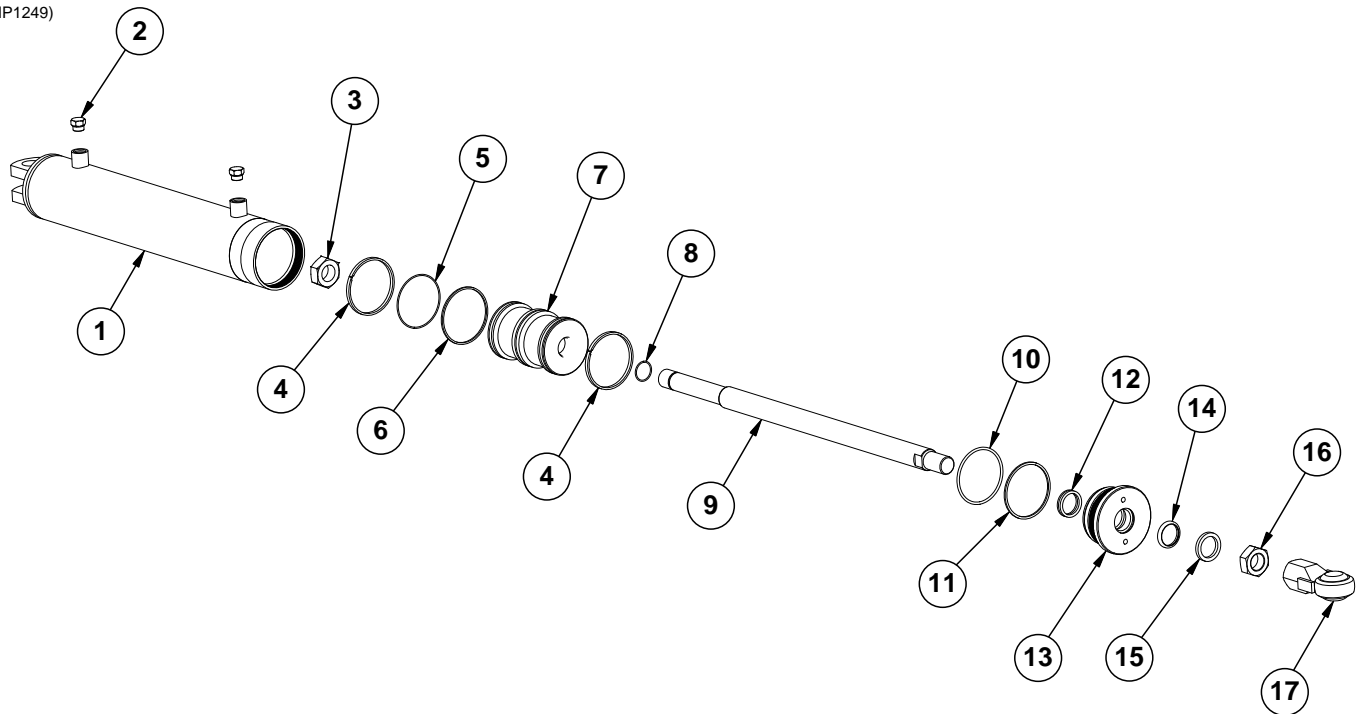
ITEM	PART NO.	QTY. (Per Assy.)	DESCRIPTION
1	GA5853	1	Depth Band
2	GD0746	1	Disc Blade, Solid, 16" (Shown)
	GD10283	-	Disc Blade, Notched, 16" (Optional)
3	G10019	4	Hex Head Cap Screw, 5/16"-18 x 1"
	G10109	4	Lock Nut, 5/16"-18, Grade 8
4	GA0167	1	Hub W/Cups, 4 Bolt (Includes Items 6 and 17)
5	G11391	1	Flat Washer, 5/8" SAE
6	GR0151	1	Outer Cup
7	GD21540	1	Grease Seal
8	G10110	2	Lock Nut, 1/4"-20, Grade B
9	GA0257	1	Bearing
10	G11418	2	Hex Socket Head Cap Screw, 1/4"-20 x 1 1/2"
11	GB0554	2	Hub Shield
12	GD2597	1	Retainer
13	GD0840	1	Dust Cap
14	G10722	4	Hex Head Cap Screw, 1/2"-20 x 1"
	G10228	4	Lock Washer, 1/2"
15	G10544	1	Cotter Pin, 5/32" x 1"
16	G10725	1	Slotted Hex Nut, 5/8"-18
17	GR0150	1	Inner Cup
18	GA0245	1	Bearing
19	GA15151	1	Spindle
20	G10844	1	Carriage Bolt, 1/2"-13 x 3 1/2"
	G10168	1	Machine Bushing, 1/2", 7 Gauge
	G10228	1	Lock Washer, 1/2"
	G10102	1	Hex Nut, 1/2"-13
21	G10045	1	Hex Head Cap Screw, 1/2"-13 x 4 1/2"
	G10168	2	Machine Bushing, 1/2", 7 Gauge
	G10228	2	Lock Washer, 1/2"
	G10102	2	Hex Nut, 1/2"-13
A	GA13719	-	Hub And Spindle Assembly, (Items 4-7, 9, and 12-19)



ITEM	PART NO.	QTY.	DESCRIPTION
1	A14631	1	Barrel (Non-Stock Item)
2	G6408-08 GR1037	1	Plug W/O-Ring, 3/4"-16 O-Ring O-Ring
3	G6408-04 GR1465	1	Plug W/O-Ring, 7/16"-20 O-Ring O-Ring
4	GD27234	1	Nylon Lock Nut, 7/8"-14, Grade 8
5	*D12012	1	Piston Ring
6	*D12275	1	T-Seal
7	GD30264	1	Piston
8	*D30262	1	O-Ring, No. 213
9	*D12212	1	O-Ring, No. 330
10	*D12213	1	Back-Up Ring
11	*D12251	1	U-Cup
12	GD10207	1	Gland
13	*D12210	1	Wiper
14	GD12102	1	Ring, 1 1/4"
15	GD30263	1	Rod
16	G10324	1	Hex Jam Nut, 1"-14, Grade 2
17	GD23002	1	Locking Device
18	GD14308	1	Threaded Sleeve End
19	G10779	2	Grease Fitting, 90°, 1/4"-28
A	GA21030	--	Cylinder Complete, 2 1/2" x 20" (Part Number Stamped On Barrel)
B	GR1925	1	Seal Kit, Includes: (2) O-Rings, (1) Back-Up Ring, (1) U-Cup, (1) Wiper, (1) Piston Ring, (1) T-Seal

* Item is part of seal kit, item can not be purchased individually.

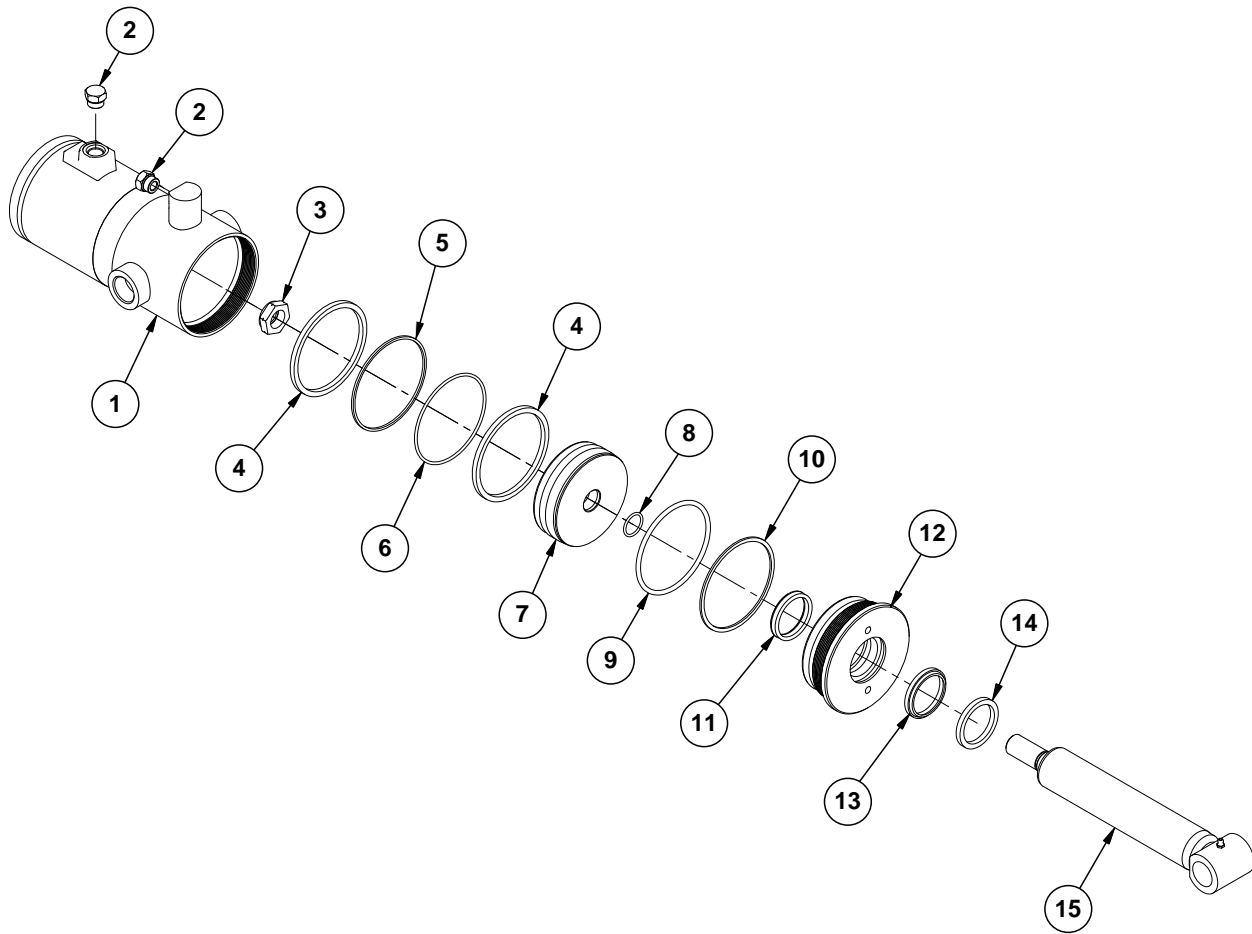
(IP1249)



ITEM	PART NO.	QTY.	DESCRIPTION
1	A7220	1	Barrel (Non-Stock Item)
2	G6408-08 GR1037	2 -	Plug W/O-Ring, 3/4"-16 O-Ring O-Ring
3	G10972	1	Lock Nut, 1 1/4"-12
4	*D12040	2	Cast Iron Ring
5	*D12072	1	Piston Seal
6	*D12224	1	Expander
7	GD11992	1	Piston
8	*D12223	1	O-Ring
9	GD11991	1	Rod
10	*D12221	1	O-Ring
11	*D12222	1	Backup Ring
12	*D12252	1	U-Cup
13	GD11988	1	Gland
14	*D12206	1	Wiper
15	GD12103	1	Ring
16	G10509	1	Hex Jam Nut, 1 1/4"-12, Grade 2
17	GA7221	1	Threaded Ball Joint End
A	GA8904	-	Cylinder Complete, 4" x 16" (Part Number Stamped On Barrel)
B	GR1524	-	Seal Kit, Includes: (2) O-Rings, (1) U-Cup, (1) Wiper, (1) Seal, (2) Cast Iron Rings, (1) Backup Ring, (1) Expander

* Item is part of seal kit, item can not be purchased individually.

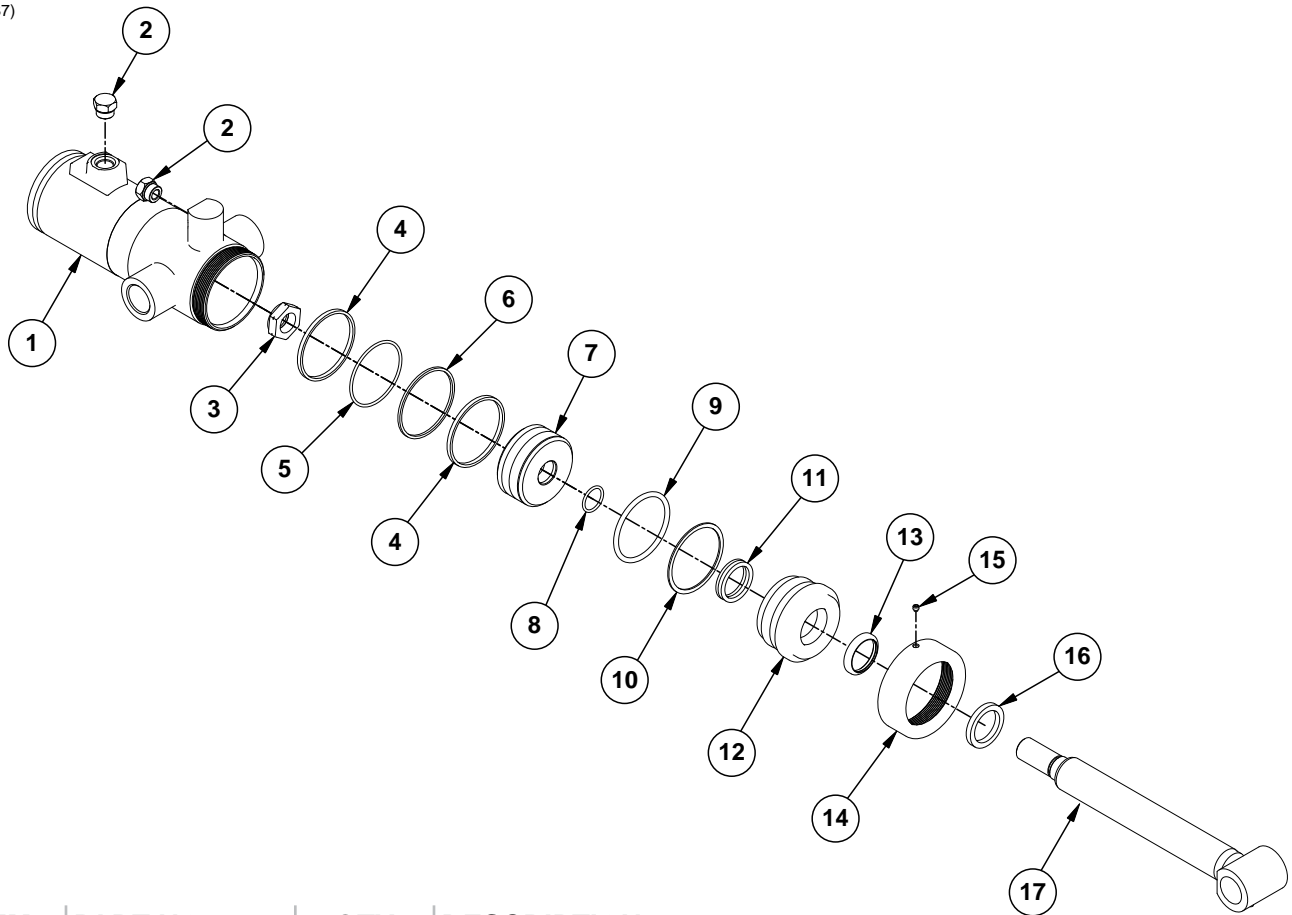
(IP1538)



ITEM	PART NO.	QTY	DESCRIPTION
1	A14278	1	Barrel (Non-Stock Item)
2	G6408-08 GR1037	2 -	Plug W/O-Ring, 3/4"-16 O-Ring O-Ring
3	GD27235	1	Nylon Lock Nut, 1"-14, Grade 8
4	*D12092	2	Cast Iron Piston Ring
5	*D12093	1	Piston Seal
6	*D12248	1	Energizer Seal
7	GD29651	1	Piston
8	*D29649	1	O-Ring, No. 215
9	*D12246	1	O-Ring, No. 348
10	*D12247	1	Back-up Ring
11	*D12255	1	U-Cup
12	GD12572	1	Gland
13	*D12240	1	Wiper, 2"
14	GD12106	1	Ring
15	GA20773 GA21590	1 -	Rod, Style A (Part Number Stamped On Barrel - A20772) Rod, Style B (Part Number Stamped On Barrel - A21589)
A	GA20772 GA21589	-- --	Cylinder Complete, 4 3/4" x 6" (Part Number Stamped On Barrel), Style A Cylinder Complete, 4 3/4" x 6.19" (Part Number Stamped On Barrel), Style B
B	GR2224	1	Seal Kit, Includes: (1)Wiper, (2) O-Rings, (1) Back-up Ring, (1) U-Cup, (1) Seal, (2) Cast Iron Rings, (1)Energizer Seal

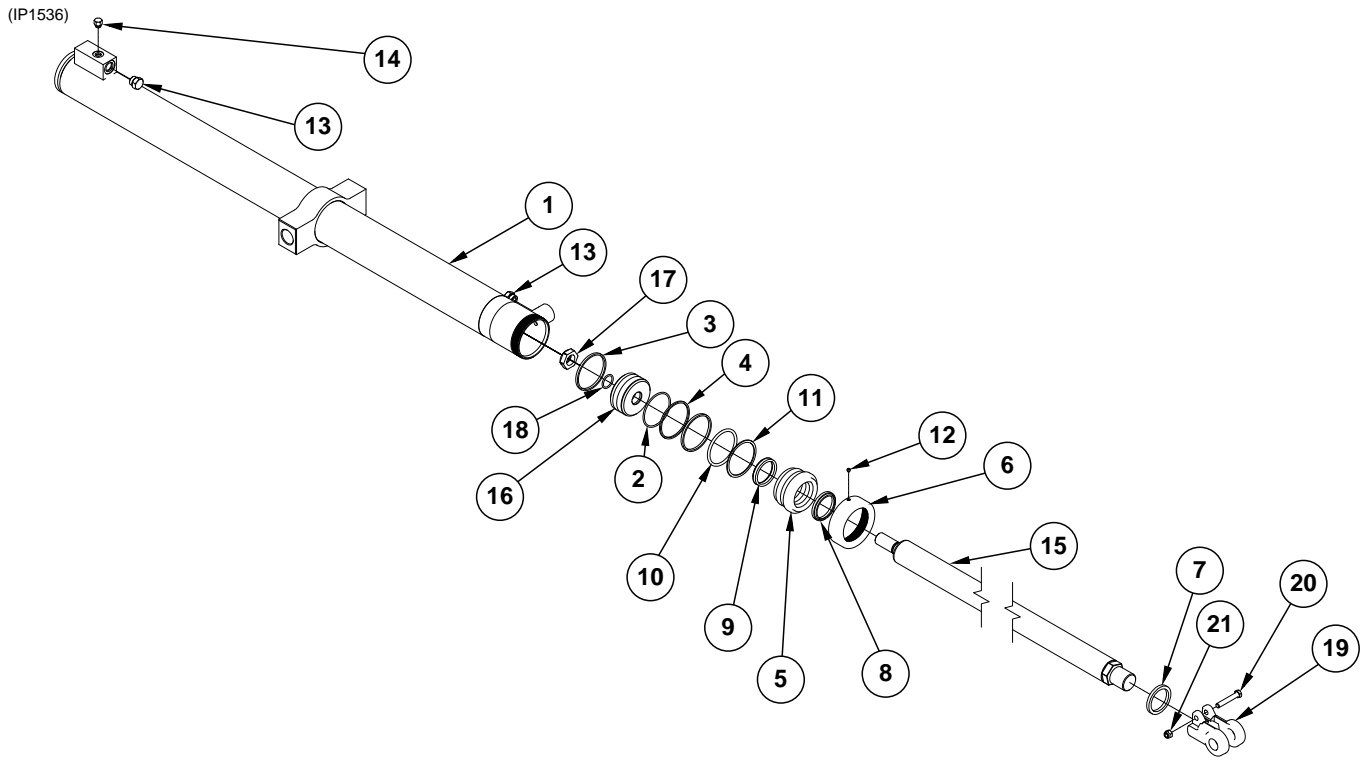
* Item is part of seal kit, item can not be purchased individually.

(IP1537)



ITEM	PART NO.	QTY	DESCRIPTION
1	GA9467	1	Barrel (Non-Stock Item)
2	G6408-08 GR1037	2 -	Plug W/O-Ring, 3/4"-16 O-Ring O-Ring
3	GD27235	1	Nylon Lock Nut, 1"-14, Grade 8
4	*D12110	2	Cast Iron Piston Ring
5	*D12108	1	Piston Seal
6	*D12257	1	Energizer Seal
7	GD30291	1	Piston
8	*D29649	1	O-Ring, No. 215
9	*D12227	1	O-Ring, No. 336
10	*D12228	1	Back-Up Ring
11	*D12252	1	U-Cup
12	GD13302	1	Gland
13	*D12206	1	Wiper, 1 1/2"
14	GD13303	1	Cap
	G10907	1	Set Screw, 1/4"-20 x 1/4"
15	G10907	1	Set Screw, 1/4"-20 x 1/4"
16	GD12103	1	Ring
17	GA21592	1	Rod
A	GA21591	--	Cylinder Complete, 3 1/4" x 6.19" (<i>Part Number Stamped On Barrel</i>)
B	GR1573	--	Seal Kit, Includes: (1)Wiper, (2) O-Rings, (1) Back-up Ring, (1) U-Cup, (1) Seal, (2) Cast Iron Rings, (1)Energizer Seal

* Item is part of seal kit, item can not be purchased individually.

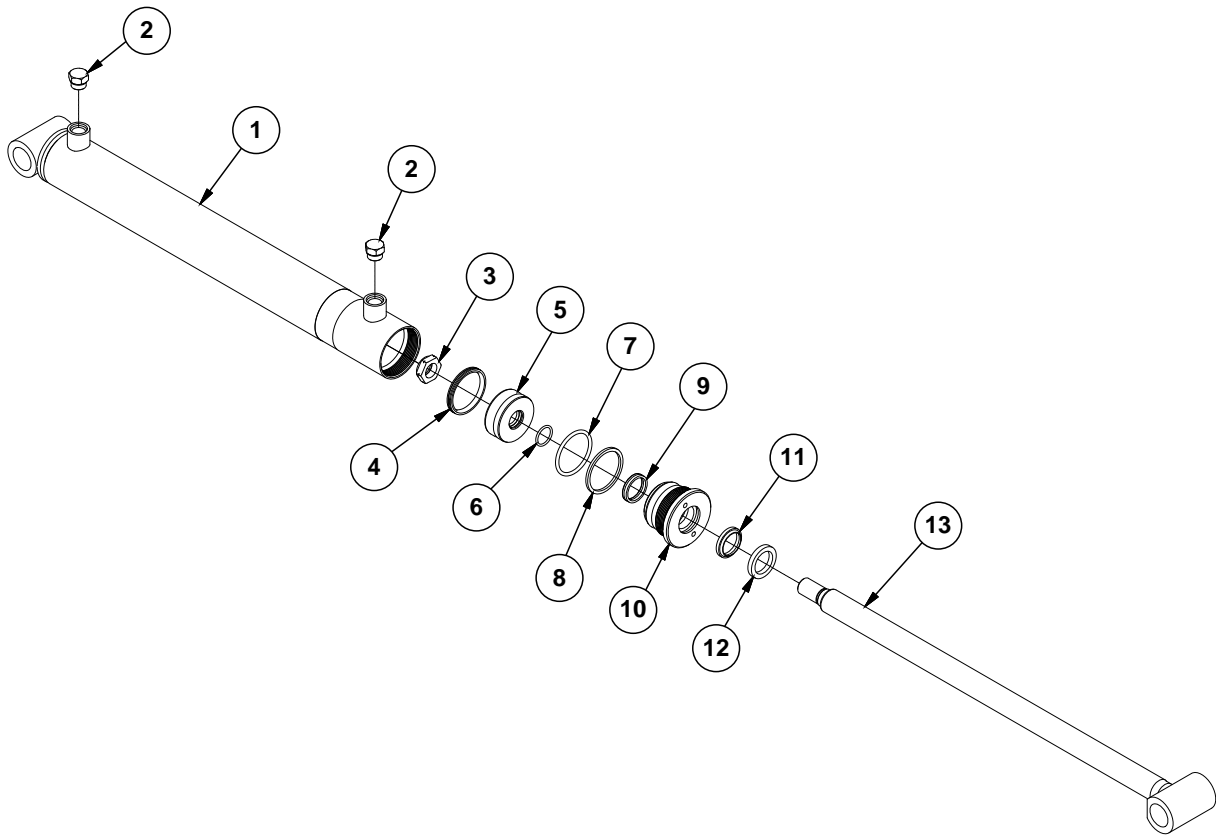


ITEM	PART NO.	QTY.	DESCRIPTION
1	A14275	1	Barrel (Non-Stock Item)
2	*D12108	1	Piston Seal
3	*D12110	2	Cast Iron Ring
4	*D12257	1	Expander
5	GD30881	1	Gland, 12 Row
	GD13307	1	Gland, 16 Row
6	GD13303	1	Cap
7	GD12105	1	Ring, 12 Row
	GD12106	1	Ring, 16 Row
8	*D12218	1	Wiper, 12 Row
	*D12240	1	Wiper, 16 Row
9	*D12254	1	U-Cup, 12 Row
	*D12255	1	U-Cup, 16 Row
10	*D12227	1	O-Ring
11	*D12228	1	Backup Ring
12	G10907	1	Set Screw, 1/4"-20 x 1/4"
13	G6408-08	2	Plug W/O-Ring, 3/4"-16 O-Ring
	GR1037	-	O-Ring
14	G6408-04	1	Plug W/O-Ring, 7/16"-20 O-Ring
	GR1465		O-Ring
15	GD30880	1	Rod, 12 Row
	GD30696	1	Rod, 16 Row
16	GD30697	1	Piston
17	GD27235	1	Nylon Lock Nut, 1"-14, Grade 8
18	*D29649	1	O-Ring, No. 215
19	GD30860	1	Clevis Rod
20	G10939	1	Hex Head Cap Screw, 3/8"-16 x 2 1/4"
21	G10108	1	Lock Nut, 3/8"-16
A	GA21813	---	Cylinder Complete, 3 1/4" x 48" (Part Number Stamped On Barrel), 12 Row
	GA21771	---	Cylinder Complete, 3 1/4" x 48" (Part Number Stamped On Barrel), 16 Row
B	GR2234	---	Seal Kit (12 Row), Includes: (1) Wiper, (1) Loaded U-Cup, (6) O-Rings, (3) BU Rings, (1) Piston Seal, (1) Energizer Seal, (1) Piston Ring
	GR2230	---	Seal Kit (16 Row), Includes: (1) Wiper, (1) Loaded U-Cup, (6) O-Rings, (4) BU Rings, (1) Piston Seal, (1) Energizer Seal, (1) Piston Ring

* Item is part of seal kit, item can not be purchased individually.

This page left blank intentionally.

(IP1533)

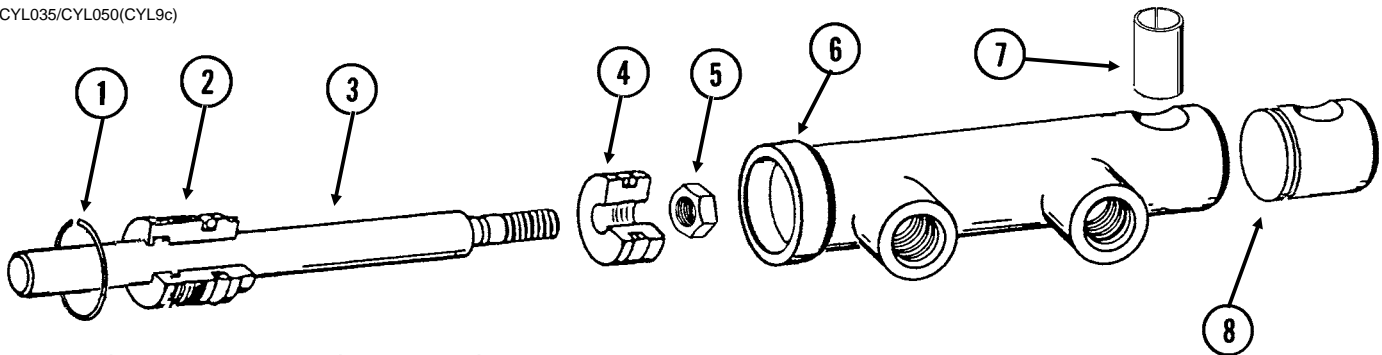


ITEM	PART NO.	QTY.	DESCRIPTION
1	A8822	1	Barrel (Non-Stock Item)
2	G6408-08 GR1037	2 -	Plug W/O-Ring, 3/4"-16 O-Ring O-Ring
3	GD27234	1	Nylon Lock Nut, 7/8"-14, Grade 8
4	*D12275	1	T-Seal
5	GD30401	1	Piston
6	*D30399	1	O-Ring, No. 119
7	*D12212	1	O-Ring, No. 330
8	*D12213	1	Back--Up Ring
9	*D12251	1	U-Cup
10	GD11985	1	Gland
11	*D12210	1	Wiper
12	GD12102	1	Ring
13	GA21114	1	Rod

A	GA21115	--	Cylinder Complete, 2 1/2" x 20 1/16" (Part Number Stamped On Barrel)
B	GR1522	--	Seal Kit, Includes: (1) T-Seal, (2) O-Rings, (1) Backup Ring, (1) U-Cup, (1) Wiper

* Item is part of seal kit, item can not be purchased individually.

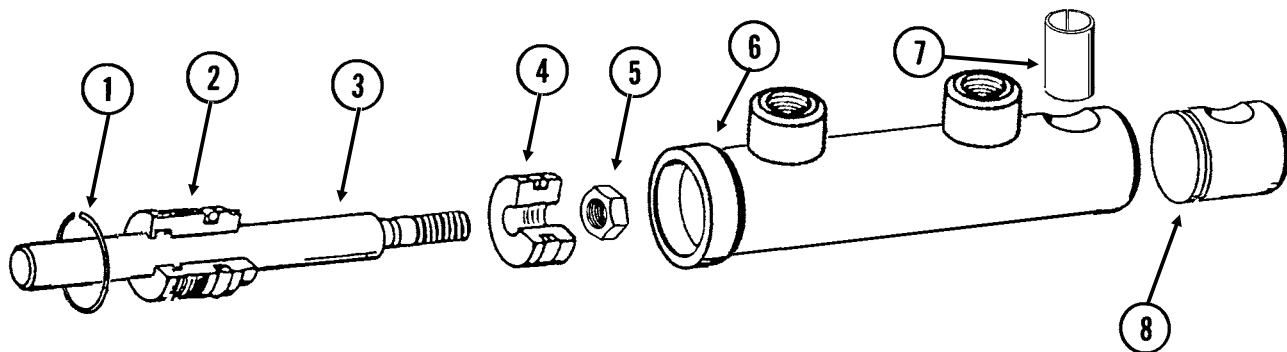
CYL035/CYL050(CYL9c)



ITEM	PART NO.	QTY.	DESCRIPTION
1	G10770	1	Internal Retaining Ring, 1 ¹ / ₁₆ "
2	GD13170	1	Gland
3	GD13425	1	Rod
4	GD13172	1	Piston
5	GD27232	1	Nylon Lock Nut, 1/2"-20, Grade 8
6	D13426	1	Barrel (Non-Stock Item)
7	GD13400	1	Tension Bushing, 1" x 2" Long
8	GD13173	1	End Cap
A	GA9559	-	Cylinder Complete, 1 ¹ / ₂ " x 2 ¹ / ₂ " <i>(Part Number Stamped On Barrel)</i>
B	GR1598	-	Seal Kit, Includes: (3) O-Rings, (2) BU Rings, (1) Wiper, (1) T-Seal, (1) Bronze Bushing, (1) Seal, (1) U-Cup

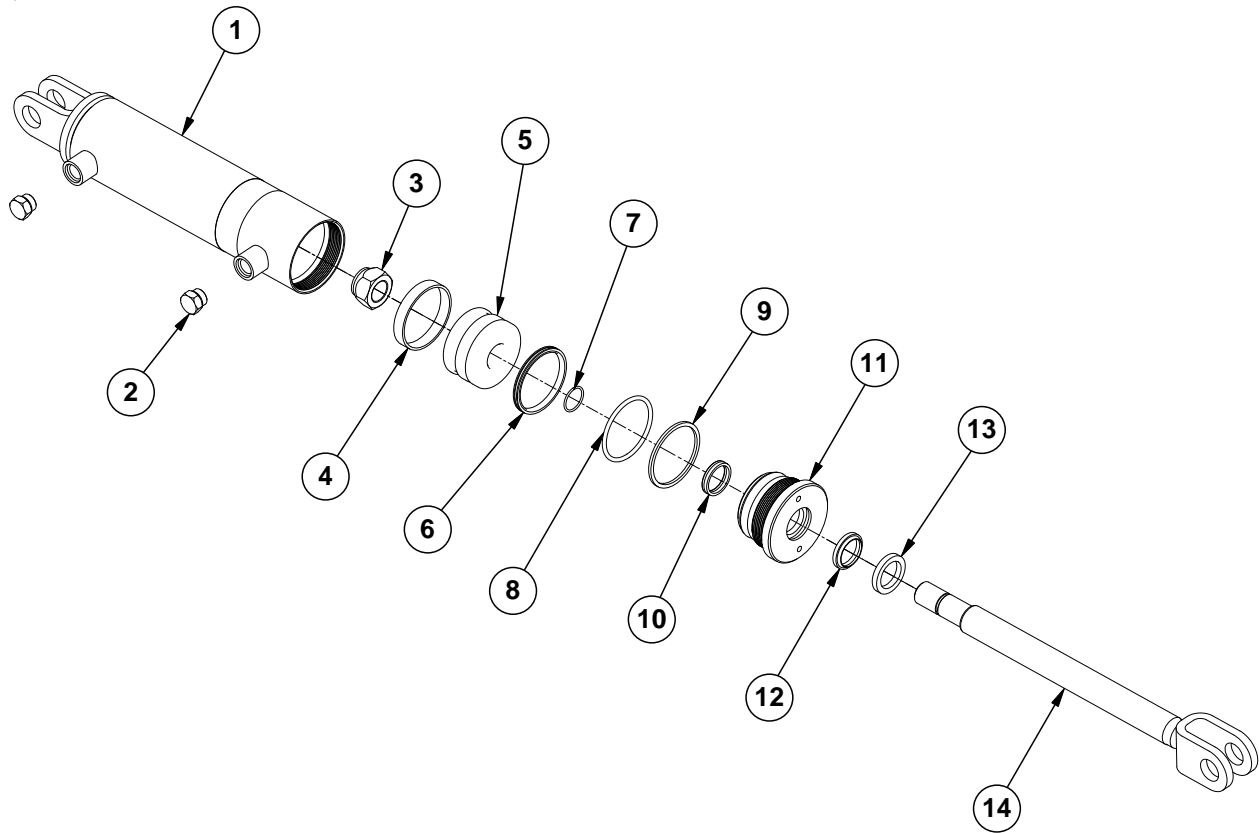
Tongue Lock Cylinder

CYL035(CYL9d)



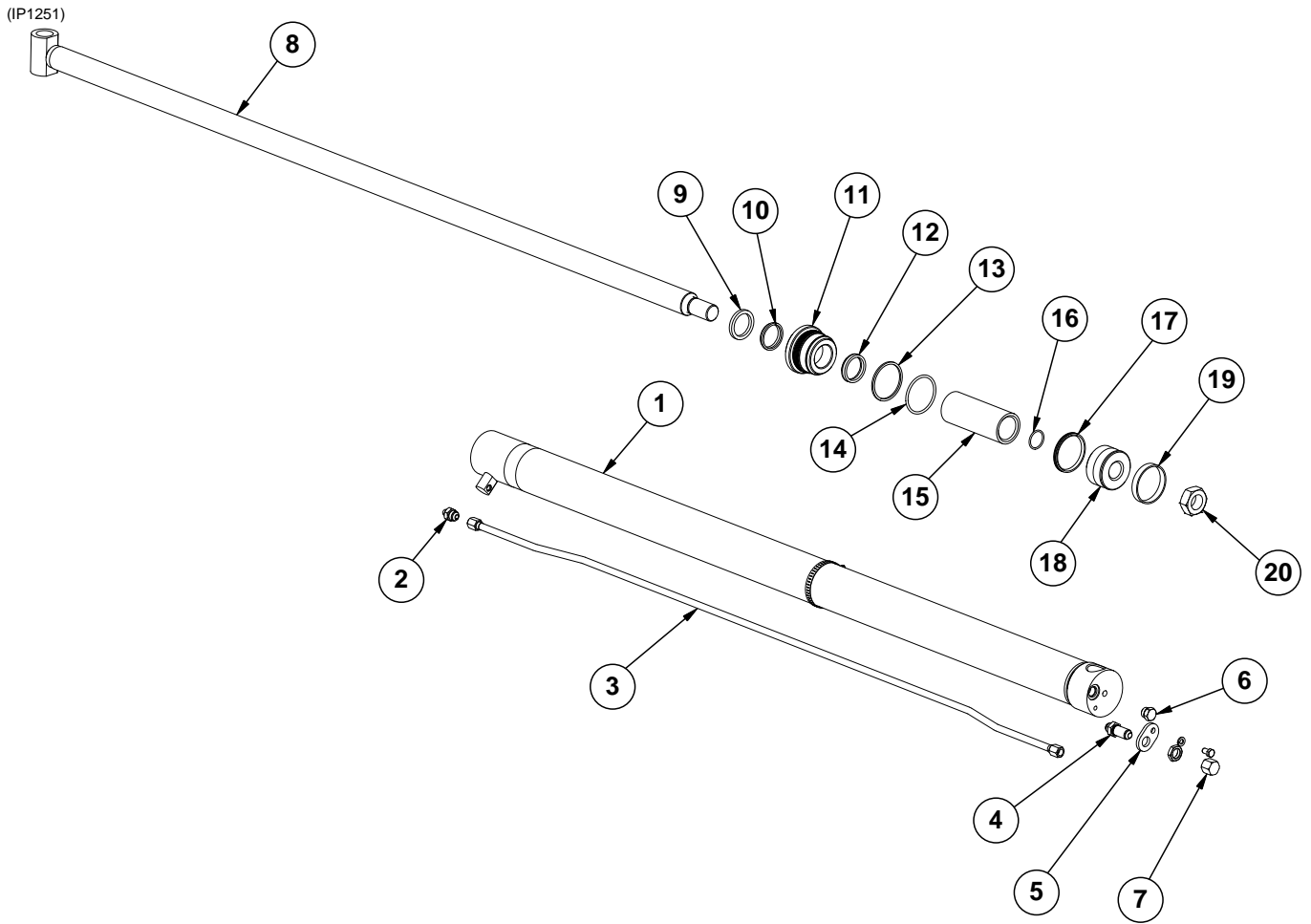
ITEM	PART NO.	QTY.	DESCRIPTION
1	G10770	1	Internal Retaining Ring, 1 ¹ / ₁₆ "
2	GD13170	1	Gland
3	GD13171	1	Rod
4	GD13172	1	Piston
5	GD27232	1	Nylon Lock Nut, 1/2"-20, Grade 8
6	D13169	1	Barrel (Non-Stock Item)
7	GD13400	1	Tension Bushing, 1" x 2" Long
8	GD13173	1	End Cap
A	GA9205	-	Cylinder Complete, 1 ¹ / ₂ " x 2 ¹ / ₂ " <i>(Part Number Stamped On Barrel)</i>
B	GR1598	-	Seal Kit, Includes: (3) O-Rings, (2) BU Rings, (1) Wiper, (1) T-Seal, (1) Bronze Bushing, (1) Seal, (1) U-Cup

(IP1285)



ITEM	PART NO.	QTY.	DESCRIPTION
1	A14480	1	Barrel (Non-Stock Item)
2	G6408-08 GR1037	2 -	Plug W/O-Ring, 3/4"-16 O-Ring O-Ring
3	G10958	1	Lock Nut, 1"-14
4	*D12047	1	Wear Ring
5	GD12502	1	Piston
6	*D12278	1	T-Seal
7	*D12226	1	O-Ring, No. 120
8	*D12202	1	O-Ring, No. 334
9	*D12203	1	BU Ring
10	*D12251	1	U-Cup
11	GD11999	1	Gland
12	*D12210	1	Wiper
13	GD12102	1	Ring
14	GA14478	1	Rod
A	GA14481	-	Cylinder Complete, 3" x 8" <i>(Part Number Stamped On Barrel)</i>
B	GR1526	1	Seal Kit, Includes: (1) Wear Ring, (2) O-Rings, (1) BU Ring, (1) U-Cup, (1) Wiper, (1) T-Seal

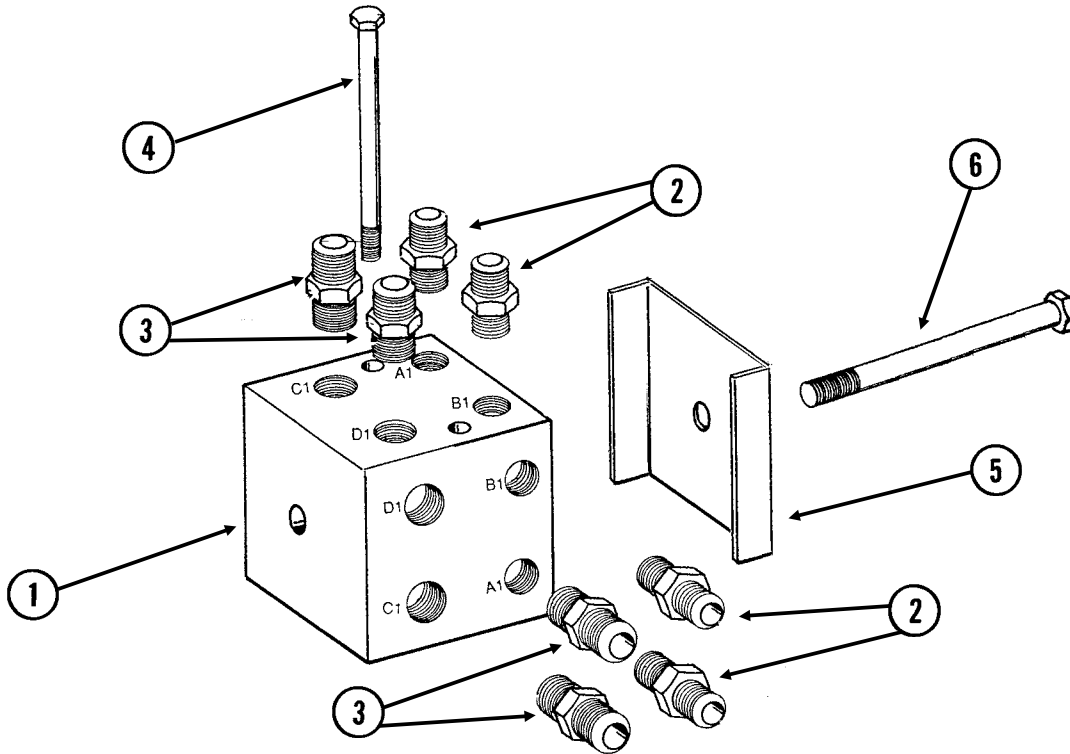
* Item is part of seal kit, item can not be purchased individually.



ITEM	PART NO.	QTY.	DESCRIPTION
1	A13937	1	Barrel, 12 Row (Non-Stock Item)
	A13953	-	Barrel, 16 Row (Non-Stock Item)
2	G6400-08-04	1	Connector W/O-Ring, 3/4"-16 Male JIC To 7/16"-20 O-Ring
	GR1465	-	O-Ring
3	GA13939	1	Hydraulic Tube Assembly, 62 ⁷ / ₈ ", 12 Row
	GA8979	-	Hydraulic Tube Assembly, 92 ¹ / ₁₆ ", 16 Row
	G10990	1	Hose Clamp, No. 52
4	G2700-08	1	Bulkhead Tube Union, 3/4"-16 Male JIC
	G306-08	1	Lock Nut, 3/4"-16
5	GD12597	1	Bracket
	G10328	1	Hex Head Cap Screw, 3/8"-16 x 5/8"
	G10229	1	Lock Washer, 3/8"
6	G6408-08	1	Plug W/O-Ring, 3/4"-16 O-Ring
	GR1037	-	O-Ring
7	G304-C-08	1	Cap Nut, 3/4"-16
8	GA13935	1	Rod Assembly, 12 Row
	GA8859	-	Rod Assembly, 16 Row
9	GD12104	1	Ring
10	*D12200	1	Wiper
11	GD11984	1	Gland
12	*D12253	1	U-Cup
13	*D12203	1	BU Ring
14	*D12202	1	O-Ring, No. 334
15	GD7147	1	Spacer
16	*D12204	1	O-Ring, No. 218
17	*D12278	1	T-Seal
18	GD11970	1	Piston
19	*D12047	1	Wear Ring
20	G10972	1	Lock Nut, 1 1/4"-12
A	GA13938	-	Cylinder Complete, 3" x 54", 12 Row (<i>Part Number Stamped On Barrel</i>)
B	GA13954	-	Cylinder Complete, 3" x 84", 16 Row (<i>Part Number Stamped On Barrel</i>)
C	GR1519	-	Seal Kit Includes: (2) O-Rings, (1) BU Ring, (1) Wear Ring, (1) Wiper, (1) U-Cup, (1) T-Seal

* Item is part of seal kit, item can not be purchased individually.

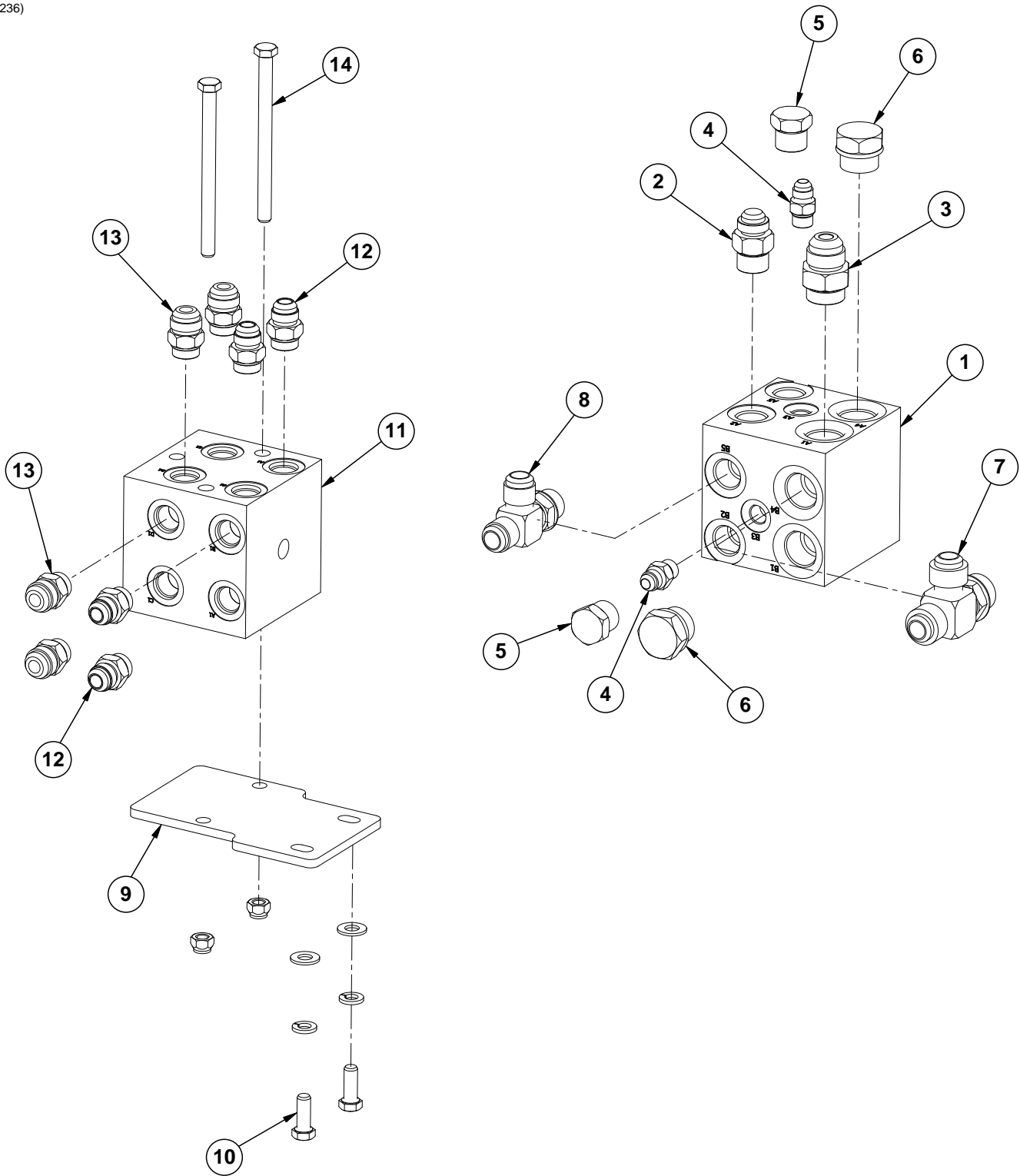
VVB036(TWL24k)



ITEM	PART NO.	QTY.	DESCRIPTION
1	GD9971	1	Manifold Block
2	G6400-08 GR1037	4 -	Connector W/O-Ring, 3/4"-16 Male JIC To O-Ring O-Ring
3	G6400-10-08 GR1037	4 -	Connector W/O-Ring, 7/8"-14 Male JIC To 3/4"-16 O-Ring O-Ring
4	G10172 G10229 G10101	2 2 2	Hex Head Cap Screw, 3/8"-16 x 5" Lock Washer, 3/8" Hex Nut, 3/8"-16
5	GD0740	1	Hose Clamp, 3/4" x 4" x 3 1/2"
6	G10871 G10228 G10102	1 1 1	Hex Head Cap Screw, 1/2"-13 x 6" Lock Washer, 1/2" Hex Nut, 1/2"-13

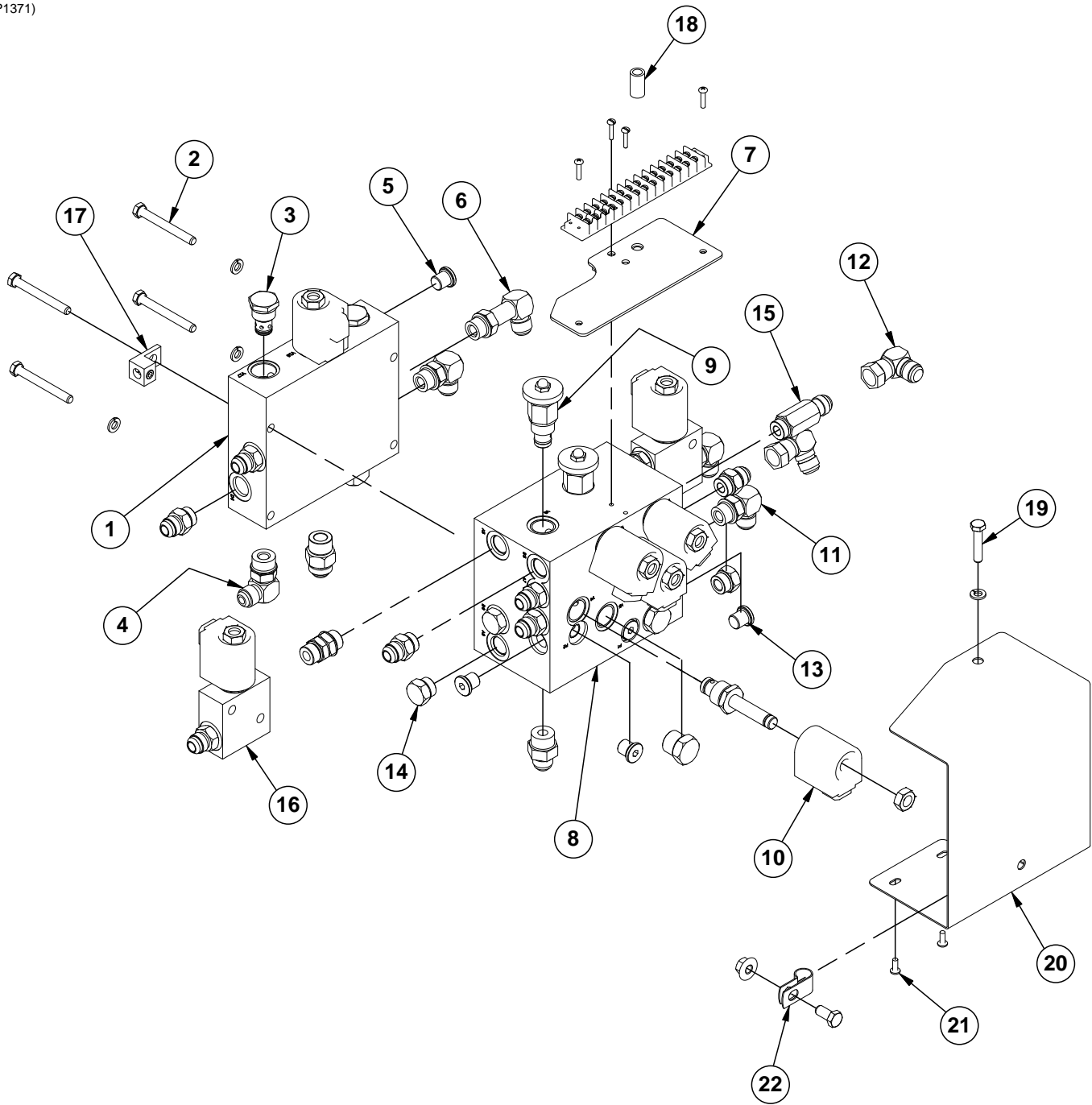
This page left blank intentionally.

(IP1236)



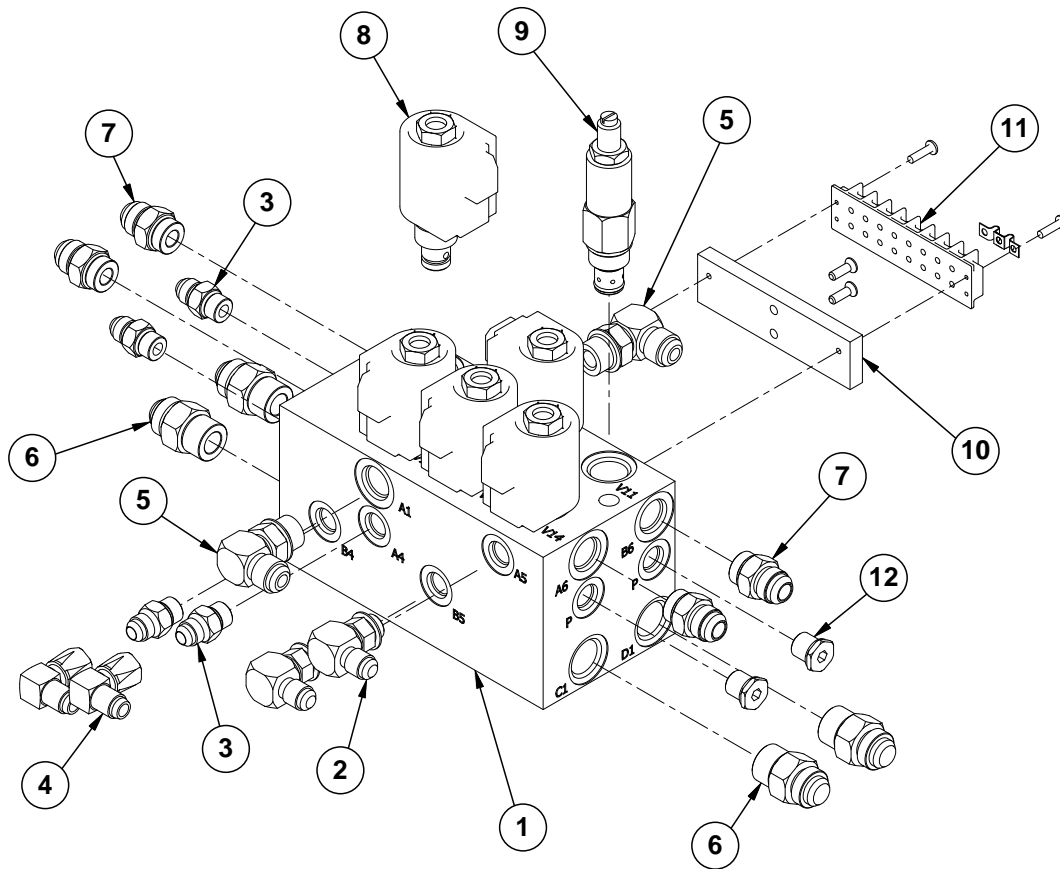
ITEM	PART NO.	QTY.	DESCRIPTION
1	GD20697	1	Fan Junction Block
2	G6400-10 GR1037	1 -	Connector W/O-Ring, 7/8"-14 Male JIC To O-Ring O-Ring
3	G6400-12 GR1467	1	Connector, W/O-Ring, 1 1/16"-12 Male JIC To O-Ring O-Ring
4	G6400-06 GR1045	2 -	Connector W/O-Ring, 9/16"-18 Male JIC To O-Ring O-Ring
5	G6408-10 GR1466	2 -	Plug W/O-Ring, 7/8"-14 O-Ring O-Ring
6	G6408-12	2	Plug W/O-Ring, 1 1/16"-12 O-Ring
7	G6804-12 GR1467	1 -	Adjustable Tee W/O-Ring, 1 1/16"-12 Male JIC To O-Ring O-Ring
8	G6804-10	1	Adjustable Tee W/O-Ring, 7/8"-14 Male JIC To O-Ring
9	GD20695	1	Extension Plate
10	G10001 G10229 G11387	2 2 2	Hex Head Cap Screw, 3/8"-16 x 1" Lock Washer, 3/8" Flat Washer, 3/8" SAE
11	GD9971	1	Manifold Block
12	G6400-08 GR1037	4 -	Connector W/O-Ring, 3/4"-16 Male JIC To O-Ring O-Ring
13	G6400-10-08 GR1037	4 -	Connector W/O-Ring, 7/8"-14 Male JIC To 3/4"-16 O-Ring O-Ring
14	G10172 G10108	2 2	Hex Head Cap Screw, 3/8"-16 x 5" Lock Nut, 3/8"-16

(IP1371)



ITEM	PART NO.	QTY.	DESCRIPTION
1	GD9977	1	Block
	G6801-08	1	Elbow W/O-Ring, 90°, 3/4"-16 Male JIC To O-Ring
	GR1037	-	O-Ring
	G6400-08	2	Connector W/O-Ring, 3/4"-16 Male JIC To O-Ring
	GR1037	-	O-Ring
	G6400-10	1	Connector W/O-Ring, 7/8"-14 Male JIC To O-Ring
	GR1466	-	O-Ring
	---	1	See "Solenoid Valve" on page P172
2	G10583	4	Hex Head Cap Screw, 5/16"-18 x 2 3/4"
	G10232	3	Lock Washer, 5/16"
3	GA4293	2	Check Valve
	GR2041	-	Seal Kit
4	G6801-08-10	2	Elbow W/O-Ring, 90°, 3/4"-16 Male JIC To 7/8"-14 O-Ring
	GR1466	-	O-Ring
	G6403-NWO-08	2	Adjustable Union, 3/4"-16 O-Ring
5	G6408-H06-O GR1045	1	Hex Socket Head Plug W/O-Ring, 9/16"-18 O-Ring O-Ring
6	G6801-L-08	1	Long Elbow W/O-Ring, 90°, 3/4"-16 Male JIC To O-Ring
	GR1037	-	O-Ring
7	GA13741	1	Terminal Strip Mount
	G11066	2	Phillips Pan Head Machine Screw, No. 10-24 x 3/4", Stainless Steel
	G11067	2	Phillips Pan Head Machine Screw, No. 8-32 x 3/4", Stainless Steel
	GA9097	1	Terminal Strip W/Screws, No. 6, 14 Terminal
	GD13310	3	Jumper, 7/16"
8	GD9533	1	Block
	G6408-10	2	Plug W/O-Ring, 7/8"-14 O-Ring
	GR1466	-	O-Ring
	G6400-08	7	Plug W/O-Ring, 3/4"-16 O-Ring
	GR1037	-	O-Ring
9	GA3413	2	Flow Control Valve
10	---	6	See "Solenoid Valve" on page P172
11	G6801-08	2	Elbow W/O-Ring, 90°, 3/4"-16 Male JIC To O-Ring
	GR1037	-	O-Ring
12	G6500-08	2	Swivel Elbow, 90°, 3/4"-16 Male JIC To Female
13	G6408-H06-O	5	Hex Socket Head Plug W/O-Ring, 9/16"-18 O-Ring
	GR1045	-	O-Ring
14	G6408-08	4	Plug W/O-Ring, 3/4"-16 O-Ring
	GR1037	-	O-Ring
15	G6400-L-08	1	Long Connector W/O-Ring, 3/4"-16 Male JIC To O-Ring
16	GD14528	2	Valve Block
17	GA3584	1	Ground Clamp
18	GD8066-02	1	Sleeve, 1" Long
19	G10133	1	Hex Head Cap Screw, 5/16"-18 x 1 1/2"
	G10232	1	Lock Washer, 5/16"
20	GD13146	1	Valve Block Cover
21	G10977	2	Phillips Pan Head Machine Screw, No. 10-24 x 1/2", Stainless Steel
22	GD13348	1	Insulated Clamp, 1 1/16"
	G10002	1	Hex Head Cap Screw, 3/8"-16 x 3/4"
	G11091	1	Serrated Flange Nut, 3/8"-16
A	GR0764	-	Seal Kit, Includes: (2) O-Rings, (1) BU Ring

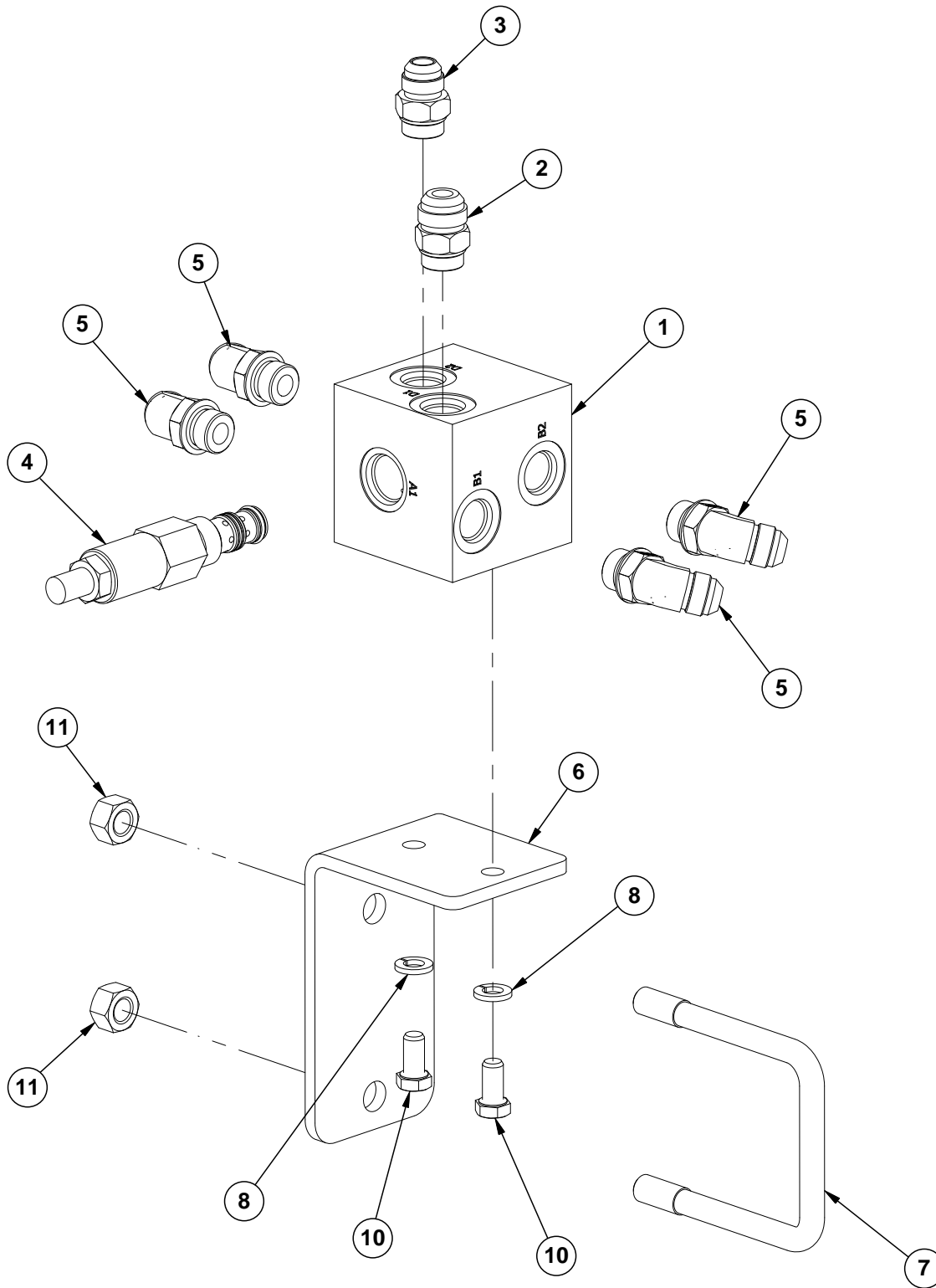
(IP1110/IP1111)



ITEM	PART NO.	QTY.	DESCRIPTION
1	GD9905	1	Block
2	G6801-06 GR1045	2 -	Elbow W/O-Ring, 90°, 1/16"-18 Male JIC To O-Ring O-Ring
3	G6400-06 GR1045	4 -	Connector W/O-Ring, 1/16"-18 Male JIC To O-Ring O-Ring
4	G6500-06	2	Swivel Elbow, 90°, 1/16"-18 Male JIC To Female
5	G6801-08 GR1037	2 -	Elbow W/O-Ring, 90°, 3/4"-16 Male JIC To O-Ring O-Ring
6	G6400-10 GR1466	4 -	Connector W/O-Ring, 7/8"-14 Male JIC To O-Ring O-Ring
7	G6400-08 GR1037	4 -	Connector W/O-Ring, 3/4"-16 Male JIC To O-Ring O-Ring
8	---	-	See "Solenoid Valve" on page P172
9	GA3407	-	Pressure Relief Valve, 1000 PSI
10	GD12818 G11068	1 2	Terminal Strip Mount Phillips Flat Head Machine Screw, No. 10-24 x 5/8", Stainless Steel
11	GA9098 GD13310 G11065	1 2 2	Terminal Strip W/Screws, No. 6, 8 Terminal Jumper, 7/16" Phillips Pan Head Machine Screw, No. 8-32 x 5/8", Stainless Steel
12	G6408-H06-0 GR1045	2 -	Hex Socket Head Plug W/O-Ring, 1/16"-18 O-Ring
A	GR0764	-	Seal Kit, Includes: (2) O-Rings, (1) BU Ring

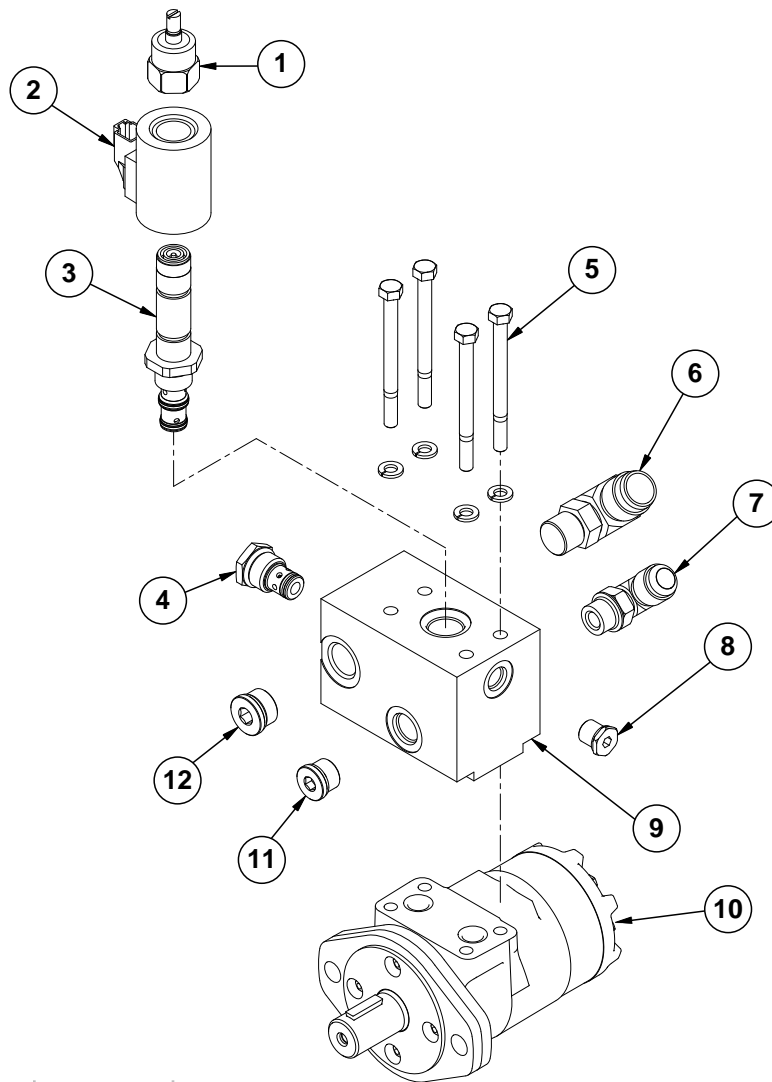
This page left blank intentionally.

(IP1256)



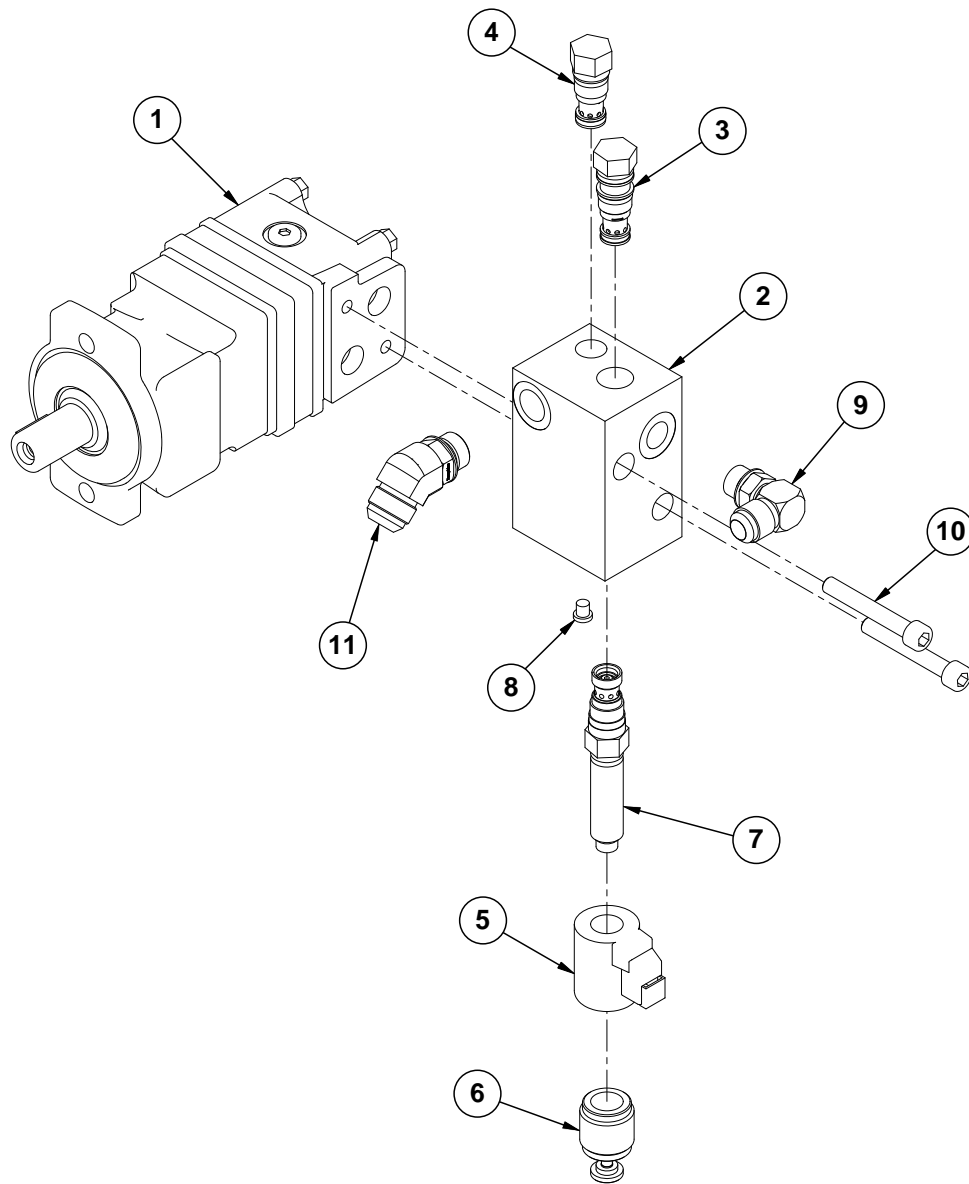
ITEM	PART NO.	QTY.	DESCRIPTION
1	GD20718	1	Wing Down Pressure Valve Block
2	G6400-10-08 GR1037	1 -	Connector W/O-Ring, 7/8"-14 Male JIC To 3/4"-16 O-Ring O-Ring
3	G6400-08 GR1037	1 -	Connector W/O-Ring, 3/4"-16 Male JIC To O-Ring O-Ring
4	GA14489 GR2043	1 -	Pressure Reducing Relief Valve Seal Kit
5	G6802-08 GR1037	4 -	Elbow W/O-Ring, 45°, 3/4"-16 Male JIC To O-Ring O-Ring
6	GD20719	1	Wing Down Pressure Bracket
7	GD4743	1	U-Bolt, 3" x 3" x 1/2"-13
8	G10229	2	Lock Washer, 3/8"
9	---	-	---
10	G10002	2	Hex Head Cap Screw, 3/8"-16 x 3/4"
11	G10071	2	Serrated Flange Nut, 1/2"-13

(IP1076)



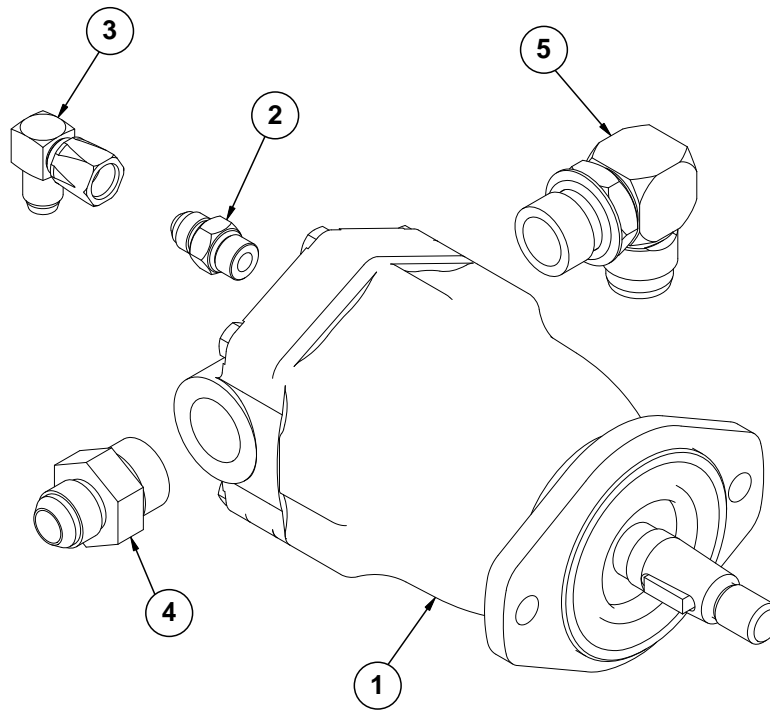
ITEM	PART NO.	QTY.	DESCRIPTION
1	GR1846	1	Manual Override
2	GA13079	1	Coil
3	GA13078	1	Proportional Valve
4	GA4293	1	Check Valve
	GR2041	-	Seal Kit
5	G11309	4	Hex Head Cap Screw, 5/16"-18 x 3 3/4"
	G10232	4	Lock Washer, 5/16"
6	G6801-12-10	1	Elbow W/O-Ring, 90°. 1 1/16"-12 Male JIC To 7/8"-14 O-Ring
	GR1466	-	O-Ring
7	G6801-10-08	1	Elbow W/O-Ring, 90°, 7/8"-14 Male JIC To 3/4"-16 O-Ring
	GR1037	-	O-Ring
8	G6408-H06-0	1	Hex Socket Head, 9/16"-18, O-Ring Plug
9	GD19440	1	Valve Block
10	GA13633	1	Hydraulic Motor
	GD18811	2	O-Ring, No. 112
11	G6408-H08-O	1	Hex Socket Head Plug W/O-Ring, 3/4"-16 O-Ring
	GR1037	-	O-Ring
12	G6408-H10-0	1	Hex Socket Head Plug W/O-Ring, 7/8"-14 O-Ring
A	GA14576	-	Hydraulic Motor Assembly
B	GR1939	-	Seal Kit (Hydraulic Motor)
C	GR0764	-	Seal Kit (Proportional Valve), Includes: (2) O-Rings, (1) BU Ring

(IP1276)



ITEM	PART NO.	QTY.	DESCRIPTION
1	GA13220	1	Hydraulic Motor
	GD18811	2	O-Ring, No. 112
2	GD18672	1	Valve Block
3	GA13224	1	Pressure Comp. Valve
4	GA13223	1	Check Valve
5	GA13222	1	Coil
6	GR1847	1	Manual Override
7	GA13221	1	Proportional Valve
8	G6408-H02-0	1	O-Ring Plug
9	G6801-10-08	1	Elbow W/O-Ring, 90°, 7/8"-14 Male JIC To 3/4"-16 O-Ring
	GR1037	-	O-Ring
10	G11258	2	Hex Socket Head Cap Screw, M10-1.5 x 2.75"
11	G6802-12-10	1	Elbow W/O-Ring, 90°. 1 1/16"-12 Male JIC To 7/8"-14 O-Ring
A	GA13791	-	Hydraulic Motor Assembly
B	GR1945	-	Seal Kit (Hydraulic Motor)
C	GR0764	-	Seal Kit (Proportional Valve), Includes: (2) O-Rings, (1) BU Ring

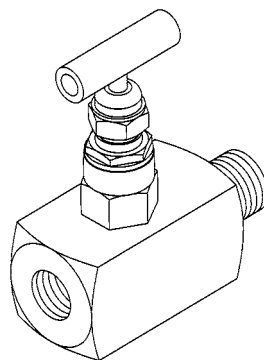
(METR21a)



ITEM	PART NO.	QTY.	DESCRIPTION
1	GA10149 GR2190 GR1734	1 - -	Hydraulic Motor Motor Key Seal Kit
2	G6400-06 GR1045	1 -	Connector W/O-Ring, 1/8"-18 Male JIC To O-Ring O-Ring
3	G6500-06	1	Swivel Elbow, 90°, 1/8"-18 Male JIC To Female
4	G6400-10-12 GR1467	1 -	Elbow W/O-Ring, 90°, 7/8"-14 Male JIC To 1 1/16"-12 O-Ring O-Ring
5	G6801-12 GR1467	1 -	Elbow W/O-Ring, 90°, 1 1/16"-12 Male JIC To O-Ring O-Ring

Optional Flow Control Needle Valve Kit

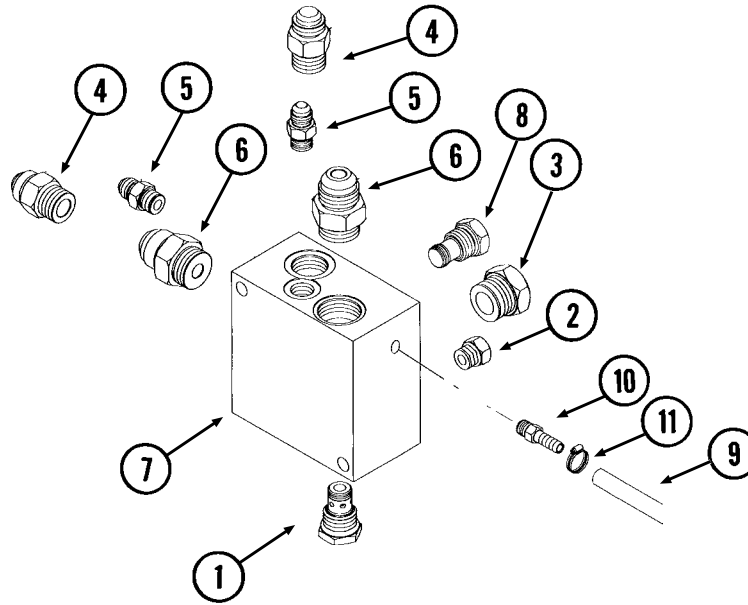
(A11650)



ITEM	PART NO.	QTY.	DESCRIPTION
1	G1K426	-	Needle Valve Kit W/Instructions

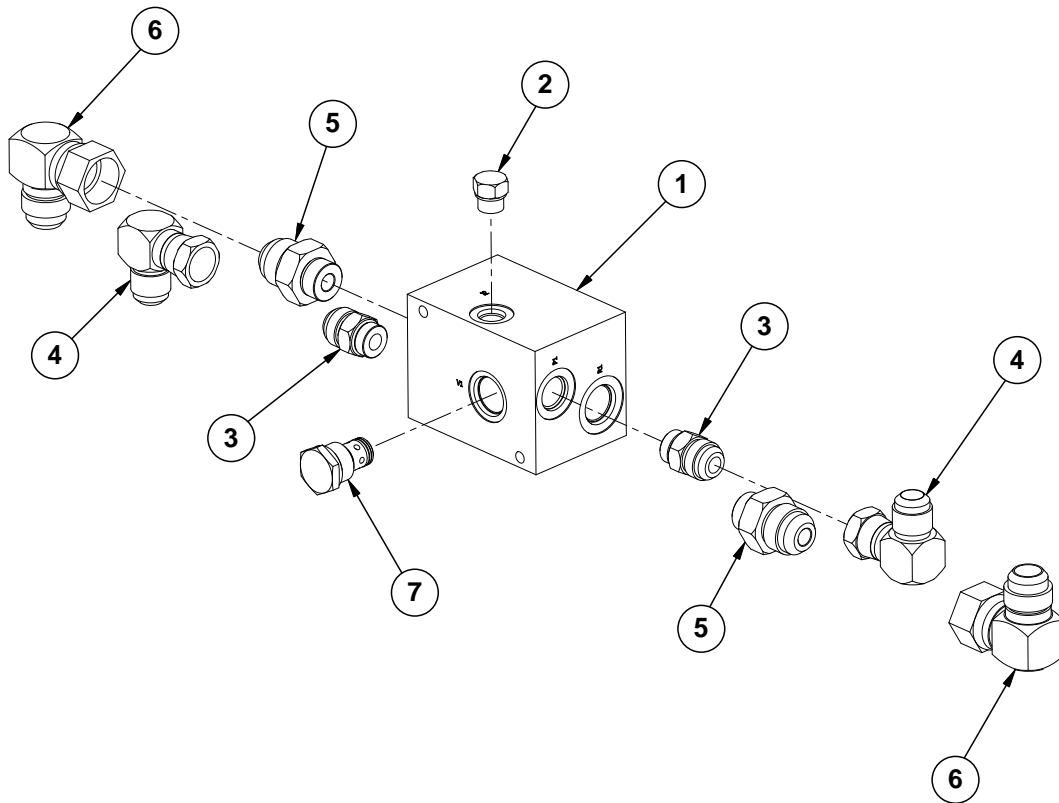
Vacuum Fan Motor Valve Block Assembly (Located Below Vacuum Fan Motor Assembly)

(A11068d)



ITEM	PART NO.	QTY.	DESCRIPTION
1	GA4293 GR2041	1 -	Check Valve Seal Kit
2	G6408-06 GR1045	1 -	Plug W/O-Ring, 9/16"-18 O-Ring O-Ring
3	G6408-12 GR1467	1 -	Plug W/O-Ring, 1 1/16"-12 O-Ring O-Ring
4	G6400-10 GR1466	2 -	Connector W/O-Ring, 7/8"-14 Male JIC To O-Ring O-Ring
5	G6400-06 GR1045	2 -	Connector W/O-Ring, 9/16"-18 Male JIC To O-Ring O-Ring
6	G6400-12 GR1467	2 -	Connector W/O-Ring, 1 1/16"-12 Male JIC To O-Ring O-Ring
7	GD16188	1	Valve Block
8	GA11934	1	Relief Valve Cartridge
9	GD6279-05	1	Clear Plastic Tubing, 9/16" O.D. x 60"
10	GD11700	1	Adapter, 1/4" NPT To 3/8" Barb
11	G10681	1	Hose Clamp, No. 6

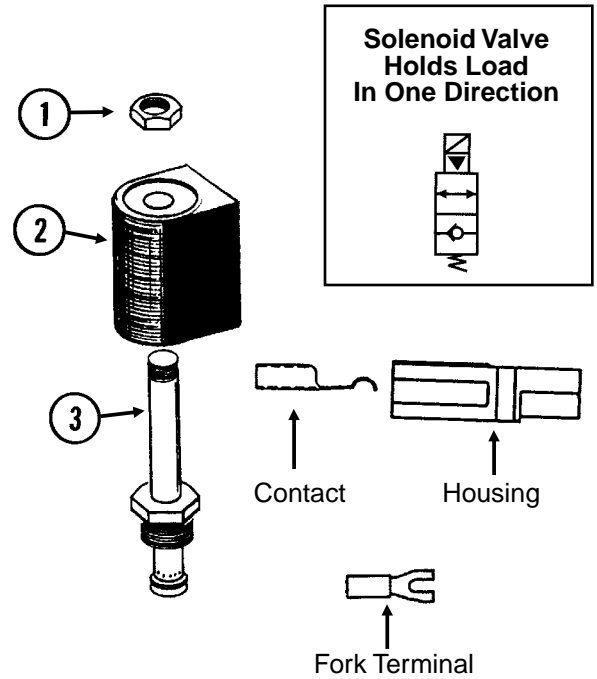
(IP1290)



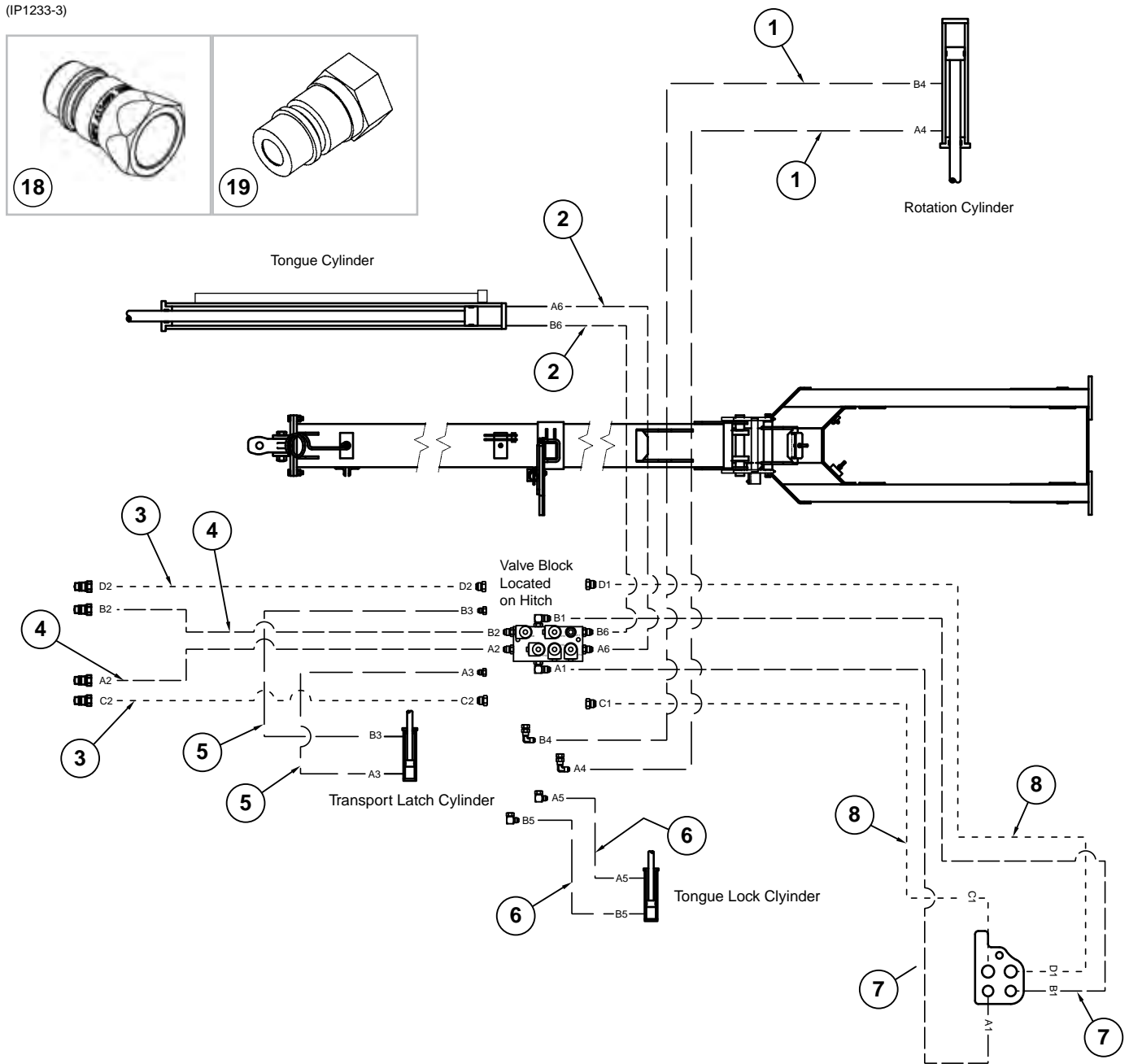
ITEM	PART NO.	QTY.	DESCRIPTION
1	GD19123	1	Bulk Fill Fan Block
2	G6408-06	1	Plug W/O-Ring, 9/16"-18 O-Ring
	GR1045	-	O-Ring
3	G6400-10-08	2	Connector W/O-Ring, 7/8"-14 Male JIC To 3/4"-16 O-Ring
	GR1037	-	O-Ring
4	G6500-10	2	Swivel Elbow, 90°, 7/8"-14 Male JIC To Female
5	G6400-12-10	2	Connector W/O-Ring, 1 1/16"-12 JIC To 7/8"-14 O-Ring
6	G6500-12	2	Swivel Elbow, 90°, 1 1/16"-12 Male JIC To Female
7	GA4293	1	Check Valve
	GR2041	-	Seal Kit

VVB019(TWL27c/TWL18/PLTR75c/A9481)

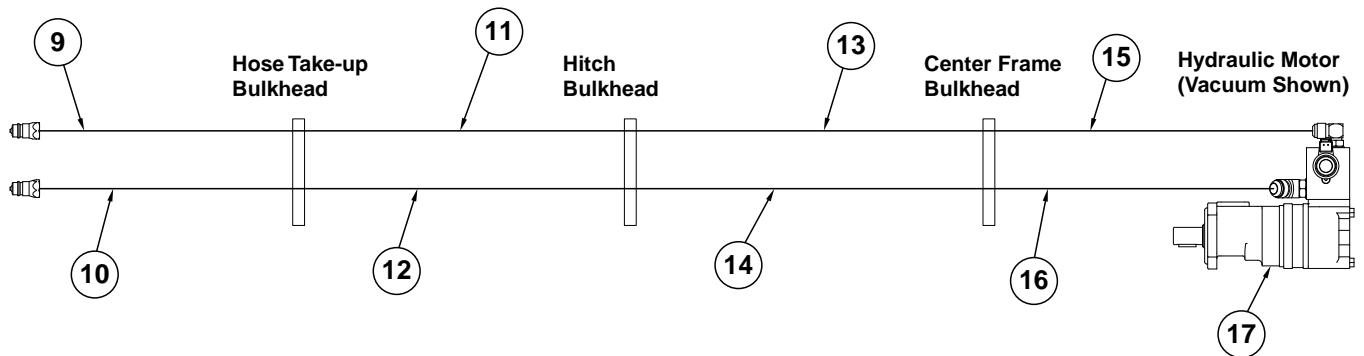
ITEM	PART NO.	QTY.	DESCRIPTION
1	GR0761	1	Special Hex Nut, 1/2"-20
2	G1K274	1	Coil Kit W/Contacts, Housings And Fork Terminals
	GD9529	2	Housing, Black
	GD9530	2	Contact
	G10996	2	Fork Terminal
3	GR0763	1	Cartridge
A	G1K275	-	Solenoid Valve Kit W/ Solenoid Valve, Contacts, Housings And Fork Terminals
	GD9529	2	Housing, Black
	GD9530	2	Contact
	G10996	2	Fork Terminal
B	GR0764	-	Seal Kit, Includes: (2) O-Rings, (1) BU Ring



(IP1233-3)



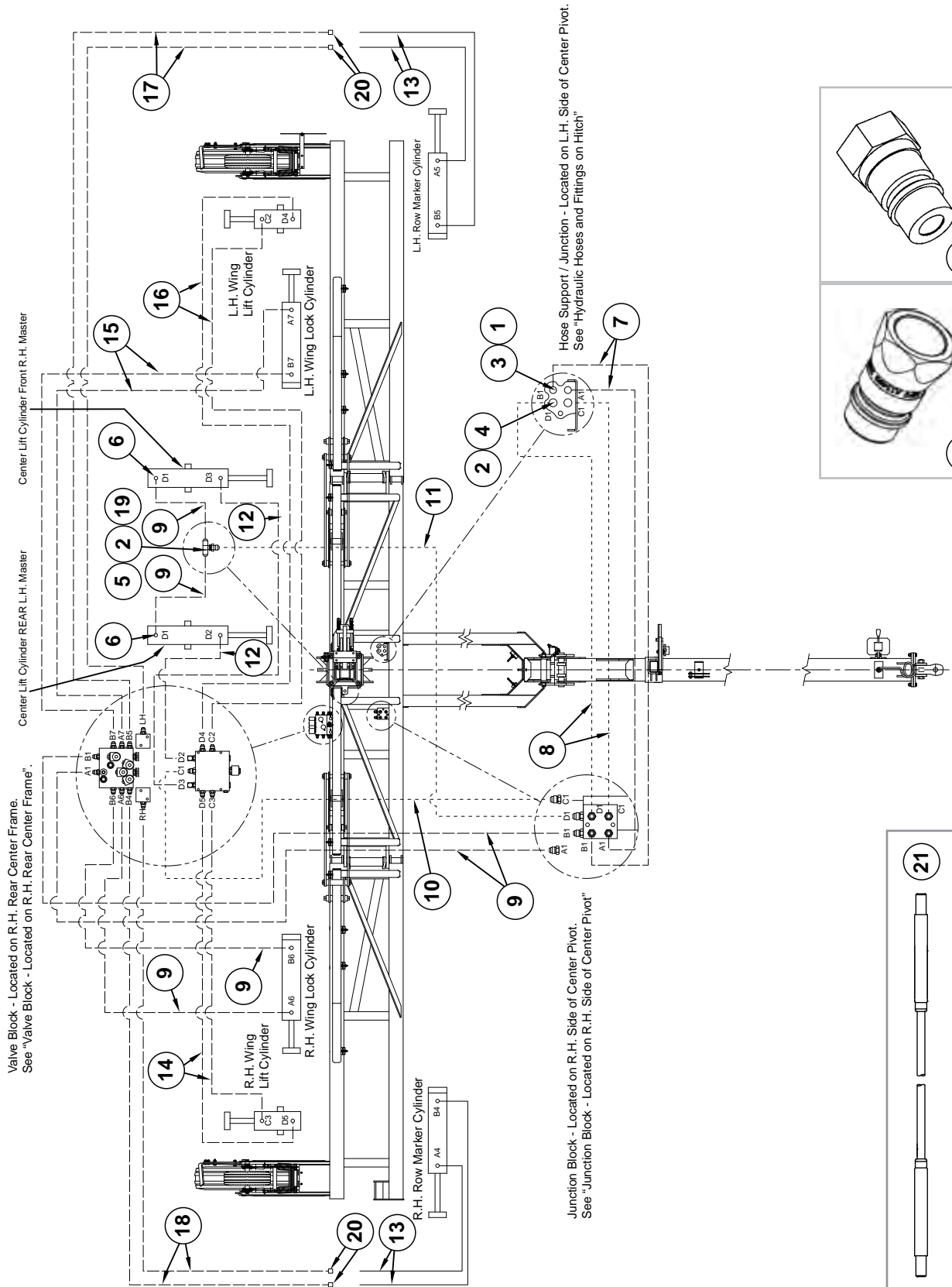
Hydraulic Drive



ITEM	PART NO.	QTY.	DESCRIPTION
1	*A1116	2	Hose Assembly, ¼" x 136"
2	*A3118	2	Hose Assembly, ⅜" x 80"
3	*A8266	2	Hose Assembly, ½" x 268", 16 Row 30"
	*A8207	-	Hose Assembly, ½" x 209", 12 Row 30"
4	*A12089	2	Hose Assembly, ⅜" x 269", 16 Row 30"
	*A12088	-	Hose Assembly, ⅜" x 209", 12 Row 30"
5	*A1129	2	Hose Assembly, ¼" x 168", 16 Row 30"
	*A1171	-	Hose Assembly, ¼" x 108", 12 Row 30"
6	*A1139	2	Hose Assembly, ¼" x 40", 12 Row 30" and 16 Row 30"
7	*A1041	2	Hose Assembly, ⅜" x 130"
8	*A1478	2	Hose Assembly, ½" x 128"
9	*A12754	1	Hose Assembly, ½" x 206", 12 Row 30"
	*A8266	1	Hose Assembly, ½" x 268", 16 Row 30"
10	*A11449	1	Hose Assembly, ⅝" x 206", 12 Row 30"
	*A11450	1	Hose Assembly, ⅝" x 266", 16 Row 30"
11	*A12751	1	Hose Assembly, ½" x 142½"
12	*A11442	1	Hose Assembly, ⅝" x 137½"
13	*A1464	1	Hose Assembly, ½" x 72"
14	*A11443	1	Hose Assembly, ⅝" x 73"
15	*A12756	1	Hose Assembly, ½" x 97"
16	*A11448	1	Hose Assembly, ⅝" x 100"
17	---	-	See "Hydraulic Motor Assembly (Mechanical)" on page P167 See "Hydraulic Motor Assembly (Vacuum)" on page P168
18	GA15499	-	Special Pioneer Coupler, Zero Pressure Return
	GD25522	-	Hydraulic Tip Cover
19	GD4086	-	ISO Coupler

* Hydraulic hose is not stocked by Kinze Repair Parts, but can be made available on a special order basis. Call for quote.

(IP1317)



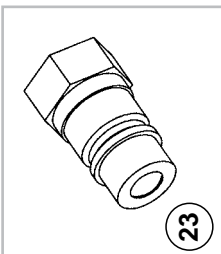
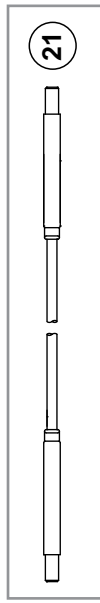
Valve Block - Located on R.H. Rear Center Frame.
See "Valve Block - Located on R.H. Rear Center Frame".

Center Lift Cylinder REAR L.H. Master

Center Lift Cylinder Front R.H. Master

Junction Block - Located on R.H. Side of Center Pivot.
See "Junction Block - Located on R.H. Side of Center Pivot"

Hose Support / Junction - Located on L.H. Side of Center Pivot.
See "Hydraulic Hoses and Fittings on Hitch"



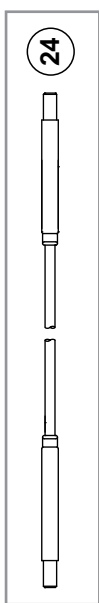
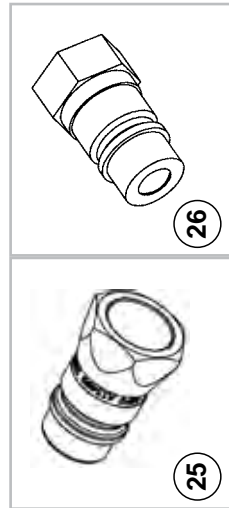
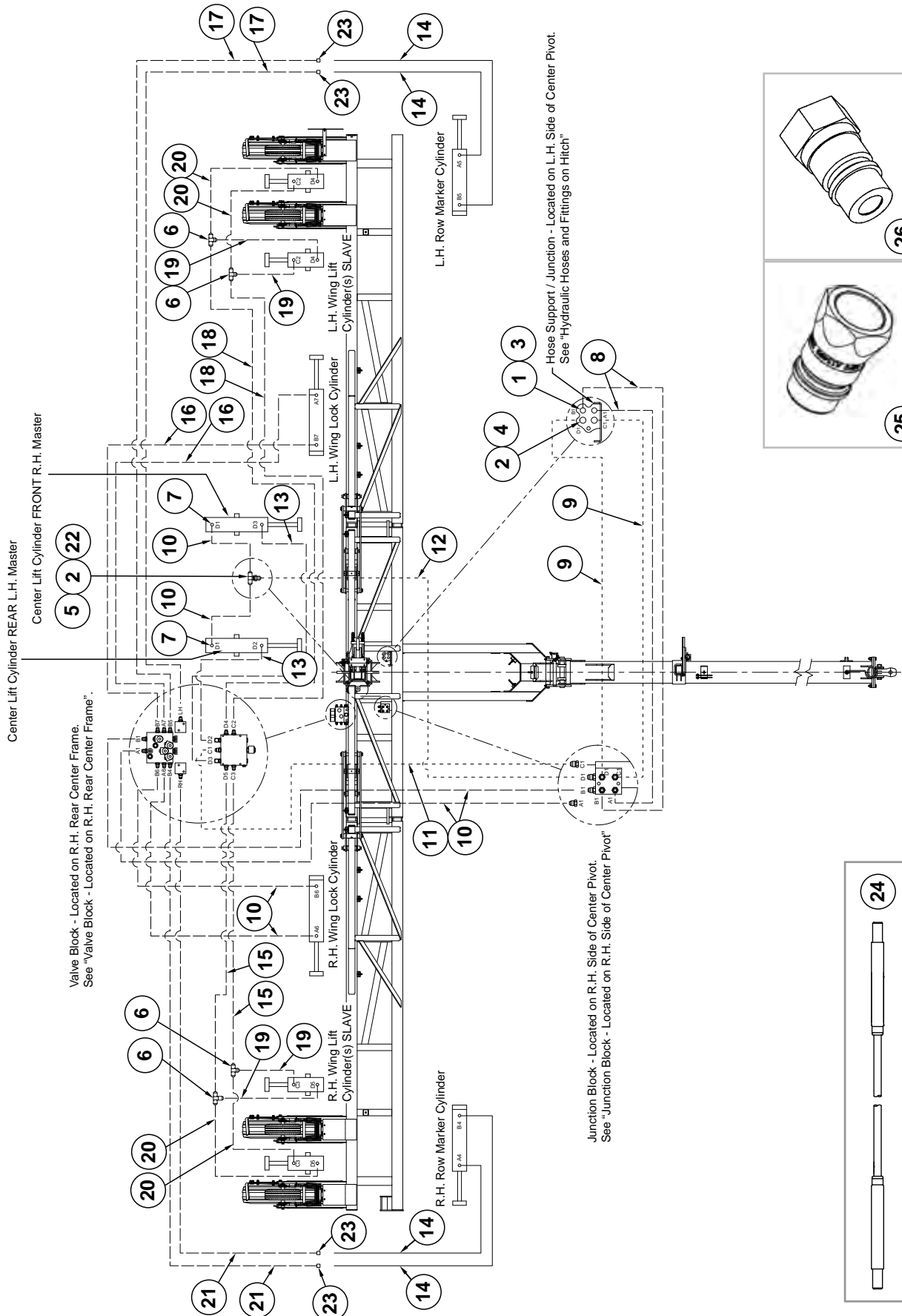
ITEM	PART NO.	QTY.	DESCRIPTION
1	G306-08	2	Lock Nut, 3/4"-16
2	G306-10	3	Lock Nut, 7/8"-14
3	G2700-08	2	Bulkhead Tube Union, 3/4"-16 Male JIC
4	G2700-10	2	Bulkhead Tube Union, 7/8"-14 Male JIC
5	G2703-08-08-10	1	Bulkhead Tee, 7/8"-14 Male JIC To 3/4"-16 JIC
6	G6400-08 GR1037	4 -	Connector W/O-Ring, 3/4"-16 Male JIC To O-Ring, O-Ring
7	*A12090	2	Hose Assembly, 3/8" x 63"
8	*A8267	2	Hose Assembly, 1/2" x 58"
9	*A1076	6	Hose Assembly, 3/8" x 30"
10	*A1424	1	Hose Assembly, 1/2" x 30"
11	*A1404	1	Hose Assembly, 1/2" x 41"
12	*A3131	2	Hose Assembly, 3/8" x 42"
13	*A3158	4	Hose Assembly, 3/8" x 46"
14	*A3154	2	Hose Assembly, 3/8" x 196"
15	*A1055	2	Hose Assembly, 3/8" x 66"
16	*A1033	2	Hose Assembly, 3/8" x 250"
17	*A12042	2	Hose Assembly, 3/8" x 228"
18	*A3117	2	Hose Assembly, 3/8" x 176"
19	G10235	1	Machine Bushing, 7/8", 14 Gauge
20	G2408-08	4	Plug, 3/4"-16
21	GA6608	-	Cable Assembly
22	GA15499 GD25522	- -	Special Pioneer Coupler, Zero Pressure Return Hydraulic Tip Cover
23	GD4086	-	ISO Coupler

* Hydraulic hose is not stocked by Kinze Repair Parts, but can be made available on a special order basis. Call for quote.

(IP1233-4)

16 Row Shown

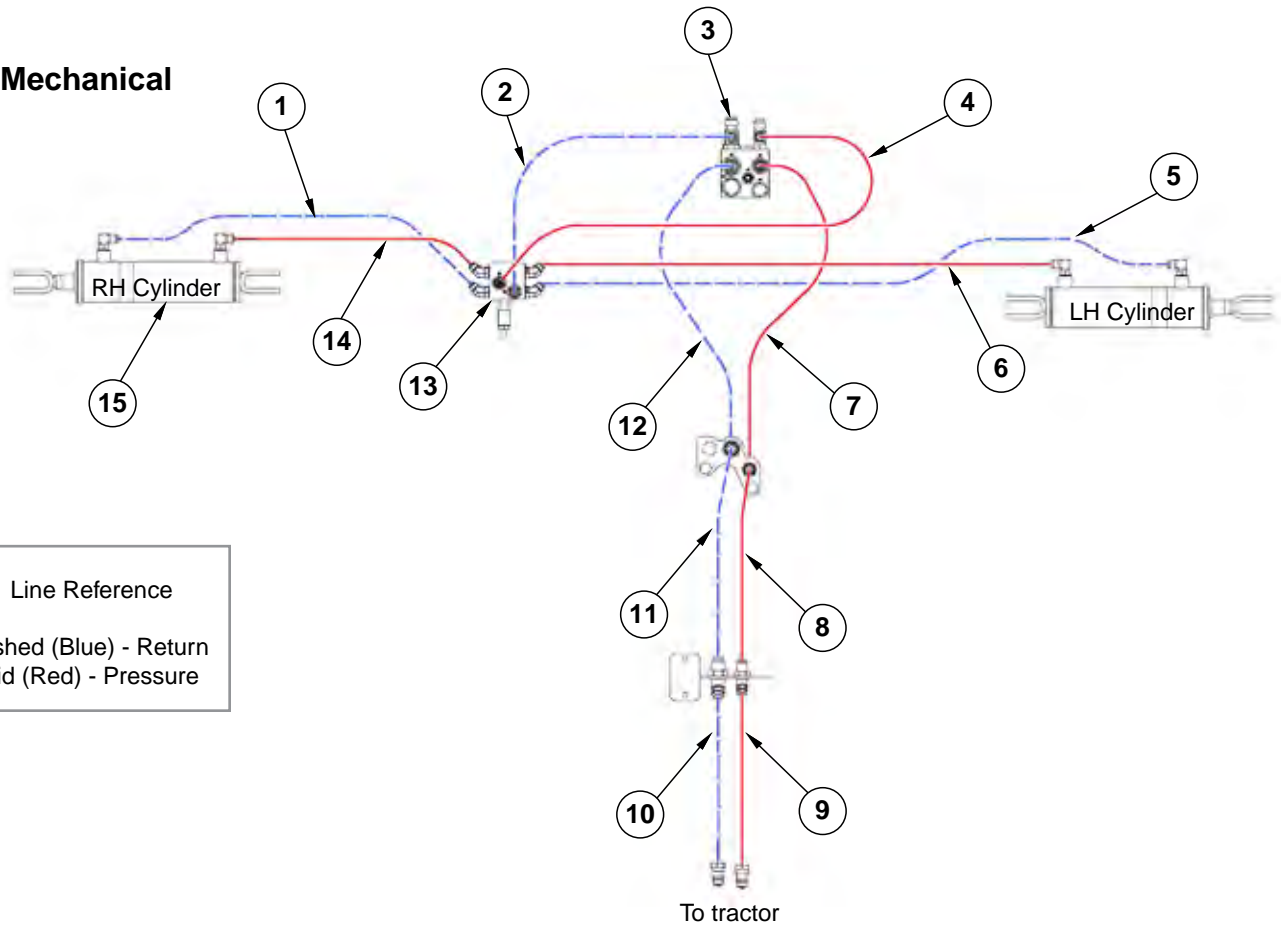
P177



ITEM	PART NO.	QTY.	DESCRIPTION
1	G306-08	2	Lock Nut, 3/4"-16
2	G306-10	3	Lock Nut, 7/8"-14
3	G2700-08	2	Bulkhead Tube Union, 3/4"-16 Male JIC
4	G2700-10	2	Bulkhead Tube Union, 7/8"-14 Male JIC
5	G2703-08-08-10	1	Bulkhead Tee, 7/8"-14 Male JIC To 3/4"-16 JIC
6	G2603-08	4	Tee, 3/4"-16 Male JIC
7	G6400-08 GR1037	4 -	Connector W/O-Ring, 3/4"-16 Male JIC To O-Ring
8	*A12090	2	Hose Assembly, 3/8" x 63"
9	*A8267	2	Hose Assembly, 1/2" x 58"
10	*A1076	6	Hose Assembly, 3/8" x 30"
11	*A1424	1	Hose Assembly, 1/2" x 30"
12	*A1404	1	Hose Assembly, 1/2" x 41"
13	*A3131	1	Hose Assembly, 3/8" x 42"
14	A3158	4	Hose Assembly, 3/8" x 46"
15	*A1057	2	Hose Assembly, 3/8" x 216"
16	*A1055	2	Hose Assembly, 3/8" x 66"
17	*A1097	2	Hose Assembly, 3/8" x 288"
18	*A1034	2	Hose Assembly, 3/8" x 272"
19	*A1033	-	Hose Assembly, 3/8" x 250"
20	*A3122	4	Hose Assembly, 3/8" x 10 1/2"
21	*A1018	4	Hose Assembly, 3/8" x 40"
22	*A12041	1	Hose Assembly, 3/8" x 244"
23	G10235	1	Machine Bushing, 7/8", 14 Gauge
24	G2408-08	4	Plug, 3/4"-16
25	GA6608	-	Cable Guide
26	GA15499 GD25522	- -	Special Pioneer Coupler, Zero Pressure Return Hydraulic Tip Cover
27	GD4086	-	ISO Coupler

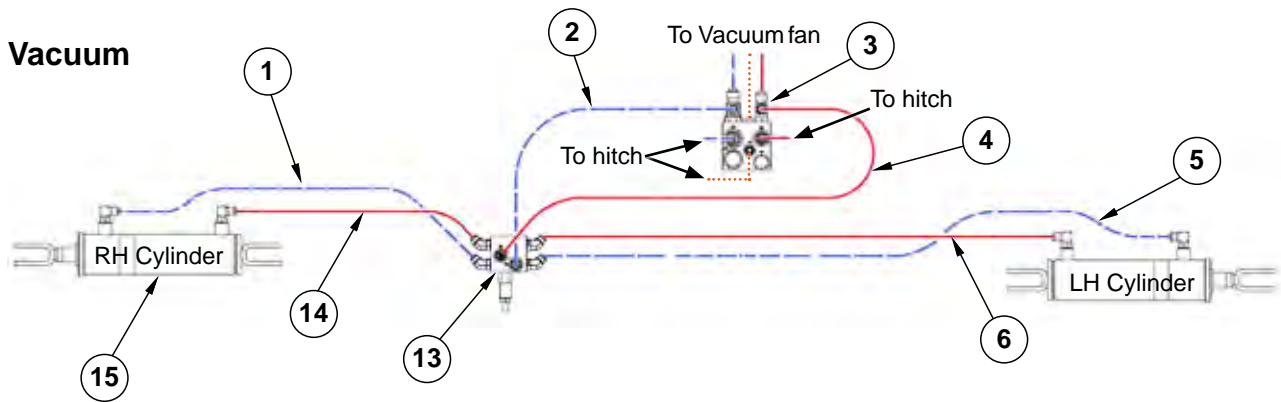
* Hydraulic hose is not stocked by Kinze Repair Parts, but can be made available on a special order basis. Call for quote.

Mechanical

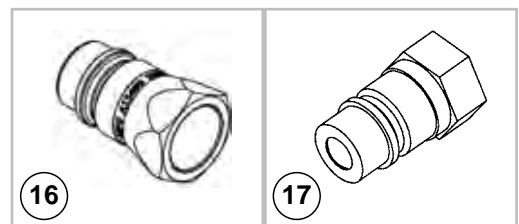


Line Reference
 Dashed (Blue) - Return
 Solid (Red) - Pressure

Vacuum



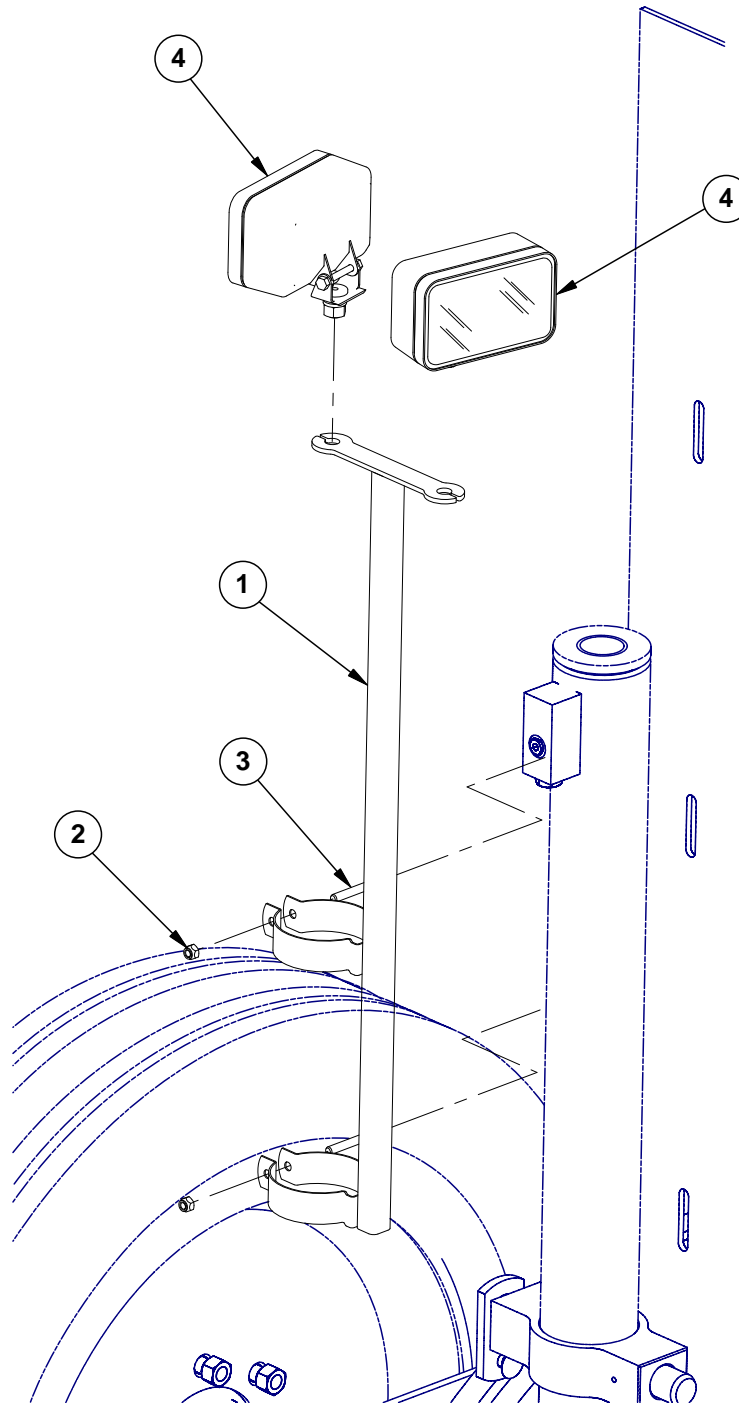
Line Reference
 Dashed (Blue) - Return
 Solid (Red) - Pressure
 Dotted (Orange) - Case Drain



ITEM	PART NO.	QTY.	DESCRIPTION
1	*A1021	1	Hose Assembly, 3/8" x 56"
2	*A12752	1	Hose Assembly, 1/2" x 23"
3	---	-	See "Junction/Valve Blocks - Located on R.H. Rear Center Frame" on page P159
4	*A12085	1	Hose Assembly, 3/8" x 26"
5	*A12076	1	Hose Assembly, 3/8" x 165"
6	*A3117	1	Hose Assembly, 3/8" x 176"
7	*A1464	1	Hose Assembly, 1/2" x 72"
8	*A12751	1	Hose Assembly, 1/2" x 142 1/2"
9	*A12754	1	Hose Assembly, 1/2" x 206", 12 Row
	*A8266	-	Hose Assembly, 1/2" x 268", 16 Row
10	*A11449	1	Hose Assembly, 5/8" x 206"
	*A11450	-	Hose Assembly, 5/8" x 266"
11	*A11442	1	Hose Assembly, 5/8" x 137 1/2"
12	*A11443	1	Hose Assembly, 5/8" x 73"
13	---	-	See "Wing Down Pressure Valve Block" on page P165
14	*A3158	1	Hose Assembly, 3/8" x 46"
15	---	-	See "Wing Down Pressure Cylinder" on page P154
16	GA15499	-	Special Pioneer Coupler, Zero Pressure Return
	GD25522	-	Hydraulic Tip Cover
17	GD4086	-	ISO Coupler

* Hydraulic hose is not stocked by Kinze Repair Parts, but can be made available on a special order basis. Call for quote.

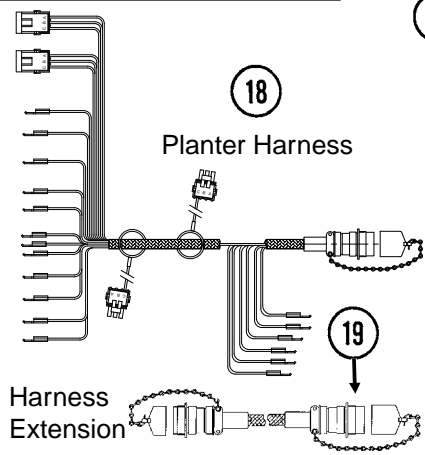
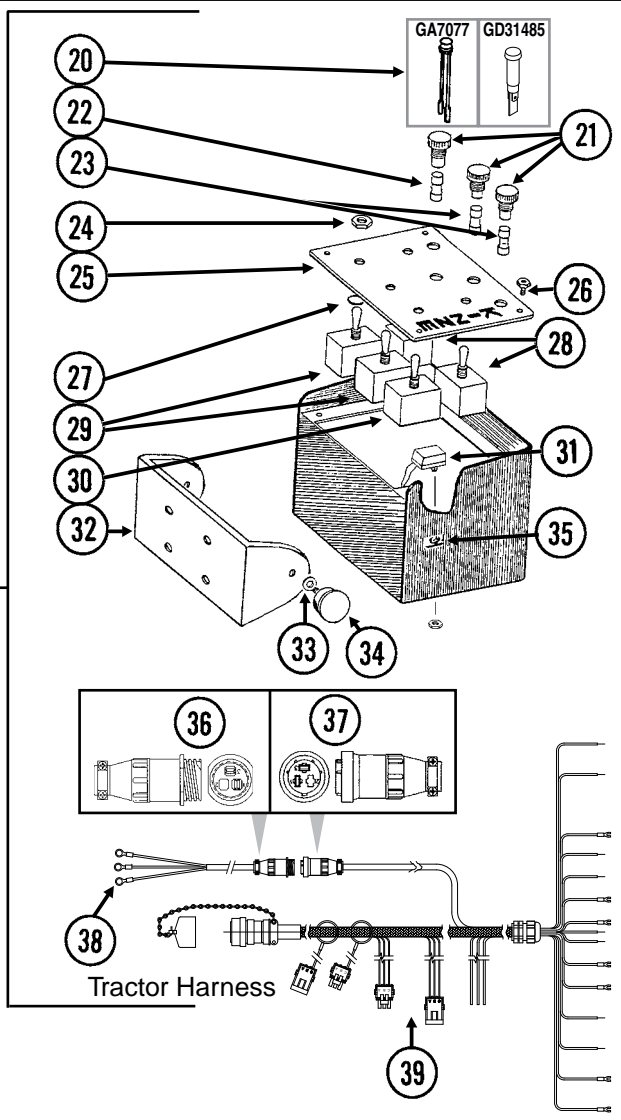
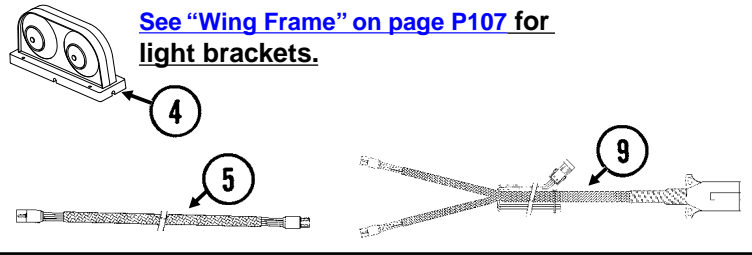
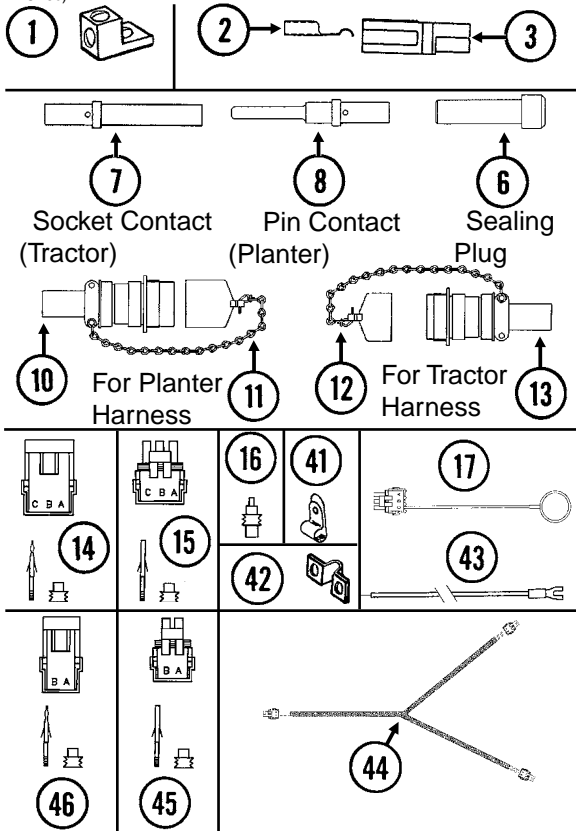
(IP1259)



ITEM	PART NO.	QTY.	DESCRIPTION
1	GA14571	1	Light Mount
2	G10109	2	Lock Nut, 5/16"-18, Grade 8
3	G10041	2	Hex Head Cap Screw, 5/16"-18 x 2"
4	GA15101 GR1981	2 -	Work Light Assembly Bulb H3-55W

This page left blank intentionally.

(TWL19a/TWL18/ELC14/ELC3a/ELC5c/MTR27a/ELC39/TWL26e/ELC8/A9481/ELC12b/MTR27i/A9689b/A10924ELC4/FF27b/FF27c/ELC38/A9201a/A9202a/TWL20g/ELC34/ELC35/ELC10c)

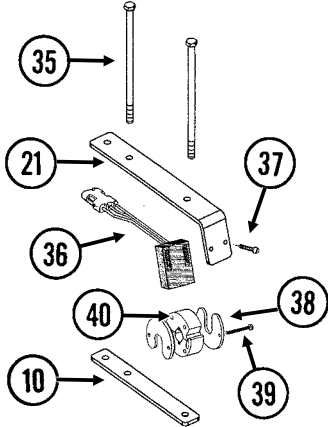


ITEM	PART NO.	QTY.	DESCRIPTION
1	GA3584	-	Ground Clamp
2	GD9530	-	Contact
3	GD9529	-	Housing, Black
	GD12726	-	Housing, Red
4	GA6699	1	Double Light Assembly (Shown)
	GA6700	1	Double Light Assembly
	GA6701	1	Single Amber Light Assembly
	GR1956	-	Amber Lens Kit, Includes: (1) Amber Lens, (1) Gasket, and (3) Hex Head Cap Screws
	GR1957	-	Red Lens Kit, Includes: (1) Red Lens, (1) Gasket, and (3) Hex Head Cap Screws
	GR1958	-	Black Cover Kit, Includes: (1) Black Cover, (1) Gasket, and (3) Hex Head Cap Screws
	GR1208	-	Bulb

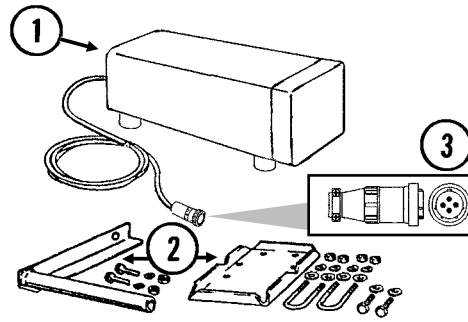
ITEM	PART NO.	QTY.	DESCRIPTION
5	GA9096	-	Harness Extension, 42"
6	GD8739	-	Sealing Plug, No. 12
7	GD8740	-	Socket Contact, No. 14
8	GD8741	-	Pin Contact, No. 14
9	GA9202	-	Wiring Harness W/7 Terminal Female Connector, 786" (2 Light Connections), 12 Row 30"
	GA9204	-	Wiring Harness W/7 Terminal Female Connector, 882" (2 Light Connections), 16 Row 30"
	GA5385	-	7 Terminal Female Connector
10	GA6109	1	Connector W/Cable Clamp, 23 Pin Capacity
11	GA7862	-	Dust Cap W/Chain
12	GA7863	-	Dust Cap W/Chain
13	GA6108	1	Connector W/Cable Clamp, 23 Socket Capacity
14	G1K248	-	3-Pin Female Connector Kit (Black), Includes: (3) 3-Pin Female Housings, (9) Pin Contacts, (9) Seals
15	G1K252	-	3-Pin Male Connector Kit (Black), Includes: (3) 3-Pin Male Housings, (9) Socket Contacts, (9) Seals
16	GD11089	-	Sealing Plug
17	GA8047	-	Dust Plug (Black)
18	GA16338	1	3600 Planter Cable, 12 Row 30"
	GA16339	-	3600 Planter Cable, 16 Row 30"
19	GA11736	-	Harness Extension W/Dust Caps, 180"
20	GA7077	1-4	Indicator Light
	GD31485	1	LED Indicator Light
21	GA2612	3-5	Fuse Holder W/Spade, 1 ³³ / ₅₀ "
22	GD2829	1-2	Fuse, 15 Amp, Type AGC
23	GD10243	2-6	Fuse, MDL 10 Amp Delay Action
24	GR1363	5	Hex Face Nut, 1 ⁵ / ₃₂ "-32
	GR1364	5	Internal Tooth Lock Washer, 1 ⁵ / ₃₂ "
25	GA8734	1	Cover Plate (Shown)
	GA8735	-	Cover Plate, Planters Equipped With Two-Speed Point Row Clutch
26	GR1292	4	Pan Head Screw, No. 8-32 x 1/2"
27	GD3860	-	O-Ring (If Applicable)
28	GA2528	2	Switch, 3 Position Toggle, On-Off-On
29	GA6978	2	Switch, 3 Position Toggle, Momentary On-Off-Momentary On
30	GA6977	1-2	Switch, 2 Position Toggle, On-Off
31	GA8731	1	Switch, Push Button W/Transformer
32	GD9896	1	Mounting Bracket
33	G11385	4	Flat Washer, 1/4" SAE
34	GA6975	2	Knob
35	GR1290	2	Cage Nut, 1/4"-20
36	G1K267	-	Console Cable Connector Kit, Includes: (1) 3-Pin Connector, (1) Cable Clamp, (3) Male Terminal Pins
37	G1K268	-	Console Cable Connector Kit, Includes: (1) 3-Pin Connector, (1) Cable Clamp, (1) Lock Ring, (3) Female Terminal Pins
38	GA17547	1	Power Adapter Cable
39	GA16340	1	Control Box Cable
40	G7633X	-	Backlit Control Console Assembly W/Mounting Brackets, Short Harness W/Dust Cap And Power Cable
	G7639X	-	Backlit Control Console Assembly W/Mounting Brackets, Short Harness W/Dust Cap And Power Cable (Planters Equipped With Two-Speed Point Row Clutch)
41	GD22965	-	Insulated Clamp, 1/4"
	GD6291	-	Insulated Clamp, 3/8"
	GD13348	-	Insulated Clamp, 1 ¹ / ₁₆ "
42	GD13310	-	Jumper, 7/16"
43	GA9481	-	Jumper Wire W/Fork Terminal, 13"
	G10996	-	Fork Terminal
44	GA10924	1	Wiring Harness, 348"
	GA5385	-	7 Terminal Female Connector
45	G1K320	-	2-Pin Male Connector Kit (Black), Includes: (3) 2-Pin Male Housings, (6) Socket Contacts, (6) Seals
46	G1K321	-	2-Pin Female Connector Kit (Black), Includes: (3) 2-Pin Female Housings, (6) Pin Contacts, (6) Seals

NOTE: See ["Point Row Clutch"](#) on page P127 or See ["Two-Speed Point Row Clutch"](#) on page P129 for R.H. and L.H. Wiring Harness for the point row clutches. See ["KPM III Electronic Seed Monitor"](#) on page P185 for those components.


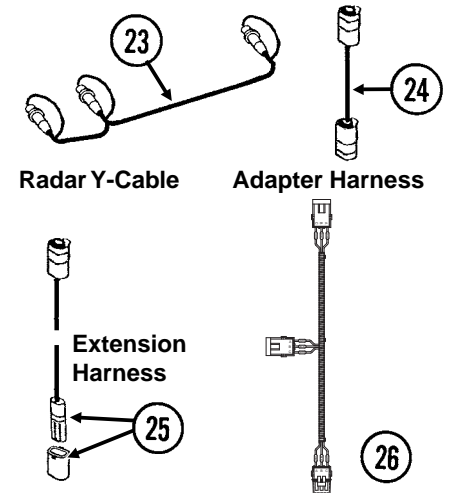
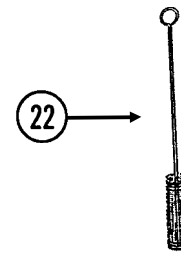
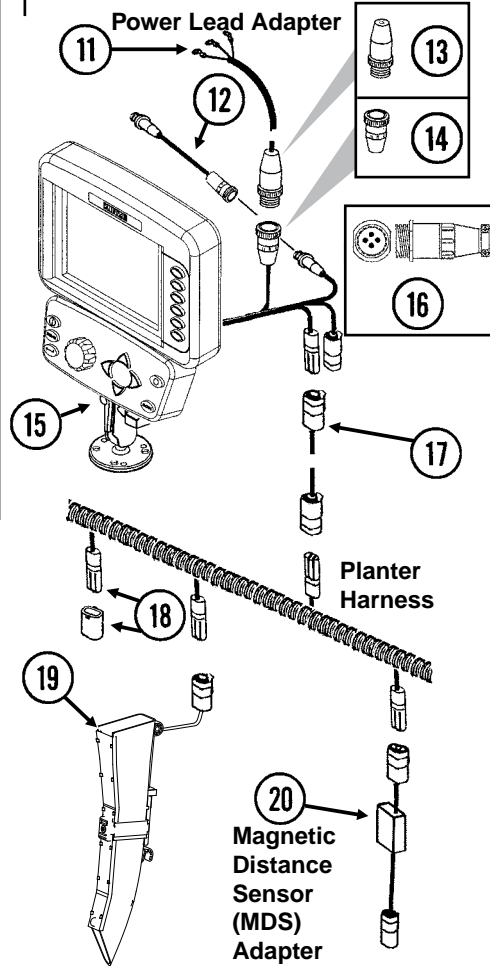
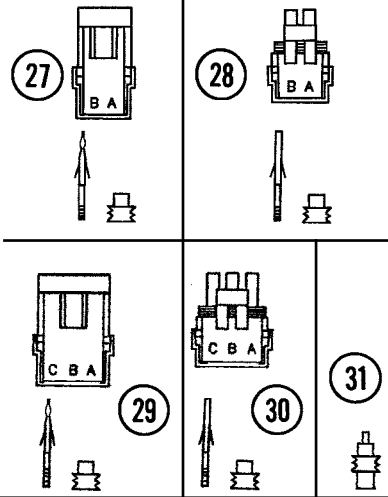
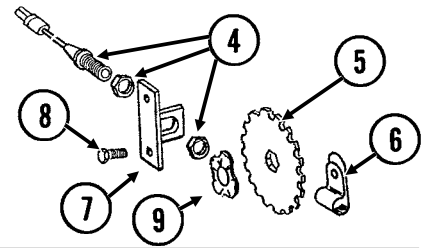
(MTR59) Shaft Rotation Sensor



Radar Distance Sensor



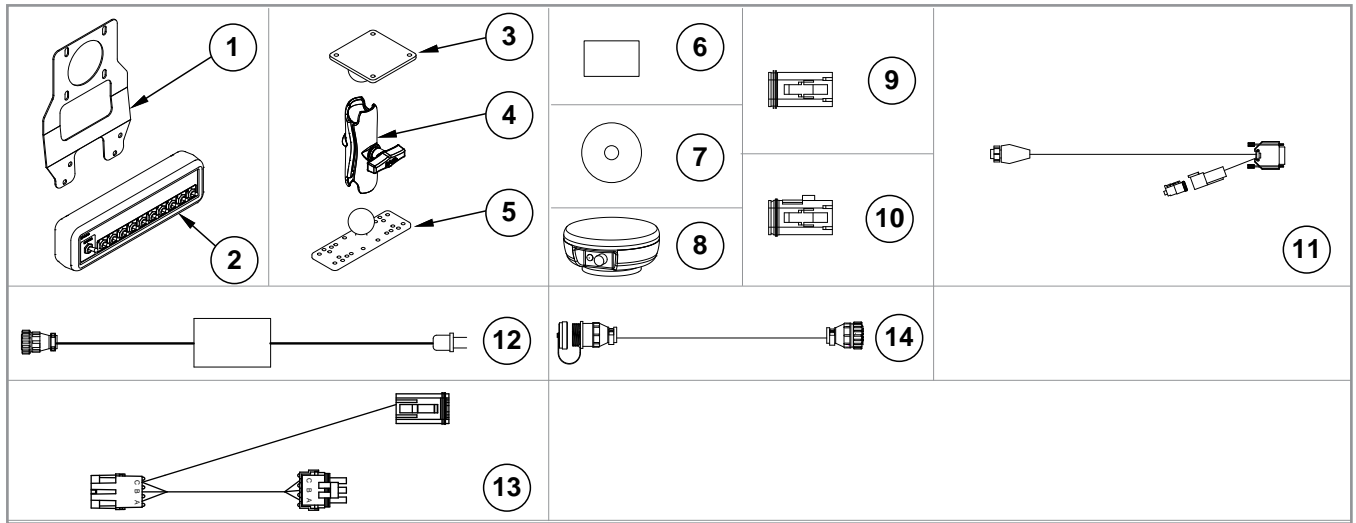
Magnetic Distance Sensor (MDS)



ITEM	PART NO.	QTY.	DESCRIPTION
1	GA7858	-	Radar Distance Sensor W/20' Cable
2	GA8026	-	Radar Sensor Pipe/Mounting Bracket Package
3	G1K323	-	4-Pin Connector Kit W/Female Housing, Includes: (4) Pins, (1) Cable Clamp
4	GA5600	1	Magnetic Distance Sensor
5	GD8751	-	Magnetic Distance Sensor Pulse Wheel
6	GD13348	-	Insulated Clamp, 1 $\frac{1}{16}$ "
7	GD8770	1	Bracket
8	G10001	2	Hex Head Cap Screw, $\frac{3}{8}$ "-16 x 1"
	G10229	2	Lock Washer, $\frac{3}{8}$ "
	G10101	2	Hex Nut, $\frac{3}{8}$ "-16
9	GD8771	1	Spring Wave Washer
10	GD18168	2	Mount
11	GA17547	1	Power Lead Adapter
12	GA9144	-	Monitor/Radar Adapter Cable, 10"
13	G1K267	-	Console Cable Connector Kit, Includes: (1) Cable Clamp, (1) 3-Pin Connector, (3) Male Terminal Pins
14	G1K268	-	Console Cable Connector Kit, Includes: (1) Cable Clamp, (1) 3-Pin Connector, (1) Lock Ring, (3) Female Terminal Pins
15	8647x	-	KPM III Backlit Console W/Brush (Item 22), Dust Plug (Item 33), Console Mounting Bracket Hardware And Power Harness
	GA12403	-	Mounting Bracket Assembly, Includes: (2) Mounting Brackets, (2) Connector Halves, (1) Compression Spring, (1) Tension Knob, (1) $\frac{1}{4}$ "-20 x $\frac{1}{4}$ " Hex Head Cap Screw, (1) $\frac{1}{4}$ " Plastic Washer, (1) $\frac{1}{4}$ " Steel Washer
	GR1762	-	Console Mounting Bracket Hardware Package, Includes: (3) No. 10-32 x $\frac{5}{8}$ " Hex Socket Pan Head Screws, (3) No. 10 Lock Washers
	GA16082	-	Power Harness
16	G1K322	-	4-Pin Connector Kit W/Male Housing, Includes: (4) Female Socket Contacts And (1) Cable Clamp
17	---	-	See Tractor/Planter Wiring Harness, Items 18 And 39 on page P183
18	GA7852	-	Planter Harness W/Dust Caps (20 Connectors)
	GD11993	-	Dust Cap
19	GA21515	-	Seed Tube W/Computerized Sensor
	GA20902	-	Seed Tube (With Holes For Sensor Installation)
20	GA7859	1	Magnetic Distance Sensor Adapter (Analog To Digital)
21	GD18118	2	Shaft Sensor Mount
22	GR0594	-	Brush
23	GR0586	1	Radar Y-Cable (Used To Connect Radar Distance Sensor For Multiple Functions)
24	GA7857	-	Adapter Harness, 1'
25	GA7854	-	Extension Harness W/Dust Cap, 15'
	GA7855	-	Extension Harness W/Dust Cap, 30'
	GD11993	-	Dust Cap
26	GA7853	-	Junction Y-Harness W/Dust Cap
	GD11993	-	Dust Cap
27	G1K321	-	2-Pin Female Connector Kit (Black), Includes: (3) 2-Pin Female Housings, (6) Pin Contacts, (6) Seals
28	G1K320	-	2-Pin Male Connector Kit (Black), Includes: (3) 2-Pin Male Housings, (6) Socket Contacts, (6) Seals
29	G1K248	-	3-Pin Female Connector Kit (Black), Includes: (3) 3-Pin Female Housings, (9) Pin Contacts, (9) Seals
	G1K362	-	3-Pin Female Connector Kit (Blue), Includes: (3) 3-Pin Female Housings, (9) Pin Contacts, (9) Seals

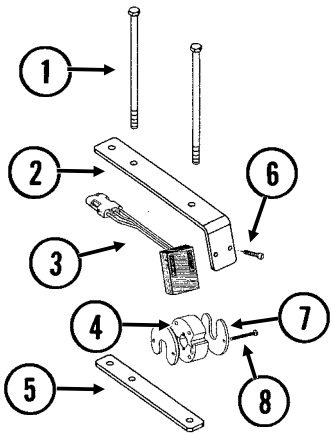
Continued on the next page.

ITEM	PART NO.	QTY.	DESCRIPTION
30	G1K252	-	3-Pin Male Connector Kit (Black), Includes: (3) 3-Pin Male Housings, (9) Socket Contacts, (9) Seals
	G1K363	-	3-Pin Male Connector Kit (Blue), Includes: (3) 3-Pin Male Housings, (9) Socket Contacts, (9) Seals
31	GD11089	-	Sealing Plug
32	G1K249	-	Acre Counter Switch Kit
33	GA8046	-	Dust Plug (Black)
	GA9978	-	Dust Plug (Blue)
34	GA8047	-	Dust Plug (Black)
	GA9979	-	Dust Plug (Blue)
35	G10686	4	Hex Head Cap Screw, 3/8"-16 x 8"
	G10229	4	Lock Washer, 3/8"
	G10101	4	Hex Nut, 3/8"-16
36	GR1415	1	Rotation Sensor
37	G11288	2	Pan Head Screw, No. 10-32 x 1 1/4"
	G10243	2	Washer, No. 10 SAE
	G10758	2	Hex Nut, No. 10-32
38	GD11474	2	Cover
39	G10927	2	Pan Head Machine Screw, No. 8-32 x 1 1/4", Stainless Steel
	G10931	2	Lock Washer, No. 8, Internal/External, Stainless Steel
	G10928	2	Hex Nut, No. 8-32, Stainless Steel
40	GR1414	1	Actuator
A	GA6147	-	Magnetic Distance Sensor And Mounting Package (Items 4-9)
B	GR1763	-	KPM III Loaner (Display Only)
C	GA13521	-	Shaft Sensor Mounting Package (Items 10, 21, 35, and 37-39)
D	GA8135	-	Shaft Rotation Kit, Includes: (2) Actuators (2) Rotation Sensors

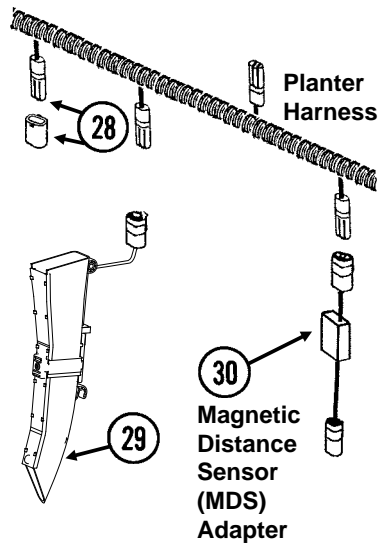
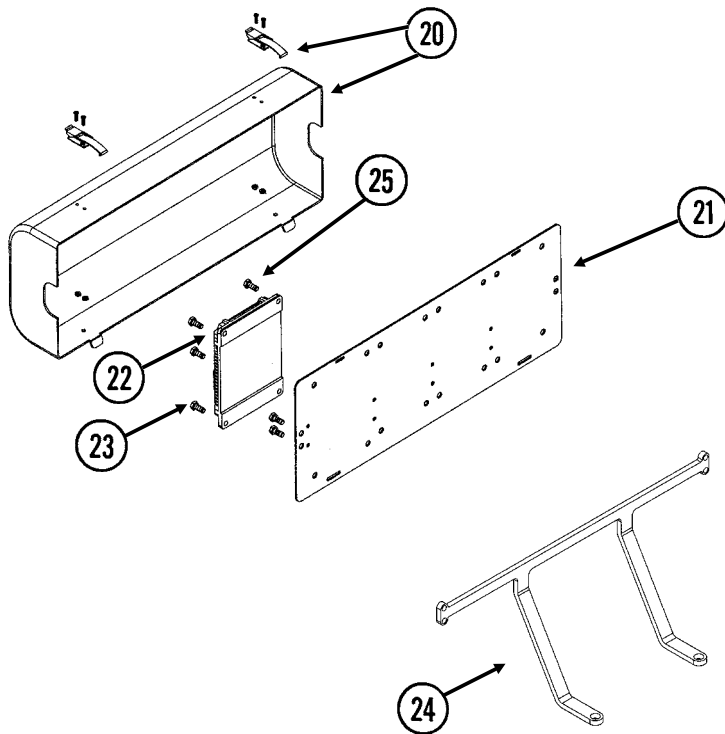
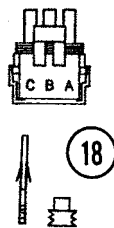
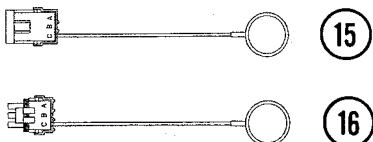
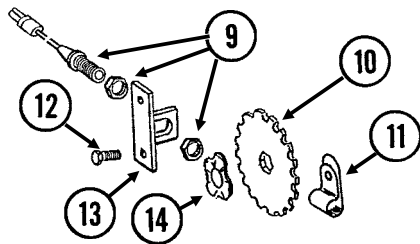


ITEM	PART NO.	QTY.	DESCRIPTION
1	GR1916	1	Switch Box Bracket
2	GA12539	1	Switch Box Module
3	GD18408	1	Ram Vesa Base
4	GA12868	1	Ram Double Socket Arm
5	GD18407	1	Ram Base
6	GA14449	1	Flash Drive (Integra)
7	GR1836	1	SMS CD
8	GA12552	1	GPS Antenna
9	GR1838	1	Dust Plug
10	GR1839	1	Dust Plug
11	GA12553	1	GPS Cable
12	GA12852	1	Power Supply
13	GA12853	1	Null Modem Cable
14	GA13562	1	Cable Extension, 180"
15	GA13572	1	Multi-Product Cable
A	GA14448	-	Ram Mount Hardware Kit

Shaft Rotation Sensor



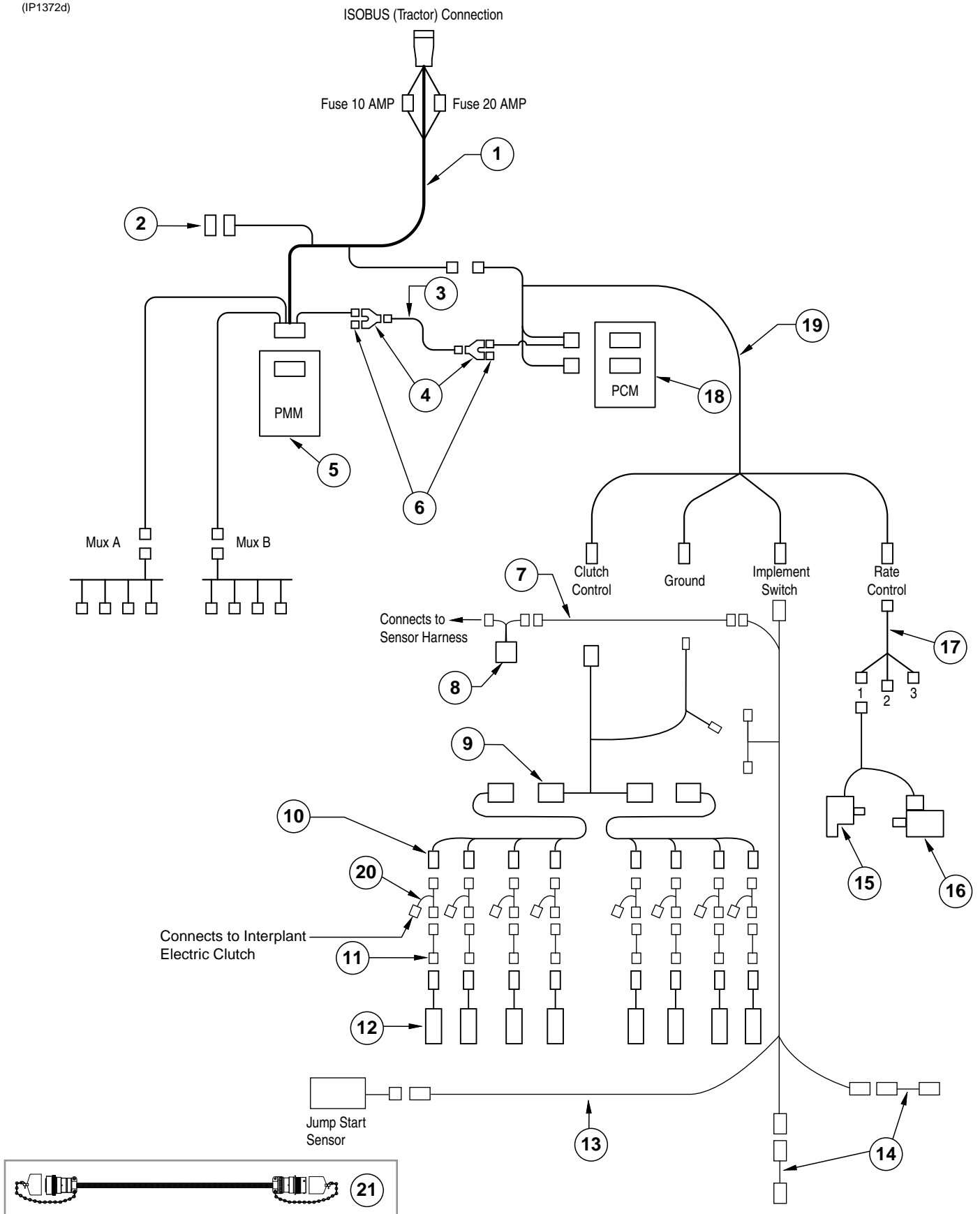
Magnetic Distance Sensor (MDS)



ITEM	PART NO.	QTY.	DESCRIPTION
1	G10686	4	Hex Head Cap Screw, 3/8"-16 x 8"
	G11091	4	Serrated Flange Nut, 3/8"-16
2	GD18118	2	Shaft Sensor Mount
3	GR1415	1	Rotation Sensor
4	GR1414	1	Actuator
5	GD18168	2	Mount

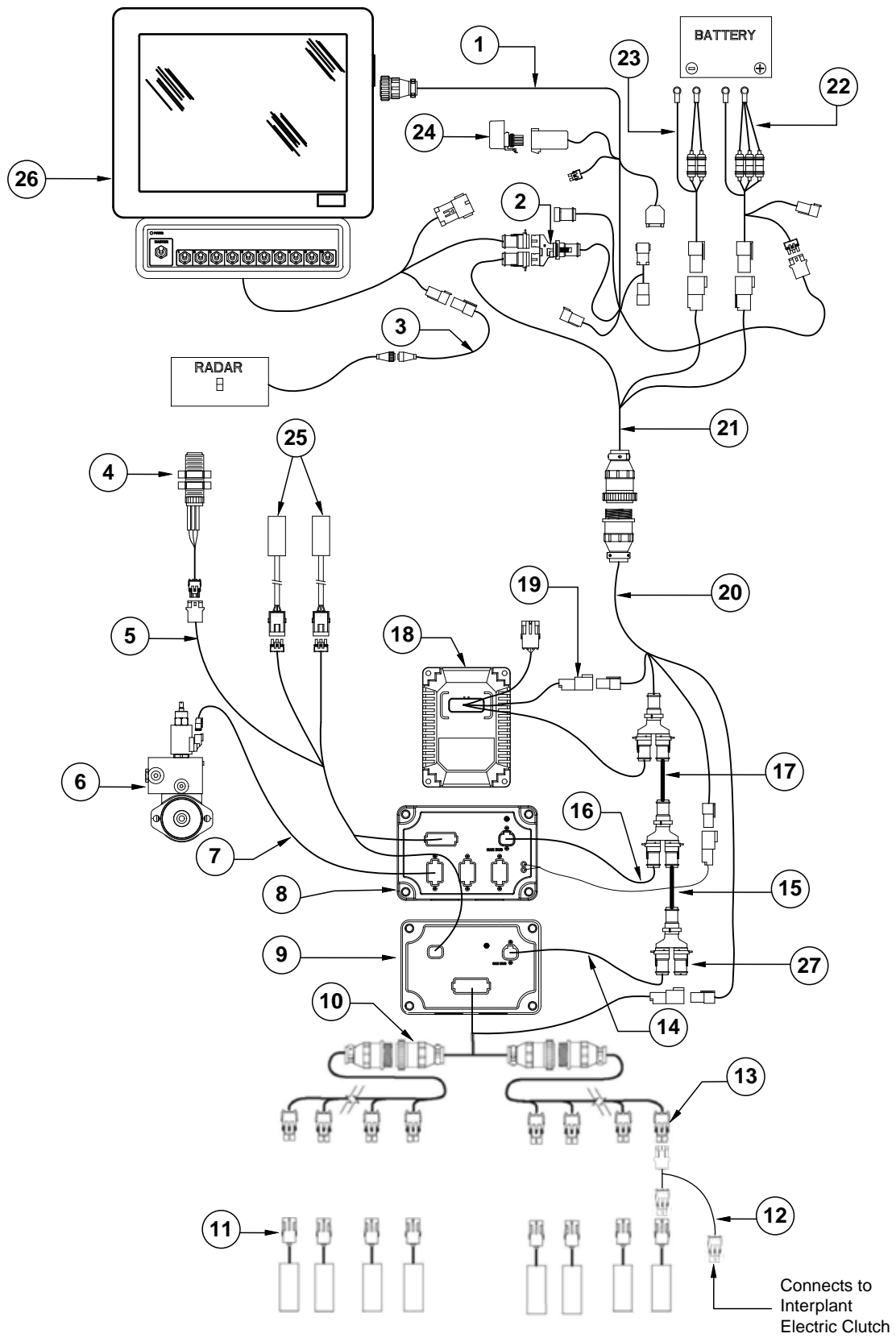
ITEM	PART NO.	QTY.	DESCRIPTION
6	G11288	2	Pan Head Screw, No. 10-32 x 1½"
	G10243	2	Washer, No. 10 SAE
	G10758	2	Hex Nut, No. 10-32
7	GD11474	2	Cover
8	G10927	2	Pan Head Machine Screw, No. 8-32 x 1¼", Stainless Steel
	G10931	2	Lock Washer, No. 8, Internal/External, Stainless Steel
	G10928	2	Hex Nut, No. 8-32, Stainless Steel
9	GA5600	1	Magnetic Distance Sensor
10	GD8751	-	Magnetic Distance Sensor Pulse Wheel
11	GD6291	-	Insulated Clamp, ⅜"
12	G10001	2	Hex Head Cap Screw, ⅜"-16 x 1"
	G10229	2	Lock Washer, ⅜"
	G10101	2	Hex Nut, ⅜"-16
13	GD8770	1	Bracket
14	GD8771	1	Spring Wave Washer
15	GA8046	-	Dust Plug (Black)
	GA9978	-	Dust Plug (Blue)
16	GA8047	-	Dust Plug (Black)
	GA9979	-	Dust Plug (Blue)
17	G1K248	-	3-Pin Female Connector Kit (Black), Includes: (3) 3-Pin Female Housings, (9) Pin Contacts, (9) Seals
	G1K362	-	3-Pin Female Connector Kit (Blue), Includes: (3) 3-Pin Female Housings, (9) Pin Contacts, (9) Seals
18	G1K252	-	3-Pin Male Connector Kit (Black), Includes: (3) 3-Pin Male Housings, (9) Socket Contacts, (9) Seals
	G1K363	-	3-Pin Male Connector Kit (Blue), Includes: (3) 3-Pin Male Housings, (9) Socket Contacts, (9) Seals
19	GD11089	-	Sealing Plug
20	GA12563	1	Module Cover Assembly W/Lock Clamps
	GA12641	-	Lock Clamp
	G11065	-	Phillips Pan Head Machine Screw, No. 8-32 x ⅝", Stainless Steel
	G11241	-	Serrated Flange Nut
21	GD18013	1	Bracket
22	GA12538	1	Planter Monitor Module
23	G10031	4	Hex Head Cap Screw, ⅝"-18 x 1¾"
	G10232	4	Lock Washer, ⅝"
	G10106	4	Hex Nut, ⅝"-18
24	GD19295	2	Support
	G10019	6	Hex Head Cap Screw, ⅝"-18 x 1"
	G10232	6	Lock Washer, ⅝"
	G10106	6	Hex Nut, ⅝"-18
25	G10043	2	Hex Head Cap Screw, ⅝"-18 x ¾"
	G10232	2	Lock Washer, ⅝"
	G10106	2	Hex Nut, ⅝"-18
26	GA13551	-	Tee Junction Harness
27	GR0594	-	Brush
28	GA7852	-	Planter Harness W/Dust Caps, 12 Row (20 Connectors)
	GA8050	-	Planter Harness W/Dust Caps, 16 Row (22 Connectors)
	GD11993	-	Dust Cap
29	GA21515	-	Seed Tube W/Computerized Sensor
	GA20902	-	Seed Tube (With Holes For Sensor Installation)
30	GA7859	1	Magnetic Distance Sensor Adapter (Analog To Digital)
31	GA16923	-	Dickey John Adapter Cable
A	GA6147	-	Magnetic Distance Sensor And Mounting Package (Items 9-14)

(IP1372d)



ITEM	PART NO.	QTY.	DESCRIPTION
1	GA15881	1	ISOBUS Implement Cable, 456", 12 Row
	GA15907	-	ISOBUS Implement Cable, 540", 16 Row
2	GD22968	1	Terminatin Bias Circuit
3	GA15883	1	CAN Jumper Cable
4	GD22975	1	Y-Splitter, 2-Way
5	GA15290	1	ISOBUS Planter Monitor Module
6	GD22974	1	Terminating Resistor, 2-Way DTM
7	GA16343	1	Jump Start Cable
8	GA12812	1	Hall Effect Adapter
9	GA16382	1	Section Adapter Cable, 12 Row (2 Row)
	GA16375	-	Section Adapter Cable, 16 Row (2 Row)
10	GA16383	2	Clutch Cable (6 Connectors), 12 Row
	GA16376	-	Clutch Cable (8 Connectors), 16 Row
11	GA17200	-	Adapter Clutch HS Driver Cable
12	GA16374	-	See "Ag Leader Electric Clutch" on page P7
13	GA16826	-	Implement Switch Extension Cable
14	GA16829	-	See "Parallel Arms, Mounting Support Plate, and Quick Adjustable Down Forces Springs Option" on page P5
15	GA12565	1	Encoder Module
16	---	-	See "Hydraulic Motor Assembly (Vacuum)" on page P168
		-	See "Hydraulic Motor Assembly (Mechanical)" on page P167
17	GA15884	1	Rate Control Cable
18	GA15288	1	Product Control Module
19	GA15882	1	Product Control Module Cable
20	GA16393	1	Interplant Cable (2 Rows)
	GA16381	-	Interplant Cable (3 Rows)
21	GA16350	-	ISOBUS Extension Cable

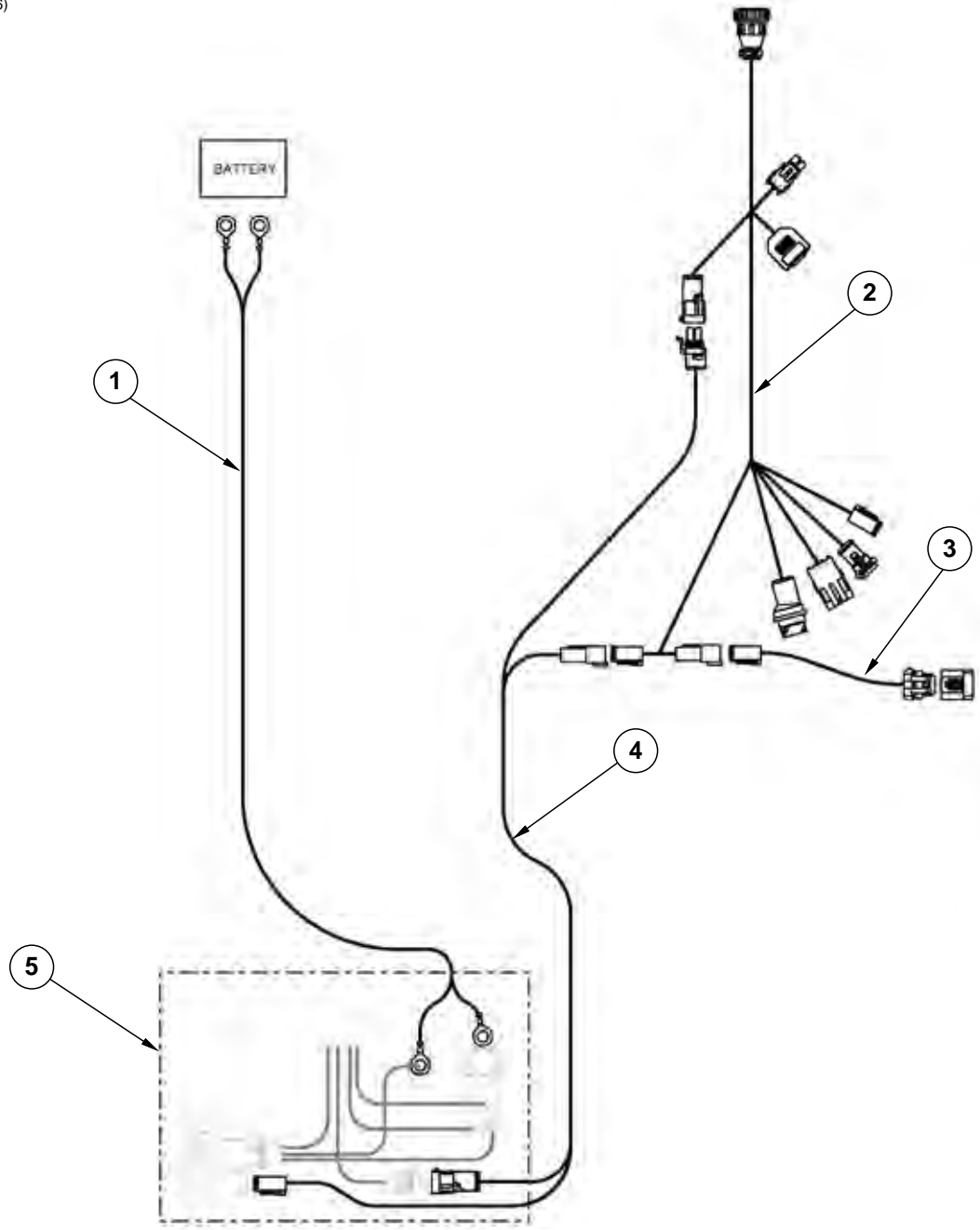
(TP1098c)



ITEM	PART NO.	QTY.	DESCRIPTION
1	GA16831	1	ISOBUS Integra Display Cable
2	GD18176	1	Y-Splice Connector
3	GA12596	1	Radar Adapter Cable
4	---		Hall Effect Sensor
5	GA16826	-	Implement Switch Extension Cable
6	---	-	See "Hydraulic Motor Assembly (Vacuum)" on page P168 See "Hydraulic Motor Assembly (Mechanical)" on page P167
7	GA12568	1	Seed Rate Cable
8	GA12564	1	Seed Rate Control Module
9	GA12537	1	Clutch Control Module
10	GA16382	1	Section Adapter Cable, 12 Row (2 Row)
	GA16375	-	Section Adapter Cable, 16 Row (2 Row)
11	GA16374	-	See "Ag Leader Electric Clutch" on page P7
12	GA16393	-	Interplant Cable (2 Rows)
	GA16381	-	Interplant Cable (3 Rows)
13	GA16383	1	Clutch Cable (6 Connectors), 12 Row
	GA16376		Clutch Cable (8 Connectors), 16 Row
14	GA12558	1	Can Stub Cable, 8"
15	GA12559	1	Can Extension Cable, 5"
16	GA12566	1	Cab Stub Cable, 6" (Hydraulic Drive)
17	GA12567	1	Can Extension Cable, 4" (Hydraulic Drive)
18	GA16351	1	Planter Monitor Module
19	GA16352	1	PMM Cable
20	GA12555	1	Implement Cable (12 Row)
	GA12655	-	Implement Cable (16 Row)
21	GA14450	1	CAN Adapter Cable
22	GA14452	1	Power Cable
23	GA12598	1	Seed Rate Power Cable
24	GA12540	1	Power Control Relay
25	GA16829	-	See "Parallel Arms, Mounting Support Plate, and Quick Adjustable Down Forces Springs Option" on page P5
26	*GA14447	-	Integra Loaner Display (Display Only) (Shown)
	*GA13554	-	Cobalt Display
27	GD18177	-	Terminator

*[See "Miscellaneous Display Parts" on page P188](#) for mounting brackets.

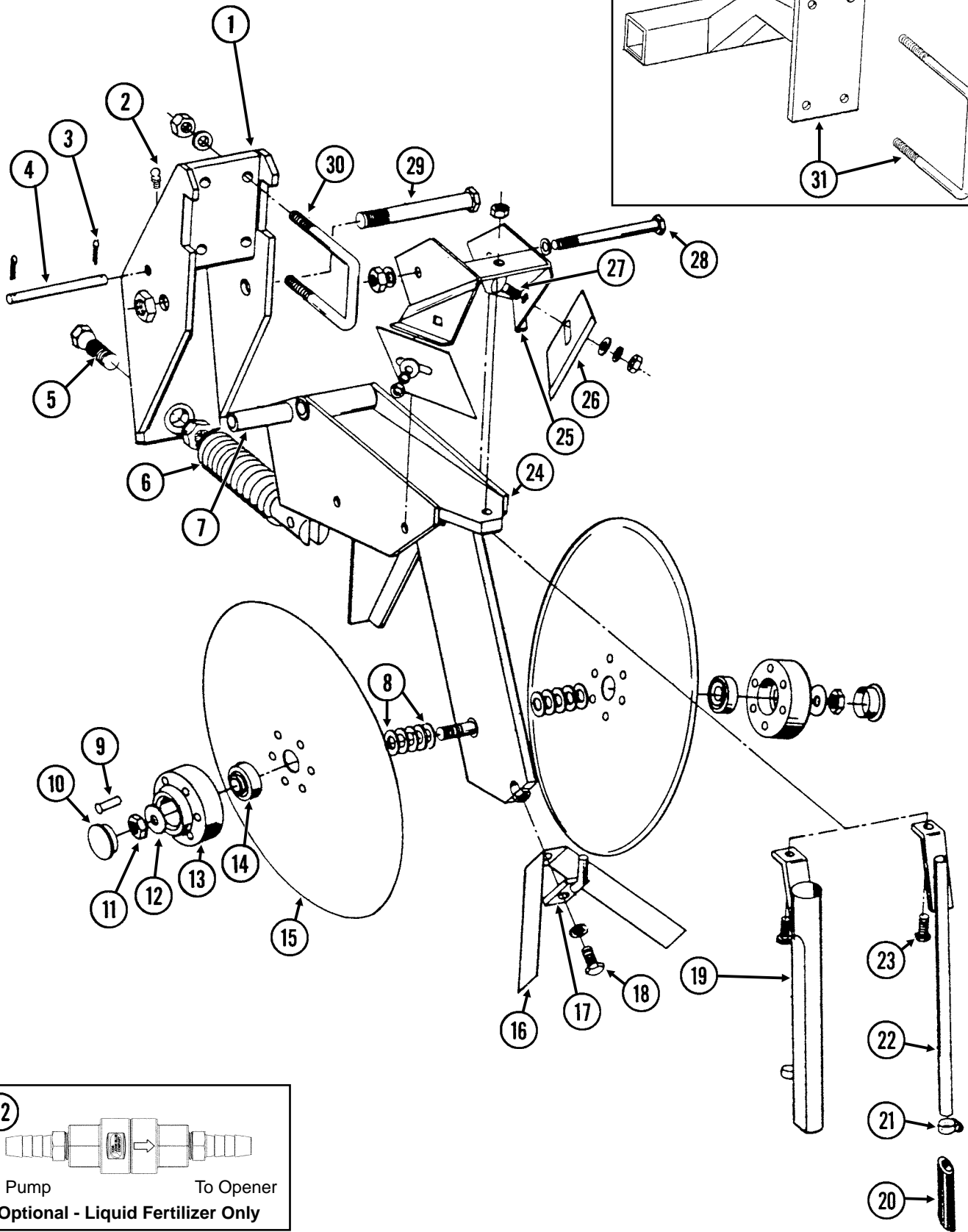
(TP1106)



ITEM	PART NO.	QTY.	DESCRIPTION
1	GA16834	1	Battery Cable
2	---	-	See "ISOBUS Electric Clutch Package" on page P191 See "Ag Leader Electric Clutch Package" on page P193
3	GA16355	1	Terminator Cable
4	GA16832	1	ISO Integra Extension Cable
5	GA16833	1	ISO Connector

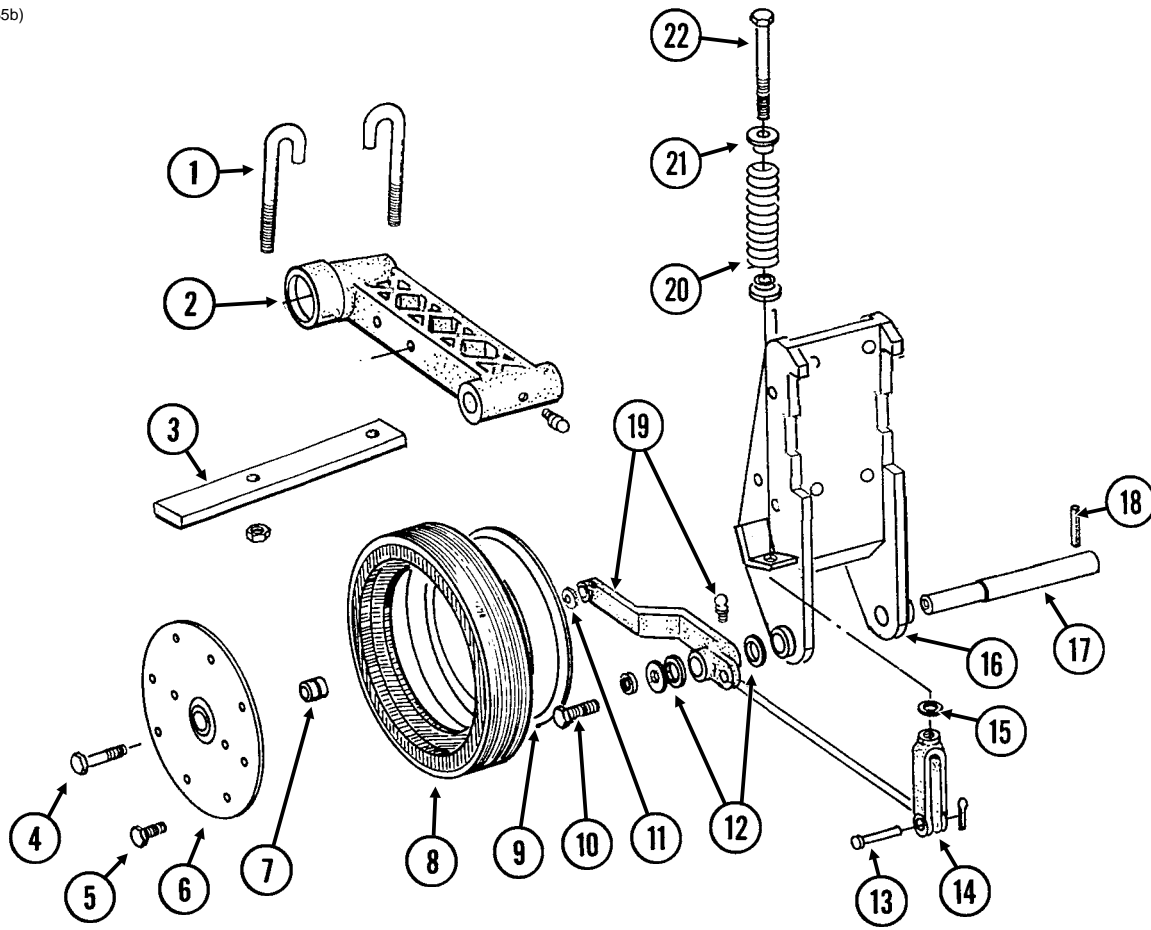
This page left blank intentionally.

FOC007(PT25e/TWL34a/FRTZ208)



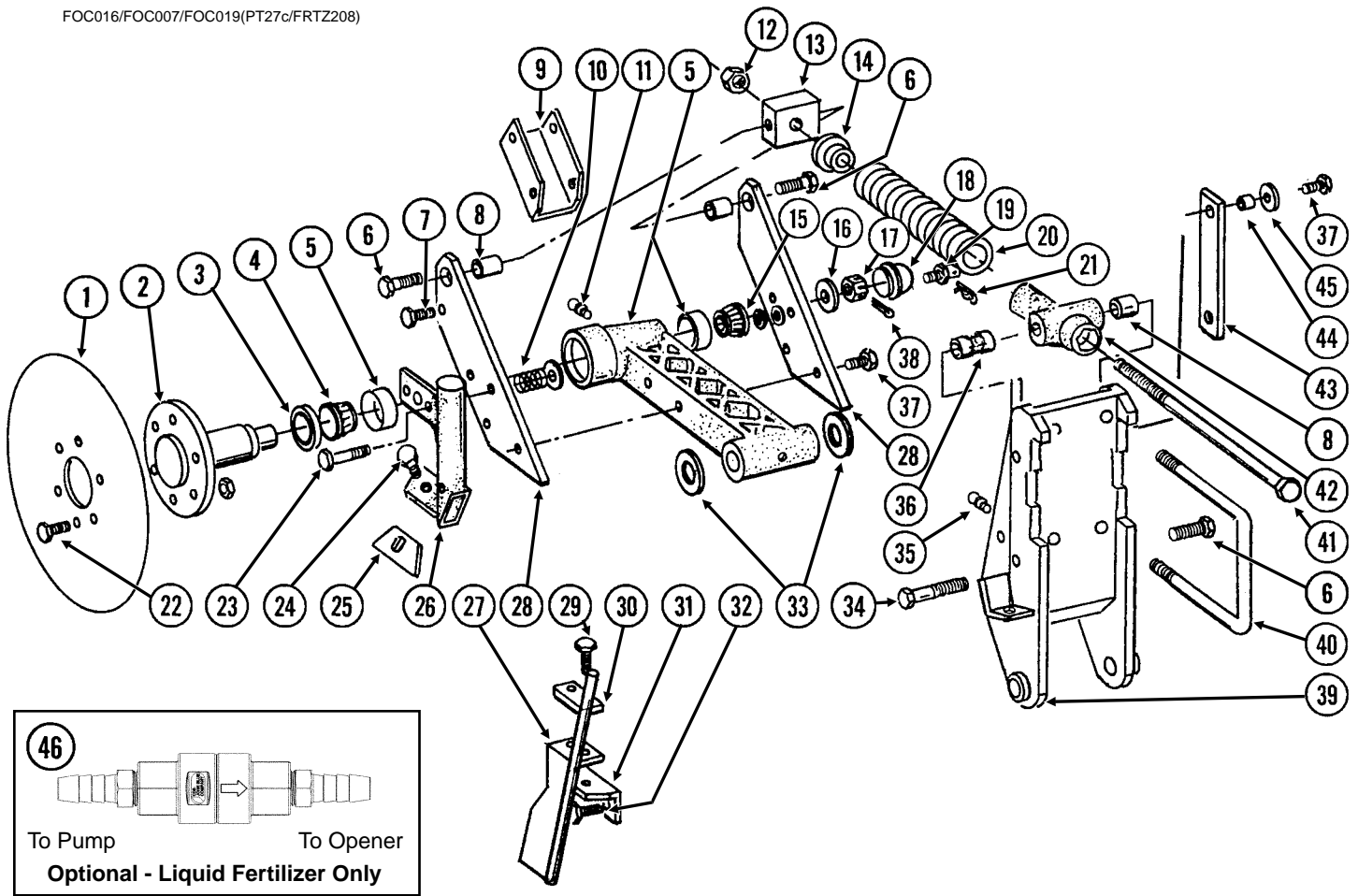
ITEM	PART NO.	QTY. (Per Assy.)	DESCRIPTION
1	GA8483	1	Bracket
2	G10938	1	Grease Fitting, 1/4"-28, Taper Thread
3	G10451	2	Cotter Pin, 1/8" x 1"
4	GD1657	1	Lockup Pin
5	GD0962	1	Hex Head Adjusting Bolt, 5/8"-18 x 3 1/4"
	G10499	1	Hex Jam Nut, 5/8"-18, Grade 2
6	GA0328	1	Spring
7	GD0487	1	Bushing, 4 1/64" I.D. x 3 1/2" Long
8	GD30725	-	Machine Bushing, 5/8" (.030" Thick)
9	G10542	12	Rivet, 1/4" x 1 5/16"
10	GD1132	2	Dust Cap
11	G10503	1	Hex Jam Nut, 5/8"-11, Grade 2
	G10504	1	Hex Jam Nut, 5/8"-11, L.H. Threads, Grade 2
12	G10204	2	Special Machine Bushing, 5/8" x 1" O.D.
13	GB0134	2	Hub
14	GA2014	2	Bearing
15	GD11306	2	Disc Blade, 3.5 mm x 15"
16	GD2589	1	Inner Scraper
17	GA0312	1	Mount
18	G10019	1	Hex Head Cap Screw, 5/16"-18 x 1"
	G10232	1	Lock Washer, 5/16"
19	GA1369	-	Drop Tube, Dry Fertilizer
20	GD11705	-	Extension
21	G10681	-	Hose Clamp, No. 6
22	GA8685	-	Drop Tube, Liquid Fertilizer
23	G10133	1	Hex Head Cap Screw, 5/16"-18 x 1 1/2"
	G11386	1	Flat Washer, 5/16" SAE
	G10109	1	Lock Nut, 5/16"-18, Grade 8
24	GA9195	1	Shank
25	GA0810	1	Scraper Mount
26	GD1673	2	Scraper
27	G10305	2	Carriage Bolt, 3/8"-16 x 1"
	G11387	2	Flat Washer, 3/8" SAE
	G10229	2	Lock Washer, 3/8"
	G10101	2	Hex Nut, 3/8"-16
28	G10045	1	Hex Head Cap Screw, 1/2"-13 x 4 1/2"
	G10111	1	Lock Nut, 1/2"-13
29	G10046	1	Hex Head Cap Screw, 5/8"-11 x 5"
	G10107	1	Lock Nut, 5/8"-11
30	GD1138	2	U-Bolt, 2 1/2" x 2 1/2" x 1/2"-13
	G11389	4	Flat Washer, 1/2" Plated SAE
	G10111	4	Lock Nut, 1/2"-13
31	GA7135	1	Mount W/U-Bolts (One Per Opener)
	GD1113	2	U-Bolt, 5" x 7" x 5/8"-11
	G10230	4	Lock Washer, 5/8"
	G10104	4	Hex Nut, 5/8"-11
32	GA15416	1	Check Valve Assembly
	GA15415	1	Check Valve
	G11436	2	Hose Barb, 1/4" Male NPT To 3/8" Barb
A	GA8845	-	Disc Blade And Bearing Assembly (Items 9 And 13-15)

(TWL35d/TWL35b)



ITEM	PART NO.	QTY. (Per Assy.)	DESCRIPTION
1	GD9705	2	J-Bolt, 1/2"-13
	G10228	2	Lock Washer, 1/2"
	G10102	2	Hex Nut, 1/2"-13
2	---	-	See "HD Single Disc Fertilizer Opener (Blade and Drop Tube)" on page P201
3	GD9706	1	Lockup Bar
4	G10010	1	Hex Head Cap Screw, 5/8"-11 x 3"
5	G10961	11	Flanged Whiz Lock Screw, 5/16"-18 x 5/8", No Serration
	G10620	11	Serrated Flange Nut, 5/16"-18
6	GD11954	1	Half Wheel Cover, Nylon
7	GA6171	1	Bearing
8	GD11953	1	Offset Tire
9	GD11423	1	Half Wheel
10	G10438	1	Hex Head Cap Screw, 1/2"-13 x 3/4"
	G10228	1	Lock Washer, 1/2"
	G11389	1	Flat Washer, 1/2" SAE
11	G10230	1	Lock Washer, 5/8"
12	G10526	10	Machine Bushing, 1" (.048" Thick)
13	G10560	1	Clevis Pin, 1/2" x 1 3/4"
	G10456	1	Cotter Pin, 1/8" x 3/4"
14	GD8218	1	Yoke
15	G11391	1	Flat Washer, 5/8" SAE
16	---	-	See "HD Single Disc Fertilizer Opener (Blade and Drop Tube)" on page P201
17	GD7911	1	Pivot Pin
18	G10610	1	Spring Pin, 3/8" x 2"
19	GA8306	-	Wheel Arm W/Grease Fitting, R.H.
	GA8305	1	Wheel Arm W/Grease Fitting, L.H. (Shown)
	G10640	1	Grease Fitting, 1/4"-28
20	GD8308	1	Spring
21	GB0212	2	Spring Washer
22	GD9709	1	Special Bolt
A	G1K215	-	Lockup Kit (Items 1 And 3)
B	GA8877	-	Gauge Wheel Complete (Items 5-9)

FOC016/FOC007/FOC019(PT27c/FRTZ208)

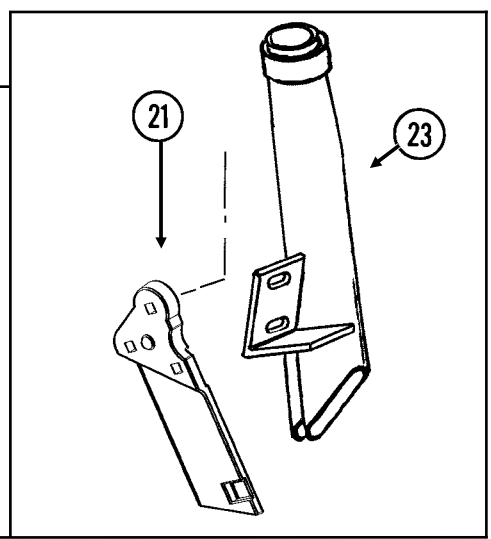
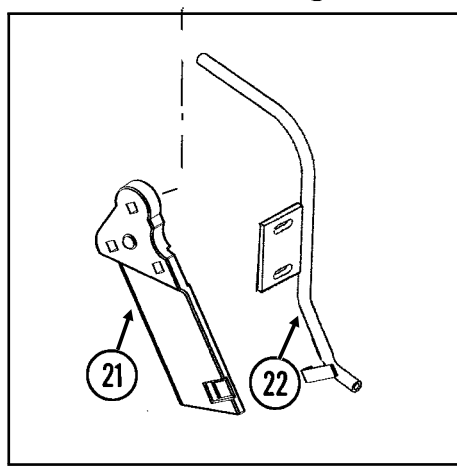
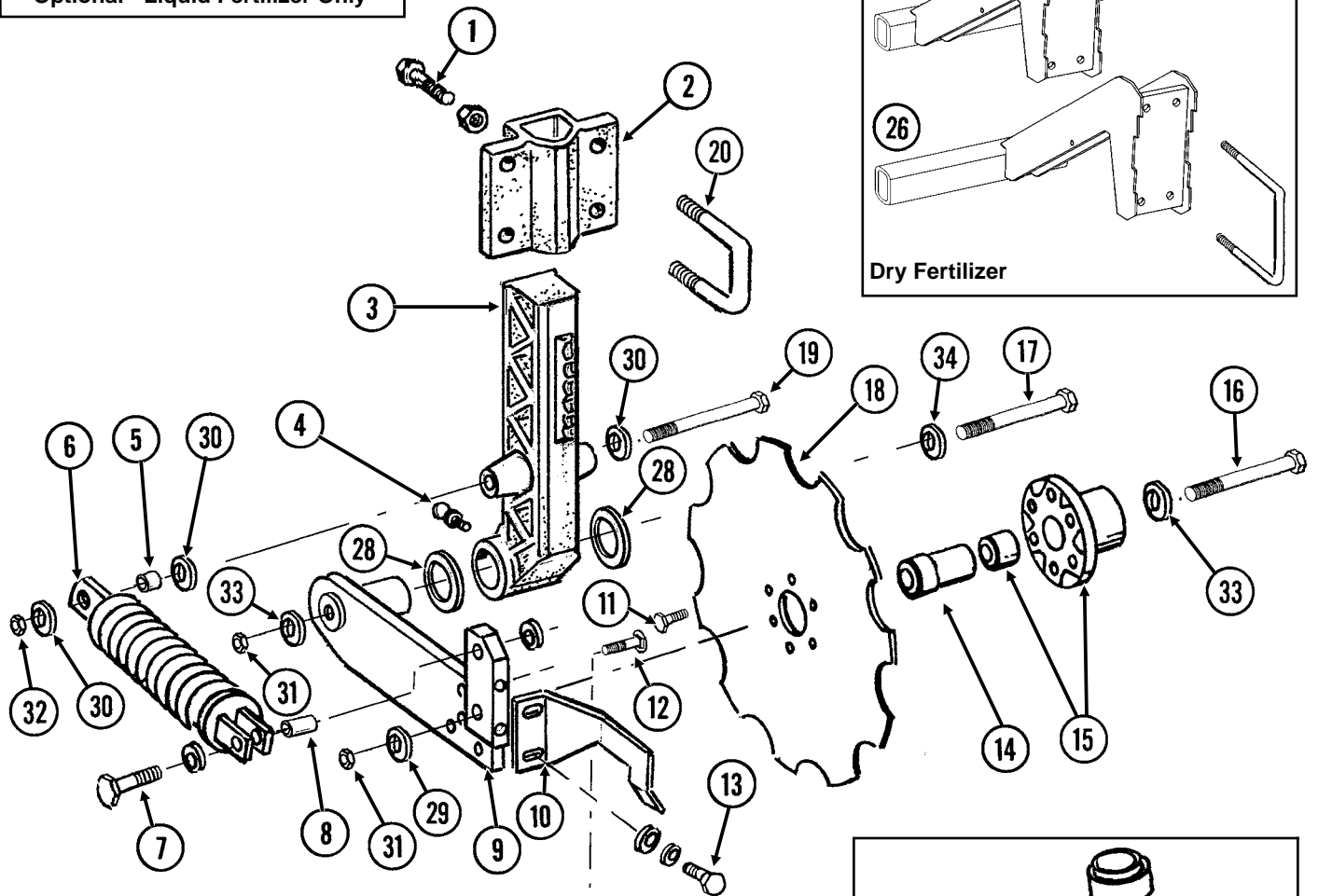
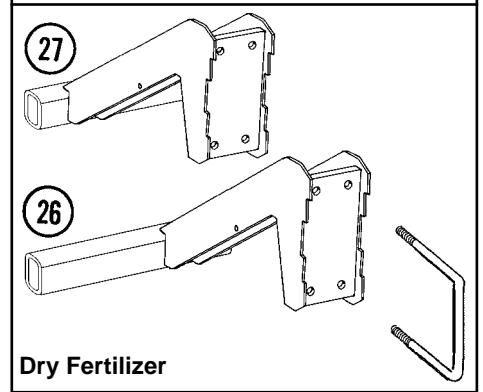
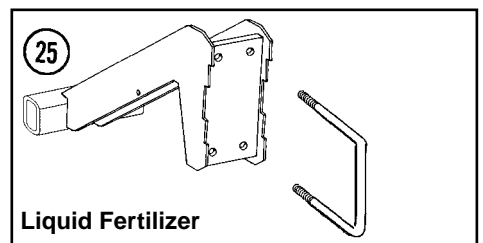
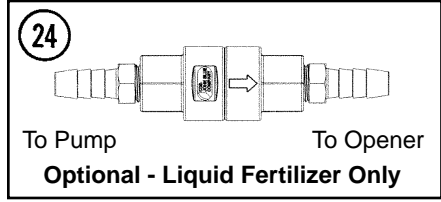


ITEM	PART NO.	QTY. (Per Assy.)	DESCRIPTION
1	GD7900	1	Disc Blade, 18"
	GD8247	-	Disc Blade, 20" (Optional)
2	GB0205	1	Spindle
3	GA4286	1	Seal
4	GA4287	1	Bearing
5	GA5887	1	Arm W/Cups And Washers
	GD6553	-	Inner Cup
	GR0188	-	Outer Cup
	G11391	3	Flat Washer, 5/8" SAE
6	G10007	3	Hex Head Cap Screw, 5/8"-11 x 1 1/2"
7	G10001	2	Hex Head Cap Screw, 3/8"-16 x 1"
	G10108	2	Lock Nut, 3/8"-16
8	GB0218	3	Bushing, 2 1/32" I.D. x 7/8" O.D. x 1 9/32" Long
9	GD8238	1	Channel
10	GD7962	2	Spring
11	G10641	2	Grease Fitting, 1/8" NPT
12	G10105	3	Hex Nut, 3/4"-10
13	GD7908	1	Tap Block
14	GB0213	1	Spring Seat
15	GA0237	1	Bearing
16	G10220	1	Machine Bushing, 1 1/16", 10 Gauge

ITEM	PART NO.	QTY. (Per Assy.)	DESCRIPTION
17	G10507	1	Slotted Nut, 1"-14
18	GD1104	1	Dust Cap
19	GD8276	1	Pin
	G10237	1	Lock Washer, 7/16"
	G10100	1	Hex Nut, 7/16"-14
20	GD10273	1	Compression Spring
21	G10592	1	Hair Pin Clip, No. 11
22	G10594	6	Bolt, 1/2"-13 x 1 1/2"
	G10111	6	Lock Nut, 1/2"-13
23	G10049	2	Hex Head Cap Screw, 3/8"-16 x 2 1/2"
	G11387	2	Flat Washer, 3/8" SAE
	G10108	2	Lock Nut, 3/8"-16
24	G10599	1	Carriage Bolt, 3/8"-16 x 1 1/4"
	G11387	1	Flat Washer, 3/8" SAE
	G10229	1	Lock Washer, 3/8"
	G10101	1	Hex Nut, 3/8"-16
25	GD7912	1	Scraper
26	GB0210	-	Drop Tube, R.H., Dry Fertilizer
	GB0209	1	Drop Tube, L.H., Dry Fertilizer (Shown)
27	GA8689	1	Drop Tube, L.H., Liquid Fertilizer (Shown)
	GA8688	-	Drop Tube, R.H., Liquid Fertilizer
28	GD8224	2	Bar
29	G10004	2	Hex Head Cap Screw, 3/8"-16 x 1 1/4"
	G10229	2	Lock Washer, 3/8"
30	GD10487	1	Clamp
31	GD10304	-	Angle, R.H.
	GD10303	1	Angle, L.H. (Shown)
32	G10016	2	Hex Head Cap Screw, 1/2"-13 x 2"
	G10111	2	Lock Nut, 1/2"-13
33	G10322	-	Machine Bushing, 1 1/4", 18 Gauge (As Required)
34	G10862	1	Hex Head Cap Screw, 5/8"-11 x 3 1/4"
	G11391	2	Flat Washer, 5/8" SAE
	G10230	1	Lock Washer, 5/8"
35	G10640	1	Grease Fitting, 1/4"-28
36	GD10242	1	Bushing, 2 1/4"
37	G10039	5	Hex Head Cap Screw, 1/2"-13 x 1 3/4"
	G10111	5	Lock Nut, 1/2"-13
38	G10459	1	Cotter Pin, 3/16" x 1 1/2"
39	GA7240	-	Opener Mount, R.H.
	GA7239	1	Opener Mount, L.H. (Shown)
40	GD1113	2	U-Bolt, 5" x 7" x 5/8"-11
	G10230	4	Lock Washer, 5/8"
	G10104	4	Hex Nut, 5/8"-11
41	GD7907	1	Special Bolt
42	GB0206	1	Rod Guide
43	GD8239	1	Storage Strap
44	GD7904-02	1	Sleeve, 1/2" x 1/2" Long
45	G11389	3	Flat Washer, 1/2" SAE
46	GA15416	1	Check Valve Assembly
	GA15415	1	Check Valve
	G11436	2	Hose Barb, 1/4" Male NPT To 3/8" Barb

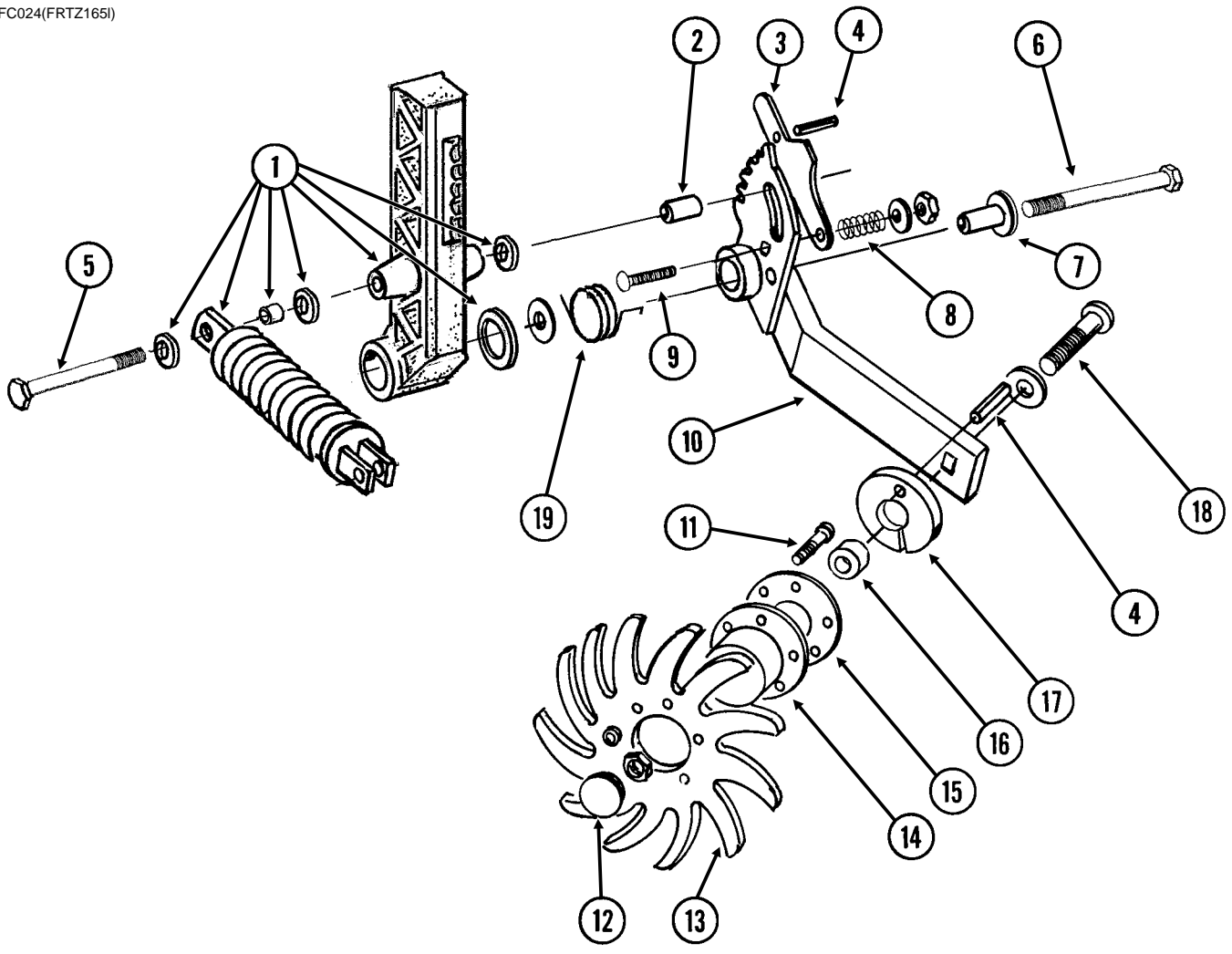
FOC018(TWL34e/TWL34f/TWL34g/FRTZ268/FRTZ208)

NOTE: R.H. and L.H. is determined by which side of blade it is on in the direction of travel.



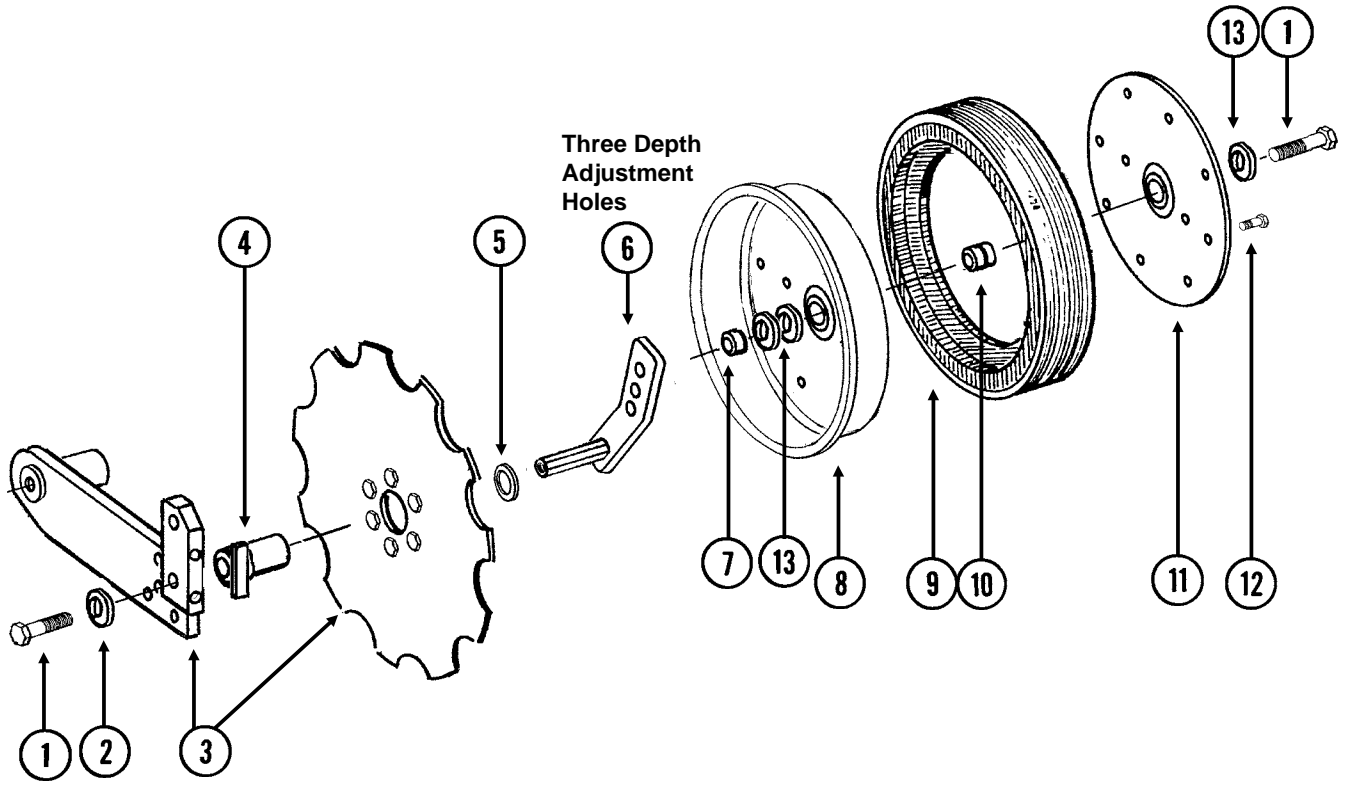
ITEM	PART NO.	QTY. (Per Assy.)	DESCRIPTION
1	G10017	3	Hex Head Cap Screw, 1/2"-13 x 1 1/2"
	G10102	3	Hex Nut, 1/2"-13
2	GB0400	1	Mount, R.H.
	GB0405		Mount, L.H. (Shown)
3	GB0296	1	Arm, 13 1/2"
4	G10640	1	Grease Fitting, 1/4"-28
5	GD12685	1	Bushing, 3/4" O.D. x 1/2" Long
6	GA6966	1	Compression Spring Assembly
7	G10047	1	Hex Head Cap Screw, 3/8"-16 x 1 3/4"
	G11387	2	Flat Washer, 3/8" SAE
	G10108	1	Lock Nut, 3/8"-16
8	GD1026	1	Sleeve, 1 3/16" Long
9	GA9433	1	Pivot Arm, L.H. (Shown)
	GA9434	-	Pivot Arm, R.H.
10	GD11557	1	Scraper, L.H. (Shown)
	GD11558	-	Scraper, R.H.
11	G10002	6	Hex Head Cap Screw, 3/8"-16 x 3/4"
12	G10306	3	Carriage Bolt, 3/8"-16 x 2"
	G10108	3	Lock Nut, 3/8"-16
13	G10991	2	Hex Head Cap Screw, 5/16"-18 x 7/8"
	G10232	2	Lock Washer, 5/16"
	G11386	6	Flat Washer, 5/16" SAE
14	GD12679	1	Stepped Spacer, 3" Long
15	GA9437	1	Hub W/Bearing
	GA8603	-	Bearing, Double Row
16	G10011	1	Hex Head Cap Screw, 5/8"-11 x 5 1/2"
17	G10046	1	Hex Head Cap Screw, 5/8"-11 x 5"
18	GD12676	1	Disc Blade, Notched, 16 3/4"
19	G10871	1	Hex Head Cap Screw, 1/2"-13 x 6"
20	GD13287	2	U-Bolt, 1 1/2" x 2 1/2" x 1/2"-13
	G11389	4	Flat Washer, 1/2" Plated SAE
	G10111	4	Lock Nut, 1/2"-13
21	GB0323	1	Knife, L.H. (Shown)
	GB0322	-	Knife, R.H.
22	GA11397	1	Drop Tube, L.H., Liquid Fertilizer
	GA11398	-	Drop Tube, R.H., Liquid Fertilizer (Shown)
23	GA10047	1	Drop Tube, L.H., Dry Fertilizer
	GA10048	-	Drop Tube, R.H., Dry Fertilizer (Shown)
24	GA15416	1	Check Valve Assembly
	GA15415	1	Check Valve
	G11436	2	Hose Barb, 1/4" Male NPT To 3/8" Barb
25	GA9565	1	Opener Mount Assembly, Liquid Fertilizer
	GA9564	1	Opener Mount
	GD1113	2	U-Bolt, 5" x 7" x 5/8"-11
	G10230	4	Lock Washer, 5/8"
	G10104	4	Hex Nut, 5/8"-11
26	GA9821	-	Opener Mount Assembly, L.H., Dry Fertilizer
	GA9819	1	Opener Mount
	GD1113	2	U-Bolt, 5" x 7" x 5/8"-11
	G10230	4	Lock Washer, 5/8"
	G10104	4	Hex Nut, 5/8"-11
27	GA9822	-	Opener Mount Assembly, R.H., Dry Fertilizer
	GA9820	1	Opener Mount
	GD1113	2	U-Bolt, 5" x 7" x 5/8"-11
	G10230	4	Lock Washer, 5/8"
	G10104	4	Hex Nut, 5/8"-11
28	G10450	-	Machine Bushing, 1 1/2", 18 Gauge (As Required)
29	GD12677	1	Washer, 1 1/2" O.D., 7 Gauge, Hardened
30	G11389	-	Flat Washer, 1/2" Plated SAE
31	G10107	-	Lock Nut, 5/8"-11
32	G10111	-	Lock Nut, 1/2"-13
33	G11391	-	Flat Washer, 5/8" SAE
34	G10217	-	Washer, 5/8" USS

DFC024(FRTZ165)



ITEM	PART NO.	QTY. (Per Assy.)	DESCRIPTION
1	---	-	See "Notched Single Disc Fertilizer Opener" on page P203
2	GD12684	1	Bushing, 1 $\frac{1}{3}$ " Long
3	GD11178	1	Adjustment Lever
4	G10603	2	Spring Pin, $\frac{1}{4}$ " x 1 $\frac{1}{4}$ "
5	G11034	1	Hex Head Cap Screw, $\frac{1}{2}$ "-13 x 7"
	G10111	1	Lock Nut, $\frac{1}{2}$ "-13
6	G10830	1	Hex Head Cap Screw, $\frac{5}{8}$ "-11 x 7 $\frac{1}{2}$ "
	G11391	1	Flat Washer, $\frac{5}{8}$ " SAE
	G10107	1	Lock Nut, $\frac{5}{8}$ "-11
7	GD11836	1	Sleeve, 2 $\frac{1}{8}$ " Long
8	GD7962	1	Spring
9	G10306	1	Carriage Bolt, $\frac{3}{8}$ "-16 x 2"
	G11387	1	Flat Washer, $\frac{3}{8}$ " SAE
	G10108	1	Lock Nut, $\frac{3}{8}$ "-16
10	GA7999	1	Mount W/Grease Fitting, L.H. (Shown)
	GA7998	-	Mount W/Grease Fitting, R.H.
	G10640	-	Grease Fitting, $\frac{1}{4}$ "-28
11	G10133	6	Hex Head Cap Screw, $\frac{5}{16}$ "-18 x 1 $\frac{1}{2}$ "
	G10109	6	Lock Nut, $\frac{5}{16}$ "-18, Grade 8
12	GD1132	2	Dust Cap
13	GD10552	2	Wheel, 12 Tine, $\frac{3}{8}$ " x 12"
14	GA5654	1	Hub W/Bearings
	GA2014	-	Bearing
15	GD9724	1	Backing Plate
16	GD7817-04	1	Spacer, 1 $\frac{1}{16}$ " I.D. x $\frac{1}{2}$ " Long
17	GD11188	1	Spacer
18	G10908	1	Carriage Bolt, $\frac{5}{8}$ "-11 x 3"
	G10503	1	Hex Jam Nut, $\frac{5}{8}$ "-11, Grade 2
19	GD11265	1	Spring, L.H. (Shown)
	GD11266	-	Spring, R.H.
A	GA7445	-	Wheel Assembly, 12 Tine, L.H. (Items 11 And 13-15)(Shown)
	GA7446	-	Wheel Assembly, 12 Tine, R.H. (Items 11 And 13-15)

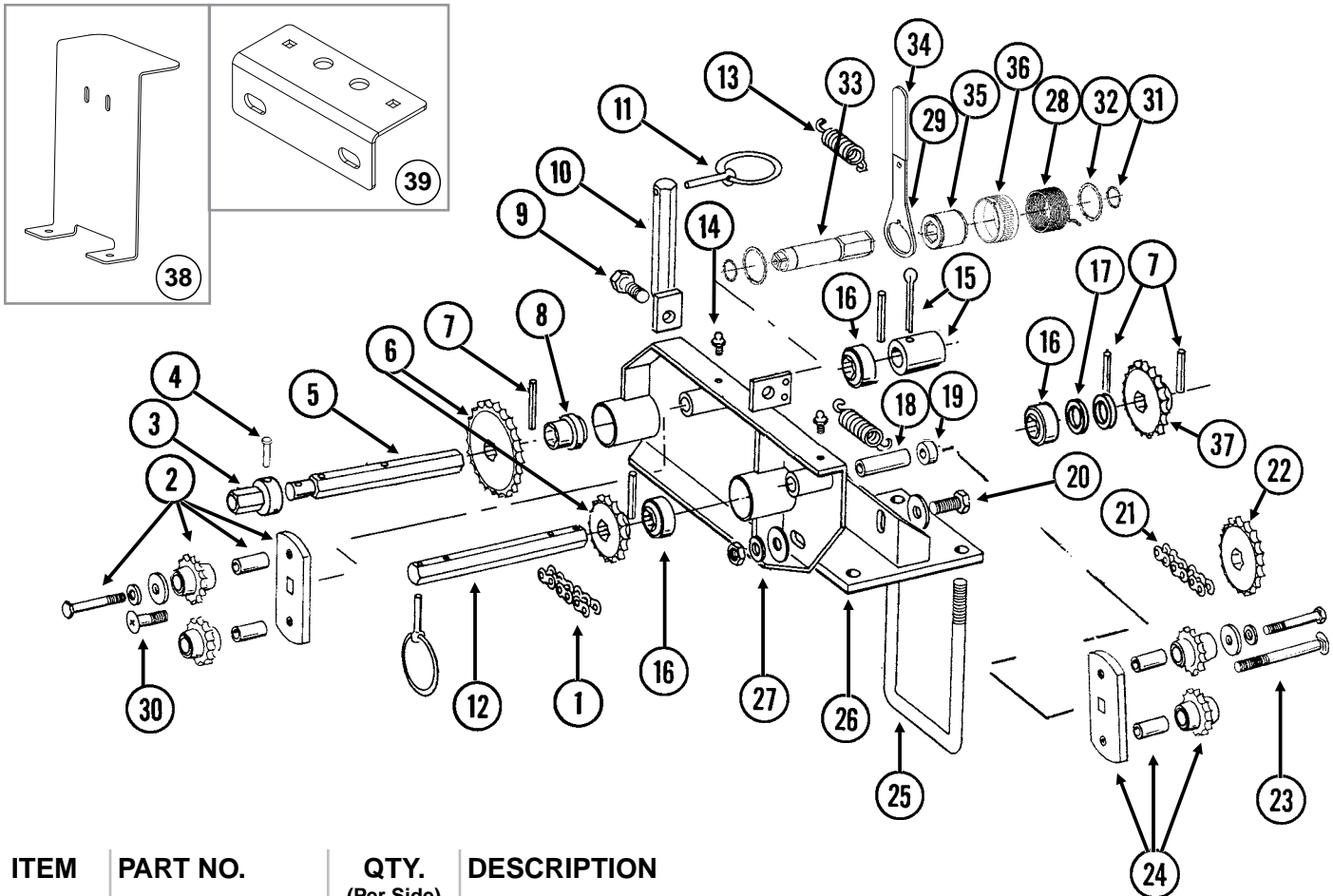
(FRTZ256)



Depth/Gauge Wheel Attachment for Notched Single Disc Fertilizer Opener

ITEM	PART NO.	QTY. (Per Assy.)	DESCRIPTION
1	G10010	2	Hex Head Cap Screw, 5/8"-11 x 3"
2	G11391	1	Flat Washer, 5/8" SAE
3	---	-	See "Notched Single Disc Fertilizer Opener" on page P203
4	GA9472	1	Blade Mount
5	G10233	1	Machine Bushing, 1", 10 Gauge
6	GA10037	1	Wheel Mount, L.H. (Shown)
	GA10036	1	Wheel Mount, R.H.
7	GD13309	1	Spacer
8	GD11423	1	Half Wheel
9	GD11953	1	Offset Tire
10	GA6171	1	Bearing
11	GD11954	1	Half Wheel Cover, Nylon
12	G10961	11	Flanged Whiz Lock Screw, 5/16"-18 x 3/4", No Serration
	G10620	11	Serrated Flange Nut, 5/16"-18
13	G10204	-	Special Machine Bushing, 5/8" x 1" O.D. (As Required)
A	GA8877	-	Gauge Wheel Complete (Items 8-12)

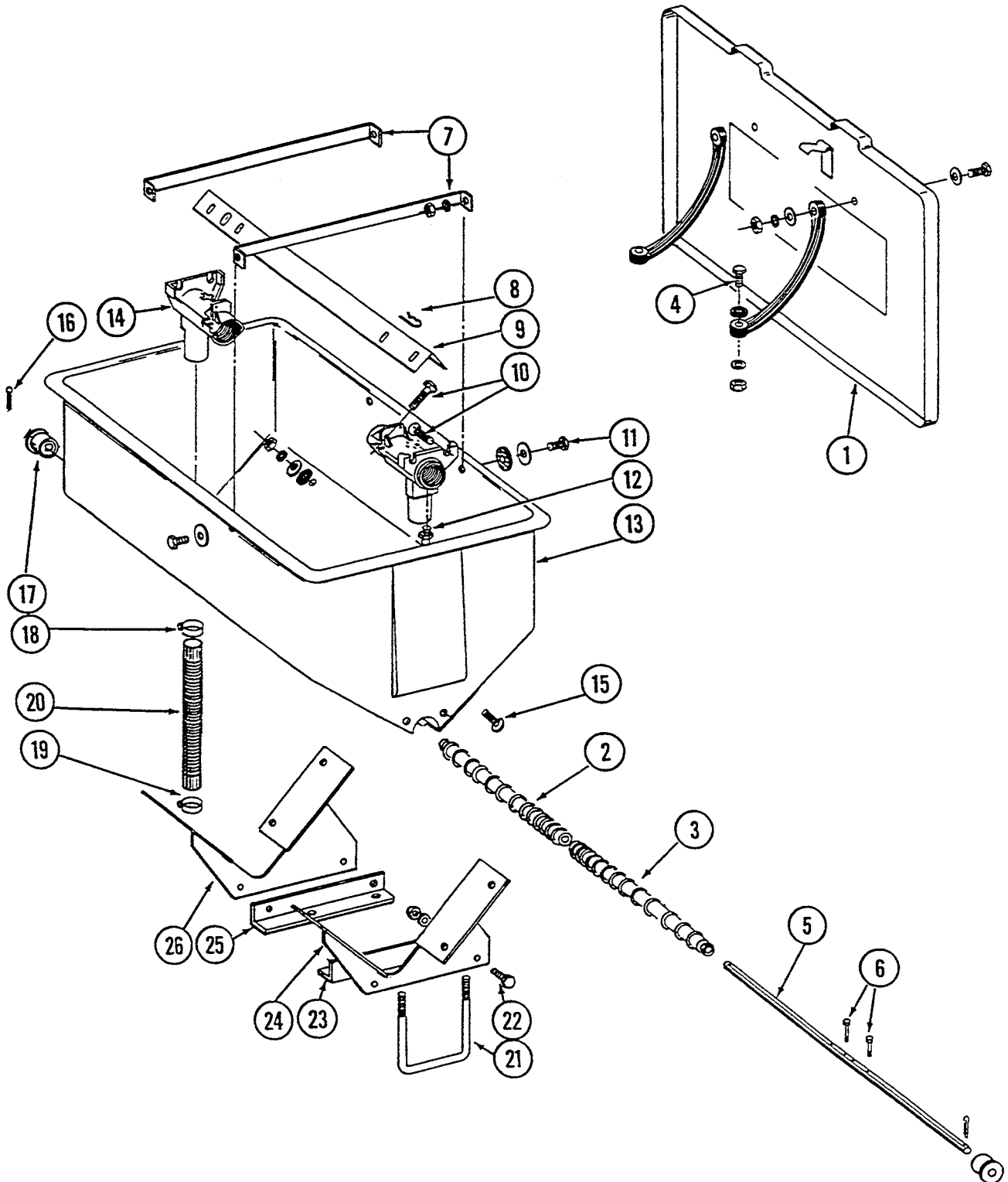

(TWL37hh)



ITEM	PART NO.	QTY. (Per Side)	DESCRIPTION
1	G3310-88 GR0912	1 -	Chain, No. 40, 88 Pitch Including Connector Link Connector Link, No. 40
2	GA7336 GD7426 GD1026 G11387 G10229 G10047	1 - - - - -	Idler W/Bolt-On Sprockets Sprocket, 12 Tooth Sleeve, 1 $\frac{3}{16}$ " Long Flat Washer, $\frac{3}{8}$ " SAE Lock Washer, $\frac{3}{8}$ " Hex Head Cap Screw, $\frac{3}{8}$ "-16 x 1 $\frac{1}{4}$ "
3	GD7127	1	Shear Coupler
4	G10821 G10455	1 -	Clevis Pin, $\frac{3}{16}$ " x 2" Cotter Pin, $\frac{1}{16}$ " x $\frac{1}{2}$ "
5	GD7866	1	Shaft, $\frac{7}{8}$ " x 7 $\frac{1}{2}$ "
6	GA5105 GA5107 GA5114 GA5115 GA6337	1 1 1 1 1	Sprocket, 15 Tooth Sprocket, 19 Tooth Sprocket, 30 Tooth Sprocket, 33 Tooth Sprocket, 35 Tooth
7	G10602	6	Spring Pin, $\frac{1}{4}$ " x 1 $\frac{1}{2}$ "
8	GA5624	1	Special Bearing, $\frac{7}{8}$ " Hex Bore x 1.6"
9	G10037 G10111	1 1	Hex Head Cap Screw, $\frac{1}{2}$ "-13 x 1 $\frac{1}{4}$ " Lock Nut, $\frac{1}{2}$ "-13
10	GA5229	1	Sprocket Storage Rod
11	GD2558	3	Lynch Pin, $\frac{1}{4}$ "

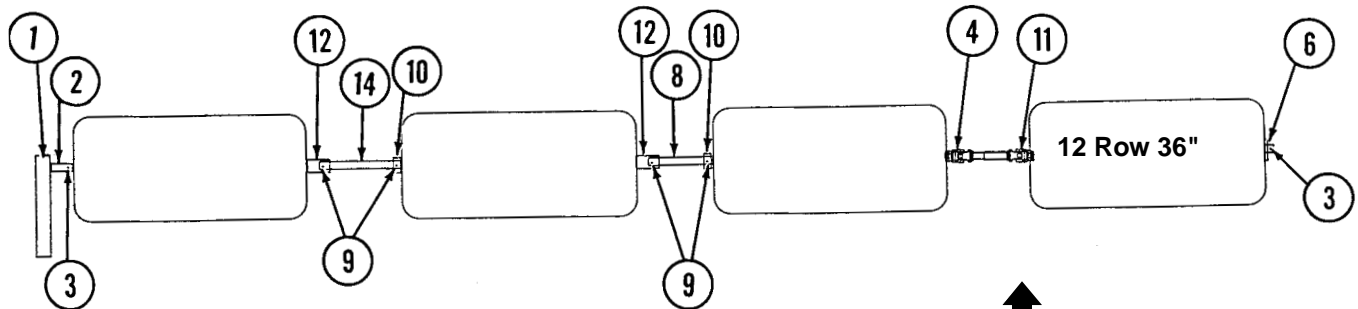
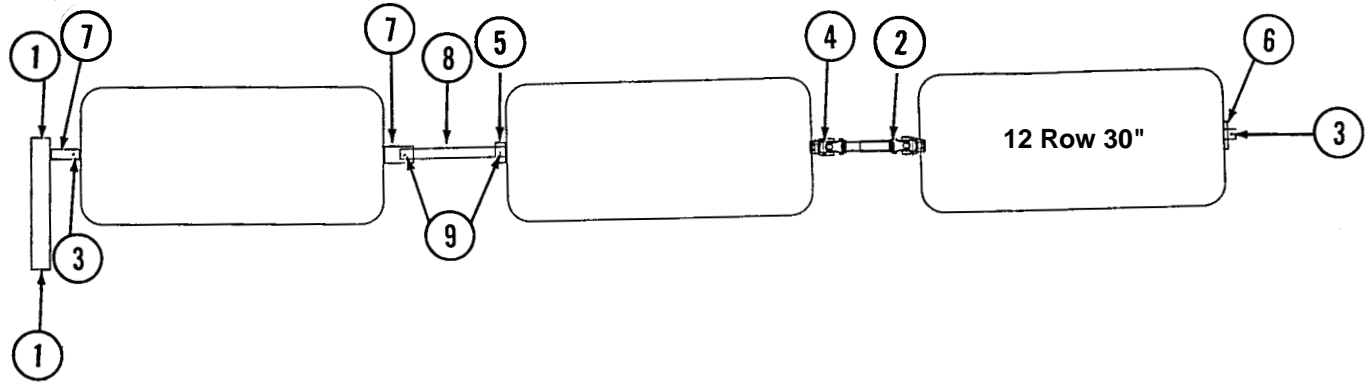
ITEM	PART NO.	QTY. (Per Side)	DESCRIPTION
12	GD10119	1	Shaft, 7/8" x 77/16"
13	GD5857	2	Spring
14	G10640	2	Grease Fitting, 1/4"-28
15	---	-	See "Dry Fertilizer Coupler/Shafts" on page P213
16	GA5116	3	Bearing, 7/8" Hex Bore, Cylindrical
17	G10233	2	Machine Bushing, 1", 10 Gauge
18	GD3180-10	1	Sleeve, 5/8" I.D. x 7/8" O.D. x 3 1/4" Long
19	GD2734-08	1	Sleeve, 1 1/4" O.D. x 5/8" Long
20	G10017	2	Hex Head Cap Screw, 1/2"-13 x 1 1/2"
	G11389	4	Flat Washer, 1/2" SAE
	G10228	2	Lock Washer, 1/2"
	G10102	2	Hex Nut, 1/2"-13
21	G3310-130	1	Chain, No. 40, 130 Pitch Including Connector Link
	GR0912	-	Connector Link, No. 40
22	GA5114	1	Sprocket, 30 Tooth
23	G10419	1	Carriage Bolt, 1/2"-13 x 4 1/2"
	G11389	1	Flat Washer, 1/2" SAE
	G10111	1	Lock Nut, 1/2"-13
24	GA7396	1	Idler W/Bolt-On Sprockets
	GD7426	-	Sprocket, 12 Tooth
	GD1026	-	Sleeve, 1 3/16" Long
	G11387	-	Flat Washer, 3/8" SAE
	G10229	-	Lock Washer, 3/8"
	G10047	-	Hex Head Cap Screw, 3/8"-16 x 1 3/4"
	G10049	-	Hex Head Cap Screw, 3/8"-16 x 2 1/2"
	G10108	-	Lock Nut, 3/8"-16
25	GD1134	2	U-Bolt, 7" x 5" x 5/8"-11
	G10230	4	Lock Washer, 5/8"
	G10104	4	Hex Nut, 5/8"-11
26	GA7129	1	Mount, L.H. (Shown)
	GA7130	-	Mount, R.H.
27	GA5671	1	Transmission Plate, L.H. (Shown)
	GA5672	-	Transmission Plate, R.H.
28	GD14413	-	Torsion Spring, L.H. (Used In R.H. Wrap Spring Wrench) (Shown)
	GD14414	1	Torsion Spring, R.H. (Used In L.H. Wrap Spring Wrench)
29	GD14431	1	Handle
30	G11100	1	Hex Socket Button Head Cap Screw, 1/4"-20 x 1/2", Grade 8
	G10227	1	Lock Washer, 1/4"
	G11453	1	Fender Washer, 1/4"
31	G11075	2	External Inverted Snap Ring, 7/8"
32	G10496	2	External Inverted Snap Ring, 1 1/2"
33	GD14427	1	Tightener Shaft, 4 7/8"
34	G11078	1	Vinyl Cap
35	GD14432	1	Sleeve, 1 1/4"
36	GD19343	1	Release Collar, Gold, R.H. (Shown)
	GD19344	-	Release Collar, Silver, L.H.
37	GA12192	1	Sprocket, 22 Tooth
38	GD26025	-	Bulkhead Mount
39	GD26024	-	Bulkhead Mount
A	G1K378	1	Wrap Spring Wrench Replacement Kit, Blue Collar, R.H. (Items 28-36) (Shown)
	G1K379	-	Wrap Spring Wrench Replacement Kit, Gray Collar, L.H. (Items 28-36)

DFC009/DFC018(TWL36)



ITEM	PART NO.	QTY. (Per Hopper)	DESCRIPTION
1	GA0898	1	Lid W/Retainers, Clips, Rivets, Rubber Straps, and Hardware
	GD1380	-	Front Clip
	GD2412	-	Rear Retainer
	G10655	-	Rivet, $\frac{3}{16}$ " x $1\frac{3}{32}$ "
	GD1210	-	Rubber Strap
	G10171	-	Hex Head Cap Screw, $\frac{5}{16}$ "-18 x $1\frac{1}{4}$ "
	G11386	-	Flat Washer, $\frac{5}{16}$ " SAE
	G10232	-	Lock Washer, $\frac{5}{16}$ "
	G10106	-	Hex Nut, $\frac{5}{16}$ "-18
2	GB0198	1	Auger, R.H.
3	GB0199	1	Auger, L.H.
4	G10133	2	Hex Head Cap Screw, $\frac{5}{16}$ "-18 x $1\frac{1}{2}$ "
	G11386	2	Flat Washer, $\frac{5}{16}$ " SAE
	G10232	2	Lock Washer, $\frac{5}{16}$ "
	G10106	2	Hex Nut, $\frac{5}{16}$ "-18
5	GD7848	1	Shaft
6	G10587	2	Hex Head Cap Screw, $\frac{1}{4}$ "-20 x 2", Stainless Steel
	G10588	2	Hex Nut, $\frac{1}{4}$ "-20, Stainless Steel
7	GD1209	2	Strap
8	G10670	2	Hair Pin Clip, No. 3
9	GD1207	1	Baffle
10	G10303	8	Carriage Bolt, $\frac{5}{16}$ "-18 x 1"
	G11386	8	Flat Washer, $\frac{5}{16}$ " SAE
	G10232	8	Lock Washer, $\frac{5}{16}$ "
	G10106	8	Hex Nut, $\frac{5}{16}$ "-18
11	G10171	4	Hex Head Cap Screw, $\frac{5}{16}$ "-18 x $1\frac{1}{4}$ "
	G10201	4	Special Washer, $\frac{3}{8}$ " x $1\frac{1}{2}$ " O.D.
	GD1213	4	Rubber Washer
	G10232	4	Lock Washer, $\frac{5}{16}$ "
	G10106	4	Hex Nut, $\frac{5}{16}$ "-18
12	G10640	2	Grease Fitting, $\frac{1}{4}$ "-28
13	GD1379	1	Hopper
14	GD1200	2	Outlet Housing
15	G10303	8	Carriage Bolt, $\frac{5}{16}$ "-18 x 1"
	G10171	-	Hex Head Cap Screw, $\frac{5}{16}$ "-18 x $1\frac{1}{4}$ " (If Applicable)
	G11386	-	Flat Washer, $\frac{5}{16}$ " SAE (If Applicable)
	G10201	8	Special Washer, $\frac{3}{8}$ " x $1\frac{1}{2}$ " O.D.
	GD1213	8	Rubber Washer
	G10232	8	Lock Washer, $\frac{5}{16}$ "
	G10106	8	Hex Nut, $\frac{5}{16}$ "-18
16	G10460	2	Cotter Pin, $\frac{1}{4}$ " x 2"
17	GB0200	2	Bearing
18	G10676	2	Hose Clamp, No. 36, Stainless Steel
19	G10672	2	Hose Clamp, No. 28
20	GD21398	2	Rubber Tube
21	GD1134	2	U-Bolt, 7" x 5" x $\frac{5}{8}$ "-11
	G10230	4	Lock Washer, $\frac{5}{8}$ "
	G10104	4	Hex Nut, $\frac{5}{8}$ "-11
22	G10017	4	Hex Head Cap Screw, $\frac{1}{2}$ "-13 x $1\frac{1}{2}$ "
	G10228	4	Lock Washer, $\frac{1}{2}$ "
	G10102	4	Hex Nut, $\frac{1}{2}$ "-13
23	GD9131	1	Angle, L.H.
24	GA6437	1	Mount, L.H.
25	GD9132	1	Angle, R.H.
26	GA6436	1	Mount, R.H.
27	GD8722	-	Holder, Rubber Tube (As Required)
A	GA6503	-	Hopper Sub-Assembly (Items 8, 10, And 12-15)
B	GA5667	-	Hopper Hardware Box (Items 2-7, 9, 11, 16, And 17)

(TWL38b)



L.H. Side Of Machine Shown

↑
Direction Of Travel

ITEM	PART NO.	QTY.	DESCRIPTION
1	---	-	See "Dry Fertilizer Drive" on page P209
2	GA7052 GR1293 GR1294 GR1297 GR1557	- - - - -	U-Joint W/Grease Fitting, Female, 10¼" Long Yoke, 7/8" Hex Cross And Bearing Kit Inboard Yoke And Outer Profile Grease Fitting, 45°, Metric
3	G10460	-	Cotter Pin, ¼" x 2"
4	GA7051 GR1293 GR1294 GR1295 GR1296 GR1557 GR1301	- - - - - - -	U-Joint W/Grease Fitting, Male, 12¼" Long Yoke, 7/8" Hex Cross And Bearing Kit Inboard Yoke Inner Profile Grease Fitting, 45°, Metric Spring Pin, 8 mm x 50 mm
5	GD5886 GR1557	- -	Coupler, 1¾" Grease Fitting, 45°, Metric
6	G10233	-	Machine Bushing, 1", 10 Gauge
7	GD7867	-	Coupler, 3"
8	GD2548-15.5	-	Hex Shaft, 7/8" x 15½" (1 Hole)
9	G10602	-	Spring Pin, ¼" x 1½"

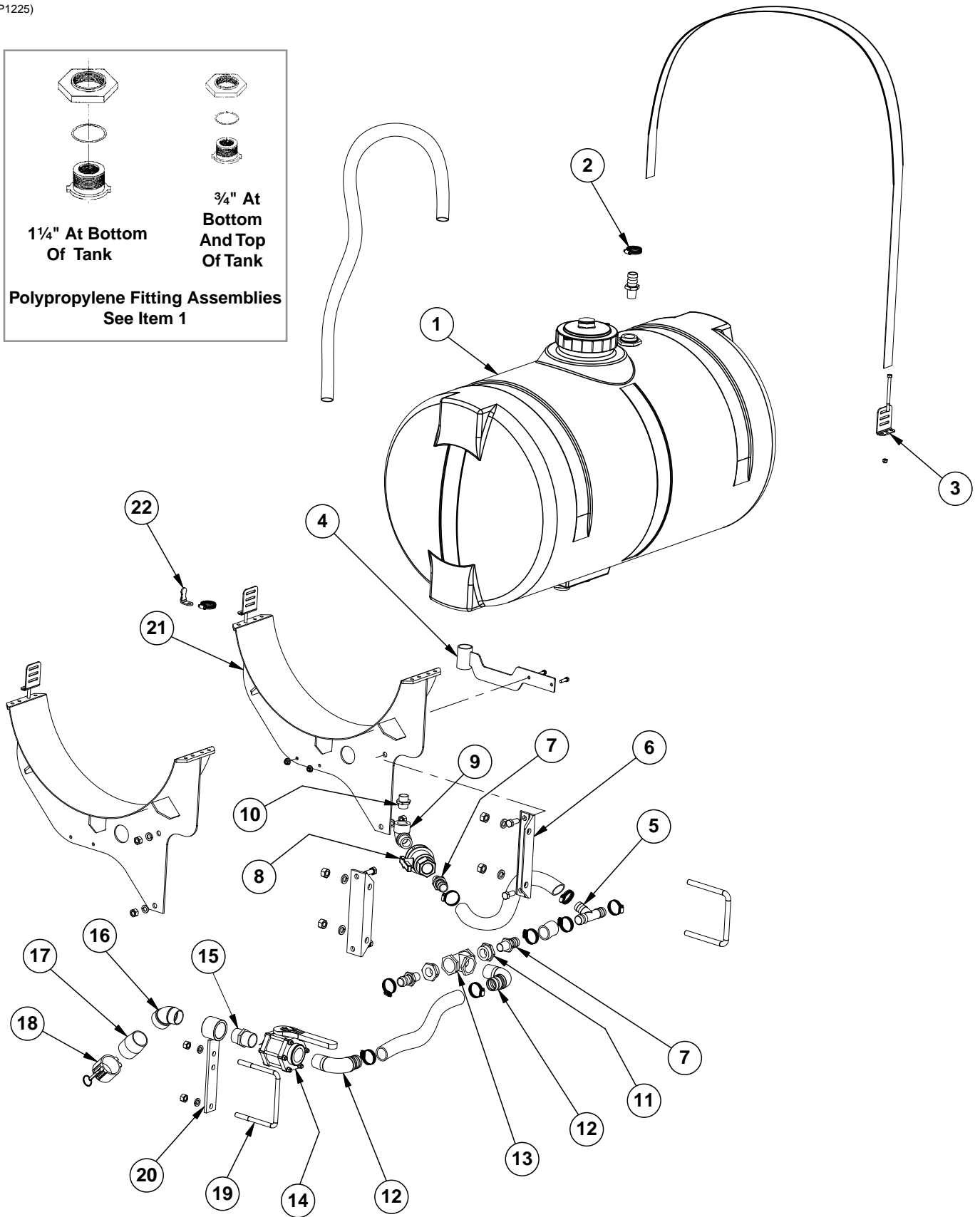
This page left blank intentionally.

(IP1225)

1 1/4" At Bottom
Of Tank

3/4" At
Bottom
And Top
Of Tank

Polypropylene Fitting Assemblies
See Item 1



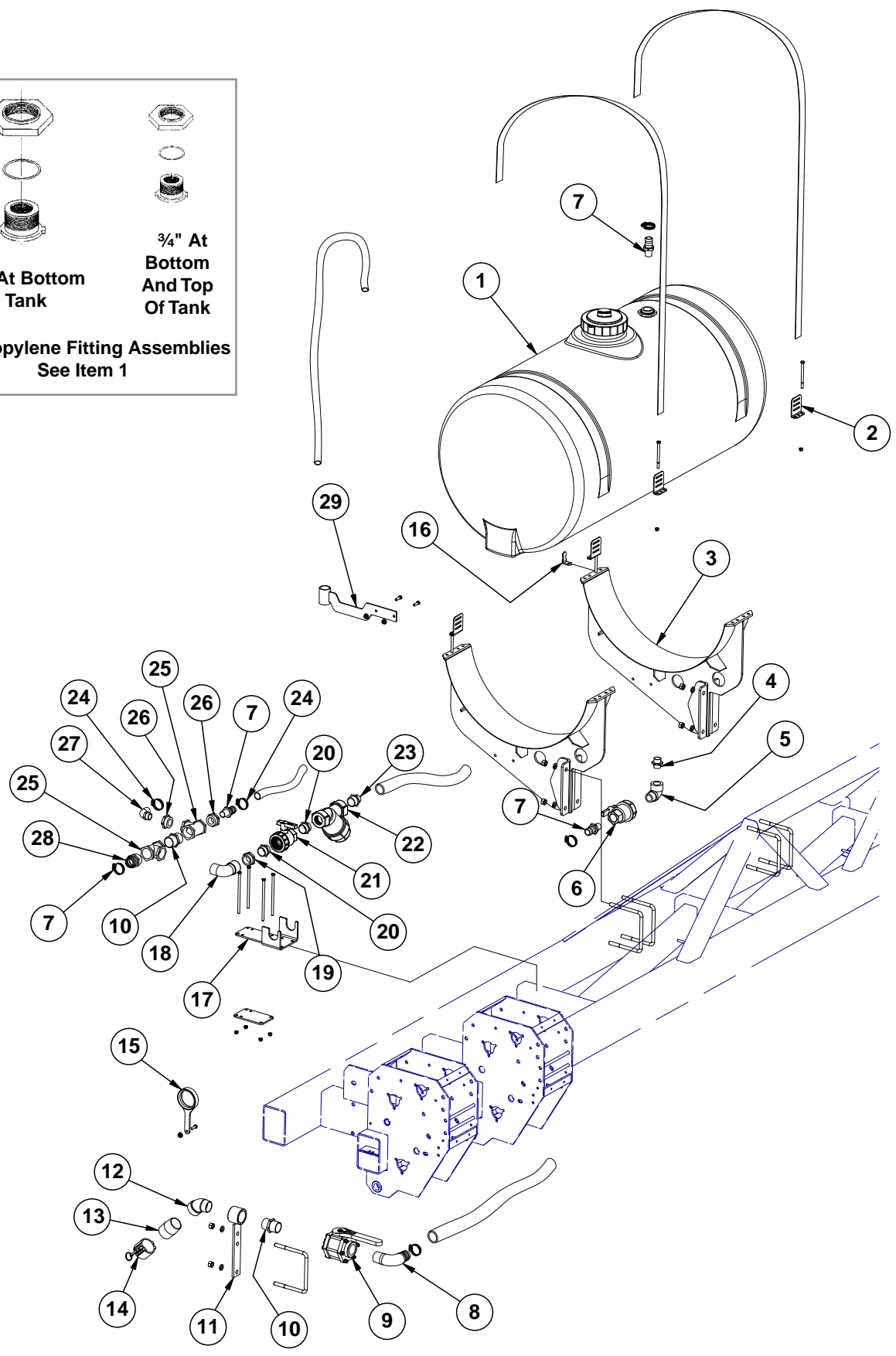
ITEM	PART NO.	QTY.	DESCRIPTION
1	GA14049	1	Tank W/Lid and Fittings, 150 Gallon
	GA16428	1	Lid, 7" W/Vacuum Breaker
	GA16157	1	Vacuum Breaker
	GR1708	1	¾" Bulkhead Overflow Fitting Assembly (Overflow Fitting, Nut, Bushing, And O-Ring) (Top And Bottom Of Tank)
	GR0508	2	1¼" Polypropylene Fitting Assembly (Nut, Bushing And O-Ring) (Bottom Of Tank)
	GR1941	1	Seal
2	G10096	1	Pipe Plug, ¾" NPT
	G10626	1	Adapter, 1¼" NPT To Barb
	G10674	1	Hose Clamp, No. 24
3	G4602-04	1	1¼" x 32' Black Helix Hose
	GD11123	4	Anchor
	GD11124	2	Strap, 84"
	G10901	4	Lock Nut, ¾"-16
4	G10485	4	Hex Head Tap Bolt, ¾"-16 x 5"
	G10674	1	Hose Clamp, No. 24
	GA14112	1	Hose Guide
	G10004	2	Hex Head Cap Screw, ¾"-16 x 1¼"
5	G11091	2	Serrated Flange Nut, ¾"-16
	G10633	1	Tee, 1 ¼" Barb
	G10674	3	Hose Clamp, No. 24
	G4200-03	1	Hose, 1¼" x 32', 12 Row 30"
6	G4200-06	-	Hose, 1¼" x 40', 16 Row 30"
	GD10110	2	Mounting Angle (2 Per Tank)
	GD1747	2	U-Bolt, 5" x 7" x ¾"-10
	G10231	4	Lock Washer, ¾"
	G10105	4	Hex Nut, ¾"-10
7	G10626	3	Adapter, 1¼" NPT To Barb
	G10674	3	Hose Clamp, No. 24
8	GA4976	1	Shutoff Valve, 1¼" NPT
	GR1015	-	Body O-Ring
	GR1016	-	Stem O-Ring
	GR1017	-	Teflon Seat
	GR1018	-	Ball
	GR1019	-	Handle
9	G10887	1	Elbow, 90°, 1¼" Male NPT To Female
10	G10619	1	Close Nipple, 1¼" NPT
11	G10616	2	Reducing Bushing, 2" Male NPT To 1¼" Female
12	G10630	2	Elbow, 90°, 2" NPT To Barb
	G10676	2	Hose Clamp, No. 36, Stainless Steel
	G4201-03	1	Hose, 2" x 18', 12 and 16 Row
13	G10888	1	Tee, 2" Female NPT
14	GA2660	1	Shutoff Valve, 2" NPT
15	G10623	1	Close Nipple, 2" NPT
16	G10889	1	Elbow, 45°, 2" Male NPT To Female
17	GD3623	1	Adapter, 2" Male NPT To Cam Lock
18	GD3951	1	Dust Cap, 2" Cam Lock
19	GD1113	1	U-Bolt, 5" x 7" x 5/8"-11
	G10230	2	Lock Washer, 5/8"
	G10104	2	Hex Nut, 5/8"-11
20	GA7845	1	Quick Fill Mount, 2"
21	GA7133	2	Tank Mount (2 Per Tank)
	GD1862	1	Pad, 8" x 14' (For Two 30" Tanks)
	G10007	4	Hex Head Cap Screw, 5/8"-11 x 1½"
	G10230	4	Lock Washer, 5/8"
	G10104	4	Hex Nut, 5/8"-11
22	GD20060	1	Hose Bracket
	G10674	1	Hose Clamp, No. 24

(IP1244)

1 1/4" At Bottom
Of Tank

3/4" At
Bottom
And Top
Of Tank

Polypropylene Fitting Assemblies
See Item 1



ITEM	PART NO.	QTY.	DESCRIPTION
1	GA14050	1	Tank W/Sealed Lid, 200 Gallon
	GA16428	1	Lid, 7" W/Vacuum Breaker
	GA16157	1	Vacuum Breaker
	GR1708	1	¾" Bulkhead Overflow Fitting Assembly (Overflow Fitting, Nut, Bushing, And O-Ring) (Top And Bottom Of Tank)
	GR0508	2	1¼" Polypropylene Fitting Assembly (Nut, Bushing And O-Ring) (Bottom Of Tank)
2	GD11123	4	Anchor
	GD11124	2	Strap, 84"
	G10485	4	Hex Head Tap Bolt, ⅜"-16 x 5"
	G10901	4	Lock Nut, ⅜"-16
3	GA13716	2	200 Gallon Tank Mount
	GD1862	2	Pad, 8" x 14" (For Two 30" Tanks)
	GD11113	4	U-Bolt, 5" x 7" x ⅝"-11
	G10230	8	Lock Washer, ⅝"
	G10104	8	Hex Nut, ⅝"-11
4	G10619	1	Close Nipple, 1¼" NPT
5	G10887	1	Elbow, 90°, 1¼" Male NPT To Female
6	GA4976	1	Shutoff Valve, 1¼" NPT
	GR1015	-	Body O-Ring
	GR1016	-	Stem O-Ring
	GR1017	-	Teflon Seat
	GR1018	-	Ball
	GR1019	-	Handle
7	G10626	3	Adapter, 1¼" NPT To Barb
	G10676	2	Hose Clamp, No. 36, Stainless Steel
	G4200-14	1	Hose, 1¼" x 30'
8	G10630	1	Elbow, 90°, 2" NPT To Barb
	G10676	1	Hose Clamp, No. 36, Stainless Steel
	G4206-04	1	Hose, 2" x 8'
9	GA2660	1	Shutoff Valve, 2" NPT
10	G10623	2	Close Nipple, 2" NPT
11	GA7845	1	Quick Fill Mount, 2"
	GD11113	1	U-Bolt, 5" x 7" x ⅝"-11
	G10230	2	Lock Washer, ⅝"
	G10104	2	Hex Nut, ⅝"-11
12	G10889	1	Elbow, 45°, 2" Male NPT To Female
13	GD3623	1	Adapter, 2" Male NPT To Cam Lock
14	GD3951	1	Dust Cap, 2" Cam Lock
15	GA14111	1	Hose Guide
	G10004	1	Hex Head Cap Screw, ⅜"-16 x 1¼"
	G11091	1	Serrated Flange Nut, ⅜"-16
16	GD20060	1	Hose Bracket
	G10004	1	Hex Head Cap Screw, ⅜"-16 x 1¼"
	G11091	1	Serrated Flange Nut, ⅜"-16
17	GD19422	1	1½" Ball Valve Bracket
	GD2117	2	Tie Strap, 14½"
	GD19423	1	Clamp Plate
	G10686	4	Hex Head Cap Screw, ⅜"-16 x 8"
	G10108	4	Lock Nut, ⅜"-16
18	G10287	1	Elbow, 90°, 2" Male NPT To Female
19	G11308	1	Reducing Bushing, 2" Male NPT to 1½" Female

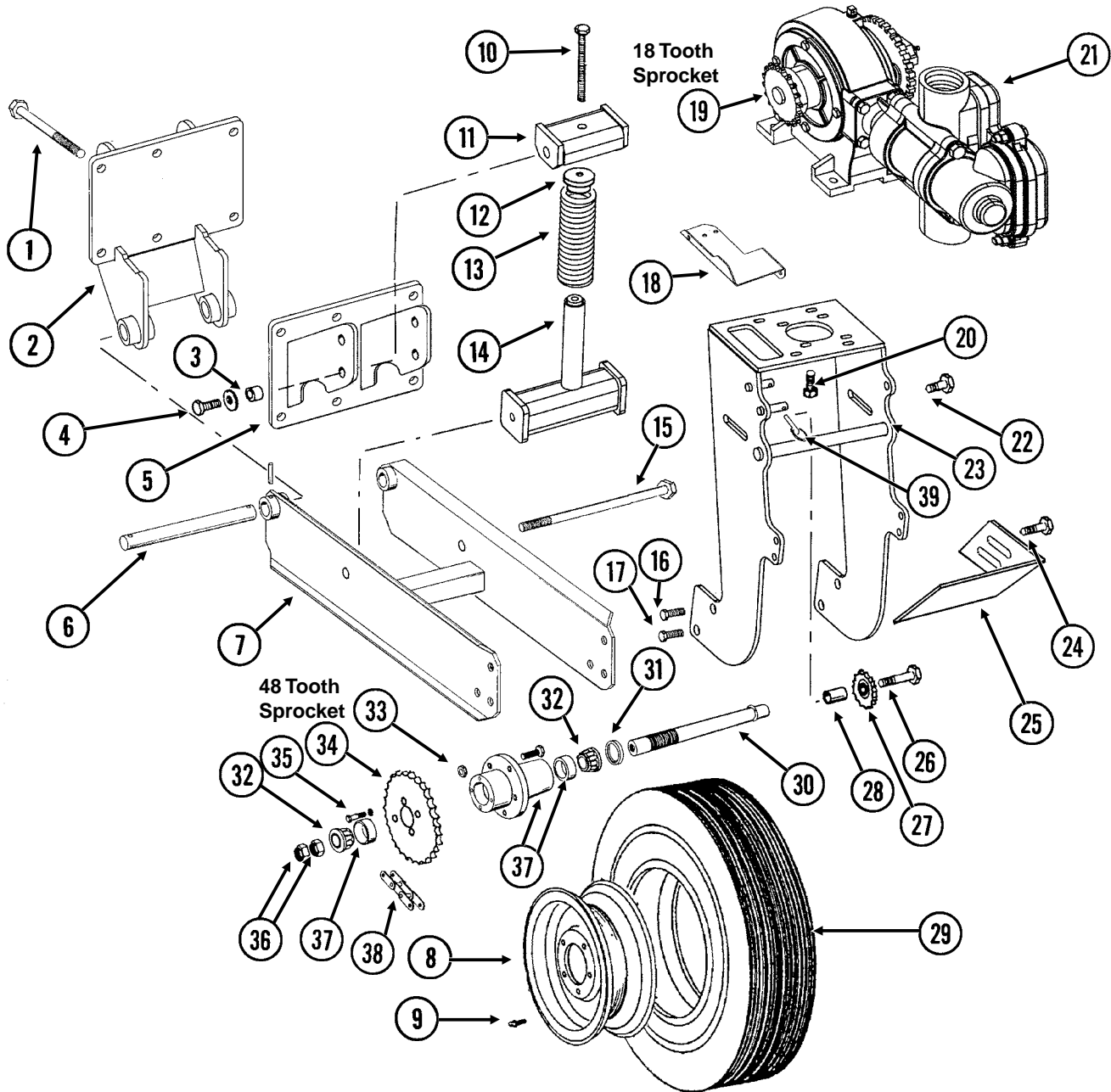
Continued on the next page.

ITEM	PART NO.	QTY.	DESCRIPTION
20	G11306	2	1½" Close Nipple
21	GA13622	1	1½" Ball Valve
22	GA13623	1	Strainer, 1½"
	GR0880	-	Screen, No. 40 Mesh
	GR0881	-	Gasket
	GR0882	-	Y-Body
	GR0883	-	End Cap
23	G10627	1	Adapter, 1½" NPT to Barb
	G4202-04	1	Hose, 1½" x 30'
24	G10674	2	Hose Clamp, No. 24
25	G10888	2	Tee, 2" Female NPT
26	G10616	2	Reducing Bushing, 2" Male NPT To 1¼" Female
27	G10629	1	Elbow, 90°, 1¼" NPT To Barb
28	G10628	1	Adapter, 2" NPT To Barb
29	GA14112	1	Hose Guide
	G10004	2	Hex Head Cap Screw, ⅜"-16 x 1¼"
	G11091	2	Serrated Flange Nut, ⅜"-16
	G4602-02	1	Hose, 1¼" x 22'

This page left blank intentionally.

(TWL219rr)

48 Tooth Drive Sprocket And 18 Tooth Driven Sprocket

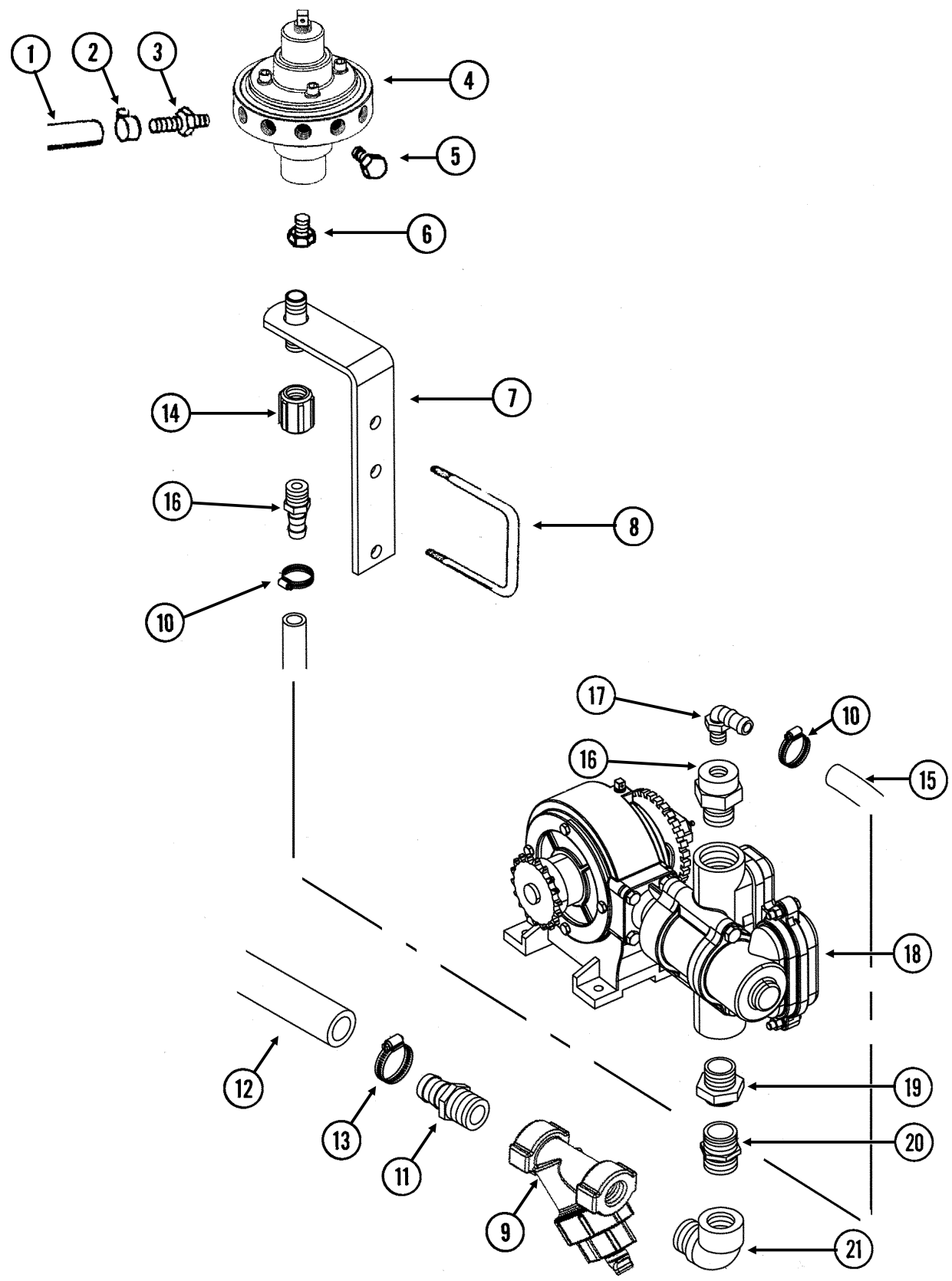


ITEM	PART NO.	QTY.	DESCRIPTION
1	G10830	6	Hex Head Cap Screw, 5/8"-11 x 7 1/2"
	G10230	6	Lock Washer, 5/8"
	G10104	6	Hex Nut, 5/8"-11
2	GA10624	1	Wheel Arm Mount
3	GB0218	2	Bushing, 2 1/32" I.D. x 7/8" O.D. x 1 9/32" Long
4	G10005	2	Hex Head Cap Screw, 5/8"-11 x 1 3/4"
	G11391	2	Flat Washer, 5/8" SAE
	G10107	2	Lock Nut, 5/8"-11
	GA10622	1	Spring Mount
5	GA10622	1	Spring Mount
	GD2681	1	Pin, 1 1/4" x 1 3/2"
6	G10460	2	Cotter Pin, 1/4" x 2"

ITEM	PART NO.	QTY.	DESCRIPTION
7	GA10621	1	Arm W/Grease Fittings
	G10641	2	Grease Fitting, 1/8" NPT
8	GA0241	1	Wheel, 5" x 15"
9	GD1166	1	Valve Stem
10	G10012	1	Hex Head Cap Screw, 5/8"-11 x 6 1/2"
	G11391	1	Flat Washer, 5/8" SAE
11	GA10908	1	Spring Mount
12	GB0196	1	Washer
13	GD7831	1	Compression Spring
14	GA10907	1	Spring Guide
15	G11122	1	Hex Head Cap Screw, 5/8"-11 x 12"
	G10107	1	Lock Nut, 5/8"-11
16	G10026	2	Hex Head Cap Screw, 3/4"-10 x 2"
	G10231	2	Lock Washer, 3/4"
17	G11042	2	Hex Head Cap Screw, 3/4"-10 x 1 3/4"
	G10231	2	Lock Washer, 3/4"
	G10105	2	Hex Nut, 3/4"-10
18	GD13744	1	Hose Holder
19	GR1146	1	Sprocket, 18 Tooth
20	G10003	4	Hex Head Cap Screw, 3/8"-16 x 1 1/2"
	GR1122	4	Mounting Pad
	G11387	8	Flat Washer, 3/8" SAE
	G10229	4	Lock Washer, 3/8"
	G10101	4	Hex Nut, 3/8"-16
	GR0200	1	Offset Link, No. 2050
21	---	-	See "Liquid Fertilizer Piston Pump (Uses 18 Tooth Sprocket)" on page P227
22	G10007	2	Hex Head Cap Screw, 5/8"-11 x 1 1/2"
	G11391	2	Flat Washer, 5/8" SAE
	G10230	2	Lock Washer, 5/8"
	G10104	2	Hex Nut, 5/8"-11
23	GA10894	1	Pump Mount
24	G10017	2	Hex Head Cap Screw, 1/2"-13 x 1 1/2"
	G11389	2	Flat Washer, 1/2" SAE
	G10228	2	Lock Washer, 1/2"
	G10102	2	Hex Nut, 1/2"-13
25	GD13328	1	Scraper
26	G10013	1	Hex Head Cap Screw, 5/8"-11 x 3 1/2"
	G11391	1	Flat Washer, 5/8" SAE
	G10230	1	Lock Washer, 5/8"
	G10104	1	Hex Nut, 5/8"-11
27	GA0262	1	Idler Sprocket W/Bearing, 15 Tooth
28	GD7817-05	1	Spacer, 1 1/16" I.D. x 1 1/4" Long
29	GD0844	1	Tire, 7.60" x 15", 8 Ply (Specify Brand*)
30	GA2559	1	Spindle
31	GA0252	2	Seal
32	GA0251	2	Bearing
33	GR0267	5	Lug Nut, 1/2"-20
34	G2500-84	1	Sprocket, 48 Tooth
35	G10019	4	Hex Head Cap Screw, 5/16"-18 x 1"
	G10232	4	Lock Washer, 5/16"
36	GD0831	2	Shoulder Nut, 1 1/4"-12 UNF-2A
37	GA0547	1	Hub W/Cups And Studs, 5 Bolt
	GR0190	2	Cup
	GR0204	5	Stud
38	G3200-63	-	Chain, No. 2050, 63 Pitch Including Connector And Offset Link, Used With NGP-7075 Piston Pump
	GR0195	-	Connector Link, No. 2050
	GR0200	-	Offset Link, No. 2050
39	GD2558	1	Lynch Pin, 1/4"

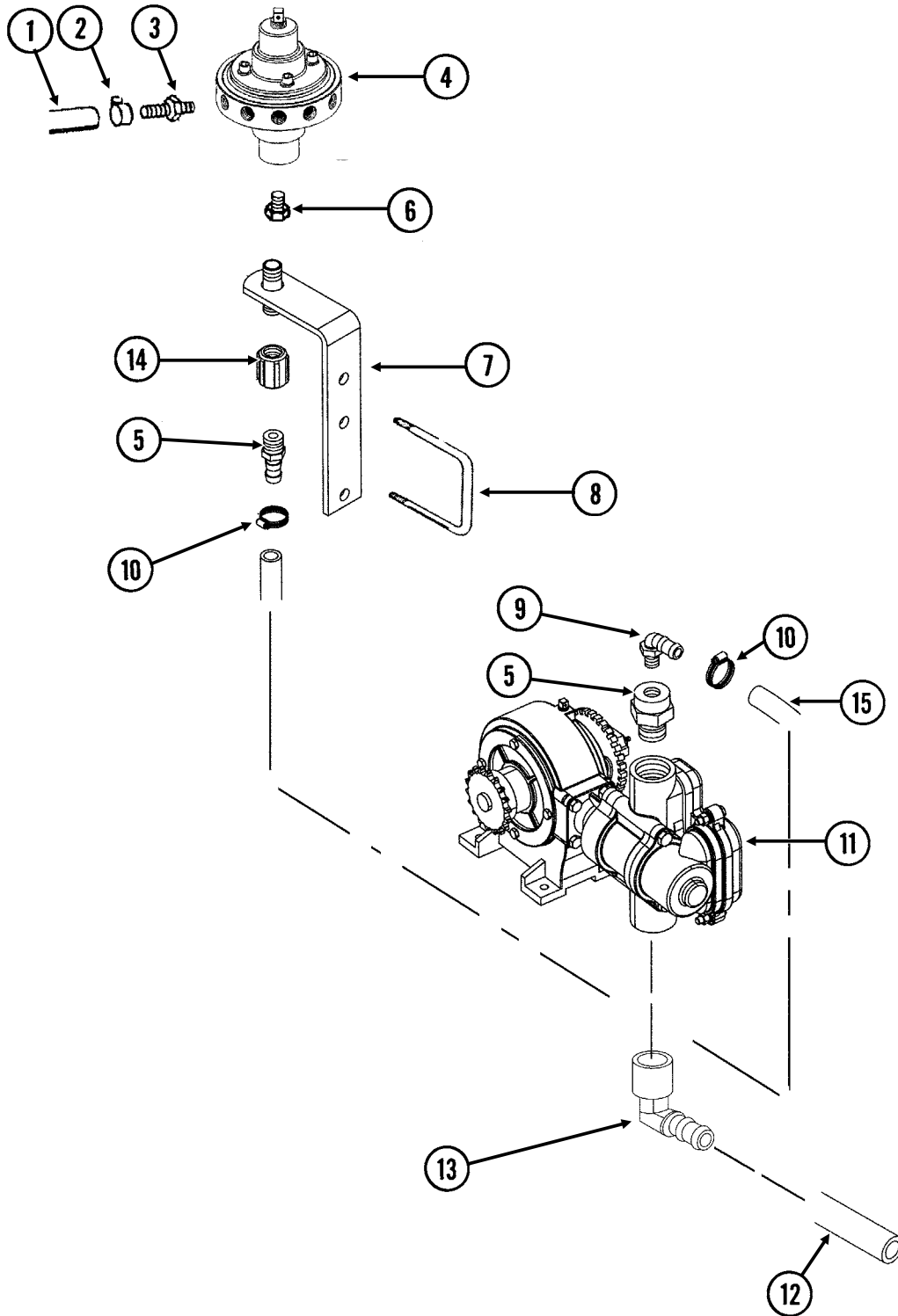
* Specific brand requests will be supplied only as available from current Kinze Repair Parts stock. If a specific brand requested is not in stock, the brand available will be supplied. Different brand tires may have different diameters. Change in tire brand may affect rates. Field checks are recommended after any change in tires.

(FRTZ280/FRTZ298)



ITEM	PART NO.	QTY.	DESCRIPTION
1	G4301-06	1	Hose, 3/8" x 160', 12 Row
	G4301-05	1-2	Hose, 3/8" x 120', 16 Row
2	G10681	-	Hose Clamp, No. 6
3	GD11700	-	Adapter, 1/4" NPT To 3/8" Barb
4	---	-	See "Liquid Fertilizer Piston Pump Flow Divider" on page P229
5	G10292	-	Pipe Plug, 1/4" NPT
6	G10995	1	Reducing Bushing, 1" Male NPT To 3/4" Female, Stainless Steel (If Applicable)
7	GA6527	1	Mount, 3/4" NPT
8	GD1113	1	U-Bolt, 5" x 7" x 5/8"-11
	G10230	2	Lock Washer, 5/8"
	G10104	2	Hex Nut, 5/8"-11
9	GA3893	1	Strainer Complete
	GR0880	-	Screen, No. 40 Mesh
	GR0881	-	Gasket
	GR0882	-	Y-Body
	GR0883	-	End Cap
10	G10278	-	Hose Clamp, No. 16
11	G10626	2	Adapter, 1 1/4" NPT To Barb
12	---	-	See "Liquid Fertilizer Tanks, Saddles, Saddle Mounts, and Hoses (Conventional)" on page P215
13	G10674	2	Hose Clamp, No. 24
14	G11083	1	Coupler, 3/4" Female NPT
15	G4205-10	-	Hose, 3/4" x 200"
16	G10734	1	Reducing Bushing, 1 1/2" Male NPT To 3/4" Female
17	G10917	1	Elbow, 90°, 3/4" NPT To Barb
18	---	-	See "Liquid Fertilizer Piston Pump (Uses 18 Tooth Sprocket)" on page P227
19	G10615	1	Reducing Bushing, 1 1/2" Male NPT To 1 1/4" Female
20	G10619	1	Close Nipple, 1 1/4" NPT
21	G10887	1	Elbow, 90°, 1 1/4" Male NPT To Female

(FRTZ298b)

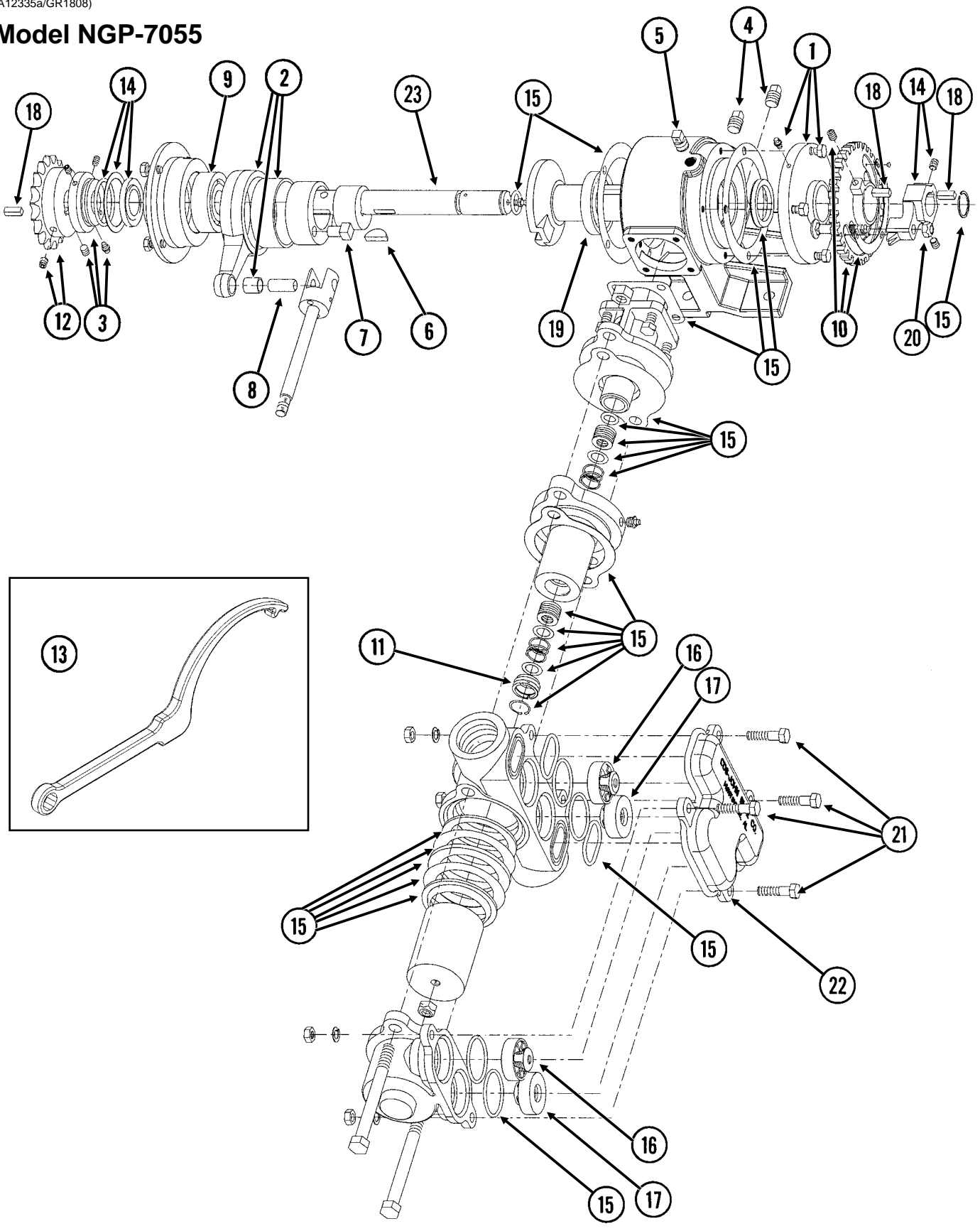


Liquid Fertilizer Flow Divider Mount and Hoses (Bulk Fill)

ITEM	PART NO.	QTY.	DESCRIPTION
1	G4301-06	1	Hose, 3/8" x 160', 12 Row
	G4301-05	1-2	Hose, 3/8" x 120', 16 Row
2	G10681	-	Hose Clamp, No. 6
3	GD11700	-	Adapter, 1/4" NPT To 3/8" Barb
4	---	-	See "Liquid Fertilizer Piston Pump Flow Divider" on page P229
5	G10734	1	Reducing Bushing, 1 1/2" Male NPT To 3/4" Female
6	G10995	1	Reducing Bushing, 1" Male NPT To 3/4" Female, Stainless Steel (If Applicable)
7	GA6527	1	Mount, 3/4" NPT
8	GD1113	1	U-Bolt, 5" x 7" x 5/8"-11
	G10230	2	Lock Washer, 5/8"
	G10104	2	Hex Nut, 5/8"-11
9	G10917	1	Elbow, 90°, 3/4" NPT To Barb
10	G10278	-	Hose Clamp, No. 16
11	---	-	See "Liquid Fertilizer Piston Pump (Uses 18 Tooth Sprocket)" on page P227
12	---	-	See "Liquid Fertilizer Tanks, Saddles, Saddle Mounts, and Hoses (ASD)" on page P217
13	G11305	1	1 1/2" Male NPT/Hose Barb Elbow
14	G11083	1	Coupler, 3/4" Female NPT
15	G4205-10	-	Hose, 3/4" x 200"

(A12335a/GR1808)

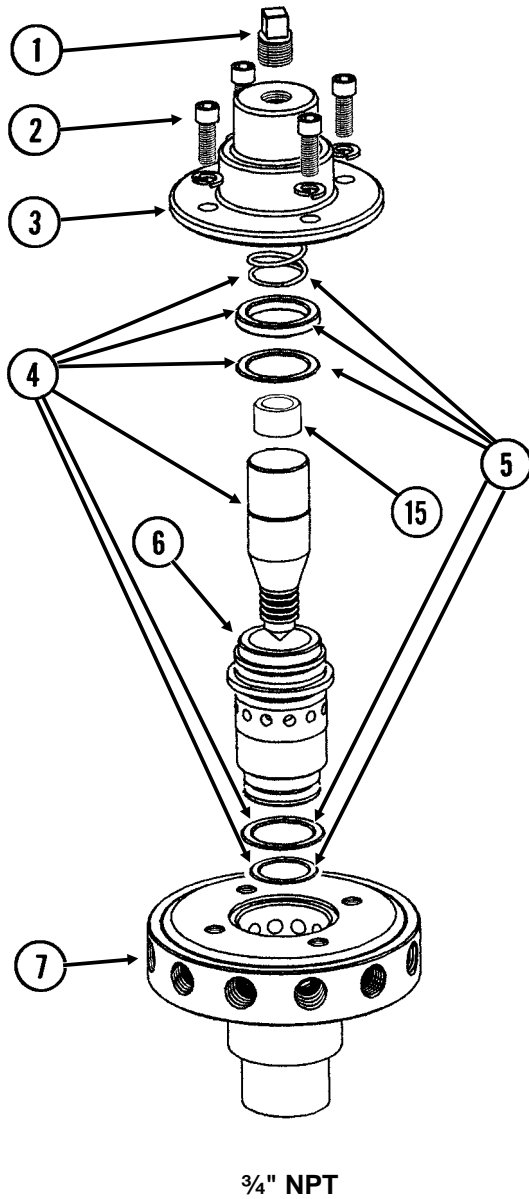
Model NGP-7055



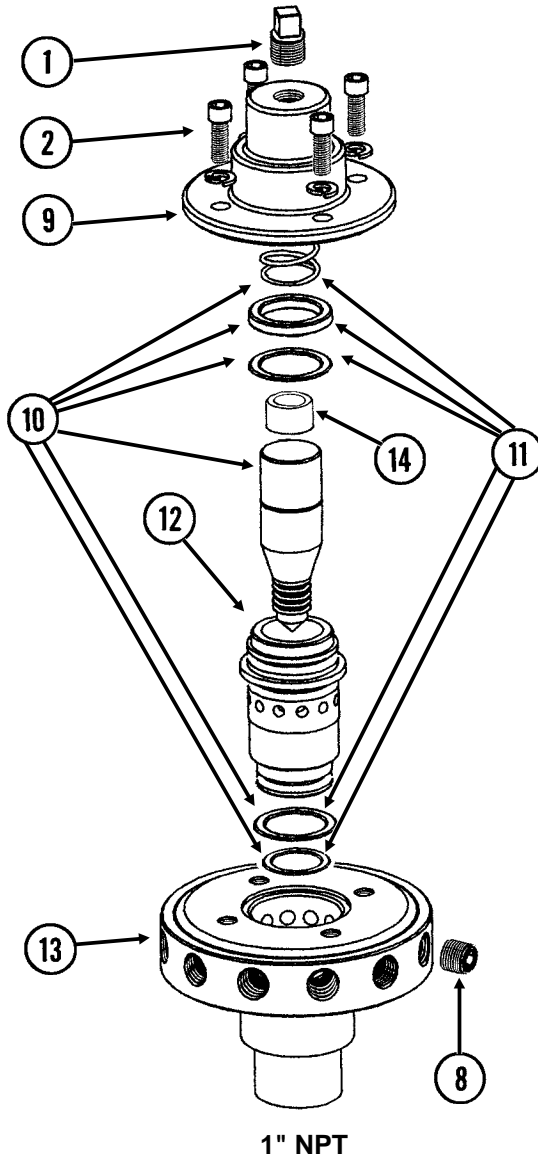
ITEM	PART NO.	QTY.	DESCRIPTION
1	GR1804	1	Flange Cover Assembly
	G10991	4	Hex Head Cap Screw, 5/16"-18 x 7/8"
2	GR1803	1	Connecting Rod Assembly
3	GR1801	1	Spacer Assembly
	G10693	3	Hex Socket Head Set Screw, 5/16"-18 x 3/8"
4	GR1123	2	Plug
5	GR1543	1	Vent Plug
6	GR1112	1	Woodruff Key
7	GR1120	1	Eccentric Pin
8	GR1124	1	Pin
9	GR1104	1	Bearing
10	GR1805	1	Setting Hub Assembly
11	GR1134	1	Stuffing Box Insert
12	GR1146	1	Sprocket, 18 Tooth
13	GR1808	1	Adjustment Wrench
14	GR1806	1	Setting Pointer Assembly
15	GR1796	1	Repair Kit, Includes: (6) Gaskets, (9) O-Rings, (4) Washers, (1) Retaining Ring, (2) Oil Seals, (1) Snap Ring, (1) Thrust Washer, (1) Rod Bushing, (2) Flange Plunger Packings, (2) Packing Springs, (2) Rod Vee Packing Sets
16	GR1800	2	Discharge Valve Assembly
17	GR1798	2	Suction Valve Assembly
18	GR1118	3	Setting Arm Key
19	GR1116	1	Bearing
20	G10306	1	Carriage Bolt, 3/8"-16 x 2"
	G10108	1	Lock Nut, 3/8"-16
21	G10003	4	Hex Head Cap Screw, 3/8"-16 x 1 1/2"
	G11387	4	Flat Washer, 3/8" SAE
	G10229	4	Lock Washer, 3/8"
	G10101	4	Hex Nut, 3/8"-16
22	GR2011	1	Valve Cover, NPG-7055
23	GR2185	-	Crankshaft
A	GA12335	-	Piston Pump Complete W/18 Tooth Sprocket (Model NGP-7055)

(FRTZ159/PT40a/FRTZ202c)

**Model FD-1200 Flow Divider,
12 Outlet**

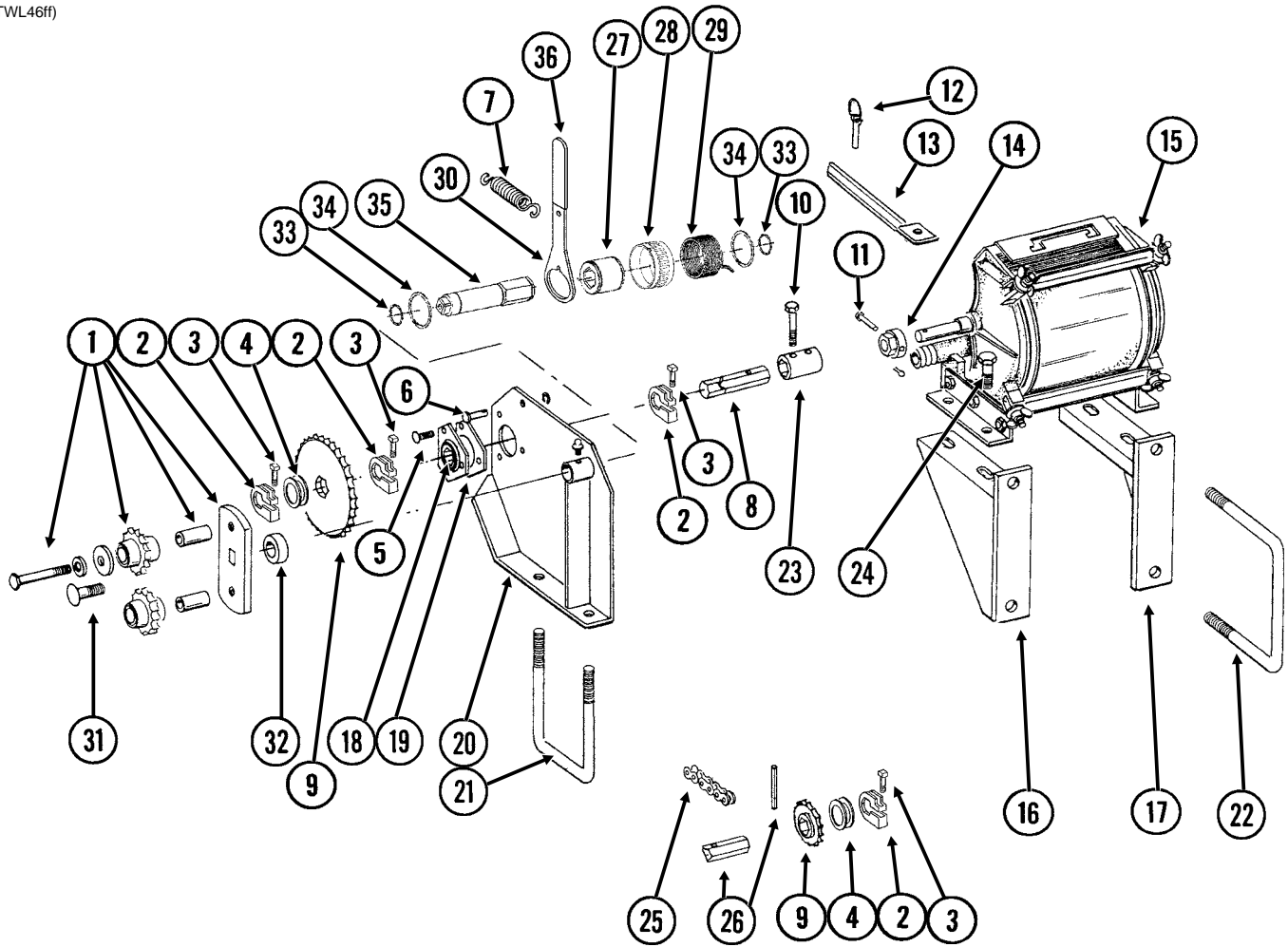


**Model FD-2000 Flow Divider,
20 Outlet**



ITEM	PART NO.	QTY.	DESCRIPTION
1	GR1543	1	Vent Plug
2	GR1542	4	Hex Socket Head Screw, 1/4"-20 x 3/4"
	GR1541	4	Lock Washer, 1/4", Stainless Steel
3	GR1540	1	Cap
4	GR1544	1	Needle Assembly W/Seal Kit (Item 22)
5	GR1545	1	Seal Kit, Includes: (3) O-Rings, (1) Seal, (1) Spring
6	GR1535	1	Sleeve
7	GR1533	1	Body, 12 Outlets
8	G10350	4	Hex Socket Head Plug, 1/4" NPT, Stainless Steel
9	GR1566	1	Cap
10	GR1567	1	Needle Assembly W/Seal Kit (Item 22)
11	GR1568	1	Seal Kit, Includes: (3) O-Rings, (1) Seal, (1) Spring
12	GR1561	1	Sleeve
13	GR1559	1	Body, 20 Outlets
14	GR1575	1	Sleeve, Stainless Steel
15	GR1574	1	Sleeve, 1" O.D. x 1/2" Long, Stainless Steel
A	GA8931	1	Liquid Fertilizer Piston Pump Flow Divider Complete, 12 Outlet (Model FD-1200) (Items 1-7) (12 Row Sizes)
B	GA9407	1	Liquid Fertilizer Piston Pump Flow Divider Complete, 20 Outlet (Model FD-2000) (Items 1, 2 And 8-14) (16 Row Size)

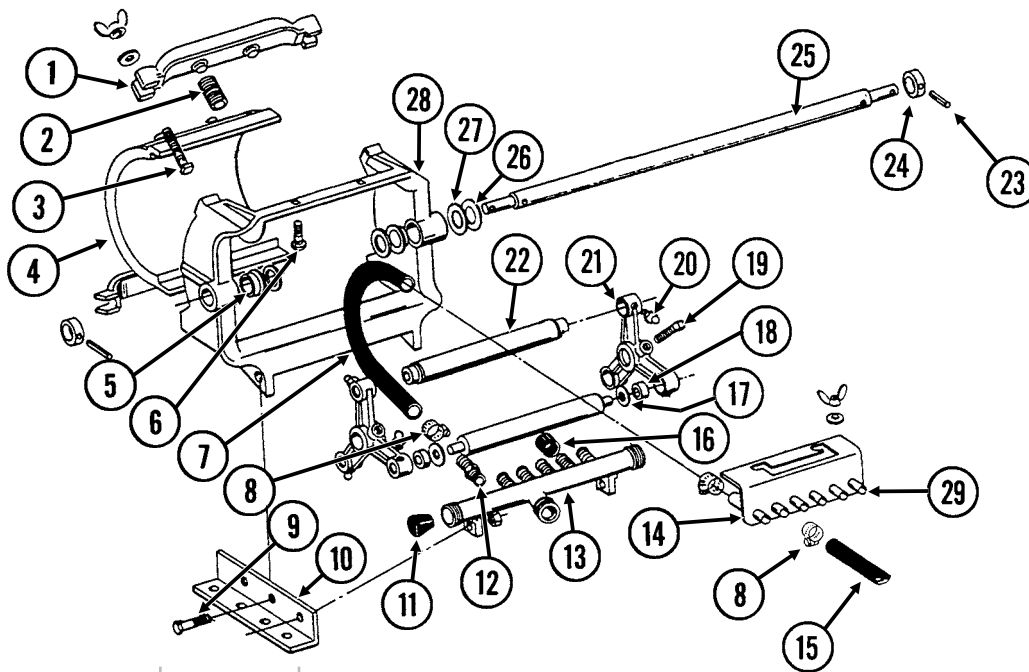
(TWL46ff)



ITEM	PART NO.	QTY. (Per Side)	DESCRIPTION
1	GA7336	1	Idler W/Bolt-On Sprockets
	GD7426	-	Sprocket, 12 Tooth
	GD1026	-	Sleeve, 1 ³ / ₁₆ " Long
	G11387	-	Flat Washer, ³ / ₈ " SAE
	G10229	-	Lock Washer, ³ / ₈ "
	G10047	-	Hex Head Cap Screw, ³ / ₈ "-16 x 1 ³ / ₄ "
	GD11045	4	Lock Clamp
2	G10130	4	Square Head Machine Bolt, ⁵ / ₁₆ "-18 x 1 ³ / ₄ "
	G10923	4	Flange Nut, ⁵ / ₁₆ "-18, No Serration
4	G10233	-	Machine Bushing, 1", 10 Gauge (As Required)
	G10303	3	Carriage Bolt, ⁵ / ₁₆ "-18 x 1"
5	G11386	3	Flat Washer, ⁵ / ₁₆ " SAE
	G10232	3	Lock Washer, ⁵ / ₁₆ "
	G10106	3	Hex Nut, ⁵ / ₁₆ "-18
	G10478	1	Clevis Pin, ⁵ / ₁₆ " x 1"
	G10409	1	Retaining Ring, ⁵ / ₁₆ "
7	GD5857	1	Spring
8	GD2548-54	-	Hex Shaft, ⁷ / ₈ " x 54" (1 Hole), 12/16 Row

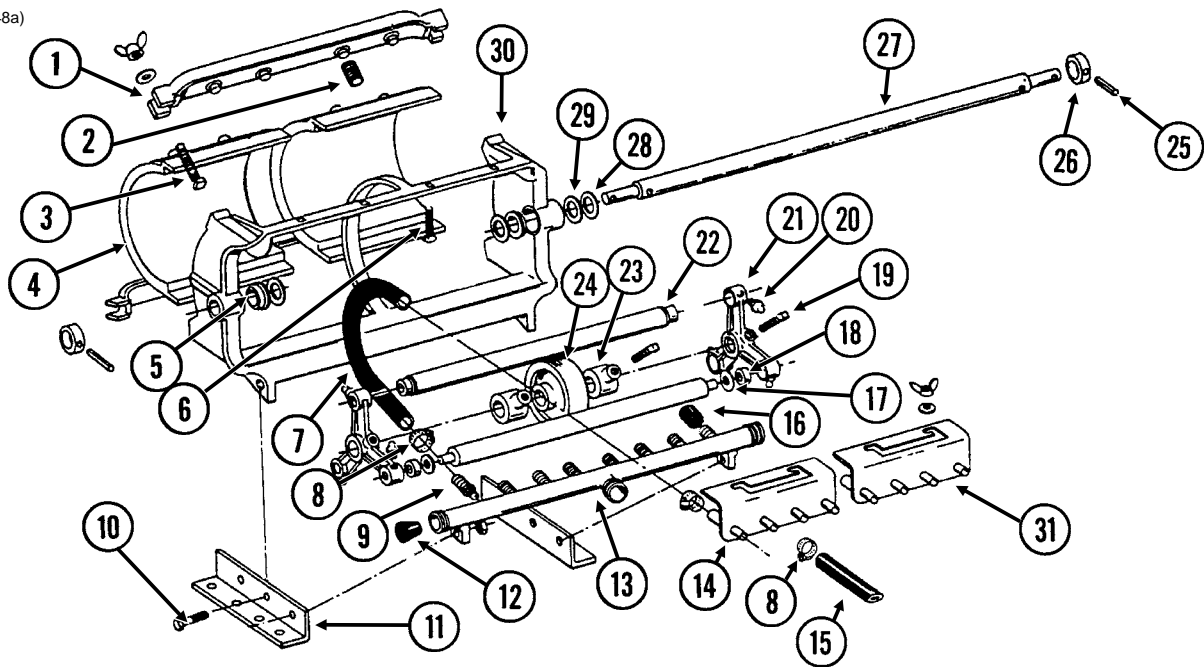
ITEM	PART NO.	QTY. (Per Side)	DESCRIPTION
9	GA5105	1	Sprocket, 15 Tooth
	GA5106	1	Sprocket, 17 Tooth
	GA5107	1	Sprocket, 19 Tooth
	GA5108	1	Sprocket, 23 Tooth
	GA5109	1	Sprocket, 24 Tooth
	GA5114	2	Sprocket, 30 Tooth
	GA6514	1	Sprocket, 46 Tooth
	GA5194	1	Sprocket, 50 Tooth
	GA6515	-	Sprocket, 62 Tooth
	GA5195	1	Sprocket, 66 Tooth
10	G10339	1	Hex Head Cap Screw, 5/16"-18 x 2"
	G10232	1	Lock Washer, 5/16"
	G10106	1	Hex Nut, 5/16"-18
11	G10821	1	Clevis Pin, 3/16" x 2"
	G10455	-	Cotter Pin, 1/16" x 1/2"
12	GD2558	1	Lynch Pin, 1/4"
13	GA5146	1	Sprocket Storage Rod
14	GD7127	1	Shear Coupler
15	---	-	See "Liquid Fertilizer Squeeze Pump, 12 Row" on page P233 See "Liquid Fertilizer Squeeze Pump, 16 Row" on page P234
16	GA4619	1	Pump Mount, L.H.
17	GA4620	1	Pump Mount, R.H.
18	G2100-03	1	Bearing, 7/8" Hex Bore, Spherical
19	G3400-01	2	Flangette
20	GA4617	1	Drive Plate W/Grease Fitting
	GA4618	-	Drive Plate W/Grease Fitting (Shown)
	G10640	-	Grease Fitting, 1/4"-28
21	GD1134	1	U-Bolt, 7" x 5" x 5/8"-11
	G10230	2	Lock Washer, 5/8"
	G10104	2	Hex Nut, 5/8"-11
22	GD1113	2	U-Bolt, 5" x 7" x 5/8"-11
	G10230	4	Lock Washer, 5/8"
	G10104	4	Hex Nut, 5/8"-11
23	GD6924	1	Coupler
24	G10004	4	Hex Head Cap Screw, 3/8"-16 x 1 1/4"
	G11387	4	Flat Washer, 3/8" SAE
	G10229	4	Lock Washer, 3/8"
	G10101	4	Hex Nut, 3/8"-16
25	G3310-170	1	Chain, No. 40, 170 Pitch Including Connector Link
	GR0912	-	Connector Link, No. 40
26	---	-	See "Seed Rate Transmission and Row Unit Drill Shafts" on page P135
27	GD14432	1	Sleeve, 1 1/4"
28	GD19344	-	Release Collar, Gray, L.H. (Shown)
	GD19343	1	Release Collar, Blue, R.H.
29	GD14414	1	Torsion Spring, R.H. (Used In L.H. Wrap Spring Wrench) (Shown)
	GD14413	-	Torsion Spring, L.H. (Used In R.H. Wrap Spring Wrench)
30	GD14431	1	Handle
31	G11100	1	Hex Socket Button Head Cap Screw, 1/4"-20 x 1/2", Grade 8
	G10227	1	Lock Washer, 1/4"
	G11453	1	Fender Washer, 1/4"
32	GD2734-08	1	Sleeve, 1 1/4" O.D. x 5/8" Long
33	G11075	2	External Inverted Snap Ring, 7/8"
34	G10496	2	External Inverted Snap Ring, 1 1/2"
35	GD14427	1	Tightener Shaft, 4 7/8"
36	G11078	1	Vinyl Cap
A	G1K269	-	Lock Clamp Kit (Items 2 and 3)
B	G1K379	-	Wrap Spring Wrench Replacement Kit, Gray Collar, L.H. (Items 27-36) (Shown)
	G1K378	1	Wrap Spring Wrench Replacement Kit, Blue Collar, R.H. (Items 27-36)

LFC011/LFC011(PT47a)



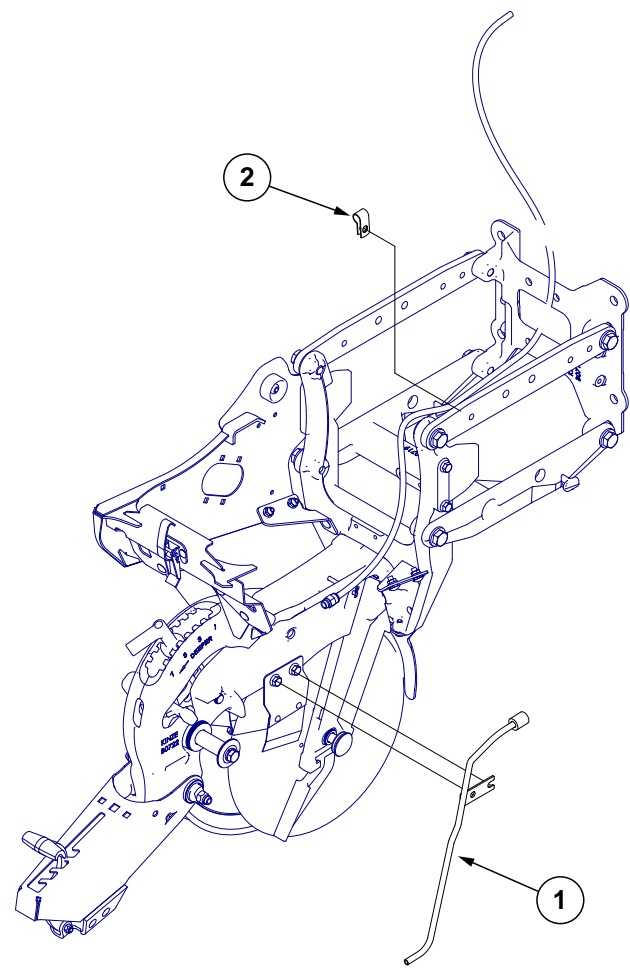
ITEM	PART NO.	QTY.	DESCRIPTION
1	GR0216	2	Spring Anchor Bar
2	GR0214	4	Spring
3	G10130	4	Square Head Machine Bolt, 5/16"-18 x 1 3/4"
	G11386	4	Flat Washer, 5/16" SAE
	G10144	4	Wing Nut, 5/16"-18
4	GR0212	1	Plate
5	GR0207	2	Nylon Bushing
6	G10303	2	Carriage Bolt, 5/16"-18 x 1"
	G11386	2	Flat Washer, 5/16" SAE
	G10144	2	Wing Nut, 5/16"-18
7	GR0215	6	Metering Hose, 1/2" x 13"
8	G10681	-	Hose Clamp, No. 6
9	G10004	4	Hex Head Cap Screw, 3/8"-16 x 1 1/4"
	G10101	4	Hex Nut, 3/8"-16
10	GR0213	2	Angle
11	GR0217	2	Manifold Plug
12	GR0232	6	Adapter
13	GR0228	1	Intake Manifold
14	GR1484	1	Discharge Manifold Less Hose Barbs
15	G4301-06	1	Hose, 3/8" x 160', 12 Row 30"
16	GR0211	-	Rubber Cap
17	GR0229	6	Nylon Washer
18	GR1626	6	Bushing
19	G10131	2	Square Head Set Screw, 5/16"-18 x 3/4"
20	G10640	8	Grease Fitting, 1/4"-28
21	GR0231	2	Roller Arm
22	GR0233	3	Roller
23	G10718	2	Spring Pin, 5/16" x 1 1/8"
24	GD9109	2	Sleeve
25	GD9107	1	Shaft
26	GR0226	2	Shim, 3/64"
27	GR0225	2	Shim, 1/32"
28	GR0208	1	Frame
29	GR1577	6	Nylon Hose Barb, 1/2" x 3/8" (If Applicable)
A	GA8691	2	Squeeze Pump Complete, 6 Rows (Items 1-13, 15-22 And 25-29)

LFC010(PT48a)



ITEM	PART NO.	QTY.	DESCRIPTION
1	GR0221	2	Spring Anchor Bar
2	GR0214	8	Spring
3	G10130	4	Square Head Machine Bolt, 5/16"-18 x 1 3/4"
	G11386	4	Flat Washer, 5/16" SAE
	G10144	4	Wing Nut, 5/16"-18
4	GR0212	2	Plate
5	GR0207	2	Nylon Bushing
6	G10303	4	Carriage Bolt, 5/16"-18 x 1"
	G11386	4	Flat Washer, 5/16" SAE
	G10144	4	Wing Nut, 5/16"-18
7	GR0215	8	Metering Hose, 1/2" x 13"
8	G10681	-	Hose Clamp, No. 6
9	GR0232	8	Adapter
10	G10004	4	Hex Head Cap Screw, 3/8"-16 x 1 1/4"
	G10101	4	Hex Nut, 3/8"-16
11	GR0279	1	Angle, L.H.
	GR0280	1	Angle, R.H.
12	GR0217	2	Manifold Plug
13	GR0284	1	Intake Manifold
14	GR1485	2	Discharge Manifold Less Hose Barbs
15	G4301-05	1	Hose, 3/8" x 120'
16	GR0211	-	Rubber Cap
17	GR0229	6	Nylon Washer
18	GR1626	6	Bushing
19	G10131	2	Square Head Set Screw, 5/16"-18 x 3/4"
20	G10640	8	Grease Fitting, 1/4"-28
21	GR0231	2	Roller Arm
22	GR0283	3	Roller
23	GR0282	2	Set Collar
24	GR0281	1	Back Up Roller
25	G10718	2	Spring Pin, 5/16" x 1 1/8"
26	GD9109	2	Sleeve
27	GD9108	1	Shaft
28	GR0226	4	Shim, 3/64"
29	GR0225	4	Shim, 1/32"
30	GR0222	1	Frame
31	GR1577	8	Nylon Hose Barb, 1/2" x 3/8" (If Applicable)
A	GA8692	2	Squeeze Pump Complete, 8 Rows (Items 1-14, 16-24 And 27-31)

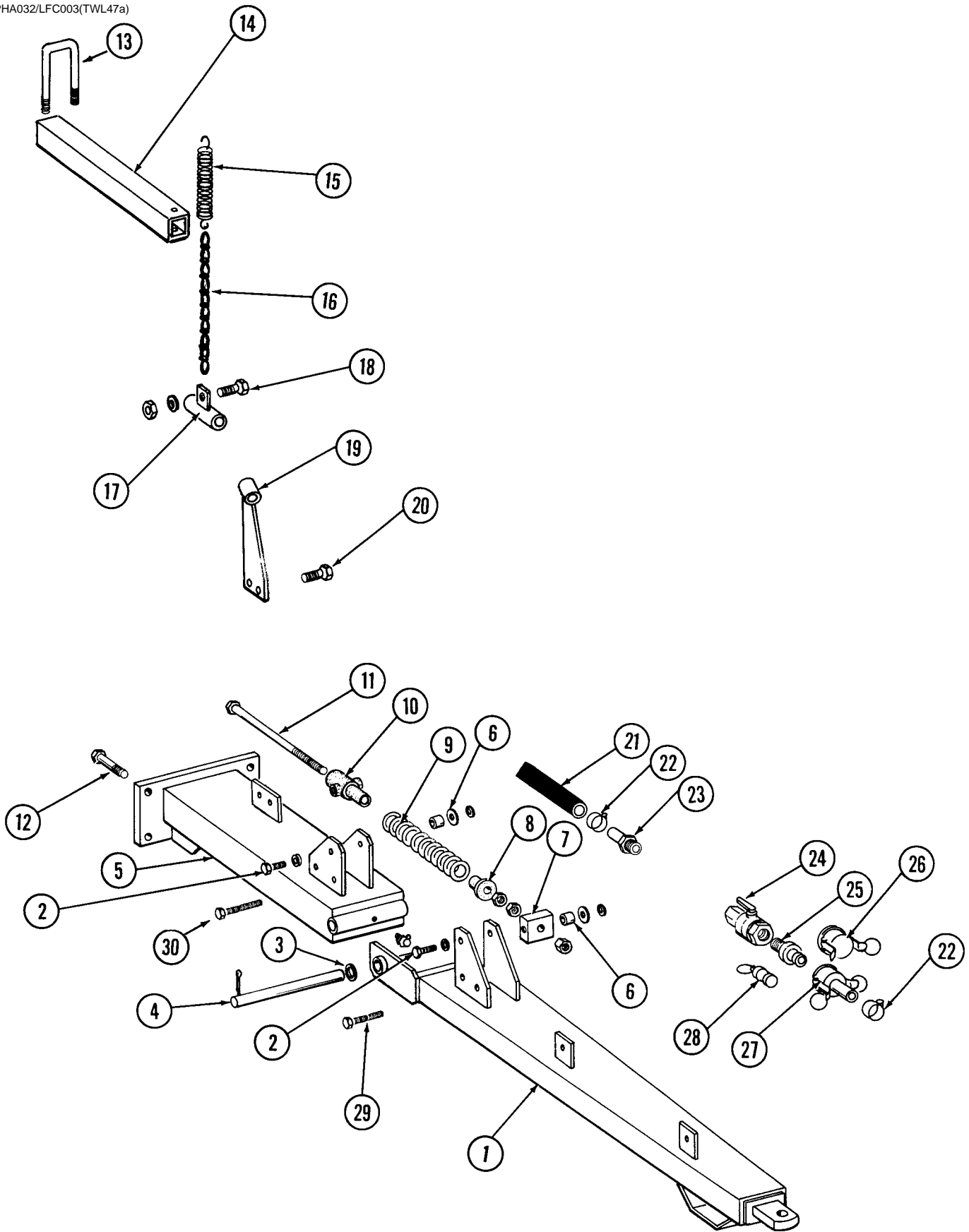
(A18821a)



ITEM	PART NO.	QTY.	DESCRIPTION
1	GA18822	-	Liquid Fertilizer Tube
2	GD13348	-	Insulated Clamp, 1 1/16"

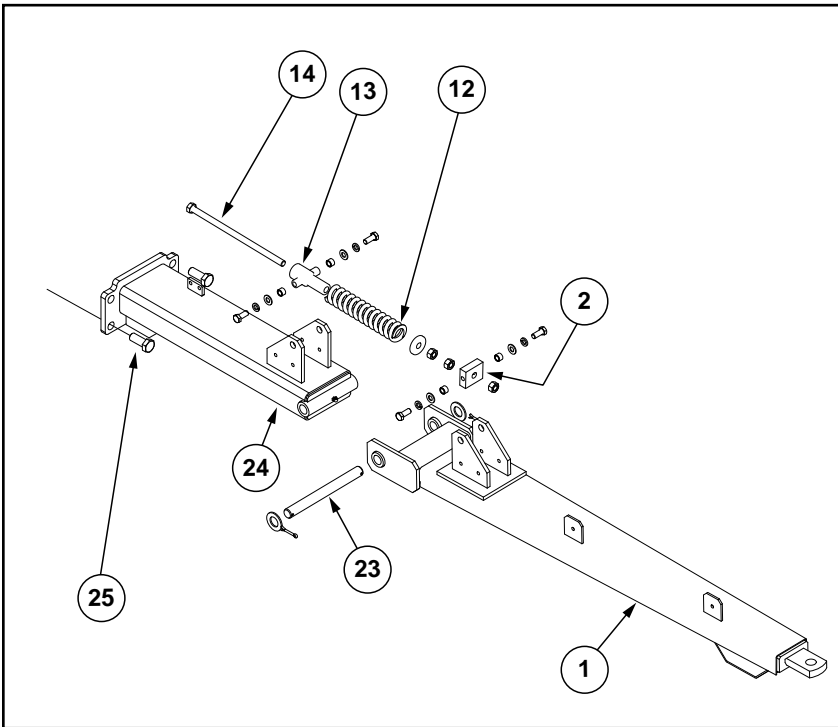
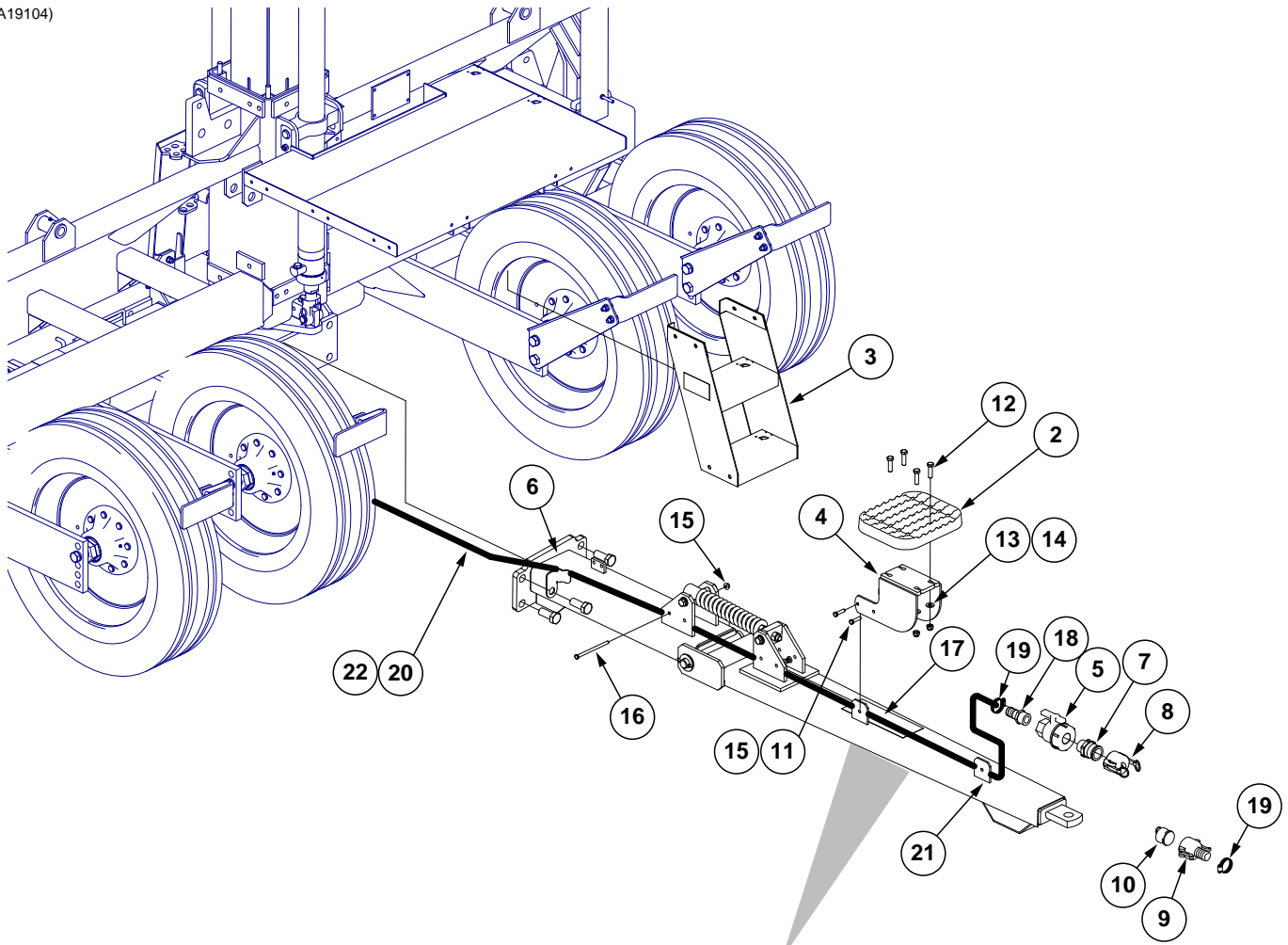
This page left blank intentionally.

PHA032/LFC003(TWL47a)

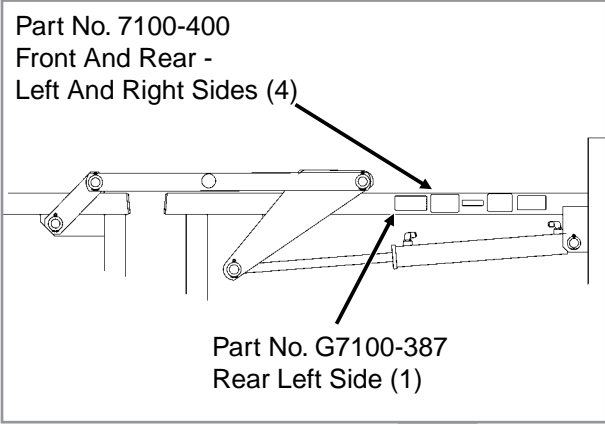


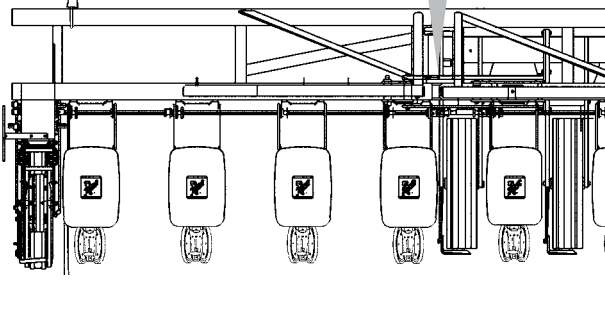



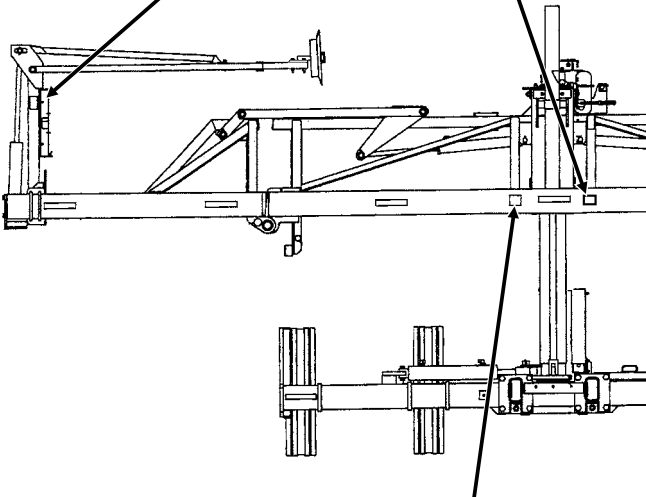



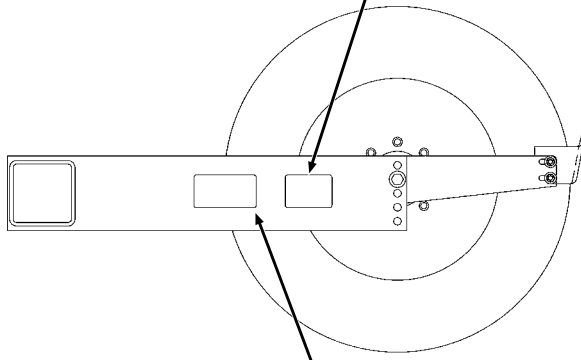

ITEM	PART NO.	QTY.	DESCRIPTION
1	GA6961	1	Hitch
2	G10007	4	Hex Head Cap Screw, 5/8"-11 x 1 1/2"
	G11391	4	Flat Washer, 5/8" SAE
	G10230	4	Lock Washer, 5/8"
3	G11396	2	Flat Washer, 1 1/4" SAE
4	GD3547	1	Pin, 1 1/4" x 12 3/4"
	G10460	2	Cotter Pin, 1/4" x 2"
5	GA6960	1	Hitch
6	GB0218	4	Bushing, 2 1/32" I.D. x 7/8" O.D. x 1 9/32" Long
7	GD7908	1	Tap Block
8	GB0213	1	Spring Seat
9	GD2115	1	Spring
10	GB0206	1	Rod Guide
11	GD7907	1	Special Bolt
	G10105	3	Hex Nut, 3/4"-10
12	G10826	5	Hex Head Cap Screw, 1"-8 x 2 1/2"
	G10396	5	Lock Nut, 1"-8
13	GD2721	2	U-Bolt, 2" x 2" x 1/2"-13
	G10228	4	Lock Washer, 1/2"
	G10102	4	Hex Nut, 1/2"-13
14	GD10196	-	Hanger Tube
15	GD0829	-	Spring
16	G3305-03	-	Twin Loop Chain, 15 Links
17	GA7209	-	Hose Support
18	G10064	1	Hex Head Cap Screw, 1/4"-20 x 1"
	G11385	2	Flat Washer, 1/4" SAE
	G10110	1	Lock Nut, 1/4"-20, Grade B
19	GA7208	-	Hose Support
20	G10004	2	Hex Head Cap Screw, 3/8"-16 x 1 1/4"
	G10108	2	Lock Nut, 3/8"-16
21	G4200-01	1	Hose, 1 1/4" x 22'
22	G10672	6	Hose Clamp, No. 28
23	G10626	1	Adapter, 1 1/4" NPT To Barb
24	GA4976	1	Shutoff Valve, 1 1/4" NPT
	GR1015	-	Body O-Ring
	GR1016	-	Stem O-Ring
	GR1017	-	Teflon Seat
	GR1018	-	Ball
	GR1019	-	Handle
25	GD1514	1	Adapter, 1 1/4" Male NPT To Cam Lock
26	GD1515	1	Dust Cap, 1 1/4" Cam Lock
27	GD1516	1	Adapter, 1 1/4" Barb To Female Cam Lock
28	GD1517	1	Dust Plug, 1 1/4" Male Cam Lock
29	G10172	1	Hex Head Cap Screw, 3/8"-16 x 5"
	G10229	1	Lock Washer, 3/8"
	G10101	1	Hex Nut, 3/8"-16
30	G10756	1	Hex Head Cap Screw, 3/8"-16 x 6"
	G10229	1	Lock Washer, 3/8"
	G10101	1	Hex Nut, 3/8"-16

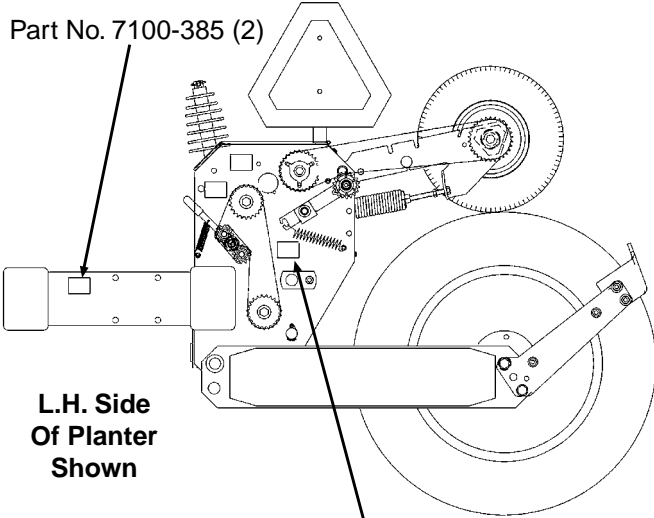

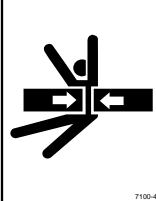

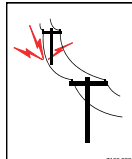
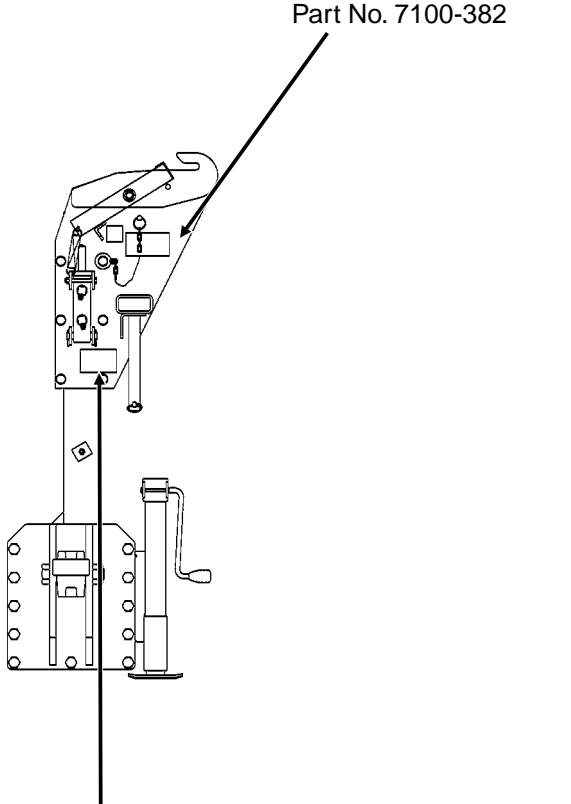
(A19104)

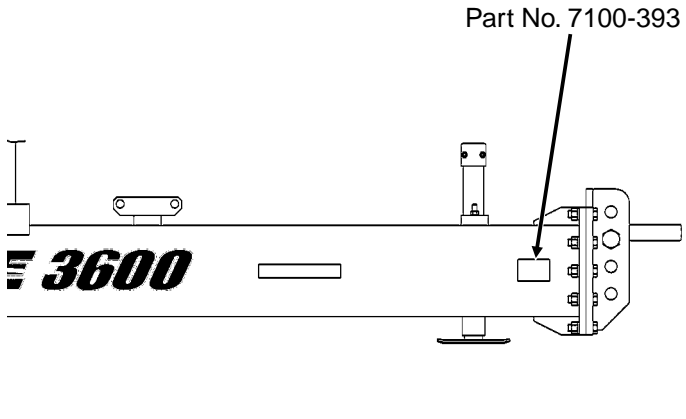

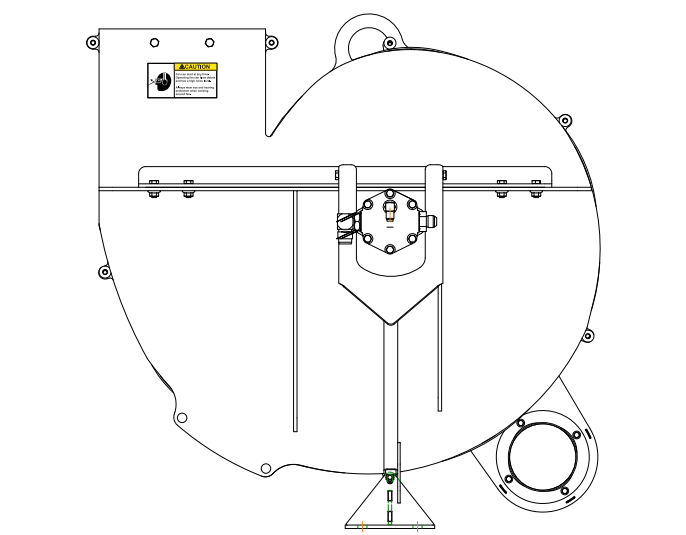
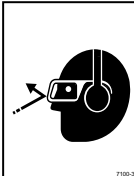
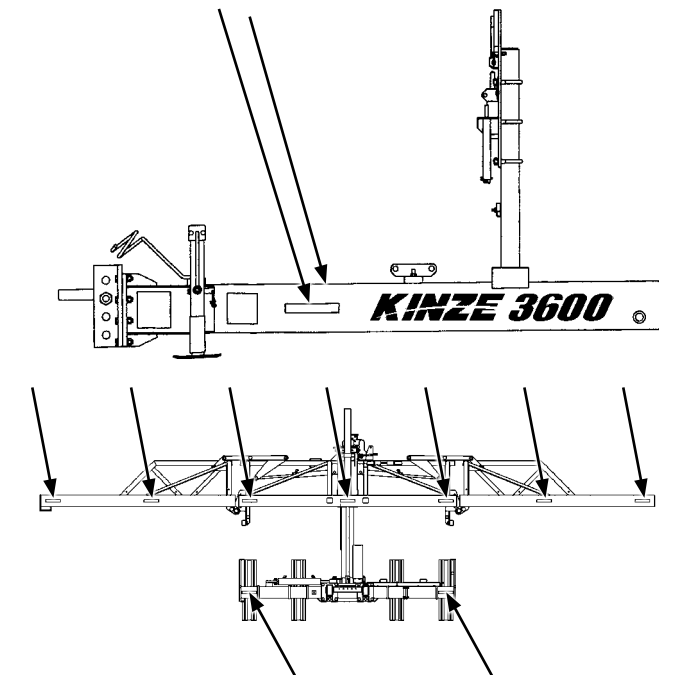



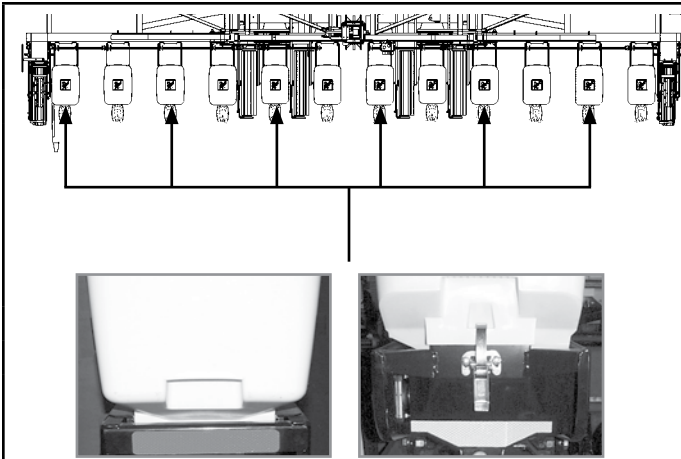
ITEM	PART NO.	QTY.	DESCRIPTION
1	GA6961	1	Hitch
2	GB0315	1	Step
3	GA16145	1	Ladder
4	GA14520	1	Hitch Step
5	GA4976	1	Shutoff Valve, 1¼" NPT
	GR1015	-	Body O-Ring
	GR1016	-	Stem O-Ring
	GR1017	-	Teflon Seat
	GR1018	-	Ball
	GR1019	-	Handle
6	GD20757	1	Hose Routing Bracket
7	GD1514	1	Adapter, 1¼" Male NPT To Cam Lock
8	GD1515	1	Dust Cap, 1¼" Cam Lock
9	GD1516	1	Adapter, 1¼" Barb To Female Cam Lock
10	GD1517	1	Dust Plug, 1¼" Male Cam Lock
11	G10003	4	Hex Head Cap Screw, ⅜"-16 x 1½"
12	G10039	4	Hex Head Cap Screw, ½"-13 x 1¾"
13	G11389	4	Flat Washer, ½" SAE
14	G10111	4	Lock Nut, ½"-13
15	G11091	5	Serrated Flange Nut, ⅜"-16
16	G10756	1	Hex Head Cap Screw, ⅜"-16 x 6"
17	GD13706-02	1	Anti-Slip Tape, 4" x 12"
18	G10626	1	Adapter, 1¼" NPT To Barb
19	G10672	2	Hose Clamp, No. 28
20	G4200-01	1	Hose, 1¼" x 22'
21	GD2117	2	Cable Tie, 14½"
22	GD2984	2	Cable Tie, 34"
23	GD3547	1	Pin, 1¼" x 12¾"
	G11396	2	Flat Washer, 1¼"
	G10460	2	Cotter Pin, ¼" x 2"
24	GA6960	1	Hitch
25	G10826	5	Hex Head Cap Screw, 1"-8 x 2½"
	G10396	5	Lock Nut, 1"-8
26	GD7908	1	Tap Block
	G10007	2	Hex Head Cap Screw, ⅝"-11 x 1½"
	G10230	2	Lock Washer, ⅝"
	G11391	2	Flat Washer, ⅝" SAE
	GB0218	2	Bushing, 2½" I.D. x ⅞" O.D. x 1⅞" Long
27	GD7907	1	Special Bolt
28	GB0206	1	Rod Guide
	G10007	2	Hex Head Cap Screw, ⅝"-11 x 1½"
	G10230	2	Lock Washer, ⅝"
	G11391	2	Flat Washer, ⅝" SAE
	GB0218	2	Bushing, 2½" I.D. x ⅞" O.D. x 1⅞" Long
29	GD2115	1	Spring
	G10105	3	Hex Nut, ¾"-10
	GB0213	1	Spring Seat

<p>Part No. 7100-400 Front And Rear - Left And Right Sides (4)</p> 	 <p>WARNING Transporting planter with hoppers over half full or unevenly loaded can cause loss of control and could result in death, serious injury, or damage to property and equipment. Properly load planter when transporting. Be aware of extra transport weight, and road conditions and limits.</p>
<p>Part No. G7100-387 Rear Left Side (1)</p> 	<p>Part No.: G7100-400 Description: Decal, Warning Quantity: 4 (Front and Rear/Left and Right)</p>
	<p>Part No.: G7100-68 Description: Decal, Warning (used prior to 2012 Production; replaced by G7100-385) Quantity: 1</p>
	 <p>WARNING Uncontrolled machine movement can crush resulting in death, serious injury, or damage to property and equipment. Install safety lockup devices before working under or transporting this equipment.</p>
	<p>Part No.: G7100-385 Description: Decal, Warning (2012 Production and On; replaces G7100-68) Quantity: 1</p>

<p>Part No. 7100-385 Front And Back On L.H. Side Of Planter</p> <p>Part No. 7100-397 On Each Side of Row Marker</p>  <p>Part No. 7100-385 Front And Back On R.H. Side Of Planter</p>	 <p>WARNING</p> <p>Uncontrolled machine movement can crush resulting in death, serious injury, or damage to property and equipment.</p> <p>Install safety lockup devices before working under or transporting this equipment.</p>
<p>Part No.: G7100-385 Description: Decal, Warning Quantity: 2 Front And Back On L.H. Side Of Planter (2)</p>	 <p>WARNING</p> <p>Row marker can lower at any time and could cause death or serious injury.</p> <p>Stay away from row markers!</p> <p>Install safety lockup device when not in use.</p>
<p>Part No.: G7100-397 Description: Decal, Danger Quantity: 2 On Each Side of Row Marker</p>	 <p>WARNING</p> <p>Removing this wheel and axle assembly can cause equipment to tip over which could result in death, serious injury, or damage to property and equipment.</p>
<p>Part No. 7100-386 (1)</p>  <p>Part No. 7100-370 (2) Each side of outer stub axles.</p>	<p>Part No.: G7100-386 Description: Decal, Warning Quantity: 1</p>
 <p>WARNING</p> <p>Overinflation may cause explosive separation of tire and rim which could result in death or serious injury. Follow inflation specifications and maintenance instructions in the operator's manual.</p>	<p>Part No.: G7100-370 Description: Decal, Warning Quantity: 2 On Each Side Of Outer Stub Axles</p>

 <p>Part No. 7100-385 (2)</p> <p>L.H. Side Of Planter Shown</p> <p>Part No. 7100-402 (2)</p>	 <p>WARNING</p> <p>Uncontrolled machine movement can crush resulting in death, serious injury, or damage to property and equipment. Install safety lockup devices before working under or transporting this equipment.</p>
<p>Part No.: G7100-385 Description: Decal, Warning Quantity: 2</p>	 <p>WARNING</p> <p>Uncontrolled movement of planter components can cause death, serious injury, or damage to property and equipment. Raise planter and install cylinder lockups before folding. Fold on level ground. Install wing safety latches before towing.</p>
<p>Part No.: G7100-402 Description: Decal, Warning Quantity: 2</p>	 <p>WARNING</p> <p>Uncontrolled movement of equipment can cause loss of control and could result in death, serious injury, or damage to property and equipment. Install all safety pins before transporting equipment.</p>
<p>Part No.: G7100-384 Description: Decal, Warning Quantity: 1</p>	 <p>DANGER</p> <p>CONTACTING OR COMING CLOSE TO POWER LINES OR OTHER HIGH ENERGY SOURCES WILL CAUSE DEATH OR SERIOUS INJURY. Keep away from power lines or high energy sources at all times.</p>
<p>Part No.: G7100-382 Description: Decal, Danger Quantity: 1</p>	 <p>Part No. 7100-382</p> <p>Part No. 7100-384</p>

 <p>Part No. 7100-393</p>	 <p>WARNING Loss of control can cause death or serious injury, or damage to property and equipment. Tow only with farm tractor weight rated and configured for this equipment. Use safety chains and transport as specified in the Operator and Parts Manual.</p> <p>Part No.: G7100-393 Description: Decal, Warning Quantity: 1</p>
	 <p>CAUTION Fan can start at any time. Operating fan can blow debris and has a high noise level. Always wear eye and hearing protection when working around fan.</p> <p>Part No.: G7100-392 Description: Decal, Caution Quantity: 2 (Located On Each Side Of Fan)</p>
	 <p>Part No.: G7100-259 Description: Reflective Decal, Amber, 1½" x 9", Rectangular Quantity: 2 (1 Located on Each Side of Hitch)</p> <p>7 (Used on 12 Row); 9 (Used on 16 Row) (Located On The Front Side Of The Front Toolbar - Side-Facing In Transport Position)</p> <p>2 (Forward-Facing)</p>



Note: 6 used on 12 row; 8 used on 16 row



Part No.: G7100-259
 Description: Reflective Decal, Amber, 1½" x 9", Rectangular
 Quantity: 2 (Per Row Unit - Located On The Granular Chemical Hopper Panel Extension Of Every Other Row Unit Beginning On The L.H. Side Of The Planter - Side-Facing In Transport Position) (With Optional Granular Chemical)


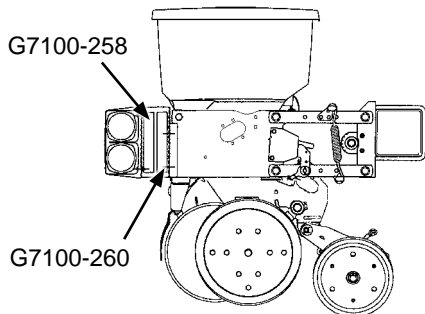
Part No.: G7100-262
 Description: Reflective Decal, Amber, 1¾" x 9", Die-Cut
 Quantity: 1 (Qty. 1 Per Row Unit - Located On The Hopper Support Of Every Other Row Unit Beginning On The L.H. Side Of The Planter - Side-Facing In Transport Position) (Standard)



Part No.: G7100-258
 Description: Reflective Decal, Red, 1½" x 9" Rectangular
 Quantity: 1 (Per Outer Scraper - Located On Top)

Part No.: G7100-260
 Description: Reflective Decal, Orange, 1½" x 9" Rectangular
 Quantity: 1 (Per Outer Scraper - Located On Bottom)

With Even-Row Push Row Unit Option

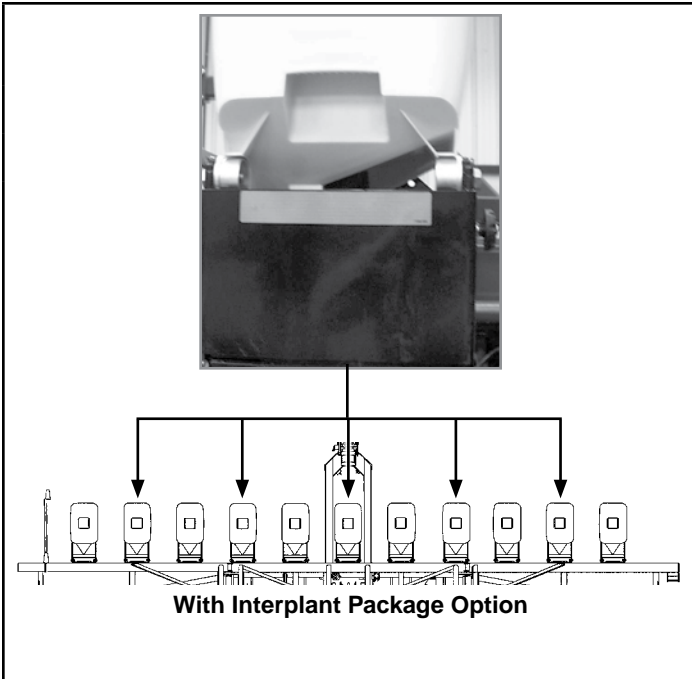


Part No.: G7100-258
 Description: Reflective Decal, Red, 1½" x 9" Rectangular
 Quantity: 1 (Located On The Light Bracket On The L.H. Side Of The Planter - Rear-Facing In Transport Position)

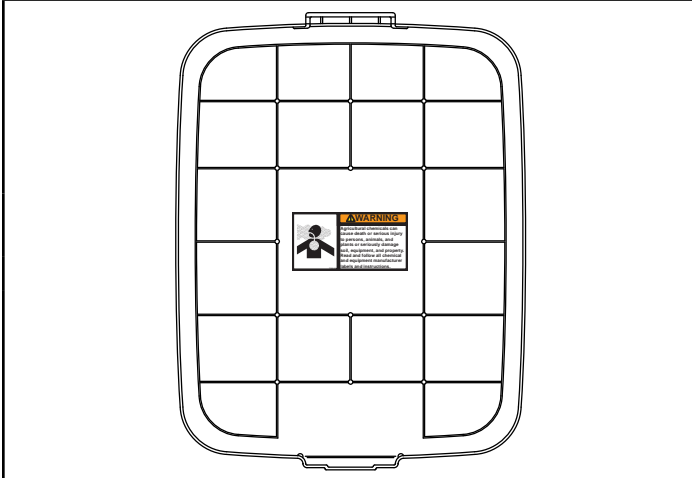
Part No.: G7100-260
 Description: Reflective Decal, Orange, 1½" x 9" Rectangular
 Quantity: 1 (Located On The Light Bracket On The L.H. Side Of The Planter - Rear-Facing In Transport Position)

Part No.: G7100-259
 Description: Reflective Decal, Amber, 1½" x 9", Rectangular
 Quantity: 1 Used Located On The Front Of The Optional Even-Row Push Row Unit - Side-Facing In Transport Position)

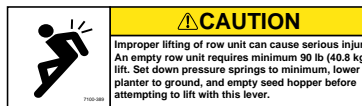

	<div style="background-color: #cccccc; width: 100px; height: 20px; margin-bottom: 10px;"></div> <p>Part No.: G7100-258 Description: Reflective Decal, Red, 1½" x 9" Rectangular Quantity: 1 (Located On The Light Bracket On the L.H. Side Of The Planter - Rear-Facing In Transport Position)</p> <p>1 (Located On The Outer Row Unit On the L.H. Side Of The Planter - Rear-Facing In Transport Position)</p> <hr/> <p>Part No.: G7100-260 Description: Reflective Decal, Orange, 1½" x 9" Rectangular Quantity: 1 (Located On The Light Bracket On the L.H. Side Of The Planter - Rear-Facing In Transport Position)</p> <p>1 (Located On The Outer Row Unit On the L.H. Side Of The Planter - Rear-Facing In Transport Position)</p>
<p>With Granular Chemical Option</p>	<div style="background-color: #cccccc; width: 100px; height: 20px; margin-bottom: 10px;"></div> <p>Part No.: G7100-259 Description: Reflective Decal, Amber, 1½" x 9", Rectangular Quantity: 1 (Located On The Outer Row Unit On The R.H. Side Of The Planter - Forward- Facing In Transport Position)</p>



Part No.: G7100-259
 Description: Reflective Decal, Amber, 1½" x 9", Rectangular
 Quantity: 5 Used On 12 Row; 7 On 16 Row (Located On The Front Of Every Other Push Row Unit Beginning With The Center Row Unit And Every Other Row Unit To Both Ends - Side-Facing In Transport Position)

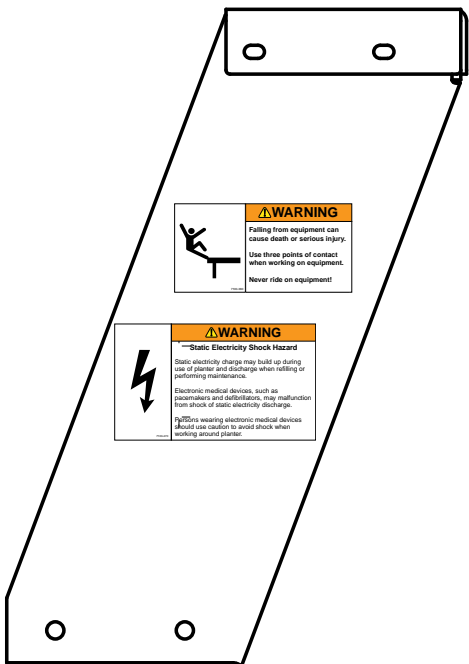










Part No.: G7100-381 (2013 production and on; replaces G7100-115)
 Description: Decal, Warning
 Quantity: 1 (1 Per Row Unit - Located On Underside Of Granular Chemical Hopper Lid)






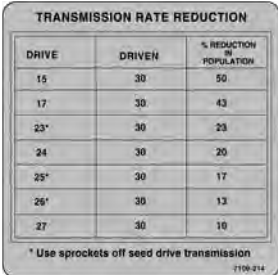




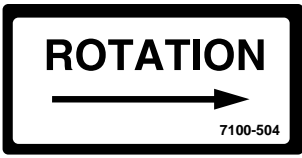
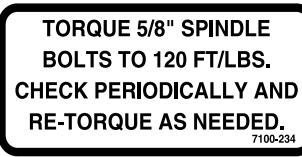
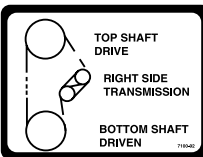
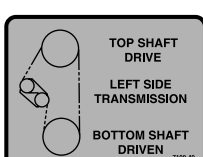
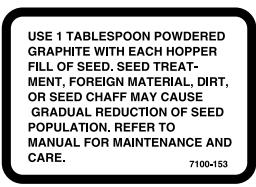

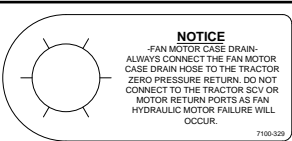
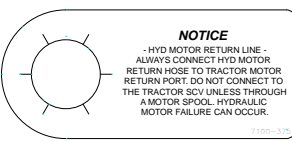

Part No.: G7100-389
 Description: Decal, Caution
 Quantity: 1 (Located On Interplant Push Row Unit Lift Lever)



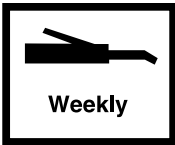


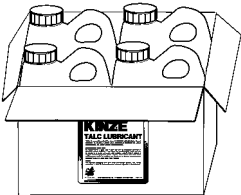

	<div data-bbox="1031 252 1331 409">  <p>WARNING Uncontrolled machine movement can crush resulting in death, serious injury, or damage to property and equipment. Install safety lockup devices before working under or transporting this equipment.</p> </div> <p>Part No.: G7100-385 Description: Decal, Warning Quantity: 1</p>
	<div data-bbox="1096 525 1266 861">  <p>DANGER DO NOT ENTER! Hazardous conditions inside will result in death or serious injury. Follow OSHA confined space procedures.</p> </div> <p>Part No.: G7100-377 Description: Decal, Warning Entrapment Quantity: 2 (on each Bulk Fill Tank Lid)</p> <div data-bbox="933 1008 1429 1165">  <p>NOTICE Maximum operating pressure 20" H₂O (5 kPa). Higher pressure can cause seed bridging.</p> </div> <p>Part No.: G7100-376 Description: Decal, Notice Bulk Fill Pressure Quantity: 2 (on each Bulk Fill Tank Lid)</p>



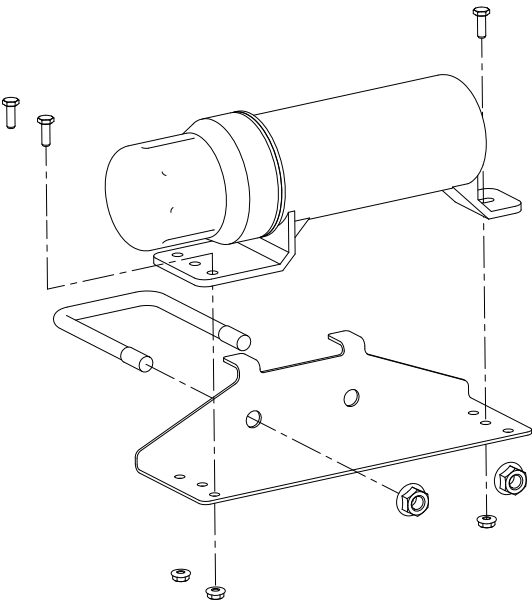

	 <p>WARNING Falling from equipment can cause death or serious injury. Use three points of contact when working on equipment. Never ride on equipment!</p>
<p>Part No.: G7100-380 Description: Decal, Warning Quantity: 2 (Located on each side of stair)</p>	 <p>WARNING Static Electricity Shock Hazard Static electricity charge may build up during use of planter and discharge when refilling or performing maintenance. Electronic medical devices, such as pacemakers and defibrillators, may malfunction from shock of static electricity discharge. Persons wearing electronic medical devices should use caution to avoid shock when working around planter.</p>
<p>Part No.: G7100-470 Description: Decal, Static Shock Quantity: 2 (Located on each side of stair)</p>	
	<p>NOTICE</p> <p>Apply a minimum of 16 ounces of graphite per 50 units of seed.</p>
<p>Part No.: G7100-471 Description: Decal, Notice Quantity: 1</p>	

	<p>Part No.: GD1162 Description: Tie Strap, 28"</p> <p>Part No.: GD1512 Description: Tie Strap, 7½"</p> <p>Part No.: GD2117 Description: Tie Strap, 14½"</p> <p>Part No.: GD2984 Description: Tie Strap, 34"</p>
	<p>Part No.: GD10057-01 Description: Hose Identification Sleeve, Red AA</p> <p>Part No.: GD10057-02 Description: Hose Identification Sleeve, Red BB</p> <p>Part No.: GD10057-03 Description: Hose Identification Sleeve, Blue AA</p> <p>Part No.: GD10057-04 Description: Hose Identification Sleeve, Blue BB</p> <p>Part No.: GD10057-11 Description: Hose Identification Sleeve, Green PP</p> <p>Part No.: GD10057-12 Description: Hose Identification Sleeve, Green RR</p> <p>Part No.: GD10057-14 Description: Hose Identification Sleeve, Yellow PP</p> <p>Part No.: GD10057-15 Description: Hose Identification Sleeve, Yellow RR</p> <p>Part No.: GD10057-17 Description: Hose Identification Sleeve, Black PP</p> <p>Part No.: GD10057-18 Description: Hose Identification Sleeve, Black RR</p> <p>Part No.: GD10057-19 Description: Hose Identification Sleeve, Orange CD</p>
	<p>Part No.: G7100-295 Description: Decal, Spring Tension Release Quantity: -</p>
	<p>Part No.: G7100-341 Description: Decal, Sending Unit Quantity: 1</p>

 <p>DIGITAL SENDING UNIT VACUUM A12811 7100-511</p>	<p>Part No.: G7100-511 Description: Decal, Sending Unit Quantity: 1</p>																								
 <p>Interplant.</p>	<p>Part No.: G7100-208 Description: Decal, Interplant Quantity: 2</p>																								
 <p>EVOLUTION SERIES</p>	<p>Part No.: G7100-247 Description: Decal, Logo, 4³/₈" x 4¹/₂" Quantity: 2 (Per Row Unit)</p> <p>Part No.: G7100-252 Description: Decal, Logo, 3¹/₂" x 3⁵/₈" (Hopper Panel Extension) Quantity: -</p>																								
 <p>Twin-Line 7100-177</p>	<p>Part No.: G7100-177 Description: Decal, Twin-Line®, ¾" x 3" Quantity: 1</p>																								
 <p>WARNING Improper operation or servicing of this equipment can result in death or serious injury. Read and follow all instructions in the Operator and Parts Manual. Contact your Kinze dealer or go to www.kinze.com to order a replacement manual.</p>	<p>Part No.: G7100-387 Description: Decal, Warning Quantity: 1</p>																								
 <p>TRANSMISSION RATE REDUCTION</p> <table border="1"> <thead> <tr> <th>DRIVE</th> <th>DRIVEN</th> <th>% REDUCTION IN POPULATION</th> </tr> </thead> <tbody> <tr> <td>15</td> <td>30</td> <td>50</td> </tr> <tr> <td>17</td> <td>30</td> <td>43</td> </tr> <tr> <td>23*</td> <td>30</td> <td>23</td> </tr> <tr> <td>24</td> <td>30</td> <td>20</td> </tr> <tr> <td>25*</td> <td>30</td> <td>17</td> </tr> <tr> <td>26*</td> <td>30</td> <td>13</td> </tr> <tr> <td>27</td> <td>30</td> <td>10</td> </tr> </tbody> </table> <p>* Use sprockets off seed drive transmission 7100-214</p>	DRIVE	DRIVEN	% REDUCTION IN POPULATION	15	30	50	17	30	43	23*	30	23	24	30	20	25*	30	17	26*	30	13	27	30	10	<p>Part No.: G7100-214 Description: Decal, Two-Speed Point Row Clutch Rate Reduction</p>
DRIVE	DRIVEN	% REDUCTION IN POPULATION																							
15	30	50																							
17	30	43																							
23*	30	23																							
24	30	20																							
25*	30	17																							
26*	30	13																							
27	30	10																							
 <p>VACUUM 7100-509</p>	<p>Part No.: G7100-509 Description: Decal, Vacuum</p>																								
 <p>BULK FILL 7100-508</p>	<p>Part No.: G7100-508 Description: Decal, Bulk Fill</p>																								

	<p>Part No.: G7100-504 Description: Decal, Point Row Clutch Rotation</p>
	<p>Part No.: G7100-234 Description: Decal, Bolt Torque Quantity: -</p>
	<p>Part No.: G7100-92 Description: Decal, Right Side Transmission Quantity: 1</p>
	<p>Part No.: G7100-49 Description: Decal, Left Side Transmission Quantity: 1</p>
	<p>Part No.: G7100-153 Description: Decal, Information Quantity: 1 Per Brush-Type Seed Meter</p>
	<p>Part No.: G7100-201 Description: Decal, Information</p>
	<p>Part No.: G7100-329 Description: Tag, Fan Motor Case Drain</p>
	<p>Part No.: G7100-375 Description: Tag, Hydraulic Motor Return Line</p>
	<p>Part No.: G7100-352 Description: Decal, Tank Drain</p>

	<p>Part No.: G7100-111 Description: Decal, Oil Daily</p>
	<p>Part No.: G7100-116 Description: Decal, Grease Daily</p>
	<p>Part No.: G7100-110 Description: Decal, Grease Weekly</p>
	<p>Part No.: GR0155 Description: Blue Paint, Aerosol Can</p> <p>Part No.: GR0155MPP Description: Blue Paint, Twelve Aerosol Cans</p>
	<p>Part No.: GR0146 Description: Powdered Graphite, 1 Pound Container</p> <p>Part No.: GR0146MPP Description: Powdered Graphite, Twenty-Four 1 Pound Containers</p>
	<p>Part No.: GR1570MPP Description: Talc Lubricant, Four 8 Pound Containers</p> <p>Part No.: GR1828 Description: Talc Lubricant, 30 Pound Container</p>
	<p>Part No.: GR1842MPP Description: Graphite Lubricant, Four 5 Pound Containers</p>
<p>Not Available</p>	<p>Part No.: GR2217 Description: Fluency Agent Seed Flow Additive, Four 4.4 Pound Pails</p>

	<p>Part No.: G7100-368 Description: Decal, KINZE 3600 Quantity: 2 (1 On Each Side of Hitch)</p>
	<p>Part No.: GM0259-01 Description: Operator Manual, Model 3600</p> <p>Part No.: GM0259-02 Description: Parts Manual, Model 3600</p> <p>Part No.: GPR1094 Description: Binder (Contact Kinze Parts To Order)</p>
	<p>Part No.: GA15422 Description: Operator's Manual Canister Quantity: 1</p> <p>Part No.: GD22686 Description: Manual Canister Bracket Quantity: 1</p> <p>Part No.: GD16642 Description: U-Bolt, 3" x 4" x 1/2"-13 Quantity: 1</p> <p>Part No.: G10071 Description: Serrated Flange Nut, 1/2"-13 Quantity: 2</p> <p>Part No.: G11166 Description: Hex Socket Flange Cap Screw, 1/4"-20 x 3/4" Quantity: 3</p> <p>Part No.: G11320 Description: Lock Nut, 1/4"-20, Grade B Quantity: 3</p>
	<p>Part No.: G7100-484 Description: Decal, American Flag</p>

Part No.	Page	Part No.	Page	Part No.	Page	Part No.	Page
*A1018.....	P178	*A12042.....	P176	*A12928.....	P66	*A3158.....	P180
*A1021.....	P70	*A12076.....	P70	*A12929.....	P66	*A3351.....	P66
*A1021.....	P72	*A12076.....	P72	*A13800.....	P76	*A3363.....	P65
*A1021.....	P180	*A12076.....	P180	*A13801.....	P75	*A3371.....	P66
*A1033.....	P176	*A12085.....	P70	*A13801.....	P75	*A3381.....	P62
*A1033.....	P178	*A12085.....	P72	*A13801.....	P76	*A3381.....	P72
*A1034.....	P178	*A12085.....	P180	*A13802.....	P75	*A6201.....	P66
*A1041.....	P174	*A12086.....	P62	*A13802.....	P76	*A7607.....	P66
*A1055.....	P176	*A12086.....	P70	*A13803.....	P75	*A8207.....	P174
*A1055.....	P178	*A12086.....	P72	*A13803.....	P76	*A8221.....	P70
*A1057.....	P178	*A12087.....	P62	*A13804.....	P75	*A8221.....	P72
*A1076.....	P176	*A12087.....	P70	*A13804.....	P76	*A8266.....	P62
*A1076.....	P178	*A12087.....	P72	*A13805.....	P75	*A8266.....	P70
*A1097.....	P178	*A12088.....	P174	*A13805.....	P76	*A8266.....	P72
*A1105.....	P66	*A12089.....	P174	*A13807.....	P75	*A8266.....	P174
*A1116.....	P174	*A12090.....	P176	*A13807.....	P76	*A8266.....	P174
*A1129.....	P174	*A12090.....	P178	*A13808.....	P75	*A8266.....	P180
*A1139.....	P174	*A12091.....	P62	*A13808.....	P76	*A8267.....	P176
*A11442.....	P62	*A12092.....	P62	*A13809.....	P76	*A8267.....	P178
*A11442.....	P70	*A12093.....	P62	*A13810.....	P76	*D12012.....	P145
*A11442.....	P72	*A12093.....	P72	*A13817.....	P76	*D12040.....	P146
*A11442.....	P174	*A12094.....	P62	*A13824.....	P75	*D12047.....	P154
*A11442.....	P180	*A12094.....	P70	*A13824.....	P76	*D12047.....	P156
*A11443.....	P62	*A12094.....	P72	*A13826.....	P76	*D12072.....	P146
*A11443.....	P70	*A12095.....	P70	*A1404.....	P176	*D12092.....	P147
*A11443.....	P72	*A12095.....	P72	*A1404.....	P178	*D12093.....	P147
*A11443.....	P174	*A12096.....	P62	*A1424.....	P62	*D12108.....	P148
*A11443.....	P180	*A12096.....	P70	*A1424.....	P72	*D12108.....	P150
*A11444.....	P62	*A12096.....	P72	*A1424.....	P176	*D12110.....	P148
*A11444.....	P72	*A12751.....	P62	*A1424.....	P178	*D12110.....	P150
*A11444.....	P70	*A12751.....	P70	*A1464.....	P62	*D12200.....	P156
*A11444.....	P72	*A12751.....	P72	*A1464.....	P66	*D12202.....	P154
*A11444.....	P174	*A12751.....	P174	*A1464.....	P70	*D12202.....	P156
*A11444.....	P180	*A12751.....	P180	*A1464.....	P72	*D12203.....	P154
*A11445.....	P62	*A12751.....	P174	*A1464.....	P72	*D12203.....	P156
*A11445.....	P70	*A12752.....	P70	*A1464.....	P174	*D12204.....	P156
*A11445.....	P72	*A12752.....	P72	*A1464.....	P180	*D12206.....	P146
*A11447.....	P70	*A12752.....	P180	*A1478.....	P174	*D12206.....	P148
*A11447.....	P72	*A12753.....	P62	*A15023.....	P62	*D12206.....	P148
*A11448.....	P174	*A12753.....	P72	*A15023.....	P70	*D12210.....	P145
*A11449.....	P62	*A12753.....	P72	*A15023.....	P72	*D12210.....	P152
*A11449.....	P70	*A12754.....	P62	*A3117.....	P70	*D12210.....	P154
*A11449.....	P72	*A12754.....	P70	*A3117.....	P72	*D12212.....	P145
*A11449.....	P174	*A12754.....	P174	*A3117.....	P176	*D12212.....	P152
*A11449.....	P180	*A12754.....	P180	*A3117.....	P180	*D12213.....	P145
*A11450.....	P62	*A12755.....	P70	*A3118.....	P174	*D12213.....	P152
*A11450.....	P70	*A12755.....	P72	*A3122.....	P178	*D12218.....	P150
*A11450.....	P72	*A12756.....	P174	*A3131.....	P176	*D12221.....	P146
*A11450.....	P174	*A12757.....	P66	*A3131.....	P178	*D12222.....	P146
*A11450.....	P180	*A12758.....	P66	*A3154.....	P176	*D12223.....	P146
*A11458.....	P62	*A12774.....	P62	*A3158.....	P70	*D12224.....	P146
*A11458.....	P70	*A12774.....	P70	*A3158.....	P72	*D12226.....	P154
*A11458.....	P72	*A12774.....	P72	*A3158.....	P176	*D12227.....	P148
*A1171.....	P174						
*A12002.....	P62						
*A12002.....	P72						
*A12041.....	P178						

Numerical Index

M0259-02

Model 3600

Part No.	Page	Part No.	Page	Part No.	Page	Part No.	Page
*D12227	P150	A14309	P100	G10003	P240	G10011	P141
*D12228	P148	A14310	P95	G10004	P4	G10011	P204
*D12228	P150	A14480	P154	G10004	P6	G10012	P108
*D12240	P147	A14631	P145	G10004	P44	G10012	P222
*D12240	P150	A14935	P108	G10004	P48	G10013	P16
*D12246	P147	A14936	P108	G10004	P48	G10013	P142
*D12247	P147	A14937	P108	G10004	P52	G10013	P222
*D12248	P147	A14938	P108	G10004	P84	G10014	P2
*D12251	P145	A17087	P100	G10004	P88	G10014	P12
*D12251	P152	A3158	P178	G10004	P94	G10014	P46
*D12251	P154	A7088	P95	G10004	P102	G10014	P90
*D12252	P146	A7220	P146	G10004	P102	G10014	P96
*D12252	P148	A8822	P152	G10004	P112	G10014	P100
*D12253	P156	D13169	P153	G10004	P121	G10015	P14
*D12254	P150	D13426	P153	G10004	P124	G10016	P51
*D12255	P147	G10001	P14	G10004	P140	G10016	P52
*D12255	P150	G10001	P16	G10004	P140	G10016	P96
*D12257	P148	G10001	P49	G10004	P202	G10016	P96
*D12257	P150	G10001	P56	G10004	P216	G10016	P202
*D12275	P145	G10001	P60	G10004	P218	G10017	P4
*D12275	P152	G10001	P60	G10004	P218	G10017	P38
*D12278	P154	G10001	P60	G10004	P219	G10017	P40
*D12278	P156	G10001	P66	G10004	P232	G10017	P40
*D15792-04	P63	G10001	P68	G10004	P233	G10017	P100
*D15792-04	P64	G10001	P74	G10004	P234	G10017	P106
*D15792-06	P63	G10001	P80	G10004	P238	G10017	P106
*D15792-06	P64	G10001	P82	G10005	P46	G10017	P108
*D15792-11	P63	G10001	P84	G10005	P97	G10017	P120
*D15792-11	P64	G10001	P90	G10005	P221	G10017	P121
*D15792-13	P63	G10001	P92	G10006	P14	G10017	P142
*D15792-13	P64	G10001	P94	G10006	P42	G10017	P204
*D15792-14	P63	G10001	P94	G10006	P96	G10017	P210
*D15792-14	P64	G10001	P94	G10006	P140	G10017	P212
*D15792-24	P63	G10001	P94	G10007	P6	G10017	P222
*D15792-24	P64	G10001	P94	G10007	P17	G10018	P12
*D29649	P147	G10001	P94	G10007	P46	G10018	P14
*D29649	P148	G10001	P106	G10007	P97	G10019	P57
*D29649	P150	G10001	P108	G10007	P201	G10019	P138
*D30262	P145	G10001	P160	G10007	P216	G10019	P138
*D30399	P152	G10001	P186	G10007	P222	G10019	P144
*GA13554	P194	G10001	P190	G10007	P238	G10019	P190
*GA14447	P194	G10001	P201	G10007	P240	G10019	P198
700-01078	P24	G10002	P30	G10007	P240	G10019	P222
700-01079	P26	G10002	P86	G10009	P78	G10020	P24
8647x	P186	G10002	P106	G10010	P12	G10020	P115
A10759	P30	G10002	P162	G10010	P44	G10021	P24
A12529	P95	G10002	P166	G10010	P46	G10021	P106
A13937	P156	G10002	P204	G10010	P200	G10021	P138
A13953	P156	G10003	P2	G10010	P208	G10022	P24
A14275	P150	G10003	P34	G10011	P46	G10023	P6
A14278	P147	G10003	P222	G10011	P46	G10023	P30
A14307	P100	G10003	P228	G10011	P112	G10023	P66

Part No.	Page	Part No.	Page	Part No.	Page	Part No.	Page
G10023	P128	G10047	P210	G10101	P128	G10103	P132
G10023	P130	G10047	P231	G10101	P130	G10103	P132
G10023	P138	G10048	P100	G10101	P157	G10103	P138
G10026	P96	G10049	P94	G10101	P186	G10103	P18
G10026	P104	G10049	P112	G10101	P187	G10104	P6
G10026	P118	G10049	P202	G10101	P190	G10104	P6
G10026	P222	G10049	P210	G10101	P198	G10104	P17
G10027	P84	G10053	P132	G10101	P202	G10104	P48
G10027	P112	G10055	P56	G10101	P222	G10104	P49
G10028	P95	G10060	P57	G10101	P228	G10104	P49
G10028	P114	G10060	P112	G10101	P232	G10104	P52
G10031	P190	G10061	P20	G10101	P233	G10104	P78
G10033	P42	G10062	P100	G10101	P234	G10104	P94
G10033	P108	G10063	P60	G10101	P238	G10104	P96
G10033	P140	G10064	P16	G10101	P238	G10104	P104
G10034	P56	G10064	P90	G10102	P4	G10104	P108
G10036	P36	G10064	P92	G10102	P14	G10104	P108
G10036	P106	G10064	P120	G10102	P14	G10104	P120
G10036	P120	G10064	P121	G10102	P42	G10104	P133
G10036	P133	G10064	P132	G10102	P42	G10104	P198
G10036	P140	G10064	P238	G10102	P46	G10104	P202
G10037	P4	G10064	P18	G10102	P51	G10104	P204
G10037	P4	G10071	P2	G10102	P66	G10104	P204
G10037	P104	G10071	P4	G10102	P94	G10104	P204
G10037	P115	G10071	P57	G10102	P96	G10104	P210
G10037	P133	G10071	P57	G10102	P104	G10104	P212
G10037	P209	G10071	P78	G10102	P106	G10104	P216
G10038	P126	G10071	P90	G10102	P106	G10104	P216
G10039	P4	G10071	P94	G10102	P114	G10104	P218
G10039	P38	G10071	P96	G10102	P115	G10104	P218
G10039	P40	G10071	P100	G10102	P133	G10104	P221
G10039	P46	G10071	P114	G10102	P138	G10104	P222
G10039	P140	G10071	P114	G10102	P140	G10104	P222
G10039	P202	G10071	P118	G10102	P140	G10104	P224
G10039	P240	G10071	P142	G10102	P144	G10104	P226
G10041	P181	G10071	P166	G10102	P144	G10104	P232
G10043	P190	G10096	P216	G10102	P157	G10104	P232
G10044	P104	G10100	P202	G10102	P200	G10105	P95
G10045	P42	G10101	P16	G10102	P204	G10105	P104
G10045	P140	G10101	P17	G10102	P210	G10105	P114
G10045	P144	G10101	P34	G10102	P212	G10105	P201
G10045	P198	G10101	P48	G10102	P222	G10105	P216
G10046	P46	G10101	P48	G10102	P238	G10105	P222
G10046	P198	G10101	P52	G10103	P34	G10105	P238
G10046	P204	G10101	P54	G10103	P80	G10105	P240
G10047	P2	G10101	P60	G10103	P82	G10106	P14
G10047	P8	G10101	P100	G10103	P106	G10106	P14
G10047	P54	G10101	P100	G10103	P115	G10106	P40
G10047	P124	G10101	P106	G10103	P128	G10106	P106
G10047	P133	G10101	P108	G10103	P128	G10106	P121
G10047	P204	G10101	P114	G10103	P130	G10106	P132
G10047	P209	G10101	P124	G10103	P130	G10106	P138

Part No.	Page	Part No.	Page	Part No.	Page	Part No.	Page
G10106	P138	G10108	P94	G10111	P40	G10133	P46
G10106	P190	G10108	P96	G10111	P40	G10133	P106
G10106	P190	G10108	P96	G10111	P40	G10133	P162
G10106	P190	G10108	P96	G10111	P40	G10133	P198
G10106	P212	G10108	P100	G10111	P42	G10133	P206
G10106	P212	G10108	P102	G10111	P42	G10133	P212
G10106	P212	G10108	P112	G10111	P46	G10144	P233
G10106	P212	G10108	P115	G10111	P96	G10144	P233
G10106	P212	G10108	P120	G10111	P96	G10144	P234
G10106	P231	G10108	P130	G10111	P100	G10144	P234
G10106	P232	G10108	P133	G10111	P102	G10152	P14
G10107	P14	G10108	P140	G10111	P108	G10156	P56
G10107	P16	G10108	P140	G10111	P108	G10156	P56
G10107	P36	G10108	P150	G10111	P112	G10156	P68
G10107	P40	G10108	P160	G10111	P115	G10156	P68
G10107	P46	G10108	P201	G10111	P120	G10156	P68
G10107	P46	G10108	P202	G10111	P123	G10157	P95
G10107	P46	G10108	P204	G10111	P126	G10157	P97
G10107	P56	G10108	P204	G10111	P126	G10159	P103
G10107	P96	G10108	P206	G10111	P140	G10159	P104
G10107	P102	G10108	P210	G10111	P140	G10159	P104
G10107	P104	G10108	P218	G10111	P142	G10159	P104
G10107	P112	G10108	P228	G10111	P198	G10159	P108
G10107	P112	G10108	P238	G10111	P198	G10159	P140
G10107	P120	G10109	P12	G10111	P202	G10162	P68
G10107	P121	G10109	P14	G10111	P202	G10164	P56
G10107	P126	G10109	P16	G10111	P202	G10164	P60
G10107	P133	G10109	P38	G10111	P204	G10168	P126
G10107	P140	G10109	P42	G10111	P204	G10168	P140
G10107	P140	G10109	P44	G10111	P206	G10168	P144
G10107	P141	G10109	P46	G10111	P209	G10168	P144
G10107	P142	G10109	P51	G10111	P210	G10169	P95
G10107	P198	G10109	P66	G10111	P240	G10169	P97
G10107	P204	G10109	P144	G10112	P46	G10171	P14
G10107	P206	G10109	P181	G10112	P96	G10171	P66
G10107	P221	G10109	P198	G10112	P104	G10171	P212
G10107	P222	G10109	P206	G10118	P97	G10171	P212
G10108	P2	G10110	P6	G10128	P106	G10171	P212
G10108	P2	G10110	P34	G10128	P121	G10172	P102
G10108	P4	G10110	P66	G10128	P132	G10172	P157
G10108	P20	G10110	P90	G10130	P4	G10172	P160
G10108	P30	G10110	P92	G10130	P124	G10172	P238
G10108	P48	G10110	P106	G10130	P231	G10201	P2
G10108	P48	G10110	P108	G10130	P233	G10201	P8
G10108	P48	G10110	P144	G10130	P234	G10201	P30
G10108	P49	G10110	P238	G10131	P100	G10201	P48
G10108	P54	G10111	P4	G10131	P123	G10201	P54
G10108	P60	G10111	P16	G10131	P233	G10201	P84
G10108	P60	G10111	P36	G10131	P234	G10201	P212
G10108	P66	G10111	P38	G10133	P16	G10201	P212
G10108	P74	G10111	P38	G10133	P42	G10204	P10
G10108	P84	G10111	P38	G10133	P44	G10204	P12

Part No.	Page	Part No.	Page	Part No.	Page	Part No.	Page
G10204	P198	G10228	P238	G10230	P204	G10233	P213
G10204	P208	G10229	P17	G10230	P210	G10233	P231
G10205	P126	G10229	P30	G10230	P212	G10234	P104
G10207	P2	G10229	P34	G10230	P216	G10235	P121
G10213	P46	G10229	P44	G10230	P216	G10235	P124
G10216	P12	G10229	P48	G10230	P218	G10235	P133
G10216	P49	G10229	P52	G10230	P218	G10235	P176
G10217	P204	G10229	P56	G10230	P221	G10235	P178
G10220	P201	G10229	P60	G10230	P222	G10237	P202
G10227	P34	G10229	P108	G10230	P222	G10243	P74
G10227	P66	G10229	P124	G10230	P224	G10243	P187
G10227	P115	G10229	P124	G10230	P226	G10243	P190
G10227	P128	G10229	P128	G10230	P232	G10253	P128
G10227	P128	G10229	P130	G10230	P232	G10256	P138
G10227	P128	G10229	P133	G10230	P238	G10257	P128
G10227	P130	G10229	P156	G10230	P240	G10278	P224
G10227	P130	G10229	P157	G10230	P240	G10278	P226
G10227	P132	G10229	P160	G10231	P118	G10284	P49
G10227	P132	G10229	P166	G10231	P216	G10287	P218
G10227	P133	G10229	P186	G10231	P222	G10292	P224
G10227	P138	G10229	P187	G10231	P222	G10303	P14
G10227	P138	G10229	P190	G10232	P14	G10303	P38
G10227	P210	G10229	P198	G10232	P14	G10303	P51
G10227	P232	G10229	P202	G10232	P106	G10303	P121
G10227	P18	G10229	P202	G10232	P121	G10303	P124
G10228	P4	G10229	P209	G10232	P132	G10303	P212
G10228	P4	G10229	P210	G10232	P138	G10303	P212
G10228	P4	G10229	P222	G10232	P138	G10303	P231
G10228	P12	G10229	P228	G10232	P162	G10303	P233
G10228	P42	G10229	P231	G10232	P162	G10303	P234
G10228	P42	G10229	P232	G10232	P167	G10305	P35
G10228	P51	G10229	P238	G10232	P190	G10305	P35
G10228	P66	G10229	P238	G10232	P190	G10305	P198
G10228	P94	G10230	P6	G10232	P190	G10306	P34
G10228	P96	G10230	P6	G10232	P198	G10306	P204
G10228	P96	G10230	P16	G10232	P204	G10306	P206
G10228	P104	G10230	P17	G10232	P212	G10306	P228
G10228	P114	G10230	P48	G10232	P212	G10307	P48
G10228	P115	G10230	P49	G10232	P212	G10308	P16
G10228	P133	G10230	P49	G10232	P212	G10309	P20
G10228	P138	G10230	P52	G10232	P212	G10310	P8
G10228	P140	G10230	P94	G10232	P222	G10310	P34
G10228	P140	G10230	P96	G10232	P231	G10310	P54
G10228	P144	G10230	P97	G10232	P232	G10312	P2
G10228	P144	G10230	P108	G10233	P51	G10312	P18
G10228	P144	G10230	P108	G10233	P106	G10312	P30
G10228	P157	G10230	P198	G10233	P120	G10312	P56
G10228	P200	G10230	P200	G10233	P121	G10312	P132
G10228	P200	G10230	P202	G10233	P124	G10315	P14
G10228	P210	G10230	P202	G10233	P132	G10315	P16
G10228	P212	G10230	P204	G10233	P208	G10315	P34
G10228	P222	G10230	P204	G10233	P210	G10316	P80

Part No.	Page	Part No.	Page	Part No.	Page	Part No.	Page
G10316	P82	G10441	P114	G10499	P60	G10592	P202
G10318	P40	G10450	P204	G10499	P198	G10594	P202
G10322	P202	G10451	P48	G10500	P24	G10595	P120
G10323	P24	G10451	P198	G10501	P42	G10595	P133
G10324	P145	G10452	P34	G10501	P106	G10597	P38
G10325	P10	G10453	P121	G10501	P121	G10597	P40
G10325	P30	G10455	P80	G10501	P121	G10599	P16
G10325	P84	G10455	P82	G10501	P132	G10599	P17
G10325	P94	G10455	P123	G10503	P38	G10599	P48
G10326	P2	G10455	P209	G10503	P40	G10599	P60
G10328	P10	G10455	P232	G10503	P44	G10599	P84
G10328	P156	G10456	P200	G10503	P46	G10599	P96
G10329	P112	G10457	P96	G10503	P126	G10599	P202
G10330	P114	G10459	P202	G10503	P198	G10602	P20
G10336	P104	G10460	P100	G10503	P206	G10602	P24
G10338	P8	G10460	P103	G10504	P198	G10602	P26
G10338	P12	G10460	P104	G10507	P202	G10602	P30
G10338	P20	G10460	P104	G10509	P146	G10602	P31
G10338	P54	G10460	P104	G10523	P34	G10602	P120
G10338	P88	G10460	P104	G10526	P200	G10602	P123
G10338	P90	G10460	P108	G10527	P104	G10602	P126
G10338	P92	G10460	P112	G10527	P123	G10602	P132
G10339	P232	G10460	P118	G10529	P35	G10602	P209
G10341	P49	G10460	P140	G10529	P84	G10602	P213
G10345	P120	G10460	P140	G10531	P26	G10603	P24
G10345	P140	G10460	P141	G10535	P52	G10603	P26
G10348	P42	G10460	P212	G10536	P38	G10603	P206
G10350	P230	G10460	P213	G10536	P40	G10604	P24
G10371	P42	G10460	P221	G10542	P198	G10606	P104
G10374	P128	G10460	P238	G10543	P104	G10610	P96
G10374	P130	G10460	P240	G10544	P144	G10610	P200
G10396	P238	G10462	P56	G10546	P31	G10615	P224
G10396	P240	G10462	P56	G10546	P128	G10616	P216
G10400	P46	G10462	P68	G10546	P132	G10616	P219
G10401	P24	G10462	P68	G10551	P2	G10619	P216
G10403	P66	G10463	P14	G10560	P200	G10619	P218
G10403	P141	G10463	P49	G10567	P20	G10619	P224
G10403	P141	G10468	P100	G10567	P30	G10620	P2
G10408	P132	G10470	P24	G10567	P31	G10620	P8
G10409	P132	G10470	P132	G10570	P31	G10620	P12
G10409	P231	G10475	P28	G10572	P40	G10620	P12
G10412	P20	G10478	P231	G10574	P36	G10620	P20
G10412	P52	G10485	P216	G10574	P42	G10620	P30
G10419	P210	G10485	P218	G10574	P46	G10620	P54
G10427	P10	G10496	P52	G10581	P126	G10620	P56
G10427	P14	G10496	P124	G10583	P123	G10620	P57
G10430	P121	G10496	P128	G10583	P162	G10620	P57
G10430	P132	G10496	P130	G10585	P38	G10620	P57
G10436	P100	G10496	P133	G10585	P40	G10620	P68
G10437	P100	G10496	P210	G10585	P100	G10620	P88
G10438	P2	G10496	P232	G10587	P212	G10620	P90
G10438	P200	G10497	P128	G10588	P212	G10620	P92

Part No.	Page	Part No.	Page	Part No.	Page	Part No.	Page
G10620	P112	G10640	P204	G10718	P234	G10859	P128
G10620	P124	G10640	P206	G10722	P144	G10859	P130
G10620	P200	G10640	P210	G10725	P144	G10860	P120
G10620	P208	G10640	P212	G10730	P46	G10860	P123
G10620	P18	G10640	P232	G10732	P6	G10860	P126
G10621	P8	G10640	P233	G10732	P48	G10862	P202
G10621	P20	G10640	P234	G10734	P224	G10864	P34
G10621	P24	G10641	P100	G10734	P226	G10870	P120
G10621	P24	G10641	P201	G10743	P126	G10870	P123
G10621	P30	G10641	P222	G10751	P6	G10870	P126
G10621	P35	G10643	P46	G10751	P48	G10871	P157
G10621	P54	G10643	P140	G10751	P48	G10871	P204
G10621	P68	G10647	P100	G10752	P6	G10872	P130
G10621	P74	G10655	P212	G10752	P20	G10873	P130
G10621	P80	G10660	P31	G10752	P52	G10874	P108
G10621	P82	G10669	P2	G10753	P54	G10876	P130
G10621	P86	G10670	P30	G10755	P57	G10887	P216
G10621	P120	G10670	P212	G10756	P238	G10887	P218
G10621	P121	G10672	P212	G10756	P240	G10887	P224
G10622	P10	G10672	P238	G10757	P34	G10888	P216
G10622	P10	G10672	P240	G10758	P34	G10888	P219
G10622	P35	G10674	P216	G10758	P187	G10889	P216
G10622	P35	G10674	P216	G10758	P190	G10889	P218
G10622	P60	G10674	P216	G10765	P44	G10890	P121
G10622	P80	G10674	P216	G10765	P46	G10900	P128
G10622	P82	G10674	P216	G10765	P96	G10901	P8
G10623	P216	G10674	P219	G10765	P128	G10901	P216
G10623	P218	G10674	P224	G10765	P130	G10901	P218
G10626	P216	G10676	P57	G10770	P153	G10907	P148
G10626	P216	G10676	P212	G10770	P153	G10907	P148
G10626	P218	G10676	P216	G10779	P112	G10907	P150
G10626	P224	G10676	P218	G10779	P145	G10908	P206
G10626	P238	G10676	P218	G10801	P14	G10912	P10
G10626	P240	G10681	P170	G10804	P128	G10912	P48
G10627	P219	G10681	P198	G10804	P130	G10913	P114
G10628	P219	G10681	P224	G10806	P114	G10917	P224
G10629	P219	G10681	P226	G10808	P100	G10917	P226
G10630	P216	G10681	P233	G10809	P56	G10918	P126
G10630	P218	G10681	P234	G10809	P96	G10921	P31
G10633	P216	G10686	P187	G10821	P123	G10923	P4
G10634	P26	G10686	P189	G10821	P209	G10923	P124
G10636	P112	G10686	P218	G10821	P232	G10923	P231
G10636	P114	G10687	P8	G10826	P238	G10924	P12
G10636	P114	G10688	P52	G10826	P240	G10927	P187
G10636	P118	G10688	P123	G10828	P104	G10927	P190
G10640	P12	G10689	P102	G10830	P206	G10928	P187
G10640	P104	G10689	P112	G10830	P221	G10928	P190
G10640	P114	G10690	P24	G10844	P140	G10931	P187
G10640	P141	G10693	P228	G10844	P144	G10931	P190
G10640	P141	G10716	P112	G10857	P86	G10938	P198
G10640	P200	G10718	P49	G10857	P132	G10939	P90
G10640	P202	G10718	P233	G10857	P18	G10939	P92

Part No.	Page	Part No.	Page	Part No.	Page	Part No.	Page
G10939	P128	G11078	P133	G11166	P60	G11385	P6
G10939	P150	G11078	P210	G11166	P60	G11385	P31
G10940	P12	G11078	P232	G11170	P102	G11385	P34
G10955	P114	G11081	P118	G11172	P27	G11385	P66
G10958	P154	G11083	P224	G11188	P63	G11385	P68
G10961	P68	G11083	P226	G11188	P63	G11385	P90
G10961	P200	G11091	P6	G11188	P64	G11385	P92
G10961	P208	G11091	P8	G11188	P64	G11385	P132
G10968	P52	G11091	P54	G11194	P56	G11385	P132
G10972	P146	G11091	P56	G11204	P60	G11385	P133
G10972	P156	G11091	P56	G11204	P84	G11385	P184
G10974	P44	G11091	P56	G11204	P84	G11385	P238
G10974	P46	G11091	P60	G11209	P34	G11386	P14
G10977	P162	G11091	P60	G11215	P60	G11386	P38
G10988	P74	G11091	P78	G11215	P74	G11386	P51
G10990	P156	G11091	P78	G11216	P86	G11386	P57
G10991	P204	G11091	P84	G11220	P4	G11386	P57
G10991	P228	G11091	P84	G11223	P97	G11386	P66
G10992	P80	G11091	P90	G11228	P44	G11386	P84
G10992	P82	G11091	P92	G11230	P100	G11386	P138
G10992	P137	G11091	P94	G11236	P44	G11386	P138
G10992	P137	G11091	P94	G11241	P190	G11386	P198
G10995	P224	G11091	P94	G11242	P106	G11386	P204
G10995	P226	G11091	P94	G11249	P84	G11386	P212
G10996	P128	G11091	P94	G11258	P168	G11386	P212
G10996	P130	G11091	P94	G11281	P28	G11386	P212
G10996	P172	G11091	P94	G11284	P86	G11386	P212
G10996	P172	G11091	P94	G11288	P187	G11386	P231
G10996	P184	G11091	P100	G11288	P190	G11386	P233
G11009	P24	G11091	P102	G11302	P80	G11386	P233
G11009	P26	G11091	P102	G11303	P94	G11386	P234
G11009	P28	G11091	P104	G11305	P226	G11386	P234
G11010	P46	G11091	P162	G11306	P219	G11387	P2
G11015	P2	G11091	P189	G11308	P218	G11387	P2
G11018	P4	G11091	P216	G11309	P167	G11387	P4
G11034	P206	G11091	P218	G11311	P138	G11387	P8
G11042	P222	G11091	P218	G11314	P100	G11387	P14
G11053	P112	G11091	P219	G11314	P118	G11387	P16
G11065	P163	G11091	P240	G11319	P141	G11387	P16
G11065	P190	G11100	P124	G11320	P80	G11387	P17
G11066	P137	G11100	P133	G11320	P82	G11387	P20
G11066	P137	G11100	P210	G11320	P141	G11387	P30
G11066	P162	G11100	P232	G11320	P141	G11387	P34
G11067	P162	G11122	P222	G11320	P141	G11387	P48
G11068	P163	G11123	P74	G11328	P80	G11387	P49
G11071	P100	G11124	P60	G11328	P82	G11387	P49
G11073	P31	G11124	P74	G11330	P108	G11387	P52
G11075	P124	G11133	P60	G11332	P80	G11387	P54
G11075	P133	G11145	P56	G11332	P82	G11387	P56
G11075	P210	G11147	P56	G11337	P68	G11387	P60
G11075	P232	G11151	P26	G11360	P78	G11387	P60
G11078	P124	G11158	P66	G11367	P78	G11387	P66

Part No.	Page	Part No.	Page	Part No.	Page	Part No.	Page
G11387	P84	G11389	P240	G11419	P16	G1K320	P184
G11387	P94	G11391	P4	G11436	P198	G1K320	P186
G11387	P100	G11391	P6	G11436	P202	G1K321	P136
G11387	P102	G11391	P8	G11436	P204	G1K321	P184
G11387	P115	G11391	P16	G11448	P27	G1K321	P186
G11387	P124	G11391	P20	G11453	P124	G1K322	P186
G11387	P128	G11391	P40	G11453	P210	G1K323	P186
G11387	P133	G11391	P46	G11453	P232	G1K324	P121
G11387	P140	G11391	P48	G11464	P80	G1K331	
G11387	P160	G11391	P48	G11464	P82	G1K345	P16
G11387	P198	G11391	P52	G11491	P6	G1K362	P186
G11387	P202	G11391	P60	G11514	P6	G1K362	P190
G11387	P202	G11391	P78	G11514	P6	G1K363	P187
G11387	P204	G11391	P96	G11514	P6	G1K363	P190
G11387	P206	G11391	P96	G11514	P48	G1K378	P210
G11387	P209	G11391	P97	G11514	P48	G1K378	P232
G11387	P210	G11391	P102	G11514	P48	G1K379	P210
G11387	P222	G11391	P104	G11518	P74	G1K379	P232
G11387	P228	G11391	P104	G11522	P84	G1K380	P124
G11387	P231	G11391	P121	G11528	P84	G1K380	P133
G11387	P232	G11391	P140	G11541	P54	G1K381	P124
G11389	P4	G11391	P140	G11556	P28	G1K381	P133
G11389	P4	G11391	P141	G11591	P2	G1K385	P34
G11389	P4	G11391	P142	G11592	P2	G1K426	P169
G11389	P38	G11391	P144	G11618	P27	G1K528	P6
G11389	P38	G11391	P200	G11619	P27	G1K534	P49
G11389	P38	G11391	P201	G11619	P28	G1K535	P49
G11389	P40	G11391	P202	G11693	P28	G2100-03	P51
G11389	P40	G11391	P204	G1K215	P200	G2100-03	P106
G11389	P40	G11391	P206	G1K248	P60	G2100-03	P124
G11389	P44	G11391	P208	G1K248	P74	G2100-03	P132
G11389	P51	G11391	P221	G1K248	P136	G2100-03	P232
G11389	P96	G11391	P222	G1K248	P184	G2408-08	P176
G11389	P96	G11391	P222	G1K248	P186	G2408-08	P178
G11389	P96	G11391	P222	G1K248	P190	G2500-84	P222
G11389	P100	G11391	P238	G1K249	P187	G2501-12-16	P66
G11389	P100	G11391	P240	G1K252	P136	G2501-16-20	P66
G11389	P104	G11391	P240	G1K252	P184	G2603-08	P178
G11389	P108	G11392	P44	G1K252	P187	G2700-06-06	P62
G11389	P115	G11392	P84	G1K252	P190	G2700-06-06	P70
G11389	P120	G11392	P95	G1K267	P136	G2700-06-06	P72
G11389	P126	G11392	P114	G1K267	P184	G2700-08	P156
G11389	P133	G11394	P100	G1K267	P186	G2700-08	P176
G11389	P142	G11396	P112	G1K268	P136	G2700-08	P178
G11389	P198	G11396	P118	G1K268	P184	G2700-10	P62
G11389	P200	G11396	P238	G1K268	P186	G2700-10	P176
G11389	P202	G11396	P240	G1K269	P124	G2700-10	P178
G11389	P204	G11400	P118	G1K269	P232	G2700-12	P62
G11389	P204	G11400	P141	G1K274	P172	G2701-08	P141
G11389	P210	G11400	P141	G1K275	P172	G2702-06	P62
G11389	P210	G11409	P74	G1K296		G2702-06	P102
G11389	P222	G11418	P144	G1K320	P136	G2702-10	P62

Part No.	Page	Part No.	Page	Part No.	Page	Part No.	Page
G2702-10.....	P102	G3310-130.....	P210	G6400-08-04.....	P140	G6500-12.....	P56
G2702-12.....	P62	G3310-170.....	P232	G6400-08-04.....	P156	G6500-12.....	P66
G2702-12.....	P102	G3310-74.....	P132	G6400-10.....	P66	G6500-12.....	P171
G2703-08-08-10.....	P176	G3310-80.....	P123	G6400-10.....	P160	G6502-12.....	P56
G2703-08-08-10.....	P178	G3310-84.....	P106	G6400-10.....	P162	G6502-12.....	P62
G304-C-08.....	P156	G3310-88.....	P209	G6400-10.....	P163	G6502-12.....	P66
G304-C-10.....	P62	G3317-16.....	P106	G6400-10.....	P170	G6602-06.....	P72
G304-C-12.....	P62	G3400-01.....	P51	G6400-10-08.....	P157	G6701-12.....	P62
G306-06.....	P62	G3400-01.....	P106	G6400-10-08.....	P160	G6801-06.....	P70
G306-06.....	P62	G3400-01.....	P124	G6400-10-08.....	P166	G6801-06.....	P72
G306-06.....	P70	G3400-01.....	P132	G6400-10-08.....	P171	G6801-06.....	P74
G306-06.....	P72	G3400-01.....	P232	G6400-10-12.....	P169	G6801-06.....	P163
G306-06.....	P102	G4086.....	P70	G6400-12.....	P65	G6801-06-08.....	P96
G306-08.....	P141	G4086.....	P72	G6400-12.....	P160	G6801-06-08.....	P112
G306-08.....	P156	G4200-01.....	P238	G6400-12.....	P170	G6801-08.....	P70
G306-08.....	P176	G4200-01.....	P240	G6400-12-10.....	P171	G6801-08.....	P72
G306-08.....	P178	G4200-03.....	P216	G6400-L-08.....	P108	G6801-08.....	P103
G306-10.....	P62	G4200-06.....	P216	G6400-L-08.....	P162	G6801-08.....	P140
G306-10.....	P62	G4200-14.....	P218	G6403-NWO-08.....	P162	G6801-08.....	P162
G306-10.....	P102	G4201-03.....	P216	G6408-04.....	P145	G6801-08.....	P162
G306-10.....	P176	G4202-04.....	P219	G6408-04.....	P150	G6801-08.....	P163
G306-10.....	P178	G4205-10.....	P224	G6408-06.....	P170	G6801-08-10.....	P162
G306-12.....	P62	G4205-10.....	P226	G6408-06.....	P171	G6801-10.....	P66
G306-12.....	P62	G4206-04.....	P218	G6408-08.....	P145	G6801-10.....	P68
G306-12.....	P102	G4301-05.....	P224	G6408-08.....	P146	G6801-10-08.....	P167
G3200-63.....	P222	G4301-05.....	P226	G6408-08.....	P147	G6801-10-08.....	P168
G3303-103.....	P8	G4301-05.....	P234	G6408-08.....	P148	G6801-10-12.....	P66
G3303-108.....	P2	G4301-06.....	P224	G6408-08.....	P150	G6801-10-12.....	P70
G3303-108.....	P31	G4301-06.....	P226	G6408-08.....	P152	G6801-10-12.....	P72
G3303-108.....	P90	G4301-06.....	P233	G6408-08.....	P154	G6801-12.....	P68
G3303-108.....	P92	G4431-01.....	P94	G6408-08.....	P156	G6801-12.....	P70
G3303-114.....	P2	G4602-02.....	P219	G6408-08.....	P162	G6801-12.....	P72
G3303-114.....	P31	G4602-04.....	P216	G6408-10.....	P160	G6801-12.....	P74
G3303-120.....	P90	G6325X.....	P6	G6408-10.....	P162	G6801-12.....	P169
G3303-120.....	P92	G6400-06.....	P62	G6408-12.....	P160	G6801-12-10.....	P66
G3303-124.....	P2	G6400-06.....	P70	G6408-12.....	P170	G6801-12-10.....	P68
G3303-16.....	P2	G6400-06.....	P72	G6408-H02-0.....	P168	G6801-12-10.....	P74
G3303-34.....	P8	G6400-06.....	P160	G6408-H06-0.....	P163	G6801-12-10.....	P167
G3303-41.....	P54	G6400-06.....	P163	G6408-H06-0.....	P167	G6801-16-20.....	P66
G3303-44.....	P8	G6400-06.....	P169	G6408-H06-O.....	P162	G6801-L-08.....	P162
G3303-78.....	P54	G6400-06.....	P170	G6408-H06-O.....	P162	G6802-08.....	P166
G3303-88.....	P8	G6400-06-08.....	P100	G6408-H08-O.....	P167	G6802-12-10.....	P168
G3303-96.....	P48	G6400-08.....	P100	G6408-H10-0.....	P167	G6804-10.....	P160
G3303-98.....	P2	G6400-08.....	P108	G6500-06.....	P56	G6804-12.....	P66
G3305-01.....	P35	G6400-08.....	P157	G6500-06.....	P62	G6804-12.....	P160
G3305-03.....	P238	G6400-08.....	P160	G6500-06.....	P163	G6804-12-12-08.....	P66
G3310-100.....	P126	G6400-08.....	P162	G6500-06.....	P169	G7100-110.....	P253
G3310-100.....	P132	G6400-08.....	P162	G6500-08.....	P108	G7100-111.....	P253
G3310-114.....	P121	G6400-08.....	P163	G6500-08.....	P162	G7100-116.....	P253
G3310-118.....	P121	G6400-08.....	P166	G6500-10.....	P56	G7100-153.....	P252
G3310-122.....	P52	G6400-08.....	P176	G6500-10.....	P62	G7100-177.....	P251
G3310-126.....	P121	G6400-08.....	P178	G6500-10.....	P171	G7100-201.....	P252

Part No.	Page	Part No.	Page	Part No.	Page	Part No.	Page
G7100-208.....	P251	G9277X.....	P28	GA11331.....	P106	GA12577.....	P95
G7100-214.....	P251	G9308X.....	P28	GA11397.....	P204	GA12596.....	P194
G7100-234.....	P252	G9310X.....	P66	GA11398.....	P204	GA12598.....	P194
G7100-247.....	P251	G9567X.....	P98	GA11520.....	P36	GA12626.....	P138
G7100-252.....	P251	GA0167.....	P144	GA11523.....	P66	GA12629.....	P138
G7100-258.....	P245	GA0237.....	P201	GA11528.....	P96	GA12641.....	P190
G7100-258.....	P245	GA0241.....	P222	GA11736.....	P184	GA12655.....	P194
G7100-258.....	P246	GA0245.....	P144	GA11934.....	P170	GA12661.....	P106
G7100-259.....	P244	GA0251.....	P222	GA11969.....	P48	GA12675.....	P49
G7100-259.....	P245	GA0252.....	P222	GA11971.....	P48	GA12676.....	P49
G7100-259.....	P245	GA0257.....	P144	GA11982.....	P4	GA12677.....	P49
G7100-259.....	P246	GA0262.....	P222	GA11987.....	P60	GA12802.....	P66
G7100-259.....	P247	GA0312.....	P198	GA11988.....	P138	GA12812.....	P60
G7100-260.....	P245	GA0328.....	P198	GA11991.....	P138	GA12812.....	P74
G7100-260.....	P245	GA0378.....	P121	GA11992.....	P138	GA12812.....	P136
G7100-260.....	P246	GA0547.....	P222	GA11993.....	P138	GA12812.....	P192
G7100-262.....	P245	GA0810.....	P198	GA11994.....	P138	GA12813.....	P136
G7100-295.....	P250	GA0895.....	P118	GA11995.....	P138	GA12852.....	P188
G7100-329.....	P252	GA0898.....	P212	GA11997.....	P138	GA12853.....	P188
G7100-341.....	P250	GA10036.....	P208	GA12104.....	P138	GA12858.....	P136
G7100-352.....	P252	GA10037.....	P208	GA12143.....	P20	GA12868.....	P188
G7100-368.....	P254	GA10047.....	P204	GA12163.....	P97	GA13078.....	P167
G7100-375.....	P252	GA10048.....	P204	GA12164.....	P97	GA13079.....	P167
G7100-376.....	P248	GA10054.....	P128	GA12191.....	P120	GA13114.....	P140
G7100-377.....	P248	GA10137.....	P20	GA12192.....	P120	GA13169.....	P138
G7100-380.....	P249	GA10149.....	P169	GA12192.....	P210	GA13204.....	P114
G7100-385.....	P241	GA10151.....	P8	GA12235.....	P44	GA13214.....	P115
G7100-385.....	P242	GA10151.....	P20	GA12235.....	P46	GA13220.....	P168
G7100-385.....	P248	GA10151.....	P54	GA12236.....	P42	GA13221.....	P168
G7100-387.....	P251	GA10151.....	P88	GA12236.....	P44	GA13222.....	P168
G7100-389.....	P247	GA10155.....	P20	GA12236.....	P46	GA13223.....	P168
G7100-392.....	P244	GA10157.....	P2	GA12335.....	P228	GA13224.....	P168
G7100-400.....	P241	GA10161.....	P48	GA12358.....	P138	GA13227.....	P114
G7100-470.....	P249	GA10621.....	P222	GA12403.....	P86	GA13299.....	P60
G7100-49.....	P252	GA10622.....	P221	GA12403.....	P186	GA13340.....	P142
G7100-504.....	P252	GA10624.....	P221	GA12537.....	P194	GA13487.....	P141
G7100-508.....	P251	GA10635.....	P60	GA12538.....	P190	GA13512.....	P138
G7100-509.....	P251	GA10765.....	P74	GA12539.....	P188	GA13521.....	P187
G7100-511.....	P251	GA10799.....	P60	GA12540.....	P194	GA13551.....	P190
G7100-68.....	P241	GA10799.....	P74	GA12552.....	P188	GA13562.....	P188
G7100-92.....	P252	GA10832.....	P123	GA12553.....	P188	GA13572.....	P188
G7566X.....	P17	GA10894.....	P222	GA12555.....	P194	GA13622.....	P219
G7633X.....	P184	GA10907.....	P222	GA12558.....	P194	GA13623.....	P219
G7639X.....	P184	GA10908.....	P222	GA12559.....	P194	GA13633.....	P167
G7698X.....	P108	GA10917.....	P65	GA12563.....	P190	GA13665.....	P97
G9040X.....	P28	GA10917.....	P68	GA12564.....	P194	GA13667.....	P60
G9041X.....	P28	GA10918.....	P66	GA12565.....	P106	GA13671.....	P60
G9042X.....	P28	GA10924.....	P184	GA12565.....	P192	GA13673.....	P97
G9043X.....	P28	GA11068.....	P56	GA12566.....	P194	GA1369.....	P198
G9272X.....	P28	GA11079.....	P97	GA12567.....	P194	GA13716.....	P218
G9273X.....	P28	GA11164.....	P56	GA12568.....	P194	GA13719.....	P140
G9275X.....	P28	GA11331.....	P51	GA12569.....	P106	GA13719.....	P144

Numerical Index

M0259-02

Model 3600

Part No.	Page	Part No.	Page	Part No.	Page	Part No.	Page
GA13734	P82	GA14383	P68	GA15197	P16	GA16392	P136
GA13735	P82	GA14384	P56	GA15197	P17	GA16393	P192
GA13741	P162	GA14384	P68	GA15288	P192	GA16393	P194
GA13764	P140	GA14385	P56	GA15290	P192	GA16428	P216
GA13768	P96	GA14385	P68	GA15312	P46	GA16428	P218
GA13783	P97	GA14386	P56	GA15415	P198	GA16826	P192
GA13790	P121	GA14386	P60	GA15415	P202	GA16826	P194
GA13791	P168	GA14387	P60	GA15415	P204	GA16829	P192
GA13934	P104	GA14396	P60	GA15416	P198	GA16829	P194
GA13935	P156	GA14402	P142	GA15416	P202	GA16830	P6
GA13938	P100	GA14412	P118	GA15416	P204	GA16831	P194
GA13938	P156	GA14413	P118	GA15452	P74	GA16832	P195
GA13939	P156	GA14444	P94	GA15453	P115	GA16833	P195
GA13944	P136	GA14445	P94	GA15499	P62	GA16834	P195
GA13954	P156	GA14446	P66	GA15499	P70	GA16868	P6
GA13986	P95	GA14448	P188	GA15499	P72	GA16923	P190
GA13994	P140	GA14449	P188	GA15499	P174	GA16997	P84
GA14004	P80	GA14450	P194	GA15499	P176	GA17070	P94
GA14005	P80	GA14452	P194	GA15499	P178	GA17077	P90
GA14031	P88	GA14478	P154	GA15499	P180	GA17077	P92
GA14040	P84	GA14481	P109	GA15881	P192	GA17078	P94
GA14041	P84	GA14481	P154	GA15882	P192	GA17080	P94
GA14049	P216	GA14489	P166	GA15883	P192	GA17088	P78
GA14050	P218	GA14513	P56	GA15884	P192	GA1720	P6
GA14052	P84	GA14514	P102	GA15907	P192	GA1720	P8
GA14111	P218	GA14515	P102	GA16082	P186	GA1720	P48
GA14112	P216	GA14516	P114	GA16145	P94	GA1720	P54
GA14112	P219	GA14517	P115	GA16145	P240	GA17200	P192
GA14127	P137	GA14519	P102	GA16157	P216	GA17399	P140
GA14129	P86	GA14520	P240	GA16157	P218	GA17400	P140
GA14133	P86	GA14571	P181	GA16338	P184	GA17401	P141
GA14135	P86	GA14572	P74	GA16339	P184	GA17402	P141
GA14136	P86	GA14574	P74	GA16340	P184	GA17413	P115
GA14251	P44	GA14576	P167	GA16343	P192	GA17547	P136
GA14282	P112	GA14589	P94	GA16350	P192	GA17547	P184
GA14322	P102	GA14593	P75	GA16351	P194	GA17547	P186
GA14323	P102	GA14593	P76	GA16352	P194	GA17903	P114
GA14330	P78	GA14600	P112	GA16355	P195	GA18105	P114
GA14331	P78	GA14822	P80	GA16374	P8	GA18201	P24
GA14349	P118	GA14823	P82	GA16374	P54	GA18208	P26
GA14359	P108	GA14846	P136	GA16374	P192	GA18397	P51
GA14361	P141	GA14847	P60	GA16374	P194	GA18398	P51
GA14370	P94	GA14847	P74	GA16375	P192	GA18724	P6
GA14371	P94	GA14856	P84	GA16375	P194	GA18736	P56
GA14372	P94	GA14858	P84	GA16376	P192	GA18736	P63
GA14373	P94	GA14939	P103	GA16376	P194	GA18736	P64
GA14378	P56	GA14942	P80	GA16381	P192	GA18737	P56
GA14378	P60	GA14942	P82	GA16381	P194	GA18737	P63
GA14382	P56	GA14943	P96	GA16382	P192	GA18737	P64
GA14382	P68	GA14981	P114	GA16382	P194	GA18775	P28
GA14382	P74	GA15101	P181	GA16383	P192	GA19112	P28
GA14383	P56	GA15151	P144	GA16383	P194	GA19113	P28

Part No.	Page	Part No.	Page	Part No.	Page	Part No.	Page
GA19114	P28	GA2180	P52	GA5106	P132	GA5654	P46
GA19115	P28	GA2180	P106	GA5106	P232	GA5654	P206
GA2007	P20	GA2180	P124	GA5107	P51	GA5667	P212
GA20110	P28	GA21813	P150	GA5107	P52	GA5671	P210
GA20111	P28	GA22165	P16	GA5107	P123	GA5672	P210
GA2012L	P10	GA22213	P28	GA5107	P209	GA5698	P26
GA2012R	P10	GA22215	P46	GA5107	P232	GA5699	P26
GA2014	P10	GA22216	P46	GA5108	P106	GA5715	P38
GA2014	P14	GA22273	P137	GA5108	P123	GA5715	P40
GA2014	P40	GA2528	P184	GA5108	P132	GA5716	P115
GA2014	P42	GA2559	P222	GA5108	P232	GA5718	P40
GA2014	P44	GA2612	P184	GA5109	P123	GA5719	P38
GA2014	P46	GA2660	P216	GA5109	P132	GA5719	P40
GA2014	P198	GA2660	P218	GA5109	P232	GA5787	P48
GA2014	P206	GA3407	P163	GA5110	P123	GA5794	P26
GA2019	P24	GA3413	P162	GA5110	P132	GA5795	P26
GA2020	P24	GA3552	P121	GA5111	P123	GA5796	P26
GA20254	P22	GA3553	P121	GA5111	P132	GA5834	P26
GA20341	P92	GA3584	P102	GA5112	P123	GA5842	P96
GA20346	P28	GA3584	P162	GA5112	P132	GA5853	P144
GA2054	P14	GA3584	P183	GA5113	P120	GA5887	P201
GA20622	P28	GA3893	P224	GA5113	P123	GA5892	P38
GA20640	P8	GA4286	P201	GA5113	P126	GA5982	P26
GA20640	P20	GA4287	P201	GA5113	P132	GA6038	P26
GA20640	P54	GA4293	P162	GA5114	P106	GA6108	P184
GA20640	P90	GA4293	P167	GA5114	P120	GA6109	P184
GA20640	P92	GA4293	P170	GA5114	P120	GA6147	P187
GA2068	P120	GA4293	P171	GA5114	P123	GA6147	P190
GA20746	P27	GA4376	P118	GA5114	P209	GA6168	P26
GA2075	P34	GA4377	P118	GA5114	P210	GA6171	P12
GA20879	P28	GA4444	P30	GA5114	P232	GA6171	P14
GA20902	P186	GA4617	P232	GA5115	P209	GA6171	P16
GA20902	P190	GA4618	P232	GA5116	P210	GA6171	P16
GA2094	P35	GA4619	P232	GA5121	P112	GA6171	P200
GA20960	P114	GA4620	P232	GA5121	P120	GA6171	P208
GA21030	P140	GA4722	P114	GA5146	P232	GA6182	P26
GA21030	P145	GA4723	P114	GA5164	P121	GA6184	P26
GA21114	P152	GA4727	P115	GA5165	P121	GA6187	P26
GA21115	P152	GA4729	P114	GA5194	P126	GA6337	P209
GA21309	P90	GA4842	P96	GA5194	P232	GA6434	P16
GA21309	P92	GA4843	P96	GA5195	P232	GA6436	P212
GA21406	P60	GA4976	P216	GA5229	P209	GA6437	P212
GA21406	P74	GA4976	P218	GA5385	P184	GA6478	P26
GA2148	P118	GA4976	P238	GA5385	P184	GA6497	P104
GA21515	P186	GA4976	P240	GA5548	P124	GA6503	P212
GA21515	P190	GA4995	P95	GA5600	P186	GA6514	P232
GA21589	P147	GA5105	P106	GA5600	P190	GA6515	P232
GA21590	P147	GA5105	P123	GA5624	P209	GA6527	P224
GA21591	P148	GA5105	P132	GA5651	P6	GA6527	P226
GA21592	P148	GA5105	P209	GA5654	P40	GA6597	P16
GA21771	P150	GA5105	P232	GA5654	P42	GA6608	P176
GA2180	P4	GA5106	P123	GA5654	P44	GA6608	P178

Numerical Index

M0259-02

Model 3600

Part No.	Page	Part No.	Page	Part No.	Page	Part No.	Page
GA6618	P14	GA7154	P121	GA8046	P187	GA9145	P140
GA6619	P14	GA7154	P126	GA8046	P190	GA9195	P198
GA6620	P14	GA7154	P126	GA8047	P184	GA9202	P184
GA6633	P26	GA7154	P132	GA8047	P187	GA9204	P184
GA6699	P183	GA7208	P238	GA8047	P190	GA9205	P100
GA6700	P183	GA7209	P238	GA8050	P190	GA9205	P153
GA6701	P183	GA7221	P146	GA8092	P124	GA9407	P230
GA6733	P14	GA7239	P202	GA8135	P187	GA9433	P204
GA6741	P34	GA7240	P202	GA8305	P200	GA9434	P204
GA6801	P14	GA7255	P26	GA8306	P200	GA9437	P204
GA6832	P42	GA7274	P130	GA8324	P10	GA9467	P148
GA6833	P42	GA7306	P132	GA8326	P31	GA9472	P208
GA6834	P42	GA7313	P133	GA8328	P136	GA9479	P128
GA6838	P42	GA7317	P132	GA8329	P136	GA9479	P130
GA6907	P34	GA7319	P132	GA8343	P24	GA9480	P128
GA6928	P103	GA7320	P132	GA8364	P31	GA9480	P130
GA6929	P103	GA7321	P132	GA8366	P31	GA9481	P184
GA6943	P104	GA7336	P124	GA8371	P30	GA9482	P128
GA6960	P238	GA7336	P133	GA8393	P128	GA9482	P130
GA6960	P240	GA7336	P209	GA8393	P130	GA9483	P130
GA6961	P238	GA7336	P231	GA8483	P198	GA9547	P88
GA6961	P240	GA7372	P121	GA8603	P36	GA9553	P106
GA6964	P112	GA7390	P104	GA8603	P46	GA9553	P121
GA6966	P204	GA7396	P210	GA8603	P204	GA9554	P121
GA6975	P184	GA7424	P100	GA8641	P36	GA9557	P126
GA6977	P184	GA7433	P96	GA8641	P46	GA9558	P126
GA6978	P136	GA7434	P115	GA8651	P49	GA9559	P96
GA6978	P184	GA7434	P118	GA8685	P198	GA9559	P153
GA7016	P96	GA7445	P206	GA8688	P202	GA9564	P204
GA7018	P104	GA7446	P206	GA8689	P202	GA9565	P204
GA7019	P104	GA7463	P130	GA8691	P233	GA9571	P130
GA7022	P96	GA7540	P112	GA8692	P234	GA9572	P130
GA7022	P114	GA7579	P104	GA8731	P184	GA9714	P22
GA7051	P52	GA7845	P216	GA8734	P184	GA9819	P204
GA7051	P124	GA7845	P218	GA8735	P184	GA9820	P204
GA7051	P213	GA7852	P186	GA8760	P44	GA9821	P204
GA7052	P52	GA7852	P190	GA8845	P198	GA9822	P204
GA7052	P124	GA7853	P186	GA8859	P156	GA9837	P95
GA7052	P213	GA7854	P186	GA8877	P200	GA9840	P108
GA7067	P112	GA7855	P186	GA8877	P208	GA9843	P121
GA7077	P184	GA7857	P186	GA8899	P103	GA9844	P46
GA7096	P112	GA7858	P186	GA8904	P112	GA9845	P46
GA7098	P114	GA7859	P186	GA8904	P146	GA9846	P121
GA7110	P128	GA7859	P190	GA8931	P230	GA9861	P46
GA7111	P128	GA7862	P184	GA8979	P156	GA9862	P46
GA7129	P210	GA7863	P184	GA9088	P142	GA9865	P46
GA7130	P210	GA7949	P12	GA9096	P184	GA9918	P132
GA7133	P216	GA7975	P12	GA9097	P162	GA9964	P60
GA7135	P198	GA7976	P12	GA9098	P163	GA9964	P74
GA7137	P128	GA7998	P206	GA9105	P49	GA9964	P136
GA7154	P51	GA7999	P206	GA9131	P46	GA9964	P136
GA7154	P106	GA8026	P186	GA9144	P186	GA9978	P187

Part No.	Page	Part No.	Page	Part No.	Page	Part No.	Page
GA9978	P190	GB0278	P20	GB0431	P82	GD0453-03	P140
GA9979	P187	GB0278	P31	GB0433	P80	GD0453-04	P140
GA9979	P190	GB0282	P16	GB0433	P82	GD0453-07	P140
GB0110	P24	GB0285	P2	GB0434	P80	GD0453-08	P140
GB0115	P31	GB0287	P123	GB0434	P82	GD0487	P198
GB0116	P31	GB0291	P46	GB0435	P82	GD0740	P157
GB0120	P24	GB0292	P96	GB0435	P80	GD0746	P144
GB0134	P198	GB0296	P204	GB0436	P80	GD0826	P100
GB0186	P6	GB0301	P10	GB0436	P82	GD0826	P103
GB0196	P222	GB0301	P48	GB0438	P80	GD0829	P104
GB0198	P212	GB0309	P108	GB0438	P82	GD0829	P238
GB0199	P212	GB0314	P20	GB0444	P80	GD0831	P222
GB0200	P212	GB0314	P48	GB0444	P82	GD0840	P144
GB0205	P201	GB0315	P240	GB0445	P88	GD0844	P222
GB0206	P202	GB0322	P204	GB0446	P88	GD0914-106.5	P124
GB0206	P238	GB0323	P204	GB0455	P88	GD0914-12.50	P51
GB0206	P240	GB0331	P8	GB0455	P90	GD0914-128	P52
GB0209	P202	GB0331	P20	GB0455	P92	GD0914-138	P52
GB0210	P202	GB0331	P54	GB0458	P96	GD0914-15	P52
GB0212	P200	GB0331	P88	GB0464	P44	GD0914-166.50	P124
GB0213	P46	GB0331	P90	GB0493	P78	GD0914-24	P52
GB0213	P201	GB0331	P92	GB0501	P80	GD0914-24	P52
GB0213	P238	GB0366	P6	GB0501	P82	GD0914-27	P52
GB0213	P240	GB0383	P44	GB0502	P80	GD0914-35	P124
GB0218	P6	GB0387	P42	GB0502	P82	GD0914-38	P124
GB0218	P20	GB0387	P44	GB0554	P144	GD0914-45	P124
GB0218	P46	GB0387	P46	GB0574	P88	GD0914-48	P52
GB0218	P46	GB0389	P4	GB0634	P84	GD0914-54.75	P106
GB0218	P48	GB0390	P4	GB0635	P84	GD0914-66	P52
GB0218	P96	GB0391	P4	GB0673	P84	GD0914-90	P52
GB0218	P102	GB0392	P4	GB0674	P84	GD0962	P198
GB0218	P121	GB0393	P4	GB0675	P84	GD10006	P104
GB0218	P121	GB0395	P4	GB0676	P28	GD10007	P126
GB0218	P140	GB0396	P4	GB0697	P27	GD10011	P112
GB0218	P142	GB0397	P4	GB0717	P90	GD10012	P112
GB0218	P201	GB0398	P4	GB0717	P92	GD10013	P112
GB0218	P221	GB0400	P204	GB0780	P27	GD10014	P112
GB0218	P238	GB0405	P204	GB0815	P27	GD10036	P6
GB0218	P240	GB0409	P104	GB0816	P27	GD10057-01	P250
GB0218	P240	GB0410	P24	GB0818	P28	GD10057-02	P250
GB0237	P95	GB0425	P75	GB0823	P27	GD10057-03	P250
GB0239	P14	GB0425	P76	GB0827	P57	GD10057-04	P250
GB0239	P16	GB0427	P80	GB0901	P90	GD10057-11	P250
GB0246	P100	GB0427	P82	GB0901	P92	GD10057-12	P250
GB0254	P16	GB0428	P90	GB0902	P28	GD10057-14	P250
GB0265	P2	GB0428	P92	GB0907	P28	GD10057-15	P250
GB0266	P2	GB0429	P75	GB0910	P28	GD10057-17	P250
GB0267	P2	GB0429	P76	GB0920	P28	GD10057-18	P250
GB0268	P14	GB0430	P80	GB0921	P28	GD10057-19	P250
GB0268	P16	GB0430	P82	GB0926	P28	GD10063	P112
GB0274	P2	GB0430	P88	GB0926	P90	GD10064	P112
GB0276	P12	GB0431	P80	GB0973	P28	GD10068	P128

Part No.	Page	Part No.	Page	Part No.	Page	Part No.	Page
GD10068	P130	GD10519	P44	GD1113	P6	GD11413	P20
GD10069	P128	GD10519	P46	GD1113	P48	GD11413	P31
GD10069	P130	GD10530	P100	GD1113	P52	GD11422	P6
GD10070	P128	GD10531	P104	GD1113	P94	GD11423	P200
GD10071	P128	GD10532	P104	GD1113	P108	GD11423	P208
GD10088	P142	GD10538-01	P100	GD1113	P198	GD11424	P30
GD10092	P112	GD10538-07	P140	GD1113	P202	GD1143	P35
GD10099	P121	GD10543	P120	GD1113	P204	GD1144	P35
GD10100	P123	GD10543	P128	GD1113	P204	GD1145	P35
GD10102	P128	GD10543	P132	GD1113	P204	GD11453	P12
GD10103	P128	GD10552	P206	GD1113	P216	GD11474	P187
GD10103	P130	GD10578	P130	GD1113	P218	GD11474	P190
GD10104	P128	GD10579	P130	GD1113	P218	GD11490	P118
GD10110	P216	GD10584	P130	GD1113	P224	GD11508	P17
GD10119	P210	GD10586	P130	GD1113	P226	GD11509	P17
GD10120	P130	GD10587	P130	GD1113	P232	GD11528	P24
GD10120	P130	GD10588	P130	GD1115L	P34	GD11557	P204
GD10120	P130	GD1059L	P30	GD1115R	P34	GD11558	P204
GD10123	P128	GD1059R	P30	GD1116	P34	GD1162	P250
GD10123	P130	GD1060	P30	GD11178	P206	GD11649	P49
GD10196	P238	GD1061	P31	GD1118	P34	GD1166	P222
GD10207	P145	GD1063	P31	GD11188	P206	GD11677	P36
GD10242	P202	GD10635	P130	GD11218	P48	GD11700	P170
GD10243	P184	GD10636	P130	GD11218	P54	GD11700	P224
GD1026	P2	GD10638	P130	GD11219	P30	GD11700	P226
GD1026	P8	GD1065	P2	GD11239	P20	GD11705	P198
GD1026	P30	GD1065	P8	GD11239	P30	GD11721	P57
GD1026	P48	GD10792	P141	GD11239	P31	GD11787	P24
GD1026	P54	GD1083	P24	GD11240	P31	GD11836	P206
GD1026	P124	GD1085	P16	GD11245	P114	GD11845	P2
GD1026	P133	GD1086	P12	GD11259	P2	GD11845	P10
GD1026	P204	GD10963	P34	GD11264	P49	GD11845	P14
GD1026	P209	GD10984	P34	GD11265	P206	GD11953	P200
GD1026	P210	GD10991	P12	GD11266	P206	GD11953	P208
GD1026	P231	GD10993	P2	GD11279	P22	GD11954	P200
GD10273	P202	GD11017	P10	GD11286	P24	GD11954	P208
GD10282	P130	GD1104	P202	GD11297	P31	GD11962	P2
GD10283	P144	GD11045	P4	GD11305	P30	GD11962	P8
GD10298	P120	GD11045	P124	GD11306	P10	GD11962	P30
GD10303	P202	GD11045	P231	GD11306	P198	GD11962	P48
GD10304	P202	GD11089	P184	GD11311	P24	GD11962	P54
GD10355	P132	GD11089	P187	GD11313	P17	GD11963-04	P4
GD10356	P132	GD11089	P190	GD1132	P40	GD11963-08	P100
GD10366	P132	GD1109	P14	GD1132	P42	GD11970	P156
GD1041	P24	GD1109	P16	GD1132	P44	GD11972	P52
GD1042	P24	GD11120	P128	GD1132	P46	GD11973	P52
GD10446	P112	GD11120	P130	GD1132	P198	GD11984	P156
GD10447	P112	GD11122	P26	GD1132	P206	GD11985	P152
GD10473	P10	GD11123	P216	GD1134	P210	GD11988	P146
GD10473	P14	GD11123	P218	GD1134	P212	GD11991	P146
GD10487	P202	GD11124	P216	GD1134	P232	GD11992	P146
GD10492	P104	GD11124	P218	GD1138	P198	GD11993	P186

Part No.	Page	Part No.	Page	Part No.	Page	Part No.	Page
GD11993	P186	GD13303	P148	GD14432	P232	GD16194-01	P57
GD11993	P186	GD13303	P150	GD14512	P128	GD16226	P97
GD11993	P190	GD13307	P150	GD14513	P128	GD16245	P2
GD11999	P154	GD13309	P208	GD14513	P130	GD16303	P97
GD1200	P212	GD13310	P162	GD14528	P162	GD16317-01	P56
GD1207	P212	GD13310	P163	GD14626	P56	GD16317-01	P63
GD1209	P212	GD13310	P184	GD14627	P57	GD16317-01	P64
GD1210	P212	GD13328	P222	GD14660	P136	GD16324-01	P60
GD12102	P145	GD13348	P162	GD15100	P97	GD16324-01	P74
GD12102	P152	GD13348	P184	GD1512	P250	GD16418-02	P140
GD12102	P154	GD13348	P186	GD1514	P238	GD16489	P106
GD12103	P146	GD13359	P141	GD1514	P240	GD16490	P106
GD12103	P148	GD13360	P141	GD1515	P238	GD16561	P90
GD12104	P156	GD13361	P2	GD1515	P240	GD16561	P92
GD12105	P150	GD13400	P153	GD1516	P238	GD1657	P198
GD12106	P147	GD13400	P153	GD1516	P240	GD16608	P65
GD12106	P150	GD13401	P118	GD1517	P238	GD16642	P96
GD1213	P212	GD13409	P114	GD1517	P240	GD16644	P66
GD1213	P212	GD13422	P106	GD15698	P24	GD1673	P198
GD12502	P154	GD13425	P153	GD15699	P26	GD16839	P60
GD1255	P121	GD13524-01	P128	GD15725	P97	GD16959-03	P57
GD1255	P132	GD13706-02	P240	GD15789	P60	GD16992	P60
GD1256	P121	GD13744	P222	GD15790	P60	GD17014	P2
GD12561	P22	GD1379	P212	GD15792-18	P63	GD17052	P49
GD12561	P22	GD1380	P212	GD15792-18	P64	GD17141	P138
GD12561	P88	GD14065	P16	GD15799	P56	GD17143	P138
GD12572	P147	GD14121	P96	GD15799	P63	GD17150-03	P138
GD12597	P156	GD14170	P46	GD15799	P64	GD17150-04	P138
GD12676	P204	GD14217	P6	GD15804	P60	GD17150-08	P138
GD12677	P204	GD14258	P136	GD15804	P74	GD17150-09	P138
GD12679	P204	GD14258	P136	GD15849-02	P60	GD17150-12	P138
GD12684	P206	GD14308	P145	GD15849-02	P74	GD17151-06	P136
GD12685	P204	GD14398	P36	GD15850	P56	GD17151-20	P60
GD12703	P108	GD14413	P124	GD15850	P63	GD17154	P138
GD12724	P18	GD14413	P133	GD15850	P64	GD17156	P138
GD12726	P130	GD14413	P210	GD15854	P56	GD17156	P138
GD12726	P183	GD14413	P232	GD15856-03	P56	GD1719	P52
GD12817	P46	GD14414	P124	GD15856-03	P56	GD17245	P97
GD12818	P163	GD14414	P133	GD15856-03	P63	GD1747	P216
GD12826	P46	GD14414	P210	GD15856-03	P64	GD1755	P26
GD12827	P46	GD14414	P232	GD15856-04	P56	GD17794	P4
GD12829	P46	GD14426	P124	GD15856-04	P63	GD18010	P136
GD13146	P162	GD14426	P133	GD15863	P60	GD18010	P138
GD13170	P153	GD14427	P210	GD15867-02	P63	GD18011	P4
GD13170	P153	GD14427	P232	GD15867-02	P64	GD18011	P138
GD13171	P153	GD14431	P124	GD15867-13	P63	GD18013	P190
GD13172	P153	GD14431	P133	GD15867-13	P64	GD18014	P106
GD13172	P153	GD14431	P210	GD15950	P18	GD18066	P51
GD13173	P153	GD14431	P232	GD16037	P66	GD18073	P49
GD13173	P153	GD14432	P124	GD16038	P66	GD18074	P49
GD13287	P204	GD14432	P133	GD16040	P66	GD18078	P138
GD13302	P148	GD14432	P210	GD16188	P170	GD18084	P138

Part No.	Page	Part No.	Page	Part No.	Page	Part No.	Page
GD18112	P137	GD19344	P133	GD20458	P114	GD23774	P8
GD18114	P106	GD19344	P210	GD20458	P118	GD23774	P54
GD18115	P106	GD19344	P232	GD20461	P118	GD23995	P4
GD18116	P100	GD19383-02	P104	GD20518	P56	GD2412	P212
GD18118	P186	GD19422	P218	GD20518	P68	GD24126	P6
GD18118	P189	GD19423	P218	GD20534	P56	GD2423	P34
GD18119	P138	GD19440	P167	GD20534	P68	GD24352	P6
GD18135	P49	GD19460	P60	GD20539	P68	GD24385-01	P84
GD18136	P49	GD19468	P97	GD20589	P94	GD24386	P84
GD18168	P186	GD19469	P60	GD20590	P56	GD24387	P84
GD18168	P189	GD19470	P60	GD20591	P68	GD24545	P2
GD18176	P194	GD19491	P141	GD20593	P108	GD24545	P48
GD18177	P194	GD19508	P80	GD20595	P108	GD2460	P35
GD18274	P138	GD19508	P82	GD20599	P94	GD24753	P84
GD18275	P136	GD19509	P88	GD20695	P160	GD24754	P84
GD18326	P106	GD19609	P82	GD20696	P104	GD24879-01	P84
GD18407	P188	GD19614	P82	GD20697	P160	GD25147	P28
GD18408	P188	GD19619	P82	GD20718	P166	GD25147	P28
GD18540	P140	GD19620	P84	GD20719	P166	GD25189	P140
GD1862	P216	GD19635	P80	GD20722	P57	GD25374	P104
GD1862	P218	GD19635	P82	GD20728	P96	GD2548-15.5	P213
GD18628	P108	GD19639	P78	GD20756	P94	GD2548-54	P231
GD18643	P114	GD19655	P114	GD20757	P240	GD25522	P62
GD18645	P115	GD19658-02	P78	GD20922	P84	GD25522	P70
GD18646	P115	GD19659-05	P78	GD20923	P84	GD25522	P72
GD18663	P109	GD19661-01	P140	GD21080	P80	GD25522	P174
GD18672	P168	GD19665	P80	GD21080	P82	GD25522	P176
GD18676	P114	GD19665	P82	GD21142	P141	GD25522	P178
GD18704	P24	GD19690-03	P84	GD21143	P141	GD25522	P180
GD18796	P136	GD19690-04	P84	GD2115	P238	GD25523	P114
GD18811	P167	GD19695	P80	GD2115	P240	GD25568	P49
GD18811	P168	GD19695	P82	GD2117	P218	GD25569	P49
GD18814	P141	GD19790	P24	GD2117	P240	GD2558	P108
GD18815	P140	GD19808	P80	GD2117	P250	GD2558	P114
GD18889	P140	GD19808	P82	GD21278	P60	GD2558	P120
GD19092	P4	GD19852	P80	GD21278	P74	GD2558	P123
GD19123	P171	GD19854	P80	GD21300	P74	GD2558	P133
GD19124	P138	GD19863	P80	GD21337	P6	GD2558	P209
GD19212	P78	GD19864	P80	GD21398	P212	GD2558	P222
GD19212	P104	GD19864	P82	GD21540	P144	GD2558	P232
GD19225	P68	GD19865	P80	GD2169	P100	GD25644	P74
GD19237	P138	GD19865	P82	GD2169	P112	GD2589	P198
GD19238	P138	GD19893	P84	GD21746	P100	GD2597	P144
GD19292	P36	GD20035	P84	GD2199	P120	GD26024	P141
GD19292	P46	GD20036	P84	GD2199	P249	GD26024	P210
GD19295	P190	GD20037	P84	GD22965	P184	GD26025	P210
GD19333	P24	GD20060	P216	GD22968	P192	GD26264	P86
GD19343	P124	GD20060	P218	GD22974	P192	GD26419	P24
GD19343	P133	GD20282	P86	GD22975	P192	GD26593	P28
GD19343	P210	GD20401	P78	GD23002	P145	GD2681	P221
GD19343	P232	GD20456	P118	GD23020	P100	GD26973	P44
GD19344	P124	GD20457	P114	GD23773	P8	GD2721	P94

Part No.	Page	Part No.	Page	Part No.	Page	Part No.	Page
GD2721	P140	GD31307	P80	GD5857	P210	GD7867	P213
GD2721	P142	GD31307	P82	GD5857	P231	GD7878	P26
GD2721	P238	GD31353	P16	GD5875	P96	GD7883	P100
GD27232	P153	GD31425	P57	GD5875	P100	GD7889	P38
GD27232	P153	GD31426	P57	GD5875	P112	GD7889	P40
GD27234	P145	GD31427	P57	GD5875	P115	GD7889	P126
GD27234	P152	GD31466	P12	GD5886	P213	GD7890	P38
GD27235	P147	GD31485	P184	GD6279-05	P170	GD7890	P40
GD27235	P148	GD31541	P130	GD6291	P184	GD7900	P201
GD27235	P150	GD3180-10	P210	GD6291	P190	GD7904-02	P104
GD2734-08	P210	GD3180-12	P14	GD6291	P18	GD7904-02	P202
GD2734-08	P232	GD3180-30	P4	GD6553	P201	GD7907	P202
GD27607	P84	GD3180-34	P140	GD6556	P96	GD7907	P238
GD2829	P184	GD3501	P96	GD6775	P121	GD7907	P240
GD28390	P2	GD3537-11	P100	GD6780	P123	GD7908	P201
GD28631	P28	GD3537-12	P100	GD6895	P121	GD7908	P238
GD28776	P28	GD3537-20	P100	GD6924	P232	GD7908	P240
GD29339	P88	GD3547	P238	GD7079	P114	GD7911	P200
GD29413	P90	GD3547	P240	GD7089	P114	GD7912	P202
GD29459	P49	GD3612	P2	GD7127	P123	GD7962	P201
GD2947	P34	GD3623	P216	GD7127	P209	GD7962	P206
GD29507	P20	GD3623	P218	GD7127	P232	GD8066-02	P162
GD29651	P147	GD3860	P184	GD7137	P96	GD8188	P96
GD2971-09	P96	GD3951	P216	GD7145	P115	GD8188	P100
GD2971-10	P30	GD3951	P218	GD7147	P156	GD8188	P102
GD2971-21	P57	GD4086	P62	GD7148	P31	GD8189	P96
GD2971-24	P54	GD4086	P174	GD7251	P96	GD8189	P100
GD2971-26	P10	GD4086	P176	GD7258	P31	GD8189	P102
GD29798	P2	GD4086	P178	GD7318	P2	GD8218	P200
GD29798	P90	GD4086	P180	GD7318	P8	GD8224	P202
GD29806	P2	GD4700	P121	GD7426	P124	GD8237	P26
GD29806	P49	GD4701	P121	GD7426	P133	GD8238	P201
GD2984	P240	GD4743	P57	GD7426	P209	GD8239	P202
GD2984	P250	GD4743	P94	GD7426	P210	GD8247	P201
GD30263	P145	GD4743	P106	GD7426	P231	GD8249	P6
GD30264	P145	GD4743	P138	GD7518	P96	GD8260	P96
GD30291	P148	GD4743	P142	GD7519	P96	GD8266	P38
GD30401	P152	GD4743	P166	GD7612	P124	GD8276	P202
GD30696	P150	GD4887-14	P123	GD7803	P36	GD8306	P52
GD30697	P150	GD5154	P100	GD7803	P46	GD8306	P78
GD30725	P10	GD5212	P121	GD7804	P36	GD8307	P40
GD30725	P44	GD5212	P123	GD7804	P46	GD8308	P200
GD30725	P198	GD5804	P100	GD7817-01	P40	GD8460	P16
GD30860	P150	GD5841	P108	GD7817-04	P40	GD8722	P212
GD30880	P150	GD5841	P118	GD7817-04	P206	GD8739	P184
GD30881	P150	GD5857	P42	GD7817-05	P222	GD8740	P184
GD30882	P74	GD5857	P96	GD7817-18	P49	GD8741	P184
GD30902	P128	GD5857	P106	GD7823	P40	GD8751	P186
GD30902	P130	GD5857	P120	GD7831	P222	GD8751	P190
GD31305	P74	GD5857	P123	GD7848	P212	GD8770	P186
GD31306	P80	GD5857	P126	GD7864	P114	GD8770	P190
GD31306	P82	GD5857	P132	GD7866	P209	GD8771	P186

Part No.	Page	Part No.	Page	Part No.	Page	Part No.	Page
GD8771	P190	GD9960	P96	GR0228	P233	GR1015	P218
GD8778	P26	GD9963	P104	GR0229	P233	GR1015	P238
GD8893-01	P48	GD9964	P104	GR0229	P234	GR1015	P240
GD8893-01	P54	GD9964	P104	GR0231	P233	GR1016	P216
GD9107	P233	GD9968	P104	GR0231	P234	GR1016	P218
GD9108	P234	GD9969	P120	GR0232	P233	GR1016	P238
GD9109	P233	GD9971	P157	GR0232	P234	GR1016	P240
GD9109	P234	GD9971	P160	GR0233	P233	GR1017	P216
GD9120	P16	GD9977	P162	GR0267	P222	GR1017	P218
GD9130	P112	GD9981	P142	GR0270	P118	GR1017	P238
GD9131	P212	GM0259-01	P254	GR0279	P234	GR1017	P240
GD9132	P212	GM0259-02	P254	GR0280	P234	GR1018	P216
GD9254	P36	GR0146	P253	GR0281	P234	GR1018	P218
GD9254	P46	GR0146MPP	P253	GR0282	P234	GR1018	P238
GD9290	P14	GR0150	P144	GR0283	P234	GR1018	P240
GD9305	P14	GR0151	P144	GR0284	P234	GR1019	P216
GD9529	P130	GR0155	P253	GR0367	P109	GR1019	P218
GD9529	P172	GR0155MPP	P253	GR0375	P112	GR1019	P238
GD9529	P172	GR0188	P201	GR0434	P118	GR1019	P240
GD9529	P183	GR0190	P222	GR0508	P216	GR1037	P70
GD9530	P130	GR0193	P109	GR0508	P218	GR1037	P72
GD9530	P172	GR0193	P112	GR0528	P114	GR1037	P100
GD9530	P172	GR0195	P222	GR0586	P186	GR1037	P100
GD9530	P183	GR0196	P31	GR0594	P186	GR1037	P112
GD9533	P162	GR0196	P48	GR0594	P190	GR1037	P140
GD9562	P14	GR0196	P90	GR0664	P24	GR1037	P154
GD9636	P112	GR0196	P92	GR0761	P172	GR1037	P156
GD9667	P128	GR0196	P2	GR0763	P172	GR1037	P157
GD9671	P128	GR0200	P222	GR0764	P162	GR1037	P157
GD9671	P130	GR0200	P222	GR0764	P163	GR1037	P160
GD9672	P128	GR0204	P222	GR0764	P167	GR1037	P160
GD9672	P130	GR0207	P233	GR0764	P168	GR1037	P160
GD9695	P49	GR0207	P234	GR0764	P172	GR1037	P162
GD9705	P200	GR0208	P233	GR0880	P219	GR1037	P162
GD9706	P200	GR0211	P233	GR0880	P224	GR1037	P162
GD9709	P200	GR0211	P234	GR0881	P219	GR1037	P162
GD9715	P42	GR0212	P233	GR0881	P224	GR1037	P162
GD9720	P42	GR0212	P234	GR0882	P219	GR1037	P163
GD9724	P42	GR0213	P233	GR0882	P224	GR1037	P163
GD9724	P44	GR0214	P233	GR0883	P219	GR1037	P166
GD9724	P46	GR0214	P234	GR0883	P224	GR1037	P176
GD9724	P206	GR0215	P233	GR0912	P52	GR1037	P70
GD9870	P104	GR0215	P234	GR0912	P121	GR1037	P72
GD9896	P184	GR0216	P233	GR0912	P123	GR1037	P108
GD9898	P104	GR0217	P233	GR0912	P126	GR1037	P108
GD9905	P163	GR0217	P234	GR0912	P132	GR1037	P145
GD9952	P102	GR0221	P234	GR0912	P132	GR1037	P146
GD9953	P96	GR0222	P234	GR0912	P209	GR1037	P147
GD9955	P104	GR0225	P233	GR0912	P210	GR1037	P148
GD9955	P104	GR0225	P234	GR0912	P232	GR1037	P150
GD9956	P104	GR0226	P233	GR0912	P106	GR1037	P152
GD9959	P100	GR0226	P234	GR1015	P216	GR1037	P162

Part No.	Page	Part No.	Page	Part No.	Page	Part No.	Page
GR1037	P166	GR1296	P52	GR1467	P66	GR1736	P60
GR1037	P166	GR1296	P124	GR1467	P66	GR1736	P74
GR1037	P167	GR1296	P213	GR1467	P66	GR1762	P186
GR1037	P167	GR1297	P52	GR1467	P72	GR1763	P187
GR1037	P168	GR1297	P124	GR1467	P160	GR1777	P60
GR1037	P171	GR1297	P213	GR1467	P160	GR1777	P74
GR1037	P178	GR1298	P52	GR1467	P169	GR1777	P78
GR1045	P74	GR1298	P124	GR1467	P169	GR1777	P60
GR1045	P160	GR1301	P52	GR1467	P170	GR1777	P74
GR1045	P162	GR1301	P124	GR1467	P170	GR1778	P138
GR1045	P162	GR1301	P213	GR1467	P70	GR1783	P138
GR1045	P163	GR1303	P128	GR1484	P233	GR1786	P66
GR1045	P163	GR1303	P130	GR1485	P234	GR1790	P106
GR1045	P163	GR1304	P128	GR1519	P156	GR1796	P228
GR1045	P169	GR1304	P130	GR1522	P152	GR1798	P228
GR1045	P170	GR1305	P128	GR1524	P146	GR1800	P228
GR1045	P170	GR1305	P130	GR1526	P154	GR1801	P228
GR1045	P62	GR1306	P128	GR1533	P230	GR1803	P228
GR1045	P70	GR1306	P130	GR1535	P230	GR1804	P228
GR1045	P70	GR1363	P136	GR1540	P230	GR1805	P228
GR1045	P72	GR1363	P184	GR1541	P230	GR1806	P228
GR1045	P72	GR1364	P136	GR1542	P230	GR1808	P228
GR1045	P171	GR1364	P184	GR1543	P228	GR1828	P253
GR1104	P228	GR1405	P52	GR1543	P230	GR1834	P66
GR1112	P228	GR1406	P52	GR1544	P230	GR1836	P188
GR1116	P228	GR1407	P52	GR1545	P230	GR1838	P188
GR1118	P228	GR1408	P52	GR1557	P52	GR1839	P188
GR1120	P228	GR1409	P52	GR1557	P52	GR1842MPP	P253
GR1122	P222	GR1410	P52	GR1557	P124	GR1843	P138
GR1123	P228	GR1411	P52	GR1557	P124	GR1846	P167
GR1124	P228	GR1412	P52	GR1557	P213	GR1847	P168
GR1134	P228	GR1413	P52	GR1557	P213	GR1848	P24
GR1146	P222	GR1414	P187	GR1557	P213	GR1912	P114
GR1146	P228	GR1414	P189	GR1559	P230	GR1916	P188
GR1208	P183	GR1415	P187	GR1561	P230	GR1921	P138
GR1290	P184	GR1415	P189	GR1566	P230	GR1925	P145
GR1292	P184	GR1465	P140	GR1567	P230	GR1939	P167
GR1293	P52	GR1465	P156	GR1568	P230	GR1941	P216
GR1293	P52	GR1465	P145	GR1569	P24	GR1941	P218
GR1293	P124	GR1466	P66	GR1570MPP	P253	GR1943	P137
GR1293	P124	GR1466	P66	GR1573	P148	GR1945	P168
GR1293	P213	GR1466	P66	GR1574	P230	GR1947	P75
GR1293	P213	GR1466	P74	GR1575	P230	GR1947	P76
GR1294	P52	GR1466	P160	GR1577	P233	GR1951	P138
GR1294	P52	GR1466	P162	GR1577	P234	GR1952	P138
GR1294	P124	GR1466	P162	GR1598	P153	GR1953	P138
GR1294	P124	GR1466	P162	GR1598	P153	GR1956	P183
GR1294	P213	GR1466	P163	GR1626	P233	GR1957	P183
GR1294	P213	GR1466	P170	GR1626	P234	GR1958	P183
GR1295	P52	GR1466	P68	GR1708	P216	GR1960	P74
GR1295	P124	GR1466	P167	GR1708	P218	GR1961	P74
GR1295	P213	GR1467	P65	GR1734	P169	GR1965	P74

Part No.	Page	Part No.	Page	Part No.	Page	Part No.	Page
GR1966	P74						
GR1967	P74						
GR1969	P74						
GR1977	P74						
GR1978	P74						
GR1979	P74						
GR1981	P181						
GR2000	P74						
GR2011	P228						
GR2025	P66						
GR2041	P162						
GR2041	P167						
GR2041	P170						
GR2041	P171						
GR2043	P166						
GR2109	P74						
GR2152	P95						
GR2153	P95						
GR2154	P24						
GR2185	P228						
GR2190	P169						
GR2217	P253						
GR2218	P66						
GR2224	P147						
GR2230	P150						
GR2233	P138						
GR2234	P150						

This page left blank intentionally.