

# MODEL 3600 TWIN-LINE PLANTER PARTS MANUAL

**M0236-02**

**Rev. 5/14**

This manual applies to:

Model: 3600 Twin-Line Planters:

- 12 Row 30" and 16 Row 30" "Y" Hitch Conventional and ASD Machines;  
2011 to 2014 Production

- 16 Row 7.5" Twin Row "Y" Hitch; 2013 to 2014 Production

Record the model number and serial number of your planter along with date purchased:

Serial Number \_\_\_\_\_

Date Purchased \_\_\_\_\_

Information in this manual was current at time of printing. However, due to Kinze's ongoing product improvement, production changes may cause your machine to appear slightly different in detail. Kinze Manufacturing, Inc. reserves the right to change specifications or design without notice and without incurring obligation to install the same on machines previously manufactured.

Right hand (R.H.) and left hand (L.H.), as used throughout this manual, are determined by facing in the direction the machine will travel when in use, unless otherwise stated.

**ROW UNIT**

Shank Assembly, Seed Tube, and Depth Adjustment . . . . P1  
 Pneumatic Down Pressure Package Option . . . . . P3  
 Air Clutch, Pull Row Unit . . . . . P5  
 Air Clutch, Pull Row Unit . . . . . P5  
 Parallel Arms, Mounting Support Plate, and Quick Adjustable Down Forces Springs Option. . . . . P7  
 Ag Leader Electric Clutch . . . . . P9  
 15" Seed Opener Disc Blade/Bearing Assembly and Scrapers . . . . . P11  
 Gauge Wheels . . . . . P13  
 Covering Discs/Single Press Wheel. . . . . P15  
 "V" Closing Wheels . . . . . P17  
 Drag Closing Attachment. . . . . P19  
 Row Unit Light Mount Bracket and Extension . . . . . P20  
 Hopper Support and Meter Drive. . . . . P21  
 Seed Hopper and Lid. . . . . P24  
 Finger Pickup Seed Meter . . . . . P25  
 Brush-Type Seed Meter . . . . . P27  
 EdgeVac Seed Meter . . . . . P29  
 Granular Chemical Hopper and Hopper Panel Extension . . . . . P31  
 Granular Chemical Meter and Meter Drive . . . . . P33  
 Granular Chemical Banding Options . . . . . P35  
 Spring Tooth Incorporator . . . . . P37  
 Row Unit Mounted No Till Coulter . . . . . P38  
 Row Unit Mounted Bed Leveler . . . . . P39  
 Row Unit Mounted Disc Furrower . . . . . P41  
 Row Unit Mounted Residue Wheel . . . . . P43  
 Coulter Mounted Residue Wheels . . . . . P45  
 Frame Mounted Coulter W/Residue Wheels . . . . . P47

**INTERPLANT**

Interplant Push Row Unit. . . . . P49  
 Interplant Push Row Unit Drive (Style A). . . . . P53  
 Interplant Push Row Unit Drive (Style B). . . . . P55  
 Ag Leader Electric Clutch, Push Unit. . . . . P57  
 Interplant Push Row Unit, Air Clutch Package. . . . . P59  
 Air Clutch, Interplant Push Row Unit . . . . . P60

**EDGEVAC SYSTEM**

Manifolds and Mounts . . . . . P61  
 Vacuum System. . . . . P65  
 Vacuum Fan Hydraulic Components . . . . . P67  
 EdgeVac Manifolds and Hoses, 12 Row . . . . . P69  
 EdgeVac Manifolds and Hoses, 16 Row . . . . . P70  
 PTO Pump Drive and Oil Cooler Option . . . . . P71

**AIR SEED DELIVERY SYSTEM (ASD)**

ASD Fan Mounts . . . . . P73  
 ASD Fan Hydraulic Components (Mechanical) . . . . . P75  
 ASD Fan Hydraulic Components (EdgeVac) . . . . . P77  
 ASD Fan System . . . . . P79  
 ASD Hoses, 12 Row . . . . . P81  
 ASD Hoses, 16 Row . . . . . P82  
 ASD Manifolds and Distribution Hoses . . . . . P83  
 ASD Entrainer Assembly, 12 Row . . . . . P85  
 ASD Entrainer Assembly, 16 Row . . . . . P87  
 ASD Tank Assembly (Prior to 2013 Production) . . . . . P89  
 ASD Tank Assembly (2013 Production and on) . . . . . P91  
 ASD Scale Package. . . . . P93  
 ASD Mechanical Row Unit. . . . . P95  
 ASD EdgeVac Row Unit. . . . . P97  
 ASD Interplant Row Unit . . . . . P99  
 ASD Catwalk . . . . . P101

**BASE MACHINE**

Outer Hitch. . . . . P103  
 2-Point Hitch Option. . . . . P105  
 Safety Chain . . . . . P106  
 Inner Hitch, "Y". . . . . P107  
 Hose Take-Up . . . . . P109  
 Center Frame. . . . . P111  
 Hydraulic Drive Package Option . . . . . P113  
 Wing Frame . . . . . P115  
 Weight Transfer Mechanism. . . . . P117  
 Center Pivot. . . . . P119  
 Axle Assembly (Prior to 2012 Production) . . . . . P121  
 Axle Assembly (2012 Production and on) . . . . . P123  
 Ground Drive Wheel (Prior to 2012 Production) . . . . . P127  
 Ground Drive Wheel (2012 Production and on) . . . . . P129  
 Contact Wheel and Drive Shaft(s) . . . . . P131  
 Seed Rate Transmission and Row Unit Drill Shafts . . . . . P135  
 Inner Module Drive. . . . . P137  
 Point Row Clutch . . . . . P139  
 Two-Speed Point Row Clutch. . . . . P141  
 Two-Speed Point Row Clutch Wheel Module Extension. . . . . P143  
 Airline Fittings and Hoses . . . . . P147  
 Valve Box Module . . . . . P148  
 Pneumatic Down Pressure Control Console, Sending Unit, and Harnesses . . . . . P149  
 Air Compressor, Dual Solenoid Assembly, Tubing, and Fittings . . . . . P151  
 Row Marker Assembly. . . . . P153  
 Row Marker Stand. . . . . P156  
 Row Marker Spindle/Hub/Blade. . . . . P157

**HYDRAULICS**

Row Marker Cylinder . . . . .	P159
Rotation Cylinder . . . . .	P160
Wing Lift Cylinder, 12 Row . . . . .	P161
Wing Lift Cylinder, 16 Row . . . . .	P162
Center Lift Cylinder . . . . .	P163
Wing Lock Cylinder . . . . .	P164
Tongue Lock Cylinder . . . . .	P165
Transport Latch Cylinder . . . . .	P165
Wing Down Pressure Cylinder . . . . .	P166
Tongue Cylinder . . . . .	P167
Junction Block - Located on R.H. Side of Center Pivot . . . . .	P169
Junction/Valve Blocks - Located on R.H. Rear Center Frame . . . . .	P171
Valve Blocks - Located on R.H. Rear Center Frame . . . . .	P173
Valve Block - Located on Hitch . . . . .	P175
Wing Down Pressure Valve Block . . . . .	P177
Hydraulic Motor Assembly (Mechanical) . . . . .	P179
Hydraulic Motor Assembly (EdgeVac) . . . . .	P180
Optional Flow Control Needle Valve Kit . . . . .	P181
Vacuum Fan Hydraulic Motor Assembly . . . . .	P181
Vacuum Fan Motor Valve Block Assembly (Located Below Vacuum Fan Motor Assembly) . . . . .	P182
ASD Fan Valve Block . . . . .	P183
Solenoid Valve . . . . .	P184
Hydraulic Hoses and Fittings on Hitch . . . . .	P185
Hydraulic Hoses and Fittings on Planter Frame, 12 Row . . . . .	P187
Hydraulic Hoses and Fittings on Planter Frame, 16 Row . . . . .	P189
Wing Down Pressure Hydraulic Schematics (Mechanical and EdgeVac) . . . . .	P191

**ELECTRONICS**

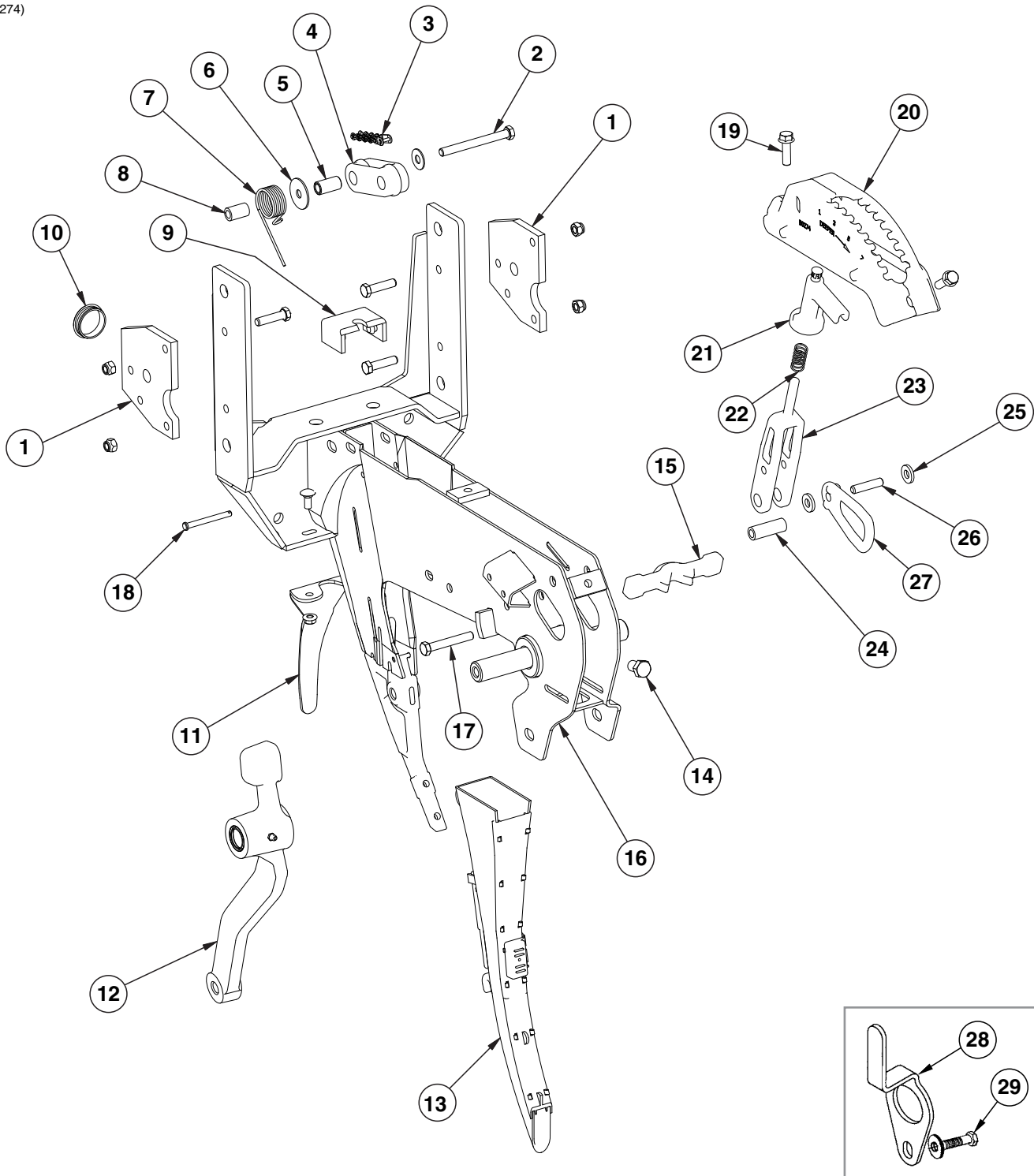
ASD Work Light . . . . .	P193
Electrical Components . . . . .	P195
KPM III Electronic Seed Monitor . . . . .	P197
Miscellaneous Cobalt and Integra Parts . . . . .	P200
Kinze Cobalt Display (Prior to 2013 Production) . . . . .	P201
Ag Leader Integra Display (Prior to 2013 Production) . . . . .	P203
Planter Monitor Module (PMM) . . . . .	P205
ISOBUS Electric Clutch Package . . . . .	P207
Ag Leader Electric Clutch Package . . . . .	P209
ISOBUS Retrofit Cabling Package - Integra . . . . .	P211

**FERTILIZER**

Depth/Gauge Wheel Attachment for Notched Single Disc Fertilizer Opener . . . . .	P223
Double Disc Fertilizer Opener and Mount . . . . .	P213
Dry Fertilizer Coupler/Shafts . . . . .	P229
Dry Fertilizer Drive . . . . .	P225
Dry Fertilizer Hopper and Mounts . . . . .	P227
HD Single Disc Fertilizer Opener (Blade and Drop Tube) . . . . .	P217
HD Single Disc Fertilizer Opener (Soil Press Wheel) . . . . .	P215
Liquid Fertilizer Tanks, Saddles, Saddle Mounts, and Hoses (ASD) . . . . .	P233
Liquid Fertilizer Tanks, Saddles, Saddle Mounts, and Hoses (Conventional) . . . . .	P231
Notched Single Disc Fertilizer Opener . . . . .	P219
Residue Wheel Attachment for Notched Single Disc Fertilizer Opener . . . . .	P221
Liquid Fertilizer Flow Divider Mount and Hoses (Conventional) . . . . .	P239
Liquid Fertilizer Piston Pump Flow Divider . . . . .	P245
Liquid Fertilizer Piston Pump Mount and Ground Drive Wheel . . . . .	P237
Liquid Fertilizer Piston Pump (Uses 18 Tooth Sprocket) . . . . .	P243
Liquid Fertilizer Squeeze Pump, 12 Row . . . . .	P249
Liquid Fertilizer Squeeze Pump, 16 Row . . . . .	P250
Liquid Fertilizer Squeeze Pump Drive . . . . .	P247
Rear Trailer Hitch, ASD . . . . .	P253
Rear Trailer Hitch, Conventional . . . . .	P251

**DECALS, PAINT, AND MISCELLANEOUS . . . . P255****NUMERICAL INDEX . . . . . P276**

(IP1274)

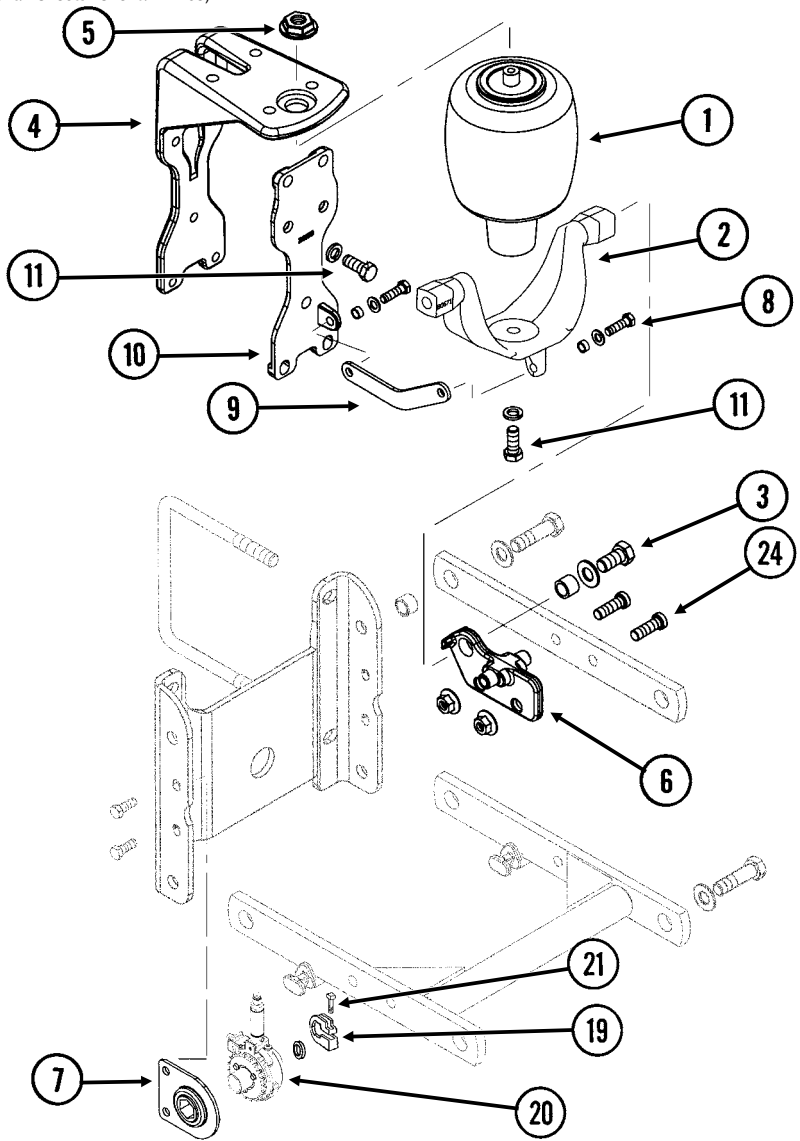




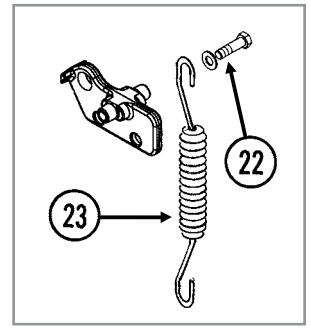
ITEM	PART NO.	QTY. (Per Row)	DESCRIPTION
1	GD24545	2	Stop
	G10003	3	Hex Head Cap Screw, 3/8"-16 x 1 1/2"
	G10108	4	Lock Nut, 3/8"-16
2	G10326	1	Hex Head Cap Screw, 3/8"-16 x 3 3/4"
	G11387	1	Flat Washer, 3/8" SAE
3	G3303-98	-	Chain, No. 41, 98 Pitch Including Connector Link (Mechanical)
	G3303-108	-	Chain, No. 41, 108 Pitch Including Connector Link (EdgeVac)
	G3303-16	-	Chain, No. 41, 16 Pitch Including Connector Link (Used W/Row Unit Extension Brackets)
	G3303-114	-	Chain, No. 41, 114 Pitch Including Connector Link (Mechanical - 4 Center Rows Only)
	G3303-124	-	Chain, No. 41, 124 Pitch Including Connector Link (EdgeVac - 4 Center Rows Only)
	GR0196	-	Connector Link, No. 41
4	GD11962	1	Idler
5	GD1026	1	Sleeve, 1 3/16" Long
6	G10201	1	Special Washer, 3/8" x 1 1/2" O.D.
7	GD1065	1	Idler Spring
8	GD7318	1	Sleeve, 1" Long
9	GD16245	1	Sun Shade (Rubber)
10	GD11845	1	Dust Cap
11	GD28390	1	Shield
	G10312	2	Carriage Bolt, 5/16"-18 x 3/4"
	G10620	2	Serrated Flange Nut, 5/16"-18
12	---	1	<a href="#">See "Gauge Wheels" on page P13</a>
13	GA10901	1	<a href="#">See "KPM III Electronic Seed Monitor" on page P197</a> <a href="#">See "Planter Monitor Module (PMM)" on page P205</a>
14	G10438	1	Hex Head Cap Screw, 1/2"-13 x 3/4"
15	GB0265	1	Pivot Link, Depth Adjustment
16	GA10157	1	Shank W/Gauge Wheel Pivot Spindle And Set Screw
17	G11592	1	Hex Head Cap Screw, 3/8"-24 x 2 3/4", Grade 8
	G11591	1	Nylon Lock Nut, 3/8"-24, Grade C
18	G10551	1	Clevis Pin, 1/4" x 2 1/2"
	G10669	1	Hair Pin Clip, No. 22
19	G11015	2	Hex Washer Head Cap Screw, 3/8"-16 x 1 1/4"
20	GB0274	1	Cover, Depth Adjustment
21	GB0266	1	Handle, Depth Adjustment
	GD3612	-	Cap Plug
22	GD10993	1	Spring
23	GB0267	1	Lever, Depth Adjustment
24	GD11259	1	Sleeve, 3/8" I.D. x 5/8" O.D. x 1 25/32" Long
25	G10207	1	Washer, 7/8" O.D. x 1 3/32" I.D. x .134" (If Applicable)
26	GD13361	1	Pin, 3/8" x 1 2/3"
27	GB0285	1	Collar, Depth Adjustment
28	GD17014	1	Hose Guide
29	G10047	1	Hex Head Cap Screw, 3/8"-16 x 1 3/4"
	G11387	2-3	Flat Washer, 3/8" SAE
	G10108	1	Lock Nut, 3/8"-16

(RU157c/RU159a/RU157d/A12405)

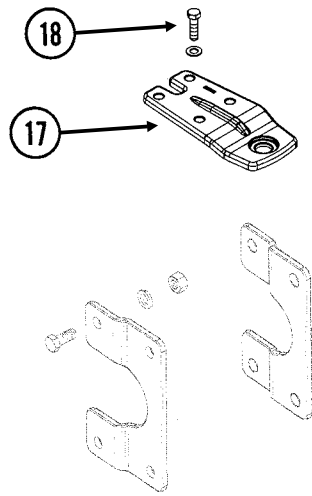
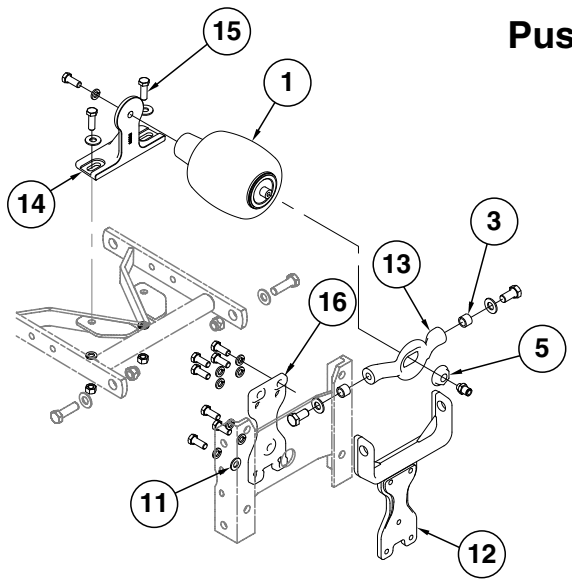
### Pull Row Unit Shown



NOTE: Items that are not referenced on this page may be referenced on [page P7](#).

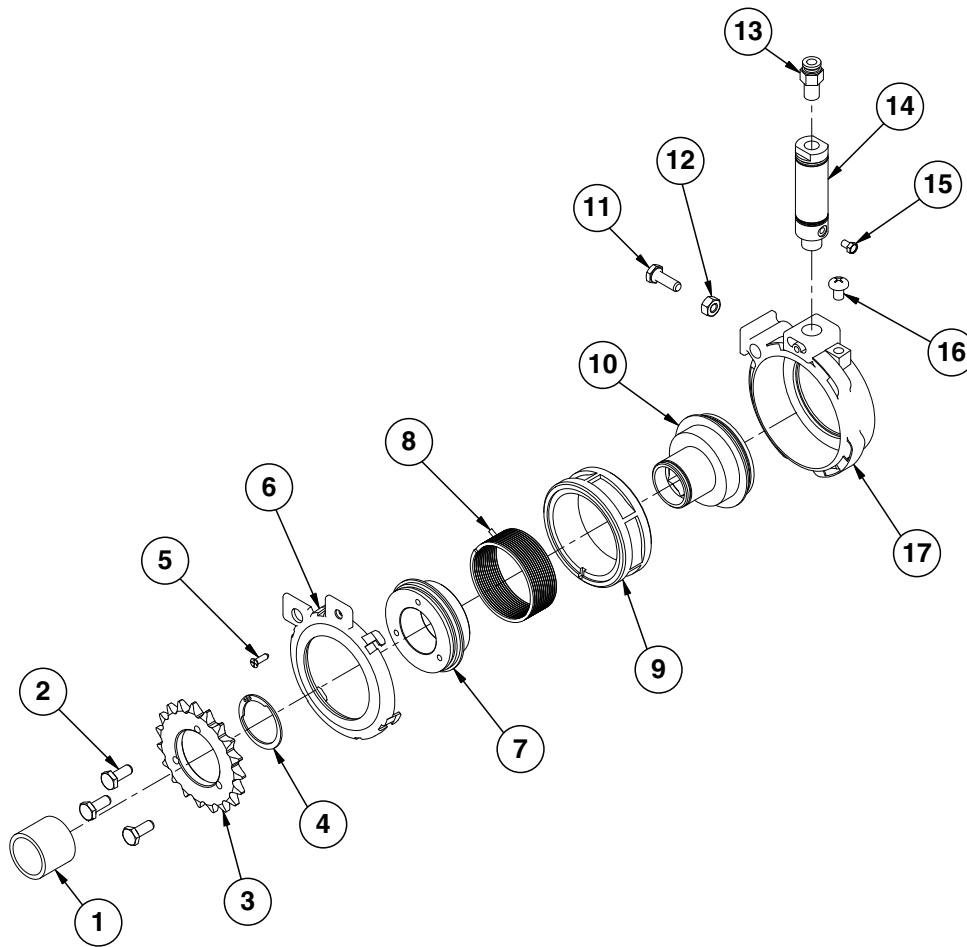


### Push Row Unit Shown



ITEM	PART NO.	QTY. (Per Row)	DESCRIPTION
1	GA11982	1	Air Spring Assembly
	G10037	1	Hex Head Cap Screw, 1/2"-13 x 1 1/4"
	G10228	1	Lock Washer, 1/2"
2	GD23995	1	Saddle
3	G11018	2	Hex Head Cap Screw, 5/8"-18 x 1 1/4"
	G11391	2	Flat Washer, 5/8" SAE
	GD3180-30	2	Sleeve, 7/8" O.D. x 5/8" I.D. x 2 1/32"
4	GB0396	1	Head Mount
5	GB0397	1	Shoulder Nut, 3/4"-16
	GD19092	-	Connector, 3/8" x 1/8" NPT
	GD18011	-	Elbow, 3/8" x 1/8" NPT Extended (used on outer push units)
6	GB0395	2	Bracket
7	GA2180	-	Hanger Bearing, 7/8" Hex Bore
8	G10004	2	Hex Head Cap Screw, 3/8"-16 x 1 1/4"
	G11387	2	Flat Washer, 3/8" SAE
	GD11963-04	2	Spacer, 1/4"
	G10108	2	Lock Nut, 3/8"-16
9	GD17794	1	Link (not applicable with row unit extension brackets)
10	GB0393	1	Plate
11	G10037	7	Hex Head Cap Screw, 1/2"-13 x 1 1/4"
	G11389	2	Flat Washer, 1/2" SAE (Lower Two Holes Only)
	G10228	7	Lock Washer, 1/2"
12	GB0390	1	Yoke Mount
13	GB0392	1	Yoke
14	GB0391	1	Mount
15	G10017	2	Hex Head Cap Screw, 1/2"-13 x 1 1/2"
	G11389	2	Flat Washer, 1/2" SAE
	G10228	2	Lock Washer, 1/2"
	G10102	2	Hex Nut, 1/2"-13
16	GB0389	1	Plate
17	GB0398	1	Extension
18	G10039	4	Hex Head Cap Screw, 1/2"-13 x 1 3/4"
	G11389	4	Flat Washer, 1/2" SAE
	G10111	4	Lock Nut, 1/2"-13
19	GD11045	-	Lock Clamp
20	---	-	<a href="#">See "Air Clutch, Pull Row Unit" on page P5</a>
21	G10130	-	Square Head Machine Bolt, 5/16"-18 x 1 3/4"
	G10923	-	Flange Nut, 5/16"-18, No Serration
22	G10438	2	Hex Head Cap Screw, 1/2"-13 x 3/4"
	G11389		Flat Washer, 1/2" SAE
23	---	-	<a href="#">See "Parallel Arms, Mounting Support Plate, and Quick Adjustable Down Forces Springs Option" on page P7</a>
24	G11220	-	Hex Socket Cap Screw, 1/2"-13 x 1 1/2"
	G10071	-	Serrated Flange Nut, 1/2"-13

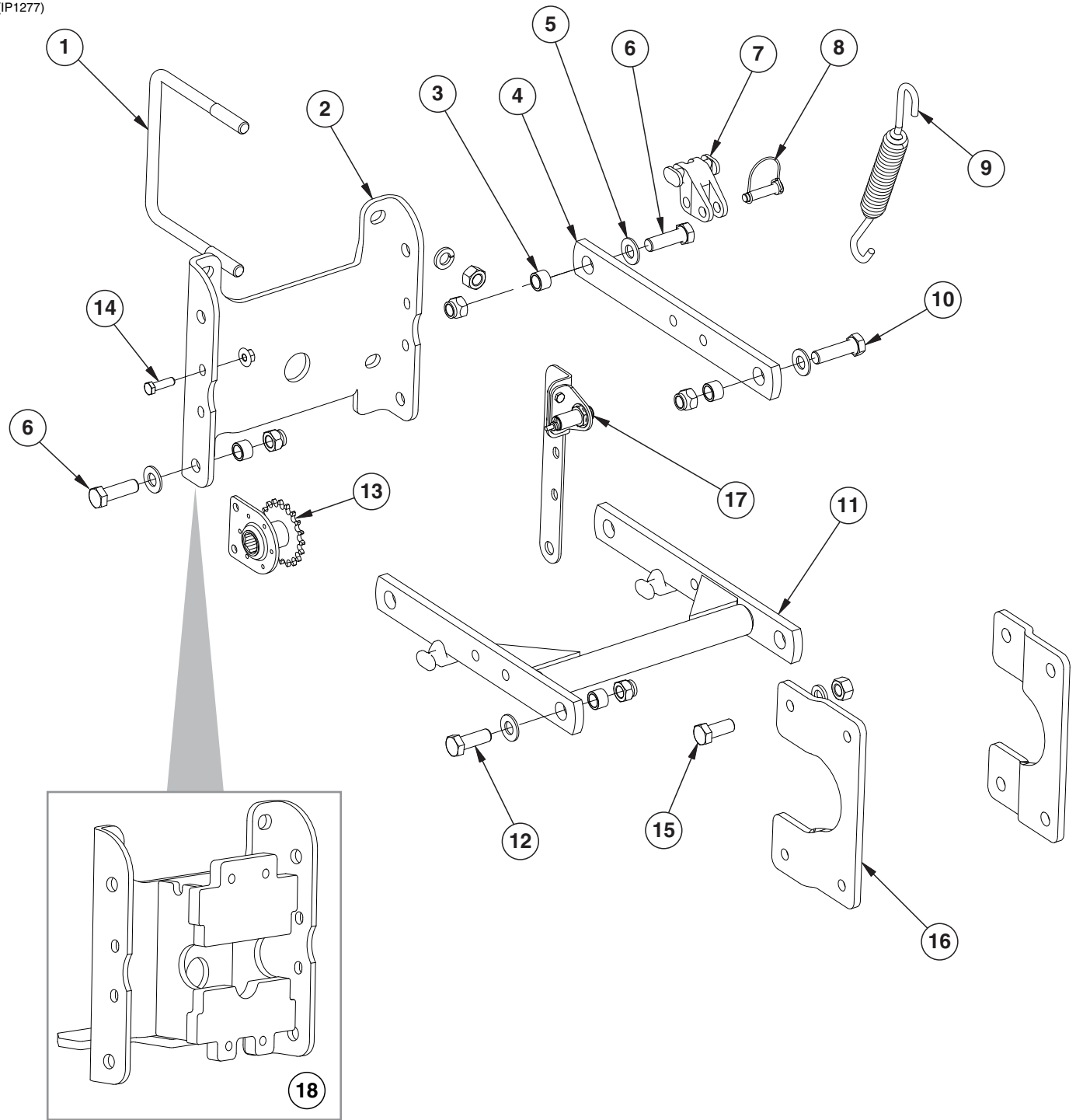
(IP1265)



ITEM	PART NO.	QTY. (Per Row)	DESCRIPTION
1	GD18891	1	Spacer, 1¼" O.D. x 1"
2	G11239	3	Hex Head Cap Screw, 10-32 x ½"
3	GR1831	1	Sprocket, 19 Tooth
4	G11295	1	Retaining Ring
5	G11243	1	Slotted Flat Head Machine Screw, No. 8-32 x ½", Stainless Steel
6	GR1894	1	Air Housing Cover
7	GR1829	1	Sprocket Hub
8	GR1813	1	Clutch Spring
9	GR1818	1	Ratchet Gear
10	GR1830	1	Hex Bushing
11	G10023	1	Hex Head Cap Screw, ¼"-20 x ¾"
12	G10103	1	Hex Nut, ¼"-20
13	GR1819	1	Push Connect, ⅛" NPT Male x ¼"
14	GR1896	1	Air Cylinder (Includes Items No. 13 and 15)
15	GR1898	1	Filter
16	G11296	1	Pan Head Machine Screw, ¼"-20 x ¾" x ¾"
17	GR1895	1	Air Clutch Housing
A	GA12405	-	Air Clutch Assembly, (Items 1-17)

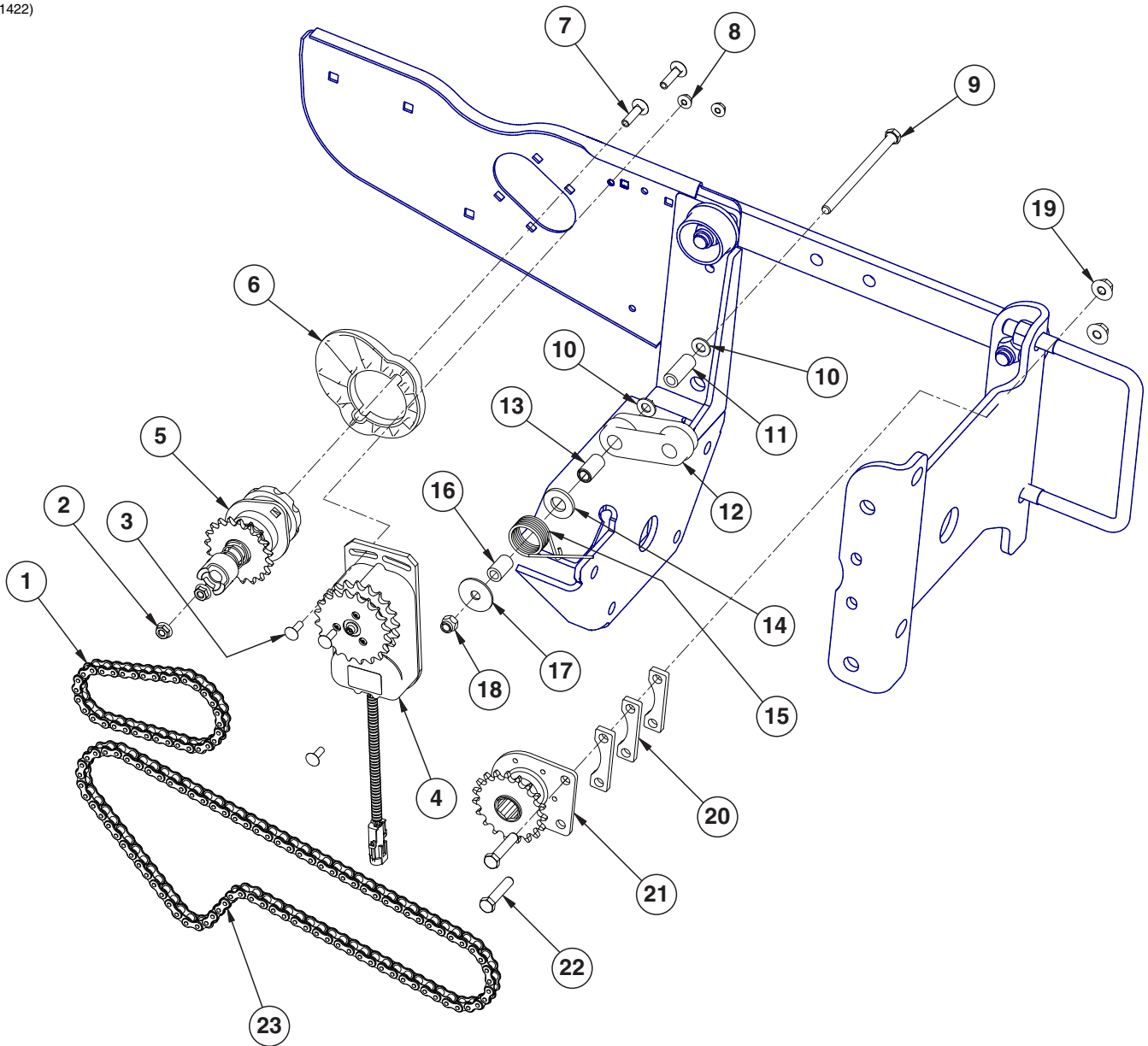
**This page left blank intentionally.**

(IP1277)



ITEM	PART NO.	QTY. (Per Row)	DESCRIPTION
1	GD1113	2	U-Bolt, 5" x 7" x 5/8"-11
	G10230	4	Lock Washer, 5/8"
	G10104	4	Hex Nut, 5/8"-11
2	GD10036	1	Mounting Support Plate
3	GB0218	8	Bushing, 2 1/32" I.D. x 7/8" O.D. x 1 9/32" Long
4	GD11422	2	Upper Parallel Arm
5	G11391	8	Flat Washer, 5/8" SAE
6	G10732	4	Hex Head Cap Screw, 5/8"-18 x 2"
	G11514	4	Lock Nut, 5/8"-18
7	GB0186	2	Spring Anchor
8	GD14217	2	Tab Lock Pin, 7/16" x 1 1/2"
9	GD8249	4	Standard Down Pressure Spring
	GD21337		Heavy Duty Down Pressure Spring
10	G10752	2	Hex Head Cap Screw, 5/8"-18 x 2 1/4"
	G11514	2	Lock Nut, 5/8"-18
11	GA5651	1	Lower Parallel Arm
12	G10751	2	Hex Head Cap Screw, 5/8"-18 x 1 3/4"
	G11514	2	Lock Nut, 5/8"-18
13	GA1720	1	Bearing/Sprocket, 7/8" Hex Bore
14	G10004	2	Hex Head Cap Screw, 3/8"-16 x 1 1/4"
	G11091	2	Serrated Flange Nut, 3/8"-16
15	G10007	4	Hex Head Cap Screw, 5/8"-11 x 1 1/2"
	G10230	4	Lock Washer, 5/8"
	G10104	4	Hex Nut, 5/8"-11
16	GB0366	2	Extension Bracket
17	GA16830	1	Sensor
	GA16868	1	Implement Switch Adapter Cable
	GD24352	1	Sensor Bracket
	GD24126	1	Implement Switch Bracket, Long
	G11491	2	Washer
	G10110	2	Lock Nut, 1/4"-20, Grade B
	G11385	2	Flat Washer, 1/4" SAE
	G10023	2	Hex Head Cap Screw, 1/4"-20 x 3/4"
18	GA18724	-	Row Unit Mount (Required on 4 Center Row Units When Using Frame Mounted Coulters with Residue Wheels Along with GB0366 Extension Bracket)
A	G6325X	-	U-Bolt Package For 5" x 7" Toolbar, Includes: (2) GD1113, (4) G10230, (4) G10104
B	G1K528	-	Implement Switch Kit, Includes: (1)A16868, (1)A16829, and (1)IS826 (Replaces GA13593)

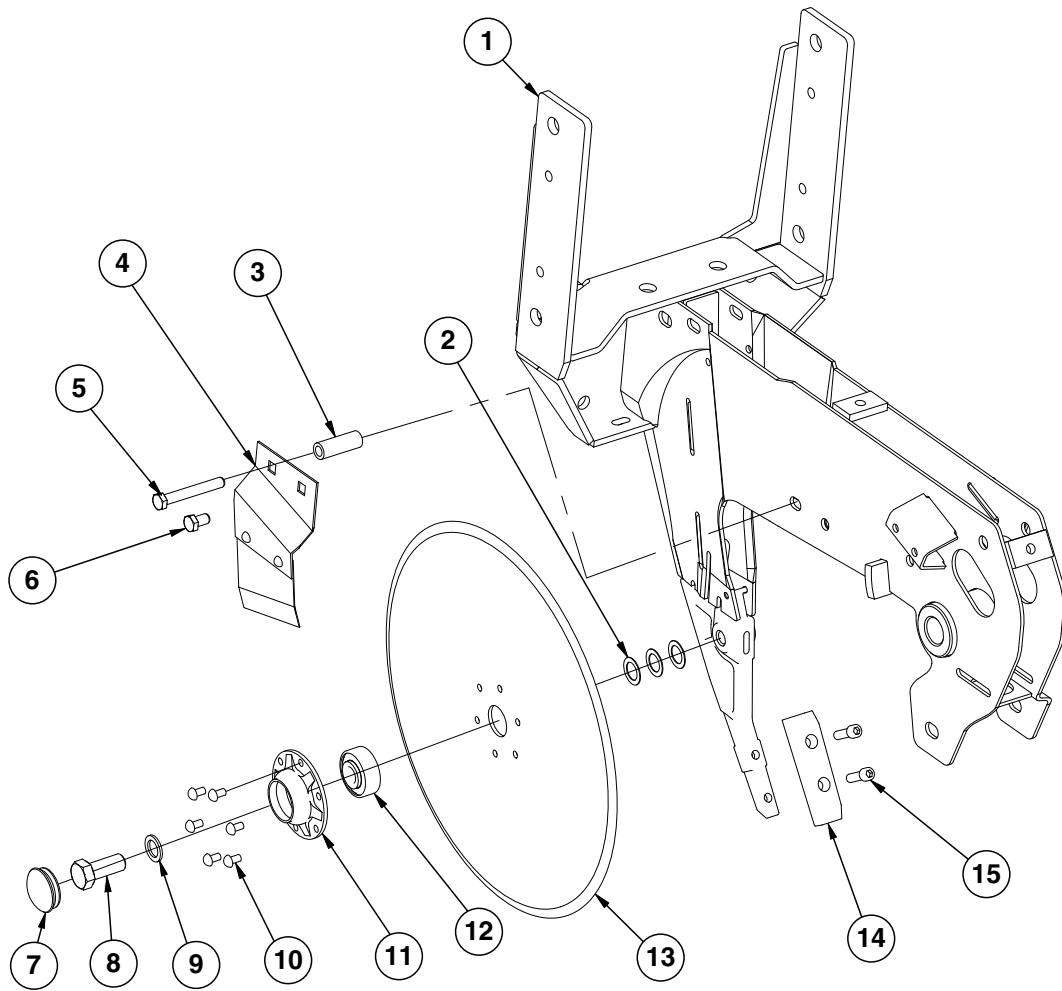
(IP1422)





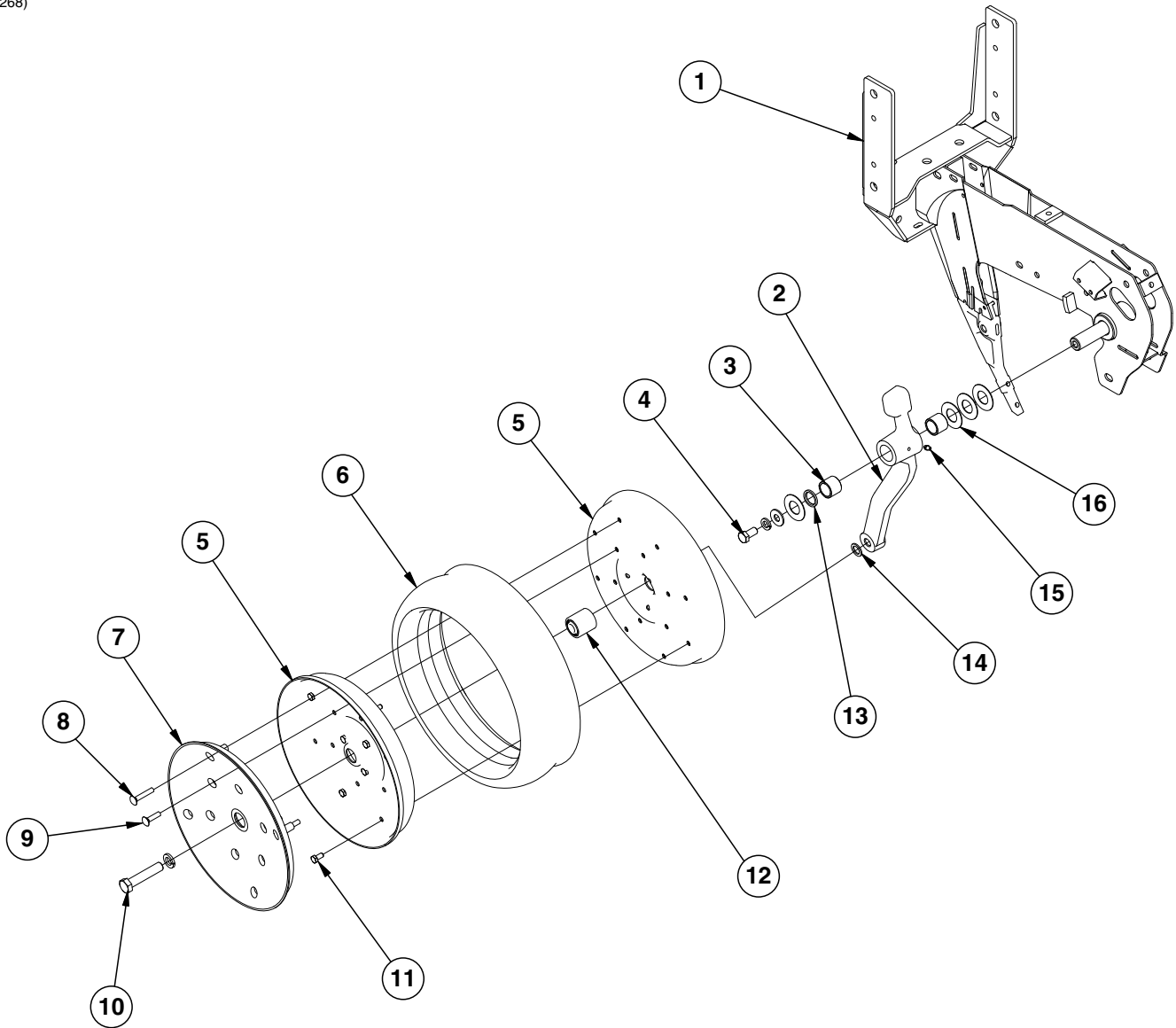
ITEM	PART NO.	QTY. (Per Row)	DESCRIPTION
1	G3303-34	1	Chain, No. 41, 34 Pitch Including Connector Link (Mechanical)
	G3303-44	-	Chain, No. 41, 44 Pitch Including Connector Link (EdgeVac)
2	G10620	2	Serrated Flange Nut, 5/16"-18
3	G10310	3	Carriage Bolt, 1/4"-20 x 3/4", Grade 2
4	GA16374	1	Electric Clutch
5	GA10151	1	Meter Drive Assembly Complete, 11/19 Tooth (Mechanical)
	GA12144	-	Meter Drive Assembly Complete, 11/28 Tooth (EdgeVac)
6	GB0331	1	Clutch Adapter Plate
7	G10338	2	Carriage Bolt, 5/16"-18 x 1 1/4"
8	G10621	3	Serrated Flange Nut, 1/4"-20
9	G10687	1	Hex Head Cap Screw, 3/8"-16 x 5 1/2"
10	G11387	2	Flat Washer, 3/8" SAE
11	GD23773	1	Chain Idler Spacer
12	GD11962	1	Idler
13	GD1026	1	Sleeve, 1 3/16" Long
14	G11391	1	Flat Washer, 5/8" SAE
15	GD1065	1	Idler Spring
16	GD7318	1	Sleeve, 1" Long
17	G10201	1	Special Washer, 3/8" x 1 1/2" O.D.
18	G10901	1	Lock Nut, 3/8"-16
19	G11091	3	Serrated Flange Nut, 3/8"-16
20	GD23774	3	Spacer
21	GA1720	1	Bearing/Sprocket, 7/8" Hex Bore
22	G10047	2	Hex Head Cap Screw, 3/8"-16 x 1 3/4"
23	G3303-88	1	Chain, No. 41, 88 Pitch Including Connector Link (Pull Row Unit)
	G3303-103	4	Chain, No. 41, 103 Pitch Including Connector Link (4 Center Row Units Only)

(IP1272)



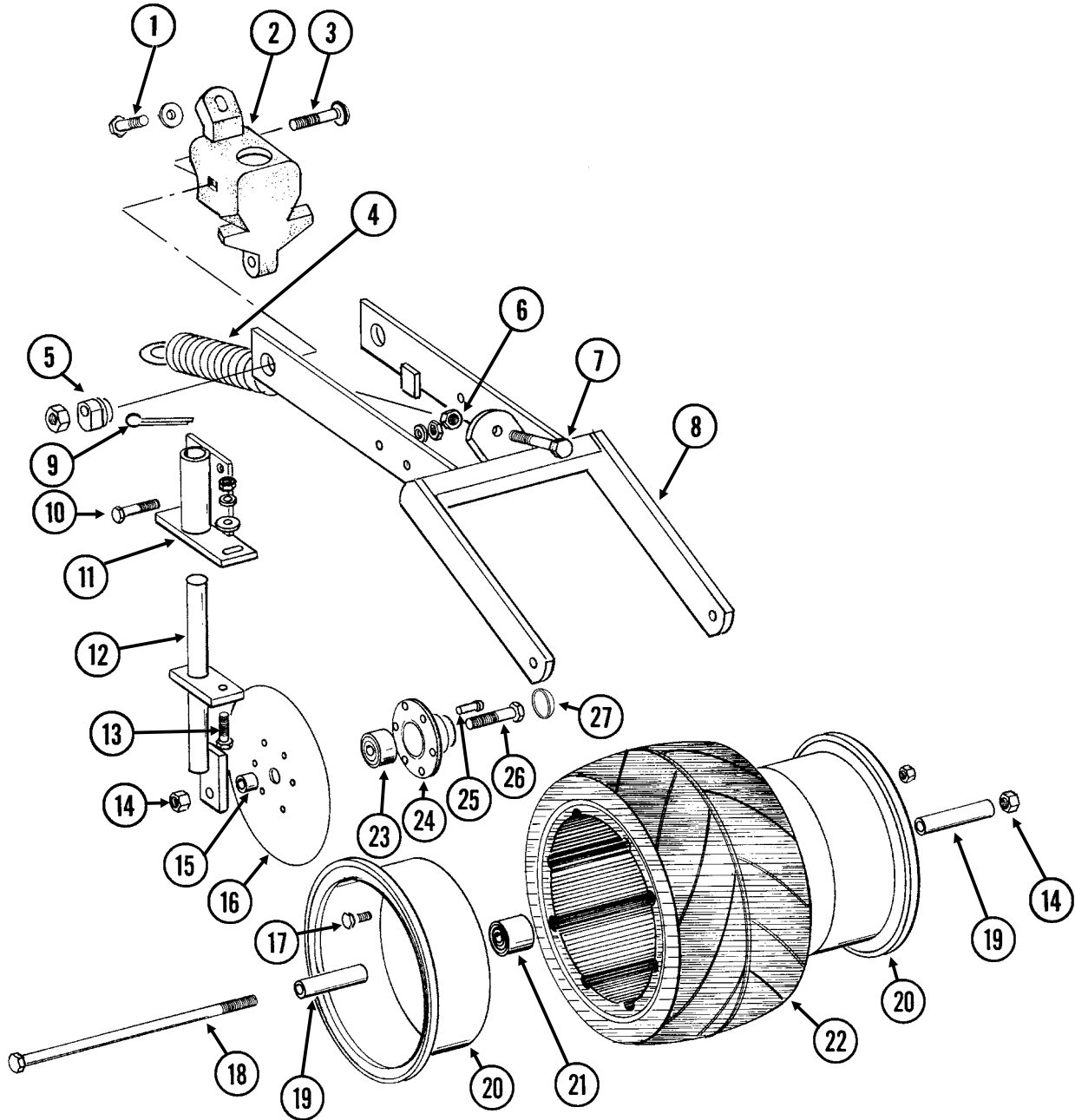
ITEM	PART NO.	QTY. (Per Row)	DESCRIPTION
1	---	-	<a href="#">See "Shank Assembly, Seed Tube, and Depth Adjustment" on page P1</a>
2	G10213	-	Machine Bushing, 5/8" (.030" Thick)(As Required)
3	GD11259	1	Sleeve, 3/8" I.D. x 5/8" O.D. x 1 <sup>25</sup> / <sub>32</sub> " Long
4	GA2012R GA2012L	1 -	Disc Scraper, R.H. Disc Scraper, L.H. (Shown)
5	G10325 G10622	1 1	Hex Head Cap Screw, 3/8"-16 x 2 <sup>3</sup> / <sub>4</sub> " Serrated Flange Nut, 3/8"-16
6	G10328 G10622	2 1	Hex Head Cap Screw, 3/8"-16 x 5/8" Serrated Flange Nut, 3/8"-16
7	GD11845	2	Dust Cap
8	GD11017	1	Special Hex Head Cap Screw, 5/8"-11 x 1 <sup>1</sup> / <sub>2</sub> ", L.H. Threads
9	G10204	2	Special Machine Bushing, 5/8" x 1" O.D.
10	G10427	12	Rivet, 1/4" x 1/2"
11	GD10473	2	Bearing Housing
12	GA2014	2	Bearing
13	GD11306	2	Disc Blade, 3.5 mm x 15"
14	GB0301	1	Seed Tube Guard/Inner Scraper
15	G10912	2	Hex Socket Head Cap Screw, 5/16"-18 x 1", Grade 8
A	GA8324	-	Disc Blade/Bearing Assembly, Less Dust Cap (Items 10-13)

(IP1268)



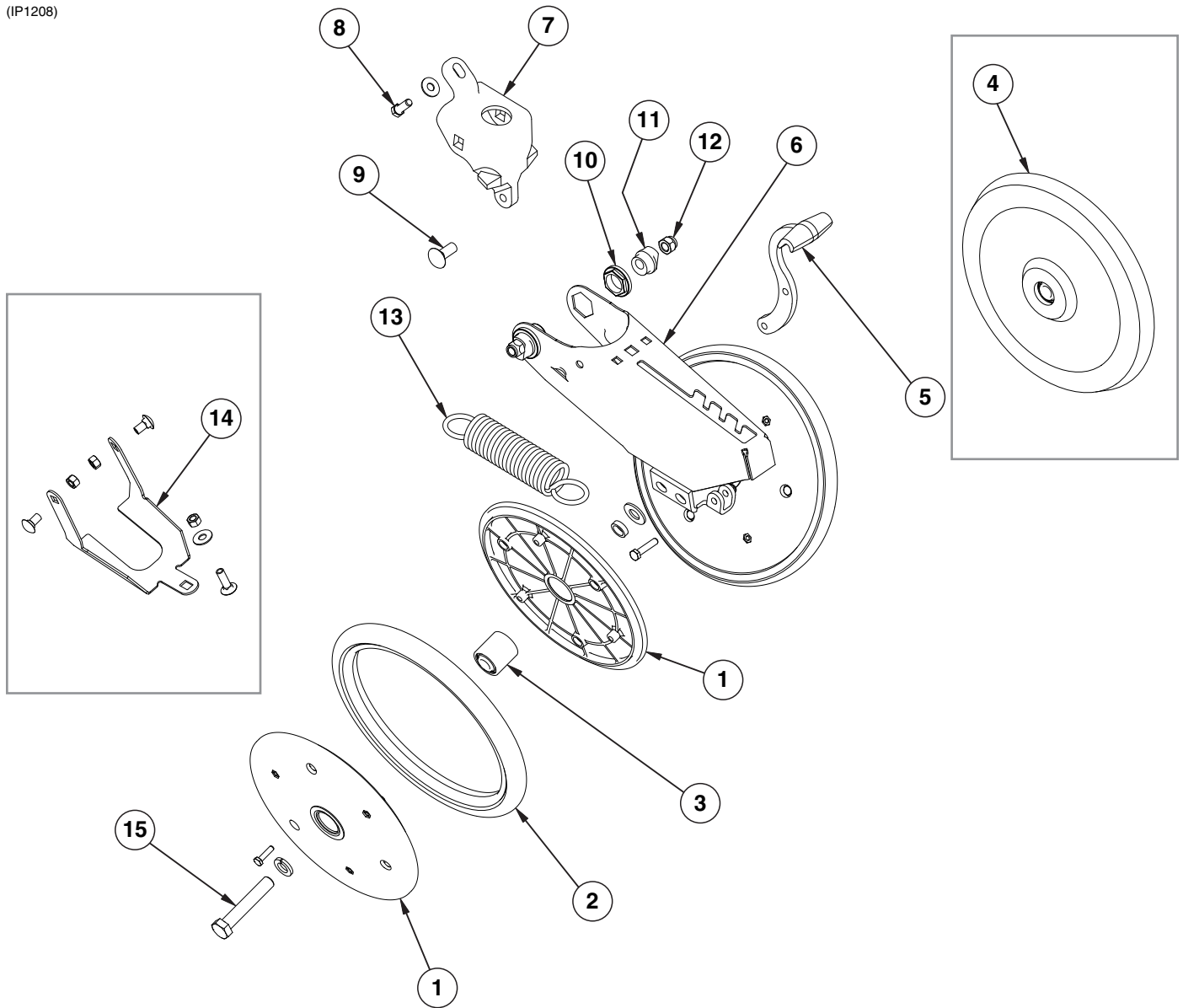
ITEM	PART NO.	QTY. (Per Row)	DESCRIPTION
1	---	-	<a href="#">See "Shank Assembly, Seed Tube, and Depth Adjustment" on page P1</a>
2	GA7975	1	Wheel Arm W/Grease Fitting, Bushings And Seals, L.H. (Shown) (Includes Items 3 and 13)
	GA7976	1	Wheel Arm W/Grease Fitting, Bushings And Seals, R.H. (Includes Items 3 and 13)
3	GB0276	2	Bushing, 1" I.D. x 1¼" O.D. x 1" Long (Per Arm)
4	G10014	1	Hex Head Cap Screw, ½"-13 x 1"
	G10228	2	Lock Washer, ½"
	G10216	2	Washer, ½" USS
5	GD11423	4	Half Wheel
6	GD1086	2	Tire
7	GD11453	2	Cover
8	G10924	8	Carriage Bolt, 5/16"-18 x 1¾"
	G10620	8	Serrated Flange Nut, 5/16"-18
9	G10338	12	Carriage Bolt, 5/16"-18 x 1¼"
	G10620	12	Serrated Flange Nut, 5/16"-18
10	G10010	2	Hex Head Cap Screw, 5/8"-11 x 3"
11	G10018	14	Hex Head Cap Screw, 5/16"-18 x 5/8"
	G10109	14	Lock Nut, 5/16"-18, Grade 8
12	GA6171	2	Bearing
13	GD10991	2	Seal (Per Arm)
14	G10204	2	Special Machine Bushing, 5/8" x 1" O.D.
15	G10640	1	Grease Fitting, ¼"-28 (Per Arm)
16	G10940	-	Machine Bushing, 1" (.048" Thick)
A	GA7949	-	Gauge Wheel Complete (Items 5-9 And 11-12)
B	G1K296	-	Gauge Wheel Arm Bushing And Seal Driver Kit, Includes: (1) Seal Driver, (1) Bushing Driver, (1) Instruction

RUA054/RUB026(RU94d)



ITEM	PART NO.	QTY. (Per Row)	DESCRIPTION
1	G10001	1	Hex Head Cap Screw, 3/8"-16 x 1"
	G11387	1	Flat Washer, 3/8" SAE
2	GB0268	1	Wheel Arm Stop
3	G10801	2	Carriage Bolt, 1/2"-13 x 2 1/4"
	G10315	-	Carriage Bolt, 1/2"-13 x 2 1/2" (Used W/Straight Drop In-Furrow Granular Chemical Bracket)
	G10102	2	Hex Nut, 1/2"-13
4	GA2054	1	Spring
5	GB0239	2	Eccentric Bushing
6	G10102	1	Hex Nut, 1/2"-13
7	G10015	1	Adjusting Bolt, 1/2"-13 x 5"
8	GA6619	1	Mounting Arm
9	G10463	2	Cotter Pin, 1/4" x 1 1/2"
10	G10171	4	Hex Head Cap Screw, 5/16"-18 x 1 1/4"
	G10232	4	Lock Washer, 5/16"
	G10106	4	Hex Nut, 5/16"-18
11	GA6620	2	Bracket
12	GA6618	2	Mount
13	G10303	2	Carriage Bolt, 5/16"-18 x 1"
	G11386	2	Flat Washer, 5/16" SAE
	G10232	2	Lock Washer, 5/16"
	G10106	2	Hex Nut, 5/16"-18
14	G10107	3	Lock Nut, 5/8"-11
15	GD1109	2	Bushing, 4 1/64" I.D. x 7/8" O.D. x 1/4" Long
16	GD9290	2	Disc Blade, 8"
17	G10018	7	Hex Head Cap Screw, 5/16"-18 x 5/8"
	G10109	7	Lock Nut, 5/16"-18, Grade 8
18	G10152	1	Hex Head Cap Screw, 5/8"-11 x 9"
19	GD3180-12	2	Sleeve, 5/8" I.D. x 7/8" O.D. x 2 7/8" Long
20	GD9562	2	Half Wheel
21	GA6171	1	Bearing
22	GD9305	1	Tire
23	GA2014	2	Bearing
24	GD10473	2	Bearing Housing
25	G10427	12	Rivet, 1/4" x 1/2"
26	G10006	2	Hex Head Cap Screw, 5/8"-11 x 2 1/4"
27	GD11845	2	Dust Cap
A	GA6733	-	Single Press Wheel Complete W/Bearing (Items 17 And 20-22)
B	GA6801	-	Covering Disc Blade Complete W/Bearing (Items 16 And 23-25)

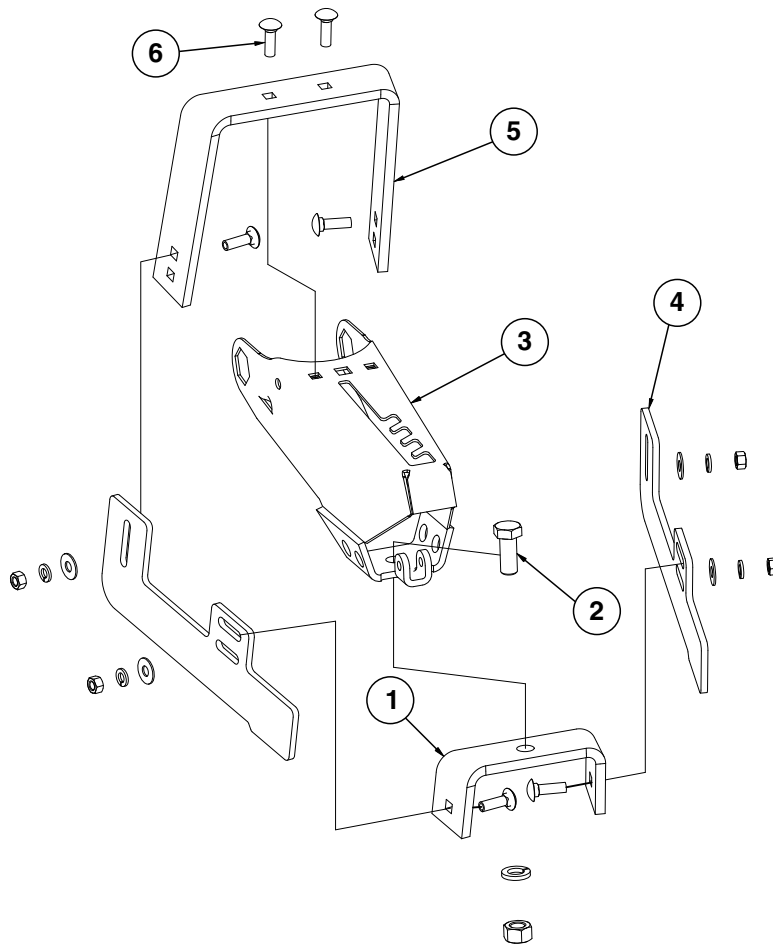
(IP1208)





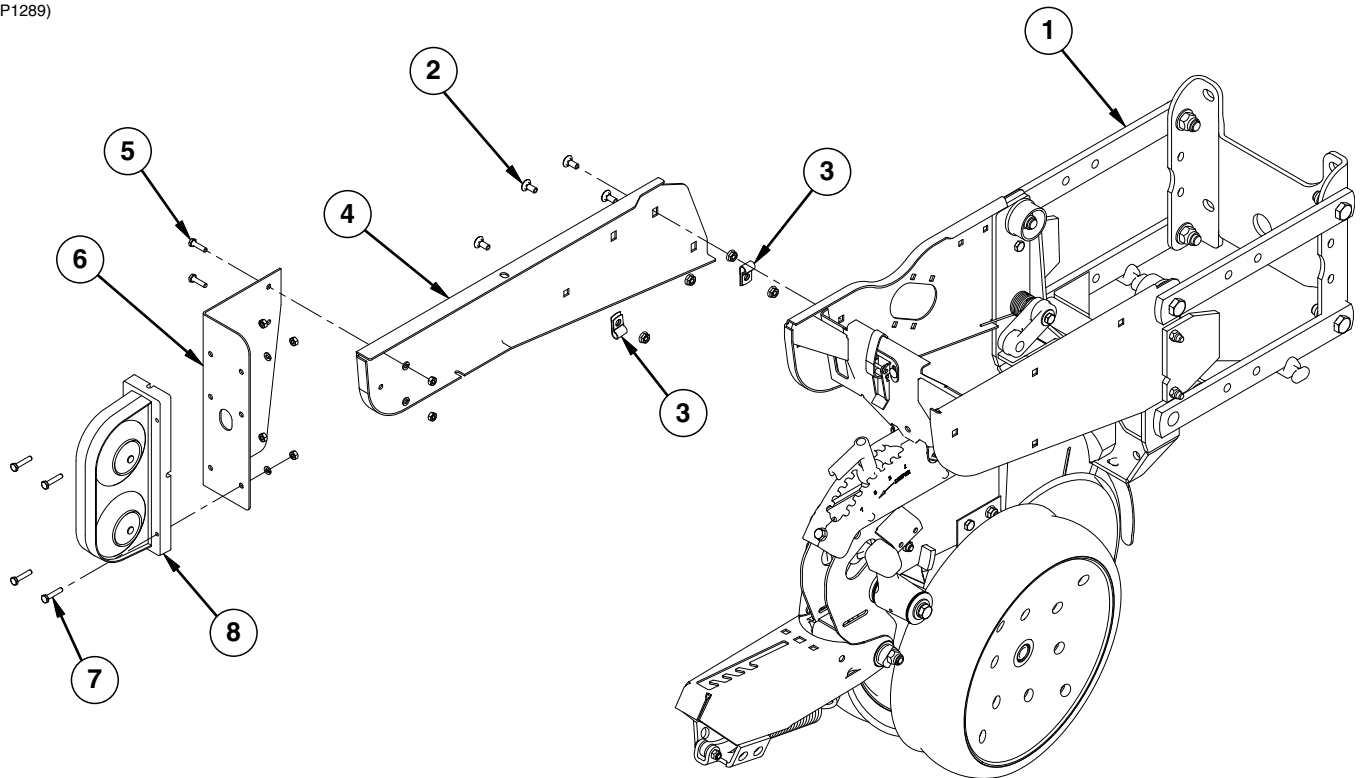
ITEM	PART NO.	QTY. (Per Row)	DESCRIPTION
1	GD9120	4	Nylon Half Wheel
	G10064	12	Hex Head Cap Screw, 1/4"-20 x 1"
2	GD1085	2	Rubber Tire, 1" x 12"
3	GA6171	2	Bearing
4	GA6597	1	Cast Iron Closing Wheel W/Bearing
	GA6171	1	Bearing
5	GB0254	1	Lever
	G10133	1	Hex Head Cap Screw, 5/16"-18 x 1 1/2"
	G10109	1	Lock Nut, 5/16"-18, Grade 8
6	GA15197	1	Arm
7	GB0268	1	Wheel Arm Mount
8	G10001	1	Hex Head Cap Screw, 3/8"-16 x 1"
	G11387	2	Flat Washer, 3/8" SAE
9	G11419	2	Carriage Bolt, 1/2"-13 x 2 1/4"
	G10315	-	Carriage Bolt, 1/2"-13 x 2 1/2" (Used W/Straight Drop In-Furrow Granular Chemical Bracket)
	G11387	-	Flat Washer, 3/8" SAE
10	GB0282	2	Stepped Bushing
11	GB0239	2	Eccentric Bushing
12	G10111	2	Lock Nut, 1/2"-13
13	GD8460	1	Spring
14	G1K345	-	Closing Wheel Shield Kit W/Hardware and Instruction
	GD14065	1	Closing Wheel Shield
	G10599	1	Carriage Bolt, 3/8"-16 x 1 1/4"
	G10308	2	Carriage Bolt, 3/8"-16 x 3/4"
	G10101	3	Hex Nut, 3/8"-16
15	G10013	2	Hex Head Cap Screw, 5/8"-11 x 3 1/2"
	G11391	2	Flat Washer, 5/8" SAE
	GD1109	2	Bushing, 4 1/4" I.D. x 7/8" O.D. x 1/4" Long
	G10230	2	Lock Washer, 5/8"
	G10107	2	Lock Nut, 5/8"-11
A	GA6434	-	Rubber Closing Wheel Complete W/Bearing (Items 1-3)

(IP1202)



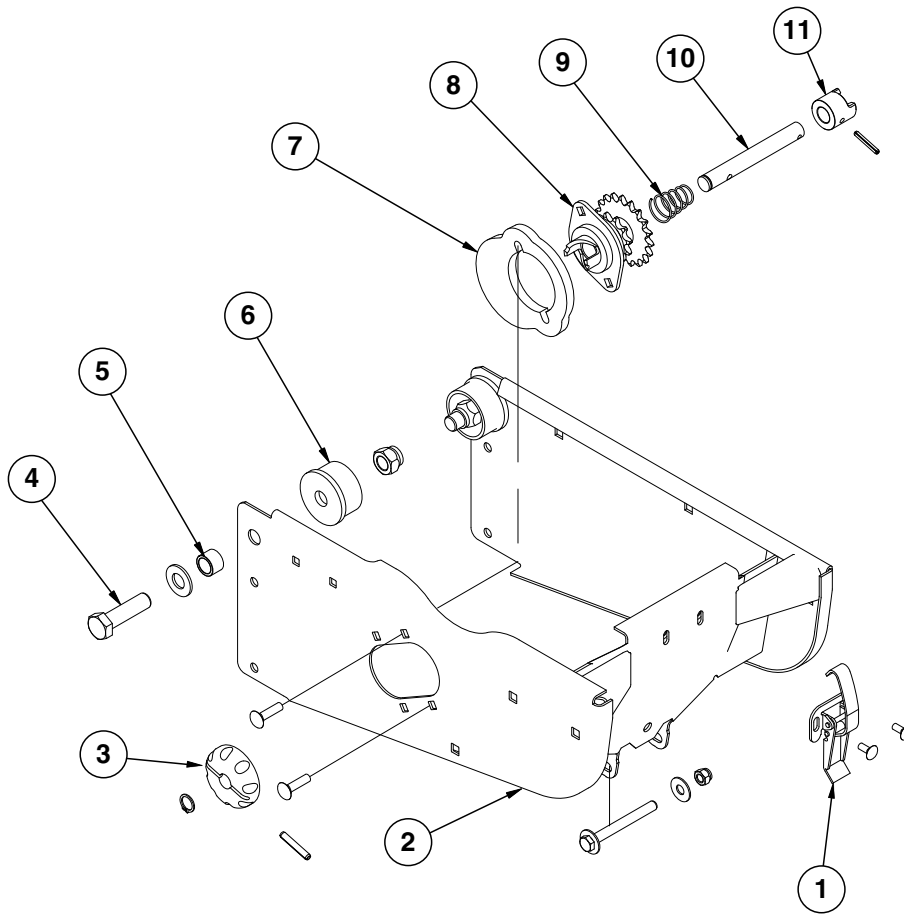
ITEM	PART NO.	QTY. (Per Row)	DESCRIPTION
1	GD11509	1	Rear Bracket
2	G10007	1	Hex Head Cap Screw, 5/8"-11 x 1 1/2"
	G10230	1	Lock Washer, 5/8"
	G10104	1	Hex Nut, 5/8"-11
3	GA15197	1	Arm
4	GD11313	2	Blade
5	GD11508	1	Front Bracket
6	G10599	6	Carriage Bolt, 3/8"-16 x 1 1/4"
	G10229	6	Lock Washer, 3/8"
	G11387	6	Flat Washer, 3/8" SAE
	G10101	6	Hex Nut, 3/8"-16
A	G7566X	-	Drag Closing Attachment Complete (Items 1-6)

(IP1289)



ITEM	PART NO.	QTY.	DESCRIPTION
1	---	-	<a href="#">See "Shank Assembly, Seed Tube, and Depth Adjustment" on page P1</a> <a href="#">See "Parallel Arms, Mounting Support Plate, and Quick Adjustable Down Forces, Springs Option" on page P7</a> <a href="#">See "Hopper Support and Meter Drive" on page P21</a>
2	G10312	4	Carriage Bolt, 5/16"-18 x 3/4"
	G10620	4	Serrated Flange Nut, 5/16"-18
3	GD6291	2	Insulated Clamp, 3/8"
4	GD15950	1	Light Mount Extension
5	G10064	2	Hex Head Cap Screw, 1/4"-20 x 1"
6	GD12724	1	Bracket
7	G10857	4	Hex Head Cap Screw, 1/4"-20 x 1 1/4"
	G10227	6	Lock Washer, 1/4"
	G10103	6	Hex Nut, 1/4"-20
8	---	-	<a href="#">See "Electrical Components" on page P195</a>

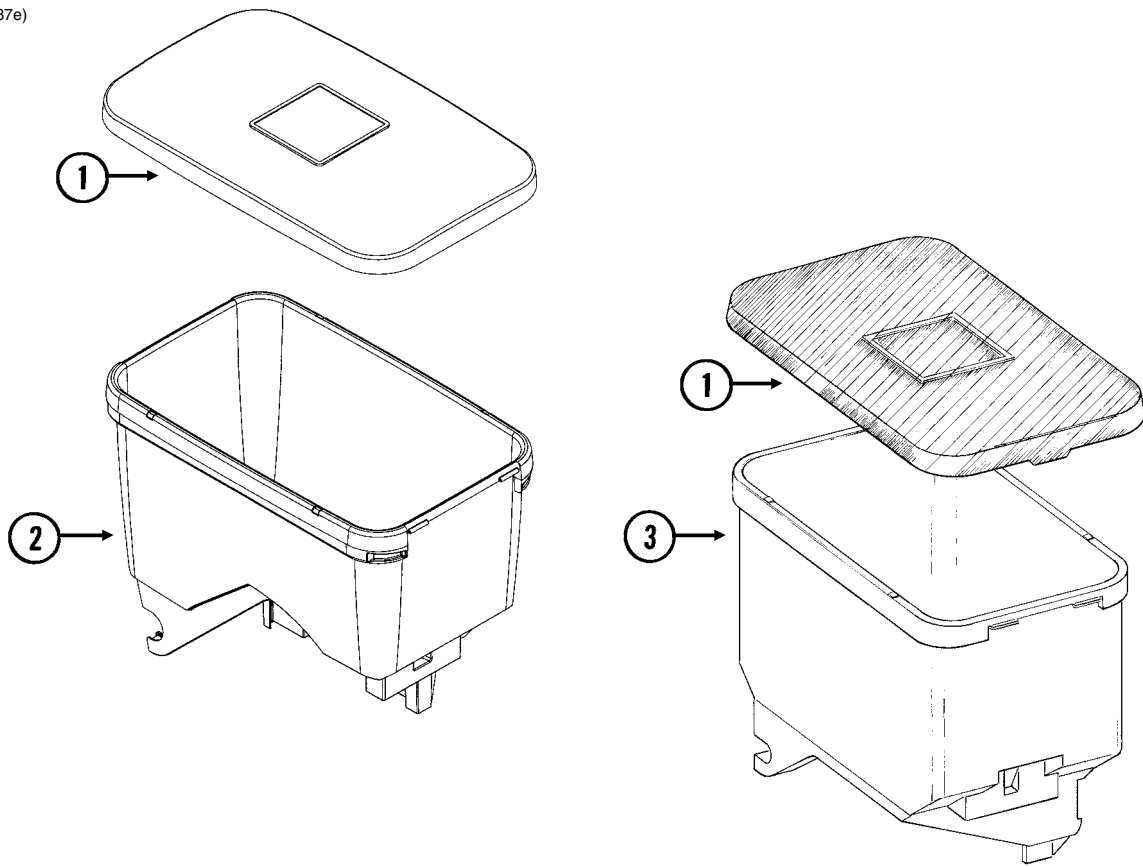
(IP1209)



ITEM	PART NO.	QTY. (Per Row)	DESCRIPTION
1	GA2007	1	Hopper Hold Down Latch
	G10621	2	Serrated Flange Nut, 1/4"-20
	G10309	2	Carriage Bolt, 1/4"-20 x 5/8", Grade 2
2	GA10155	1	Hopper Support
	G10061	1	Hex Head Cap Screw, 3/8"-16 x 3 1/2"
	G11387	2	Flat Washer, 3/8" SAE
	G10108	1	Lock Nut, 3/8"-16
3	GD11239	1	Knob
	G10602	1	Spring Pin, 1/4" x 1 1/2"
	G10567	1	External Retaining Ring, 5/8"
4	G10752	2	Hex Head Cap Screw, 5/8"-18 x 2 1/4"
	G11391	2	Flat Washer, 5/8" SAE
	G10412	2	Lock Nut, 5/8"-18
5	GB0218	2	Bushing, 2 1/32" I.D. x 7/8" O.D. x 1 9/32" Long
6	GB0314	2	Hopper Mount
7	GB0331	1	Clutch Adapter Plate
	G10620	2	Serrated Flange Nut, 5/16"-18
	G10338	2	Carriage Bolt, 5/16"-18 x 1 1/4"
8	GA10137	1	Double Sprocket And Bearing, Drive Clutch, 11/19 Tooth (Mechanical)
	GA12143	1	Double Sprocket And Bearing, Drive Clutch, 11/28 Tooth (EdgeVac)
9	GD11413	1	Spring
10	GD15747	1	Shaft
11	GB0278	1	Coupler
	G10546	1	Spring Pin, 3/16" x 1 1/4"
A	GA12144	-	Meter Drive Assembly, 11/28 Tooth (Items 3 And 8-11) (EdgeVac Shown)
B	GA10151	-	Meter Drive Assembly Complete, 11/19 Tooth (Items 3 And 8-11)

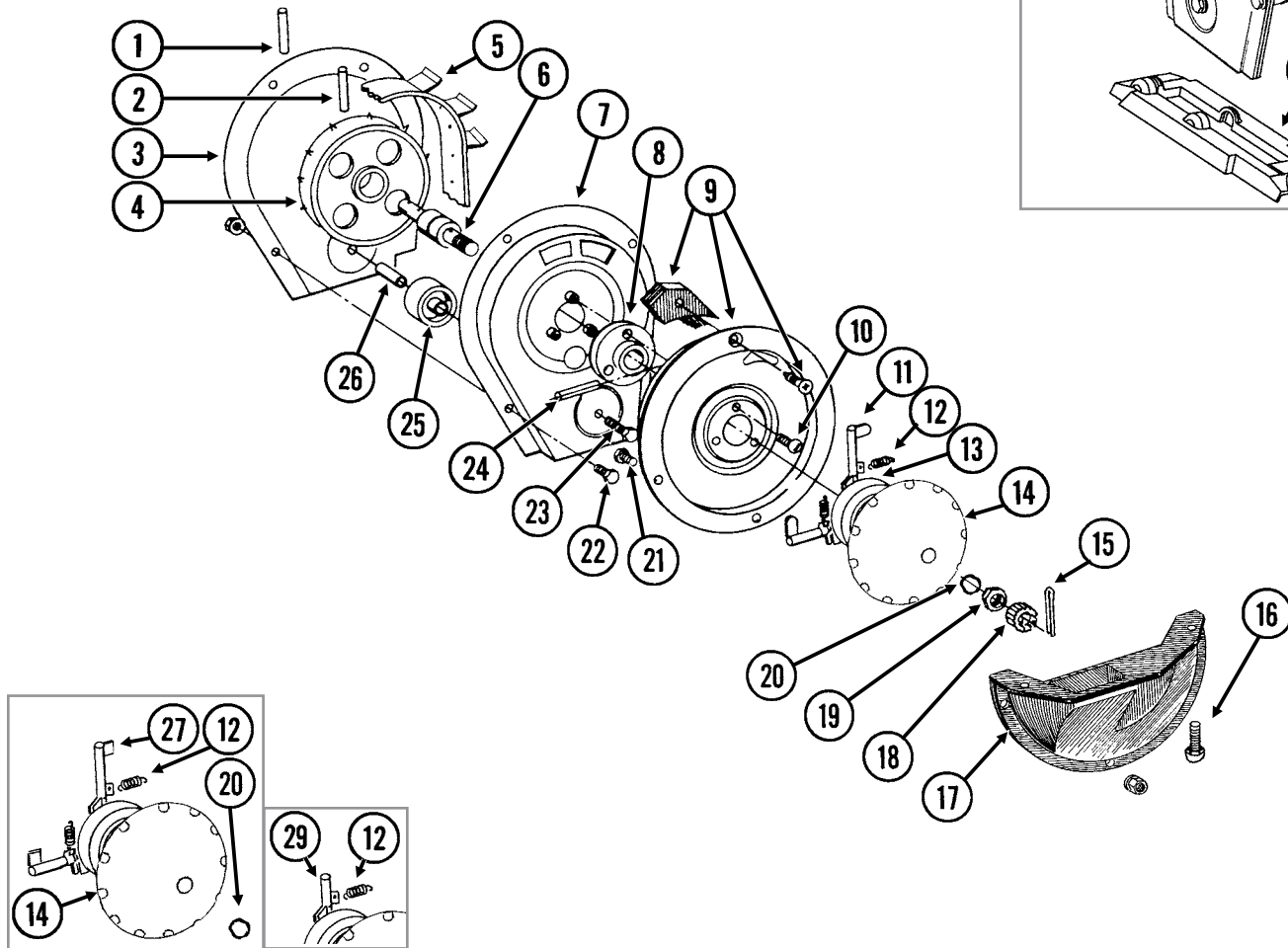
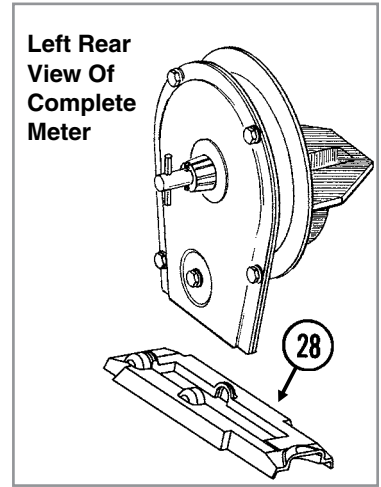
**This page left blank intentionally.**

(METR12/RU87e)



ITEM	PART NO.	QTY.	DESCRIPTION
1	GD11279	1	Lid
2	GA10634	1	Seed Hopper (EdgeVac)
	GD12561	-	Threaded Insert, 5/16"-18
3	GA9714	1	Seed Hopper, Reinforced (Mechanical)
	GD12561	-	Threaded Insert, 5/16"-18

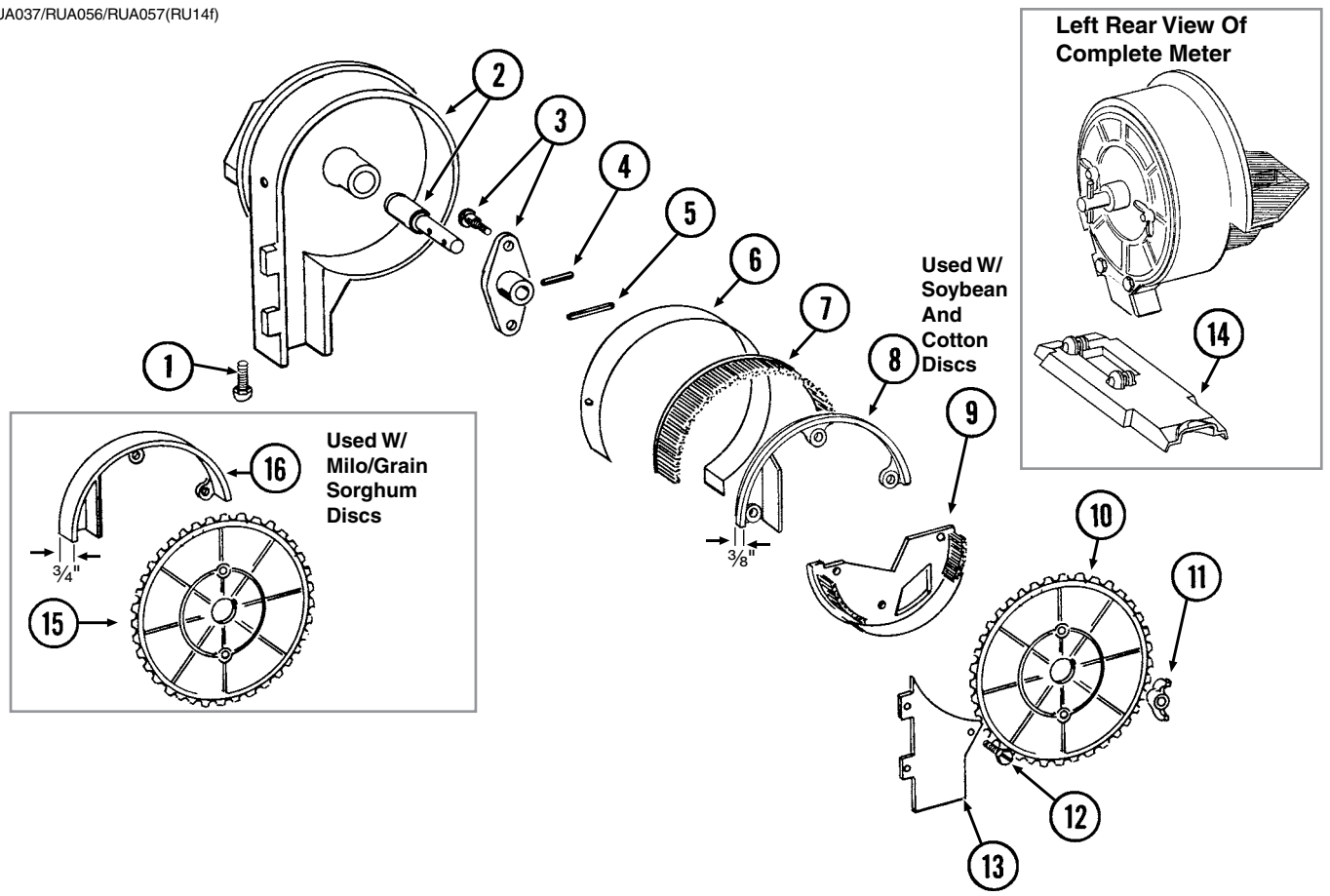
RUA015/RUA056/RUA057(RU13k/RU13d)





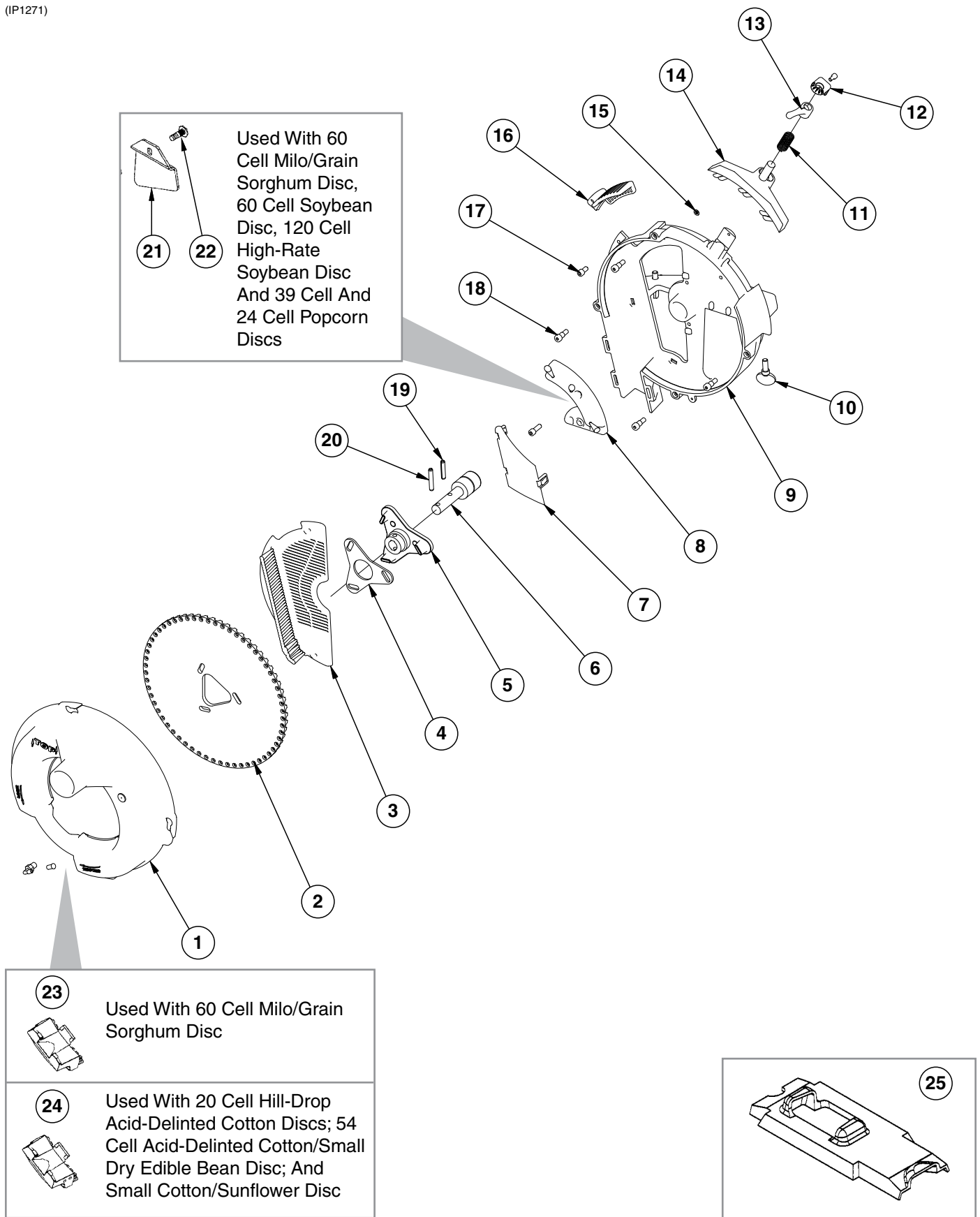
ITEM	PART NO.	QTY. (Per Row)	DESCRIPTION
1	G10602	1	Spring Pin, 1/4" x 1 1/2"
2	G10604	1	Spring Pin, 3/16" x 1 1/2"
3	GD26419	1	Housing Cover
4	GD1041	1	Belt Drive Sprocket
5	GD11286	1	Seed Belt
6	GA2019	1	Bearing
7	GA18201	1	Conveyor Housing
8	GB0110	1	Bearing Housing
9	GR1569	-	Carrier Plate W/Brush and Screw (Corn)
	GR0664	-	Carrier Plate W/Brush and Screw (Sunflower)
	GA2020	-	Brush
	G10690	-	Rolling Thread Screw, No. 10 x 3/4"
10	G10401	3	Slotted Hex Washer Head Screw, No. 10-32 x 5/8"
11	GD18704	12	Finger, Corn
12	GD19790	12	Spring
13	GB0410	1	Cam
14	GD11528	1	Finger Holder
15	G10470	1	Cotter Pin, 5/32" x 1"
16	G11009	2	Locking Thumbscrew, 5/16"-18 x 3/4"
17	GD11311	1	Seed Baffle
18	GD1083	1	Cover Nut
19	G10500	1	Jam Nut, 5/8"-18 UNF
20	GA8343	1	Wave Washer, 5/8" (Triple Wave)
21	G10020	3	Hex Head Cap Screw, 1/4"-20 x 5/8"
	G10323	3	Hex Flange Nut, 1/4"-20, No Serrations
22	G10022	4	Hex Head Cap Screw, 1/4"-20 x 1/2"
	G10621	4	Serrated Flange Nut, 1/4"-20
23	G10021	1	Hex Head Cap Screw, 1/4"-20 x 1 1/2"
	G10621	1	Serrated Flange Nut, 1/4"-20
24	G10603	1	Spring Pin, 1/4" x 1 1/4"
25	GD1042	1	Idler
26	GB0120	1	Bushing, 1 7/64" I.D. x 1 1/32" Long
27	GD19333	12	Finger, Oil Sunflower
28	GD15698	1	Shank Cover, Finger Pickup Seed Meter
29	GD11787	-	Half Rate Blank Finger
A	GR1848	-	Finger Assembly, Corn (Items 11-14 and 20)
B	GR1897	-	Finger Assembly, Oil Sunflower (Items 12, 14, 20, 27, and 30)
C	700-01078	-	Corn Meter (Items 1-26 and 28)

RUA037/RUA056/RUA057(RU14f)



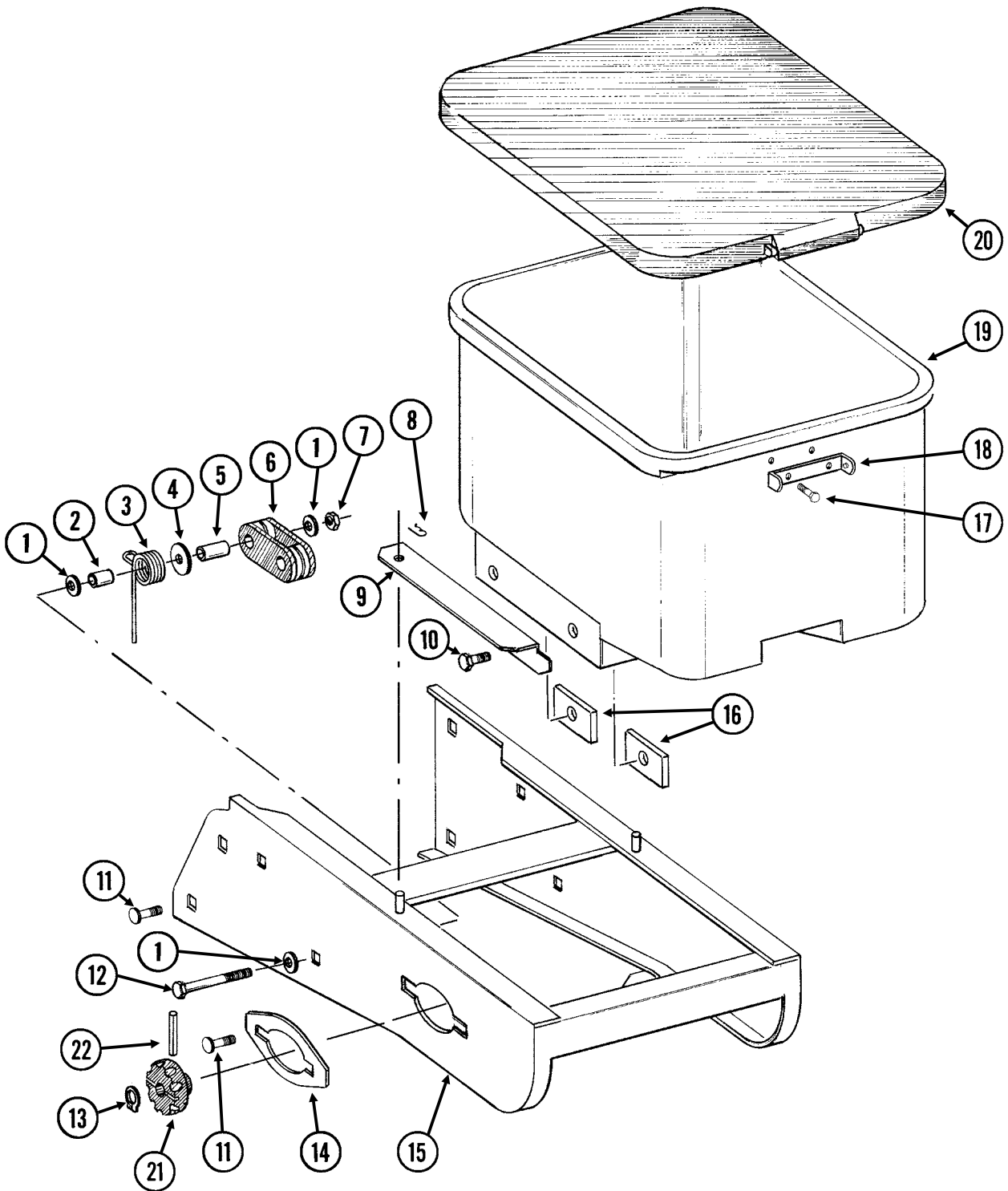
ITEM	PART NO.	QTY. (Per Row)	DESCRIPTION
1	G11009	2	Locking Thumbscrew, 5/16"-18 x 3/4"
2	GA18208	1	Housing W/Bearing
	GA5698	-	Bearing
3	GA6038	1	Hub W/Shoulder Bolts
	GD1755	-	Shoulder Bolt, 1/4"-20 (2 Used)
4	G10603	1	Spring Pin, 1/4" x 1 1/4"
5	G10602	1	Spring Pin, 1/4" x 1 1/2"
6	GD8778	1	Wear Strip
7	GA5699	1	Upper Brush
8	GD11122	1	Upper Brush Retainer (Used W/Soybean and Cotton Discs)
9	GA5834	1	Lower Brush
10	GA5794	-	Seed Disc, Soybean, 60 Cell, Black Color-Coded
	GA6184	-	Seed Disc, Specialty Soybean, 48 Cell, Dark Blue Color-Coded
	GA5796	-	Seed Disc, Cotton, Acid-Delinted, 30 Cell, White Color-Coded
	GA6168	-	Seed Disc, Large Cotton, Acid-Delinted, 36 Cell, Tan Color-Coded
	GA6478	-	Seed Disc, High-Rate Cotton, Acid-Delinted, 48 Cell, Light Green Color-Coded
	GA6182	-	Seed Disc, Hill-Drop Cotton, Acid-Delinted, 12 Cell, Brown Color-Coded
	GA7255	-	Seed Disc, Small Hill-Drop Cotton, Acid-Delinted, 12 Cell, Dark Green Color-Coded
11	G10531	2	Wing Nut W/Nylon Insert, 1/4"-20
12	G11151	9	Hex Washer Head Screw, No. 10-16 x 1/2"
	G10634	-	Slotted Tap Screw, No. 10-24 x 5/8" (Use As Required)
13	GD7878	1	Cover
14	GD15699	1	Shank Cover, Brush-Type Seed Meter
15	GA5982	-	Seed Disc, Small Milo/Grain Sorghum, 30 Cell, Red Color-Coded
	GA6187	-	Seed Disc, Large Milo/Grain Sorghum, 30 Cell, Light Blue Color-Coded
	GA5795	-	Seed Disc, High-Rate Small Milo/Grain Sorghum, 60 Cell, Red Color-Coded
	GA6633	-	Seed Disc, High-Rate Large Milo/Grain Sorghum, 60 Cell, Yellow Color-Coded
16	GD8237	-	Upper Brush Retainer (Used W/Milo/Grain Sorghum Discs)
A	700-01079	-	Brush Meter (Items 1-9 and 11-14)

(IP1271)



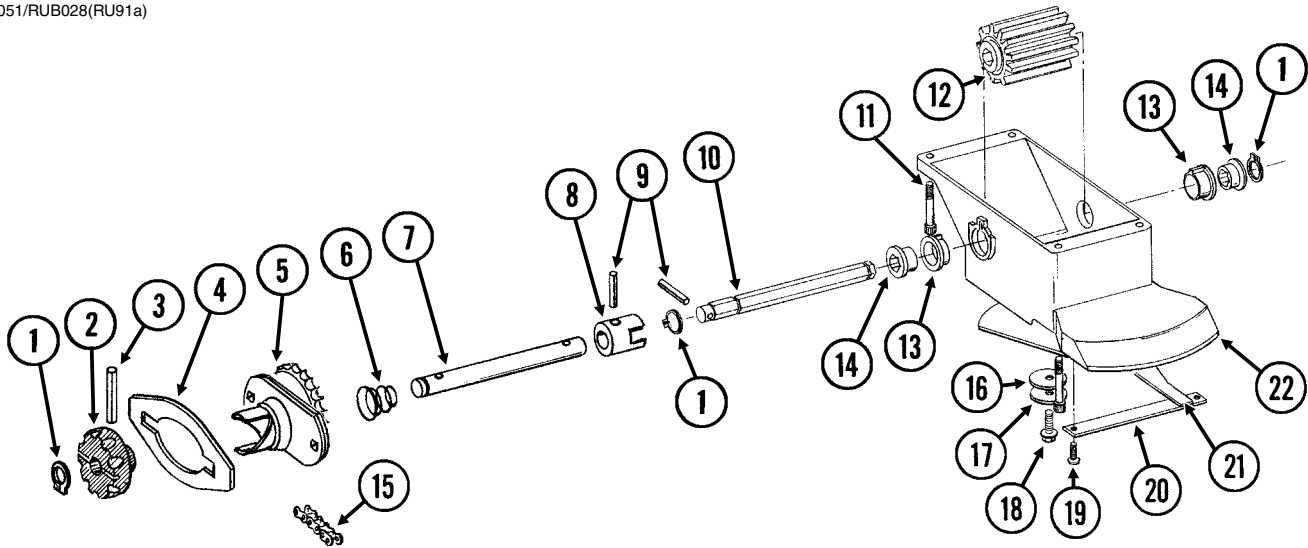
ITEM	PART NO.	QTY.	DESCRIPTION
1	GA11911	1	Vacuum Cover W/Elbow And Cap
	GD17099	1	3/16" Hose Barb Elbow
	GD17152	1	Cap
2	GD17049	-	Seed Disc, Corn/Popcorn, 39 Cell, Light Blue Color-Coded
	GD17048	-	Seed Disc, Low-Rate Corn/Popcorn, 24 Cell, Light Green Color-Coded
	GD14467	-	Seed Disc, Soybean, 60 Cell, Black Color-Coded
	GD14468	-	Seed Disc, High-Rate Soybean, 120 Cell, Dark Blue Color-Coded
	GD17050	-	Seed Disc, Milo/Grain Sorghum, 60 Cell, Yellow Color-Coded
	GD17187	-	Seed Disc, Hill-Drop Cotton, Acid-Delinted, 3 Seeds Per Cell, 20 Cell, Brown Color-Coded
	GD18095	-	Seed Disc, Small Hill-Drop Cotton, Acid-Delinted, 20 Cell (3 Seeds Per Cell), Grey Color-Coded
	GD17186	-	Seed Disc, Cotton, Acid-Delinted/Small Dry Edible Bean, 54 Cell, Dark Green Color-Coded
	GD18098	-	Seed Disc, Small Cotton/Sunflower, 54 Cell, White Color-Coded
	GD14477	-	Seed Disc, Large Dry Edible Bean, 54 Cell, Tan Color-Coded
GD24805	-	Seed Disc, Sugar Beets, 80 Cell, Blue Color-Coded	
3	GD17028	1	Wall Brush/Vent
4	GD17021	1	Foam Spacer
5	GB0328	1	Mount
6	GA5698	1	Bearing
7	GD14541	1	Discharge Cover
8	GA11935	1	Crowder Brush
	G11213	1	Hex Socket Head Cap Screw, 1/4"-20 x 3/4"
9	GB0319	1	Housing
10	G11009	2	Locking Thumbscrew, 5/16"-18 x 3/4"
11	GD14592	1	Spring
12	GB0358	1	Cap
	G11173	1	Hex Socket Head Cap Screw, No. 10-24 x 3/8", Stainless Steel
13	GD15663	1	Brush Adjustment Lever
14	GA12848	1	Singulator Brush
15	GD17162	3	Push Nut, 1/8" I.D.
16	GD17047	1	Air Inlet Screen
17	G10260	1	Hex Socket Head Cap Screw, 1/4"-20 x 1/2"
18	G11172	4	Hex Socket Head Shoulder Screw, 1/4"-20 x 3/8", Stainless Steel
19	G10603	1	Spring Pin, 1/4" x 1 1/4"
20	G10602	1	Spring Pin, 1/4" x 1 1/2"
21	GD17104	1	<b>Seed Baffle (Used With 60 Cell Milo/Grain Sorghum Disc, 60 Cell Soybean Disc, 120 Cell High-Rate Soybean Disc And 39 Cell And 24 Cell Popcorn Discs and 80 Cell Sugar Beet Disc)</b>
22	G11210	1	Rib Neck Bolt, 1/4"-20 x 3/4"
	G10323	1	Hex Flange Nut, 1/4"-20, No Serrations
23	GA12133	1	Cleanout Brush (Used With 60 Cell Milo/Grain Sorghum Disc)
24	GA12154	-	<b>Cleanout Brush W/Ball-Type Ejector (Used With 20 Cell Hill-Drop Acid-Delinted Cotton Discs And 54 Cell Acid-Delinted Cotton/Small Dry Edible Bean And Small Cotton/Sunflower Discs)</b>
25	GD15700	1	Shank Cover, EdgeVac Meter
A	G8158X	-	EdgeVac Meter Assembly (Items; 1, 3-20, 22, and 25)

(METR14d)



ITEM	PART NO.	QTY. (Per Row)	DESCRIPTION
1	G11387	3	Flat Washer, 3/8" SAE
2	GD2971-10	1	Sleeve, 9/16" Long
3	GD11219	1	Spring
4	G10201	1	Special Washer, 3/8" x 1 1/2" O.D.
5	GD1026	1	Sleeve, 1 3/16" Long
6	GD11962	1	Idler
7	G10108	1	Lock Nut, 3/8"-16
8	G10670	2	Hair Pin Clip, No. 3
9	GD1059L	1	Support, L.H. (Shown)
	GD1059R	1	Support, R.H.
10	G10002	4	Hex Head Cap Screw, 3/8"-16 x 3/4"
	G10229	4	Lock Washer, 3/8"
11	G10312	8	Carriage Bolt, 5/16"-18 x 3/4"
	G10620	8	Serrated Flange Nut, 5/16"-18
12	G10325	1	Hex Head Cap Screw, 3/8"-16 x 2 3/4"
13	G10567	3	External Retaining Ring, 5/8"
14	GD11305	1	Plate
15	A10759	1	Hopper Panel Extension (Non-Stock Item) (Sub Wholegoods Order Code 700-01099)
16	GD11424	4	Block
17	G10023	2	Hex Head Cap Screw, 1/4"-20 x 3/4"
	G10621	2	Serrated Flange Nut, 1/4"-20
18	GD1060	1	Hinge
19	GA8371	1	Hopper
20	GA4444	1	Lid
21	GD11239	1	Knob
22	G10602	1	Spring Pin, 1/4" x 1 1/2"

RUA051/RUB028(RU91a)

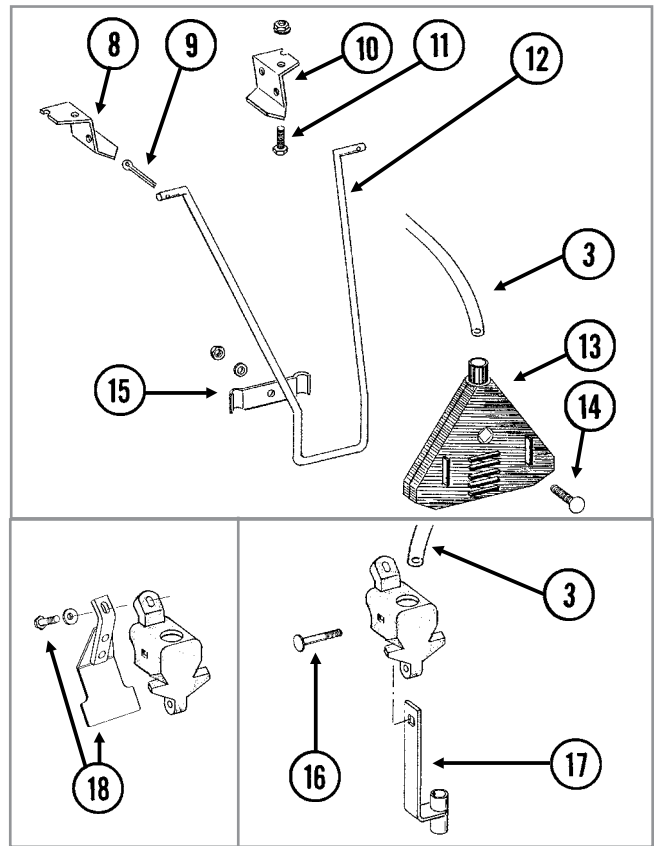
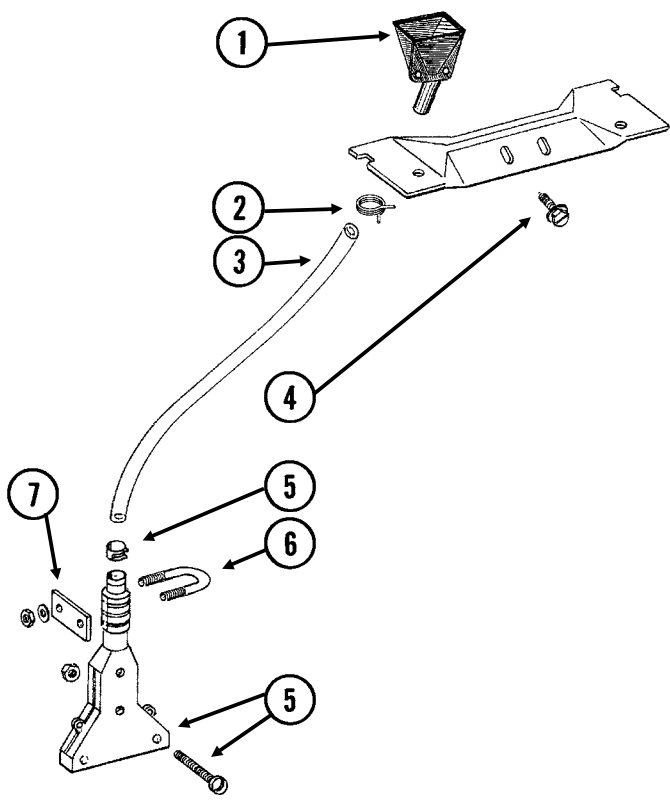


ITEM	PART NO.	QTY. (Per Row)	DESCRIPTION
1	G10567	3	External Retaining Ring, 5/8"
2	GD11239	1	Knob
3	G10602	1	Spring Pin, 1/4" x 1 1/2"
4	---	-	<a href="#">See "Granular Chemical Hopper and Hopper Panel Extension" on page P31</a>
5	GA8364	1	Sprocket And Bearing, Drive Clutch, 24 Tooth
6	GD11413	1	Spring
7	GD11240	1	Shaft
8	GB0278	1	Coupler
9	G10546	2	Spring Pin, 3/16" x 1 1/4"
10	GD11297	1	Shaft
11	G10921	4	Hex Socket Head Cap Screw, No. 10-24 x 7/8"
12	GD7148	1	Feed Roller, Hex Bore
13	GB0115	2	Bearing
14	GD7258	2	Hex Bushing
15	G3303-108	1	Chain, No. 41, 108 Pitch Including Connector Link (EdgeVac)
	G3303-114	1	Chain, No. 41, 114 Pitch Including Connector Link (Mechanical)
	GR0196	1	Connector Link, No. 41
16	G10660	1	Wave Washer, 1/2"
17	G11385	1	Flat Washer, 1/4" SAE
18	G10570	1	Slotted Hex Self-Tapping Screw, 1/4"-20 x 3/4"
19	G11073	2	Slotted Hex Self-Tapping Screw, No. 10 x 3/8"
20	GD1061	1	Support Strap
21	GD1063	1	Metering Gate
22	GB0116	1	Granular Housing
A	GA8326	-	Granular Chemical Meter Complete (Items 1, 9, 10, 12-14, and 16-22)
B	GA8366	-	Granular Chemical Meter Clutch (Items 1-3 and 5-9)



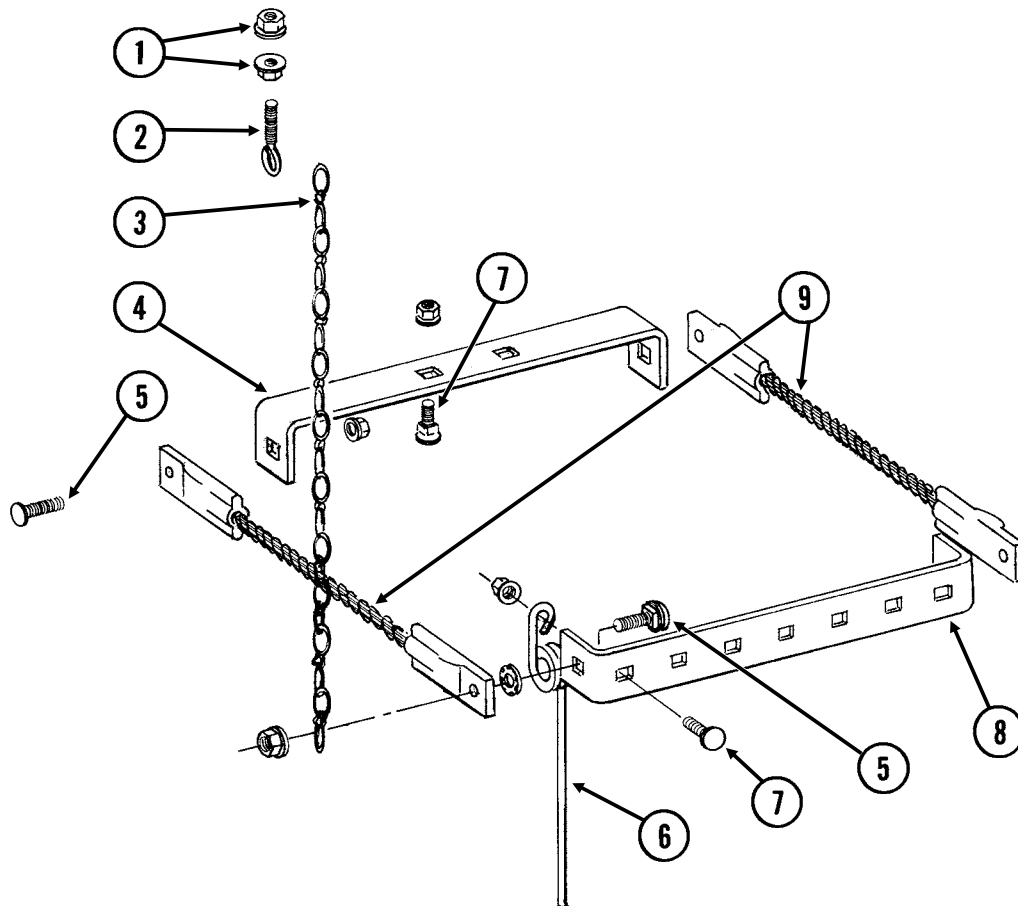
**This page left blank intentionally.**

RUA061/RUA073(RU101mm/RU83m)



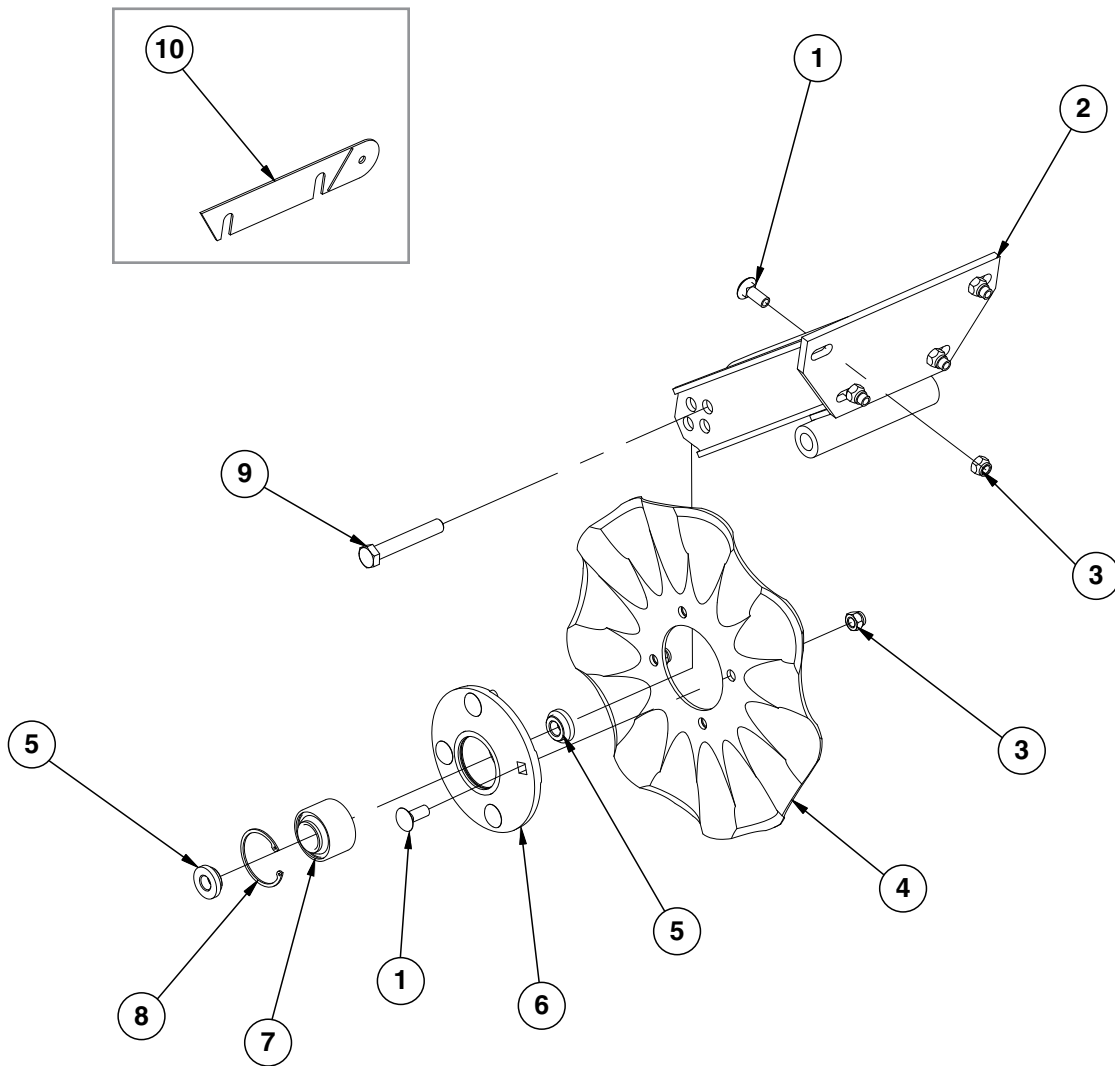
ITEM	PART NO.	QTY.	DESCRIPTION
1	GD2423	1	Funnel
2	G11209	1	Wire Hose Clamp, ¾"
3	GD2947	1	Hose, 7/16" x 28"
4	G10523	2	Slotted Pan Head Self-Tapping Screw, No. 10 x ½"
5	GA6907	1	Slope-Compensating Bander W/Hardware (4½" Band Width)
	G10864	1	Uni-Clamp
	G10757	2	Pan Head Screw, No. 10-32 x 1¼"
	G10758	2	Hex Nut, No. 10-32
6	GD10963	1	U-Bolt, 1½" x 1⅝" x ¼"-20
	G11385	2	Flat Washer, ¼" SAE
	G10110	2	Lock Nut, ¼"-20, Grade B
7	GD10984	1	Spacer
8	GD1115L	-	Hanger Bracket, L.H.
9	G10452	-	Cotter Pin, ⅛" x ½"
10	GD1115R	-	Hanger Bracket, R.H.
11	G10310	-	Carriage Bolt, ¼"-20 x ¾", Grade 2
	G10227	-	Lock Washer, ¼"
	G10103	-	Hex Nut, ¼"-20
12	GD1116	-	Hanger
13	GA2075	-	Diffuser, 14" Band
14	G10306	-	Carriage Bolt, ⅜"-16 x 2"
	G10229	-	Lock Washer, ⅜"
	G10101	-	Hex Nut, ⅜"-16
15	GD1118	-	Clamp
16	G10315	1	Carriage Bolt, ½"-13 x 2½" (Replaces Existing ½" x 2¼" Hardware)
17	GA6741	1	Bracket (Straight Drop In-Furrow)
18	G1K385	-	Bander Shield Kit W/Hardware And Instruction
	G10003	1	Hex Head Cap Screw, ⅜"-16 x 1½"
	G11387	1	Flat Washer, ⅜" SAE

RUA055(RU95)



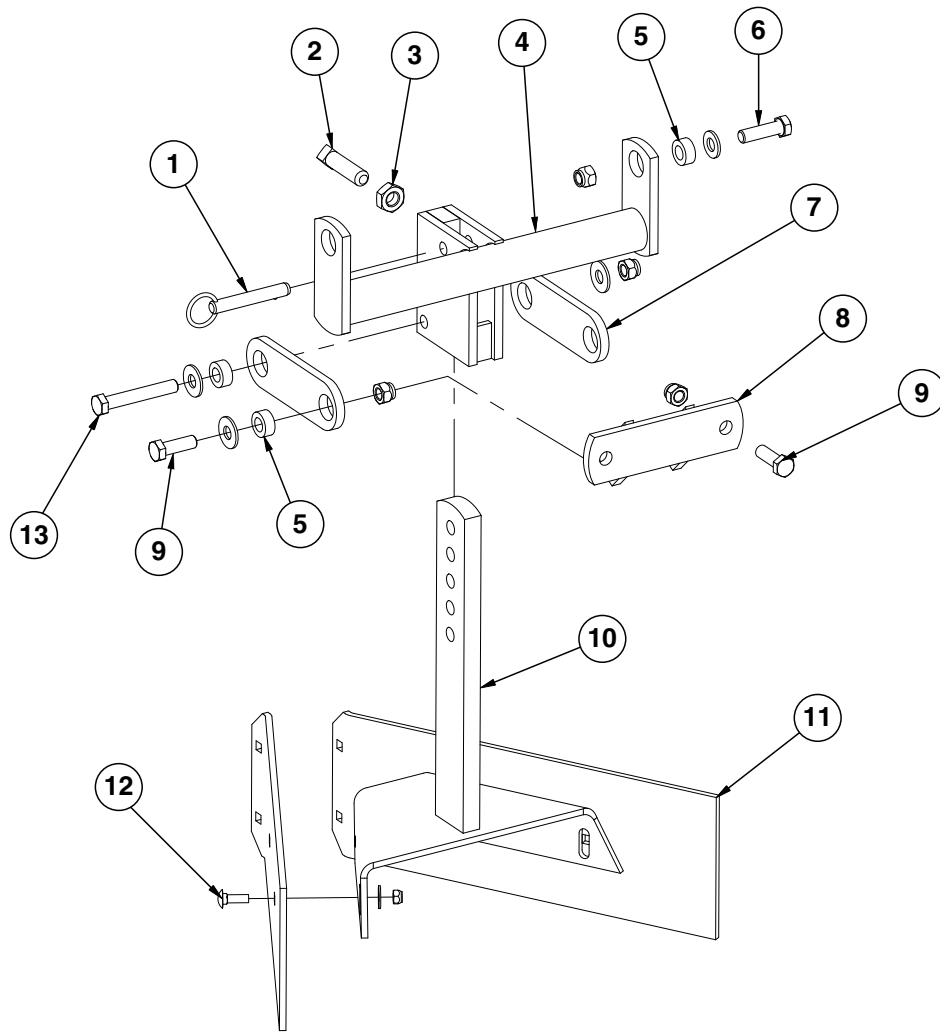
ITEM	PART NO.	QTY. (Per Row)	DESCRIPTION
1	G10621	4	Serrated Flange Nut, 1/4"-20
2	GD2460	2	Eyebolt, 1/4"-20
3	G3305-01	2	Twin Loop Chain, 9 Links
4	GD1143	1	Front Bracket
5	G10305	4	Carriage Bolt, 3/8"-16 x 1"
	G10529	4	External Tooth Lock Washer, 3/8"
	G10622	4	Serrated Flange Nut, 3/8"-16
6	GD1145	7	Spring Tooth
7	G10305	9	Carriage Bolt, 3/8"-16 x 1"
	G10622	9	Serrated Flange Nut, 3/8"-16
8	GD1144	1	Rear Bracket
9	GA2094	2	Cable Assembly

(IP1279)



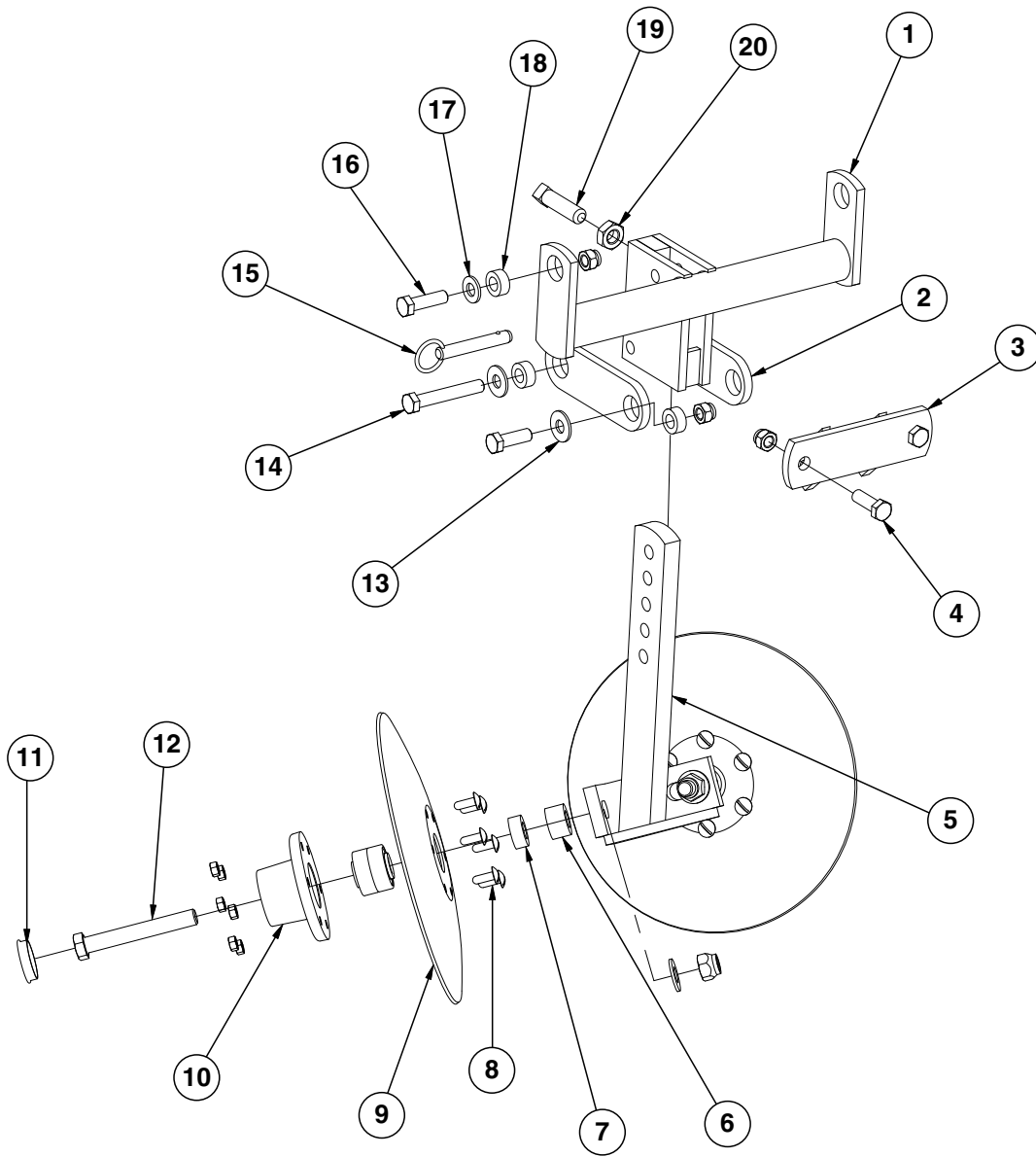
ITEM	PART NO.	QTY. (Per Row)	DESCRIPTION
1	G10574	8	Carriage Bolt, 1/2"-13 x 1 1/4"
2	GA11520	1	Arm
3	G10111	8	Lock Nut, 1/2"-13
4	GD7803	1	Disc Blade, Fluted, 1", 8 Flutes (Shown)
	GD7804	-	Disc Blade, Bubbled, 1"
	GD9254	-	Disc Blade, Fluted, 3/4", 13 Flutes
5	GD11677	2	Adapter
6	GA8641	1	Hub W/Bearing And Retaining Ring (Includes items 7 and 8)
7	GA8603	1	Bearing, Double Row
8	GD19292	1	Retaining Ring (Square), 27/16"
9	G10036	1	Hex Head Cap Screw, 5/8"-11 x 4"
	G10107	1	Lock Nut, 5/8"-11
10	GD14398	1	Spacer

(IP1283)



ITEM	PART NO.	QTY. (Per Row)	DESCRIPTION
1	G10536	1	Detent Pin, 1/2" x 2 1/2" Grip
2	G10597	1	Square Head Set Screw, 5/8"-11 x 2 1/4"
3	G10503	1	Hex Jam Nut, 5/8"-11, Grade 2
4	GA5719	1	Mounting Bracket
5	GD7889	6	Bushing, 1" O.D. x 9/16" I.D. x 7/16" Long
6	G10039	2	Hex Head Cap Screw, 1/2"-13 x 1 3/4"
	G11389	2	Flat Washer, 1/2" SAE
	G10111	2	Lock Nut, 1/2"-13
7	GD7890	2	Link
8	GA5715	1	Anchor
9	G10017	4	Hex Head Cap Screw, 1/2"-13 x 1 1/2"
	G11389	2	Flat Washer, 1/2" SAE
	G10111	4	Lock Nut, 1/2"-13
10	GA5892	1	Leveler
11	GD8266	2	Blade
12	G10303	6	Carriage Bolt, 5/16"-18 x 1"
	G11386	4	Flat Washer, 5/16" SAE
	G10109	6	Lock Nut, 5/16"-18, Grade 8
13	G10585	1	Hex Head Cap Screw, 1/2"-13 x 3 1/4"
	G11389	2	Flat Washer, 1/2" SAE
	G10111	1	Lock Nut, 1/2"-13

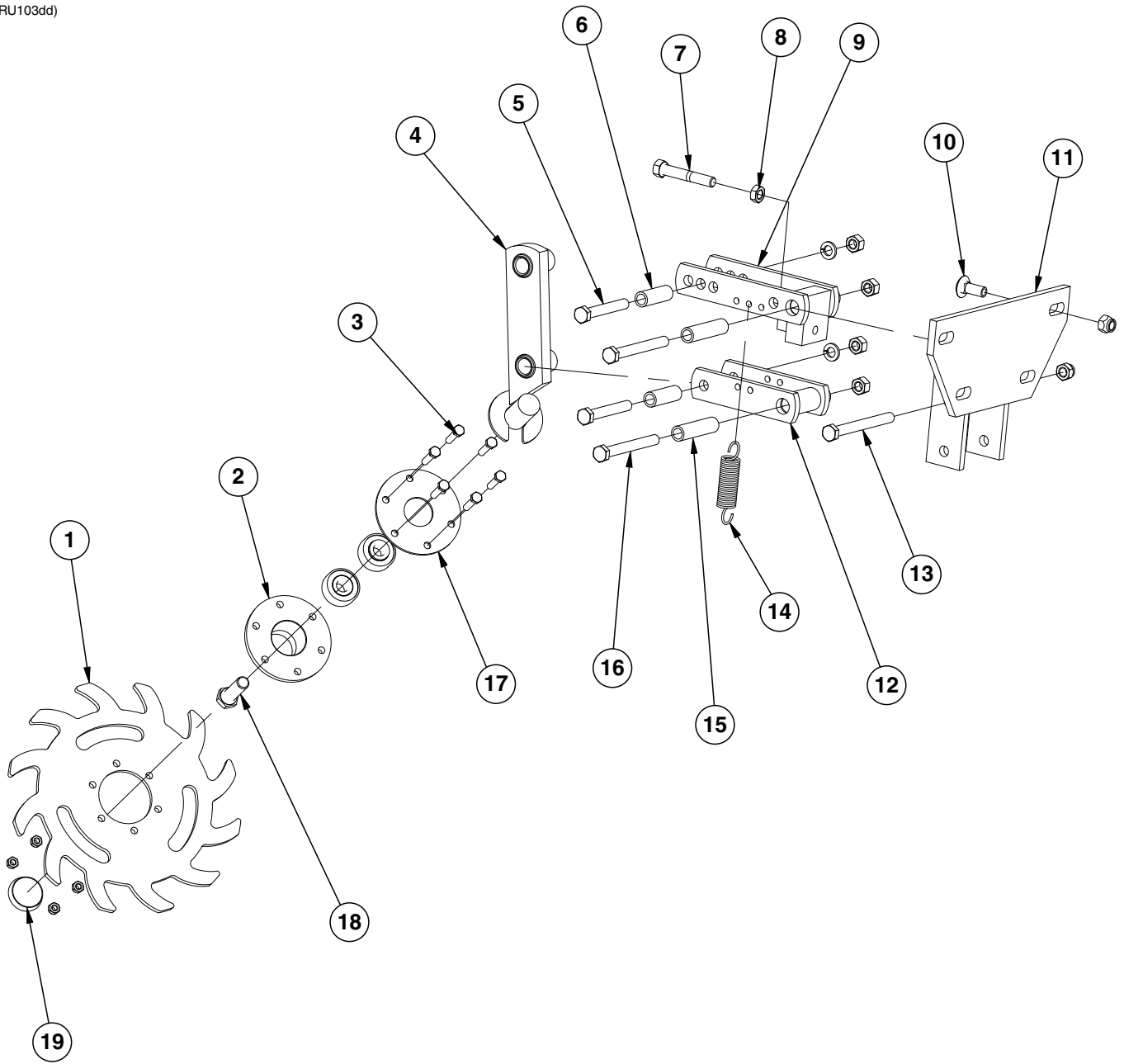
(IP1284)





ITEM	PART NO.	QTY. (Per Row)	DESCRIPTION
1	GA5719	1	Mounting Bracket
2	GD7890	2	Link
3	GA5715	1	Anchor
4	G10017	2	Hex Head Cap Screw, 1/2"-13 x 1 1/2"
	G10111	2	Lock Nut, 1/2"-13
5	GA5718	1	Support Arm
6	GD7817-01	2	Spacer, 1 1/16" I.D. x 3/4" Long
7	GD7817-04	2	Spacer, 1 1/16" I.D. x 1/2" Long
8	G10572	12	Truss Head Slotted Machine Screw, 5/16"-18 x 7/8"
	G10106	12	Hex Nut, 5/16"-18
9	GD7823	-	Disc Blade, Solid, 12" (Shown)
	GD8307	-	Disc Blade, Notched, 12"
10	GA5654	2	Hub W/Bearings
	GA2014	-	Bearing
11	GD1132	2	Dust Cap
12	G10318	2	Hex Head Cap Screw, 5/8"-11 x 4 1/2"
	G10107	2	Lock Nut, 5/8"-11
	G11391	2	Flat Washer, 5/8" SAE
13	G11389	2	Flat Washer, 1/2" SAE
	G10017	2	Hex Head Cap Screw, 1/2"-13 x 1 1/2"
	G10111	2	Lock Nut, 1/2"-13
14	G10585	1	Hex Head Cap Screw, 1/2"-13 x 3 1/4"
	G11389	2	Flat Washer, 1/2" SAE
	G10111	1	Lock Nut, 1/2"-13
15	G10536	1	Detent Pin, 1/2" x 2 1/2" Grip
16	G10039	2	Hex Head Cap Screw, 1/2"-13 x 1 3/4"
	G10111	2	Lock Nut, 1/2"-13
17	G11389	2	Flat Washer, 1/2" SAE
18	GD7889	6	Bushing, 1" O.D. x 9/16" I.D. x 7/16" Long
19	G10597	1	Square Head Set Screw, 5/8"-11 x 2 1/4"
20	G10503	1	Hex Jam Nut, 5/8"-11, Grade 2

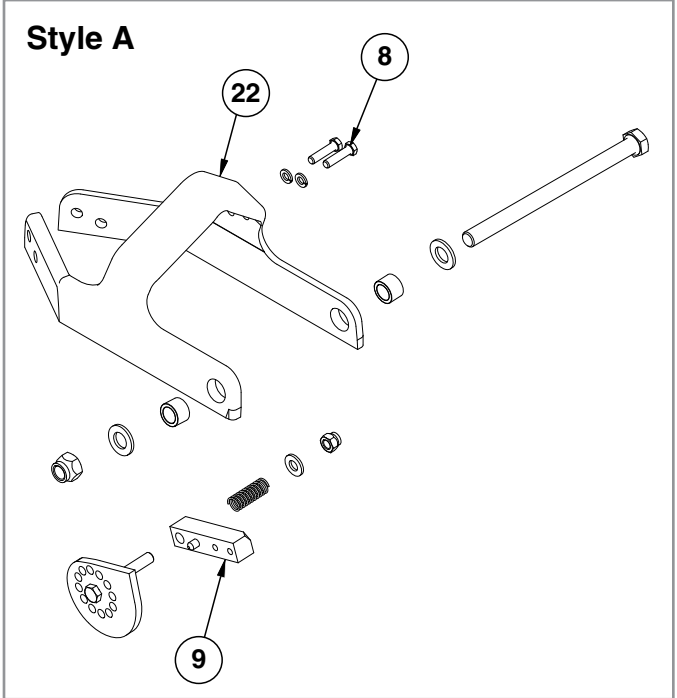
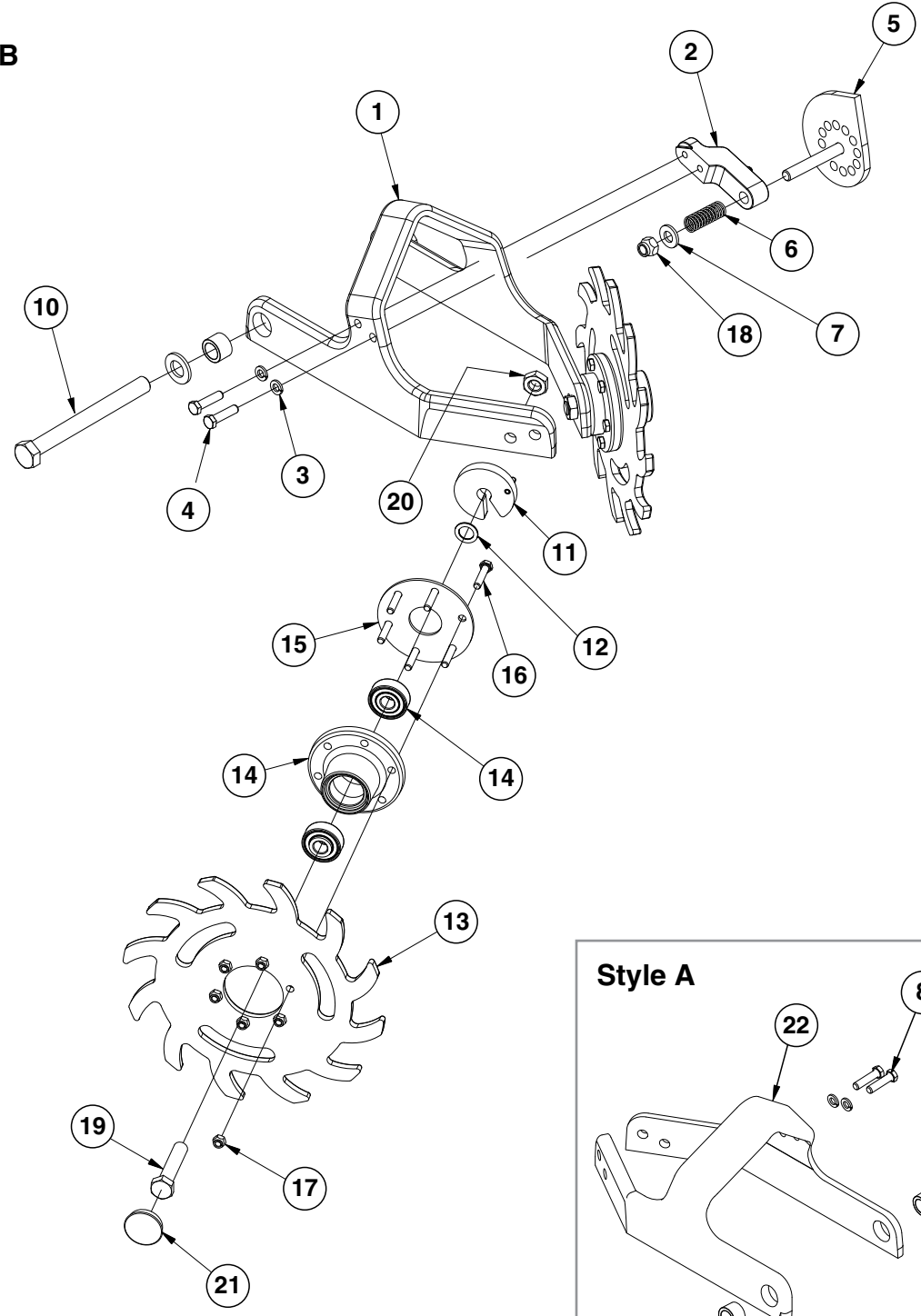
(RU103dd)



ITEM	PART NO.	QTY. (Per Row)	DESCRIPTION
1	GB0387	1	Wheel, 12 Tine, 3/8" x 12"
2	GA5654	1	Hub W/Bearings
	GA2014	-	Bearing
3	G10133	6	Hex Head Cap Screw, 5/16"-18 x 1 1/2"
	G10109	6	Lock Nut, 5/16"-18, Grade 8
4	GA6838	1	Wheel Mount
5	G10033	2	Hex Head Cap Screw, 1/2"-13 x 3 1/2"
	G10228	2	Lock Washer, 1/2"
	G10102	2	Hex Nut, 1/2"-13
6	GD9720	2	Spacer, 1/2" x 2 3/16" Long
7	G10371	1	Hex Head Cap Screw, 1/2"-13 x 3", Full Thread
8	G10501	1	Hex Jam Nut, 1/2"-13, Grade 2
9	GA6833	1	Upper Link
10	G10574	4	Carriage Bolt, 1/2"-13 x 1 1/4"
	G10111	4	Lock Nut, 1/2"-13
11	GA6832	1	Mount
12	GA6834	1	Lower Link
13	G10348	1	Hex Head Cap Screw, 1/2"-13 x 5" (Lockup Bolt)
	G10111	1	Lock Nut, 1/2"-13
14	GD5857	2	Spring
15	GD9715	2	Spacer, 1/2" x 3" Long
16	G10045	2	Hex Head Cap Screw, 1/2"-13 x 4 1/2"
	G10228	2	Lock Washer, 1/2"
	G10102	2	Hex Nut, 1/2"-13
17	GD9724	1	Backing Plate
18	G10006	1	Hex Head Cap Screw, 5/8"-11 x 2 1/4"
19	GD1132	1	Dust Cap
A	GA12236	-	Wheel Assembly, 12 Tine, R.H. (Items 1-3 and 18)

(IP1468)

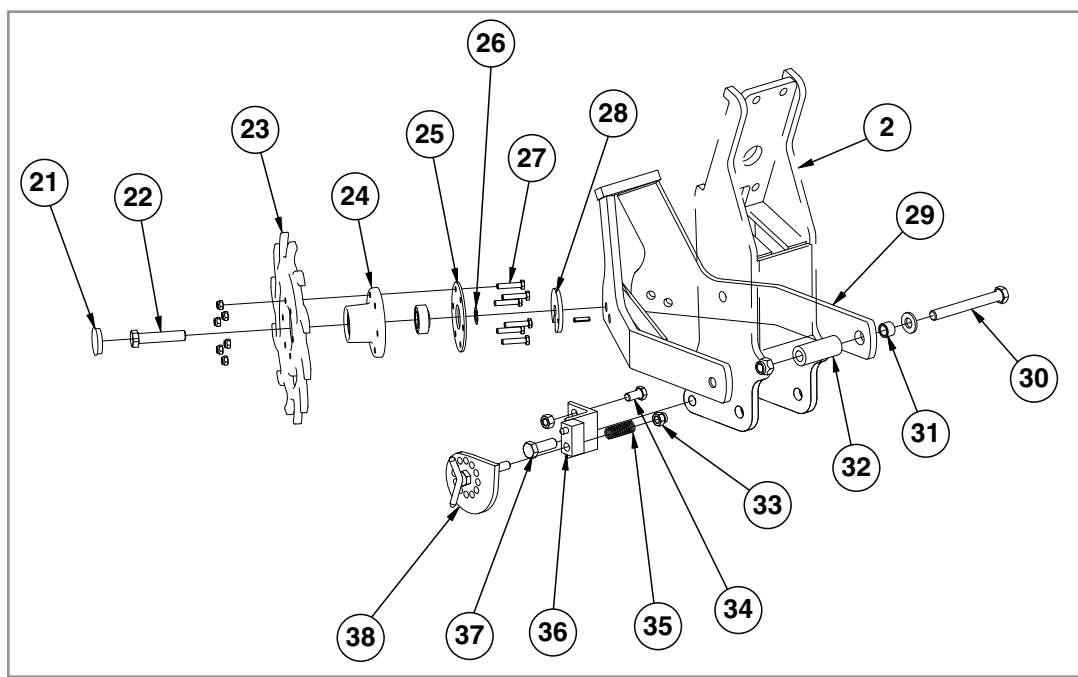
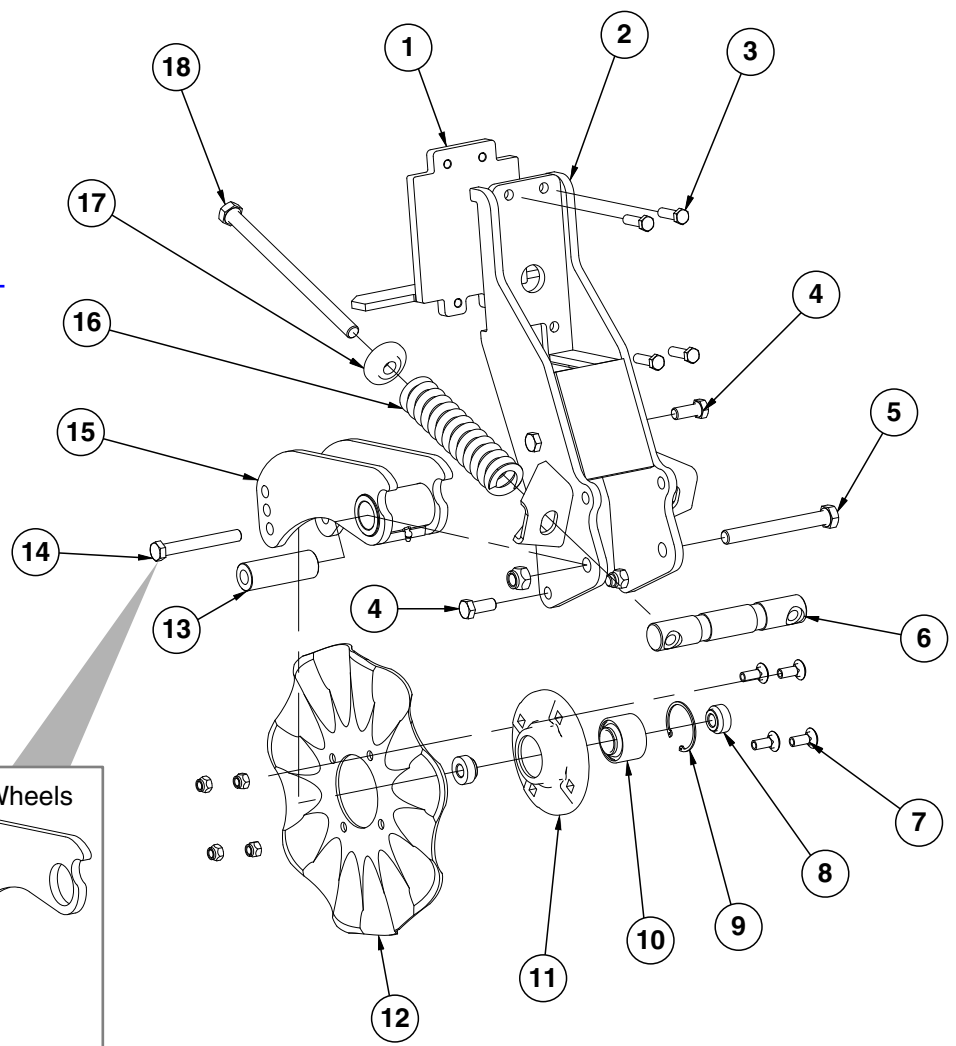
Style B



ITEM	PART NO.	QTY. (Per Row)	DESCRIPTION
1	GB0464	1	Residue Wheel Mount
2	GD26793	1	Cam Locking Pin
3	G10229	2	Lock Washer, 3/8"
4	G10004	2	Hex Head Cap Screw, 3/8"-16 x 1 1/4"
5	GA14251	1	Cam
6	GD10519	1	Spring
7	G11389	1	Flat Washer, 1/2" Plated SAE
8	G10003	2	Hex Head Cap Screw, 3/8"-16 x 1 1/2"
	G10229	2	Lock Washer, 3/8"
9	GA14250	1	Locking Pin
10	G11236	1	Hex Head Cap Screw, 3/4"-10 x 10 1/2"
	G11392	2	Flat Washer, 3/4" SAE
	GB0383	2	Bushing, 1 1/8" O.D. x 25/32" I.D. x 3/4" Long
	G11228	1	Lock Nut, 3/4"-10
11	GA8760	2	Weed Guard W/Spring Pin
	G10765	-	Spring Pin, 1/4" x 1"
12	G10213	4	Machine Bushing, 5/8" (.030" Thick)
13	GB0387	2	Wheel, 12 Tine, 3/8" x 12"
14	GA5654	2	Hub W/Bearings
	GA2014	-	Bearing
15	GD9724	2	Backing Plate
16	G10133	12	Hex Head Cap Screw, 5/16"-18 x 1 1/2"
17	G10109	12	Lock Nut, 5/16"-18, Grade 8
18	G10974	1	Lock Nut W/Nylon Insert, 1/2"-13
19	G10010	2	Hex Head Cap Screw, 5/8"-11 x 3"
20	G10503	2	Hex Jam Nut, 5/8"-11, Grade 2
21	GD1132	2	Dust Cap
22	GB0464	1	Residue Wheel Mount
A	GA12235	-	L.H. Residue Wheel (Items 13-17)
B	GA12236	-	R.H. Residue Wheel (Items 13-17)

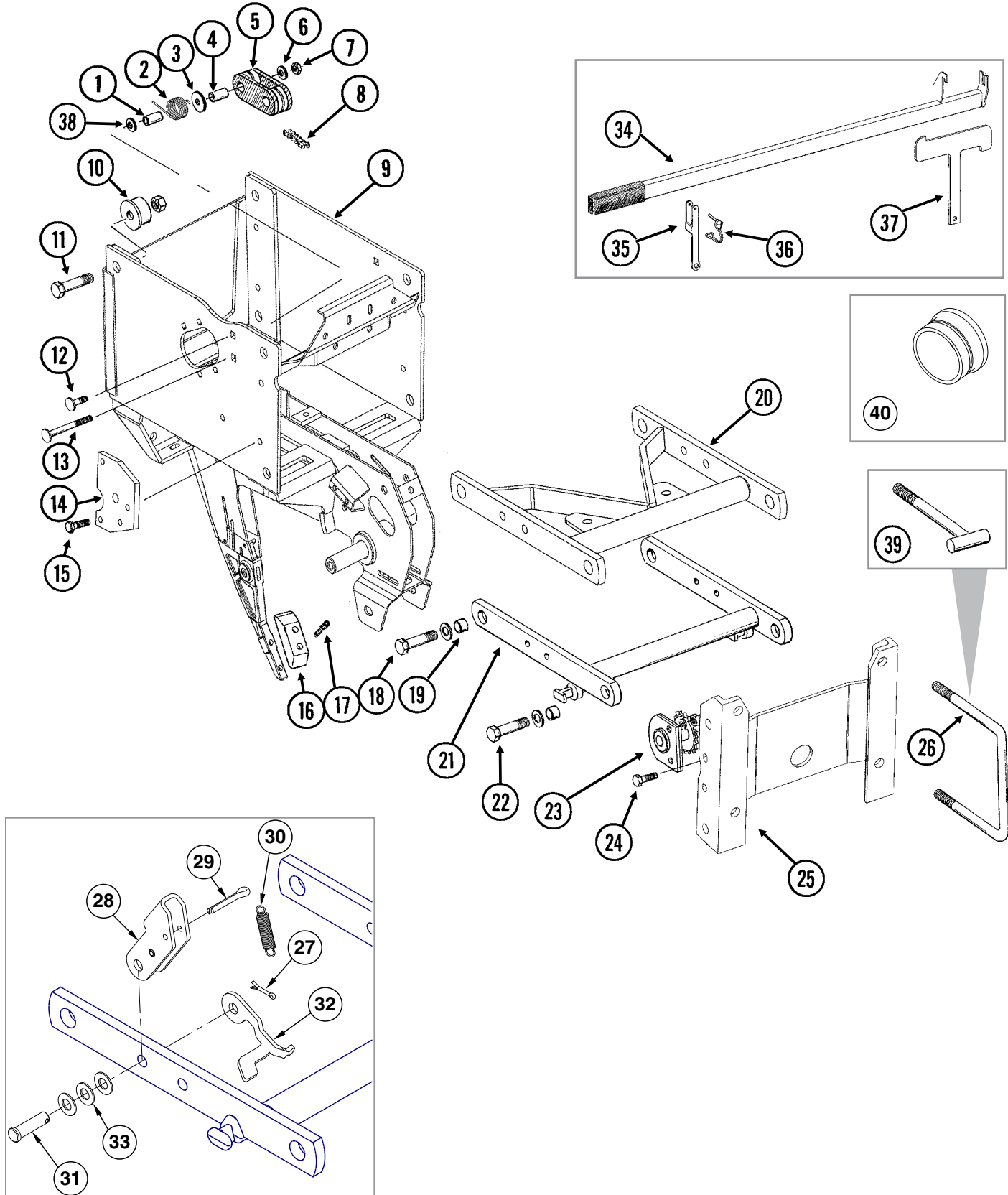
(IP1292/IP1294)

**NOTE:** Four center row units require special mount and extension brackets when using Frame Mounted Coultter W/Residue Wheels. See [See "Parallel Arms, Mounting Support Plate, and Quick Adjustable Down Forces Springs Option" on page P7.](#)

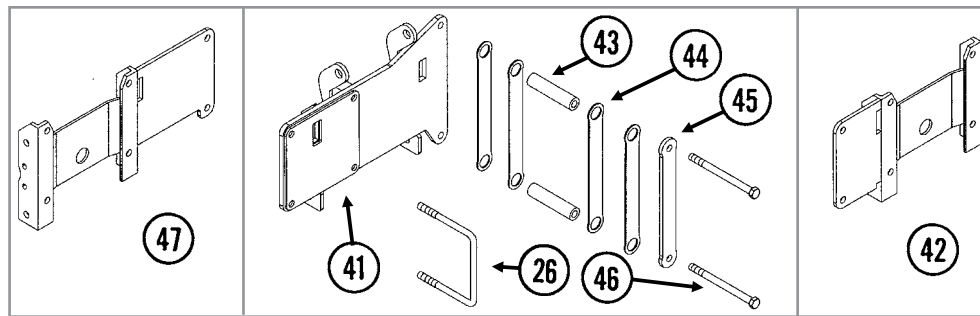


ITEM	PART NO.	QTY. (Per Row)	DESCRIPTION
1	GA9844	1	Plate W/Angle
2	GA9131	1	Coulter Frame
3	G10039	4	Hex Head Cap Screw, 1/2"-13 x 1 3/4"
4	G10007	4	Hex Head Cap Screw, 5/8"-11 x 1 1/2"
	G10107	4	Lock Nut, 5/8"-11
5	G10400	1	Hex Head Cap Screw, 3/4"-10 x 6 1/2"
	G10112	1	Lock Nut, 3/4"-10
6	GD12826	1	Spring Anchor Bar
7	G10574	4	Carriage Bolt, 1/2"-13 x 1 1/4"
	G10111	4	Lock Nut, 1/2"-13
8	GD12827	2	Adapter
9	GD19292	1	Retaining Ring, 2 7/16"
10	GA8603	1	Bearing, Double Row
11	GB0291	1	Coulter Hub
12	GD7803	1	Disc Blade, Fluted, 1", 8 Flutes (Shown)
	GD7804	-	Disc Blade, Bubbled, 1"
	GD9254	-	Disc Blade, Fluted, 3/4", 13 Flutes
13	GD12829	1	Sleeve
14	G10046	1	Hex Head Cap Screw, 5/8"-11 x 5"
	G10107	1	Lock Nut, 5/8"-11
15	GA9845	1	Coulter Arm W/Grease Fitting
	G10643	-	Grease Fitting, 45°, 1/4"-28
16	GD12817	2	Compression Spring
17	GB0213	2	Spring Seat
18	G11010	2	Hex Head Cap Screw, 3/4"-10 x 12"
19	G10011	1	Hex Head Cap Screw, 5/8"-11 x 5 1/2"
20	GB0218	1	Bushing, 2 1/32" I.D. x 7/8" O.D. x 1 9/32" Long
21	GD1132	2	Dust Cap
22	G10010	2	Hex Head Cap Screw, 5/8"-11 x 3"
	G10503	2	Hex Jam Nut, 5/8"-11, Grade 2
23	GB0387	2	Wheel, 12 Tine, 3/8" x 12"
24	GA5654	2	Hub W/Bearings
	GA2014	2	Bearing
25	GD9724	2	Backing Plate
26	G10213	2	Machine Bushing, 5/8" (.030" Thick)
27	G10133	12	Hex Head Cap Screw, 5/16"-18 x 1 1/2"
	G10109	12	Lock Nut, 5/16"-18, Grade 8
28	GA9862	2	Weed Guard W/Spring Pin
	G10765	1	Spring Pin, 1/4" x 1"
29	GA9865	1	Mount
30	G10011	2	Hex Head Cap Screw, 5/8"-11 x 5 1/2"
	G11391	2	Flat Washer, 5/8" SAE
	G10730	2	Lock Nut W/Nylon Insert, 5/8"-11
31	GB0218	2	Bushing, 2 1/32" I.D. x 7/8" O.D. x 1 9/32" Long
32	GD14170	2	Sleeve, 3"
34	G10014	1	Hex Head Cap Screw, 1/2"-13 x 1"
	G10102	1	Hex Nut, 1/2"-13
33	G10974	1	Lock Nut W/Nylon Insert, 1/2"-13
35	GD10519	1	Spring
36	GA15312	1	Support
37	G10005	1	Hex Head Cap Screw, 5/8"-11 x 1 3/4"
	G10107	1	Lock Nut, 5/8"-11
38	GA9861	1	Cam
A	GA12236	-	Wheel Assembly, 12 Tine, R.H. (Items 23-25 and 27) (Shown)
	GA12235	-	Wheel Assembly, 12 Tine, L.H. (Items 23-25 and 27)
B	GA8641	1	Hub W/Bearing And Retaining Ring (Items 9-11)

**NOTE:** Push row units use the same seed tube, row unit depth adjustment components, quick adjustable down force springs, 15" opener disc blades, gauge wheels, closing wheels, meter drive and seed hopper as the pull row unit. See those pages for common parts.







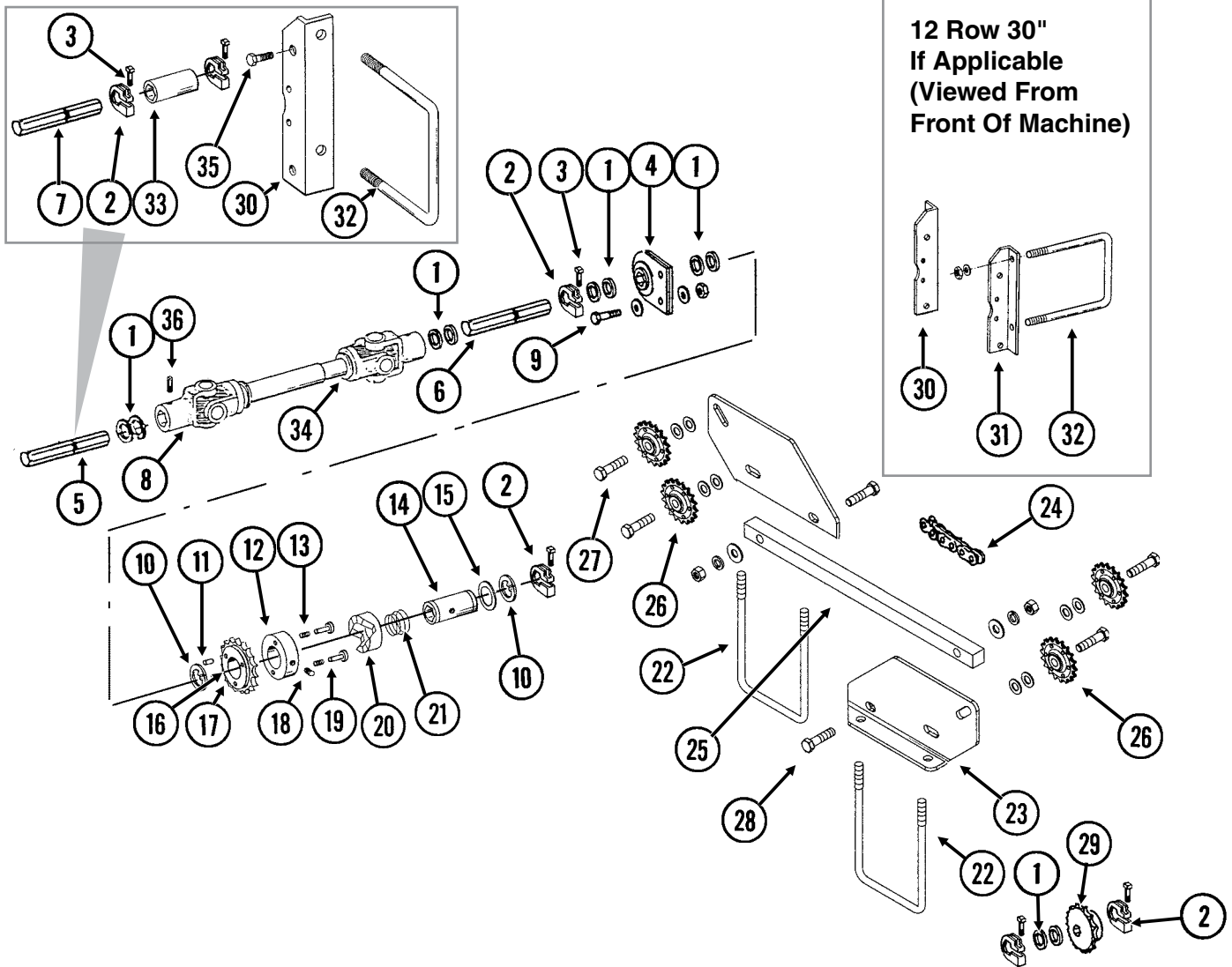
ITEM	PART NO.	QTY. (Per Row)	DESCRIPTION
1	GD1026	1	Sleeve, 1 $\frac{3}{16}$ " Long
2	GD11218	1	Spring
3	G10201	1	Special Washer, $\frac{3}{8}$ " x 1 $\frac{1}{2}$ " O.D.
4	GD8893-01	1	Sleeve, 1 $\frac{3}{8}$ " Long
5	GD11962	1	Idler
6	G11387	1	Flat Washer, $\frac{3}{8}$ " SAE
7	G10108	1	Lock Nut, $\frac{3}{8}$ "-16
8	G3303-96	1	Chain, No. 41, 96 Pitch Including Connector Link (Mechanical)
	G3303-100	-	Chain, No. 41, 100 Pitch Including Connector Link (EdgeVac)
	GR0196	1	Connector Link, No. 41
9	GA10161	-	Push Row Unit Shank
10	GB0314	2	Hopper Mount
11	G10751	2	Hex Head Cap Screw, $\frac{5}{8}$ "-18 x 1 $\frac{3}{4}$ "
	G11514	2	Lock Nut, $\frac{5}{8}$ "-18
12	G10599	1	Carriage Bolt, $\frac{3}{8}$ "-16 x 1 $\frac{1}{4}$ "
	G10101	1	Hex Nut, $\frac{3}{8}$ "-16
	G10108	1	Lock Nut, $\frac{3}{8}$ "-16
13	G10307	1	Carriage Bolt, $\frac{3}{8}$ "-16 x 3 $\frac{1}{2}$ "
14	GD24545	2	Stop
15	G10004	4	Hex Head Cap Screw, $\frac{3}{8}$ "-16 x 1 $\frac{1}{4}$ "
	G10108	4	Lock Nut, $\frac{3}{8}$ "-16
16	GB0301	1	Seed Tube Guard/Inner Scraper
17	G10912	2	Hex Socket Head Cap Screw, $\frac{5}{16}$ "-18 x 1", Grade 8
18	G10751	4	Hex Head Cap Screw, $\frac{5}{8}$ "-18 x 1 $\frac{3}{4}$ "
	G11391	4	Flat Washer, $\frac{5}{8}$ " SAE
	G11514	4	Lock Nut, $\frac{5}{8}$ "-18
19	GB0218	8	Bushing, 2 $\frac{1}{32}$ " I.D. x $\frac{7}{8}$ " O.D. x 1 $\frac{19}{32}$ " Long
20	GA11969	1	Upper Arm
21	GA5787	1	Lower Arm
22	G10732	4	Hex Head Cap Screw, $\frac{5}{8}$ "-18 x 2"
	G11391	4	Flat Washer, $\frac{5}{8}$ " SAE
	G11514	4	Lock Nut, $\frac{5}{8}$ "-18
23	GA1720	1	Bearing/Sprocket, $\frac{7}{8}$ " Hex Bore
24	G10004	2	Hex Head Cap Screw, $\frac{3}{8}$ "-16 x 1 $\frac{1}{4}$ "
	G10229	2	Lock Washer, $\frac{3}{8}$ "
	G10101	2	Hex Nut, $\frac{3}{8}$ "-16
25	GA11971	1	Mounting Plate
26	GD1113	-	U-Bolt, 5" x 7" x $\frac{5}{8}$ "-11
	G10230	-	Lock Washer, $\frac{5}{8}$ "
	G10104	-	Hex Nut, $\frac{5}{8}$ "-11

Continued on the next page.

ITEM	PART NO.	QTY. (Per Row)	DESCRIPTION
27	G10451	1	Cotter Pin, 1/8" x 1"
28	GD11264 G10718	1	Lockup Spring Pin, 5/16" x 1 1/8"
29	G10463	1	Cotter Pin, 1/4" x 1 1/2"
30	GD25569	1	Spring
31	G10284	1	Clevis Pin, 1/2" x 1 1/2"
32	GD25568	1	Spring Mount Tab
33	G10216	3	Washer, 1/2" USS
34	GA8651 GD11649	1 -	Lift Lever W/Boot Boot
35	GD18073	1	Bracket (Lift Lever)
36	GD9695	1	Wire Lock Pin, 1/4" x 1 3/4"
37	GD18074	1	Mount
38	G11387	1	Flat Washer, 3/8" SAE
39	GA9105 G10230 G10104	- - -	T-Bolt, 5/8"-11 x 6" (Center Rows) Lock Washer, 5/8" Hex Nut, 5/8"-11
40	GD17052 G10001 G10108 G11387	- - - -	Vacuum Plug Hex Head Cap Screw, 3/8"-16 x 1" Lock Nut, 3/8"-16 Flat Washer, 3/8" SAE
41	GA12677	-	Offset Hinge Mount
42	GA12675	-	Offset Mount
43	GD7817-18	2	Spacer, 1 1/16" I.D. x 5 1/2" Long
44	GD18136	4	Pad
45	GD18135	1	Bar
46	G10341 G10230 G10104	- - -	Hex Head Cap Screw, 5/8"-11 x 8" Lock Washer, 5/8" Hex Nut, 5/8"-11
47	GA12676	-	Offset Mount
A	G1K534	-	Push Unit Lock-Up Kit, Items 27-33 (includes GD11648 - Push Unit Stop)
B	G1K535	-	Push Unit Spring Lock-Up Kit, Items 27-33

**This page left blank intentionally.**

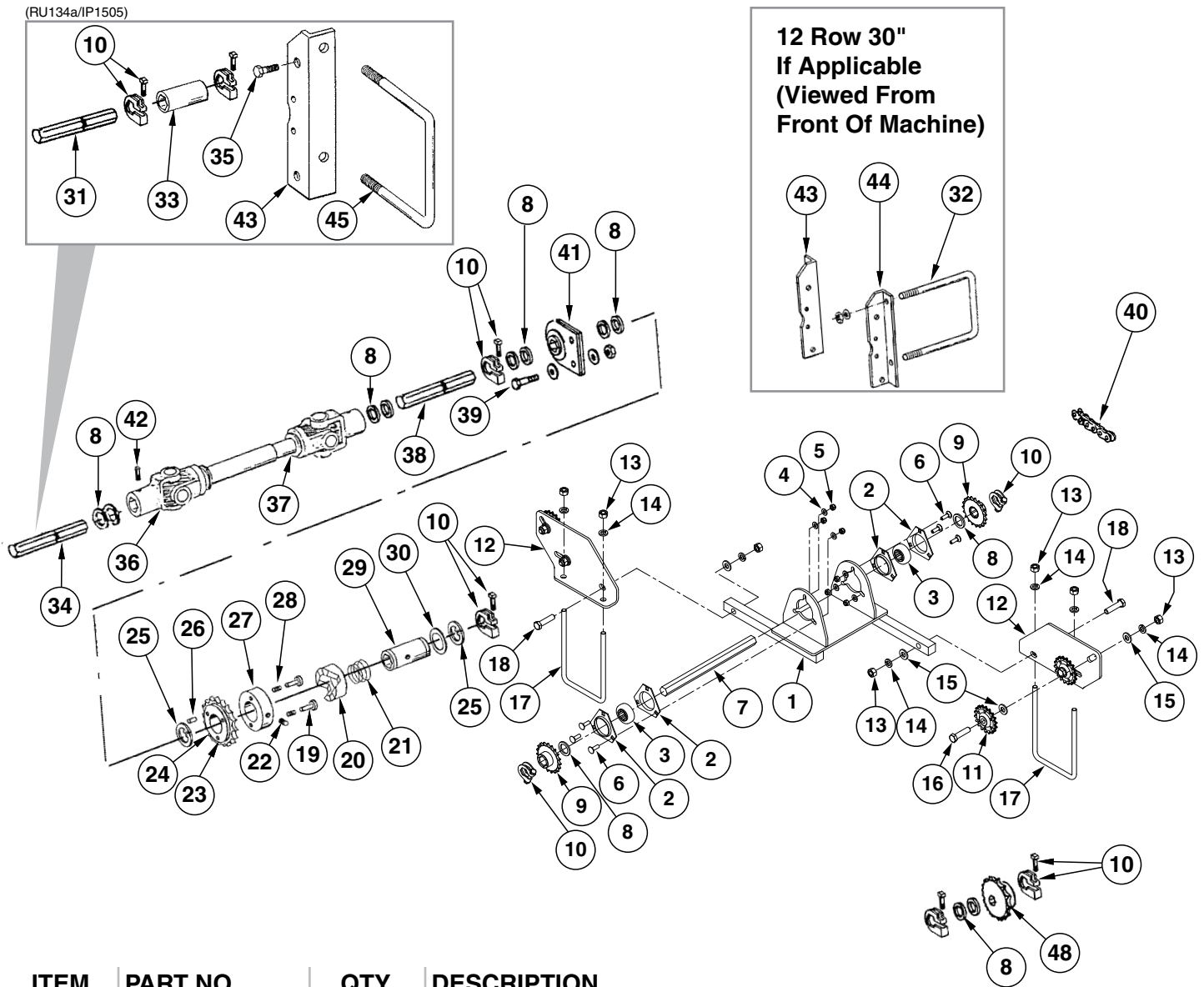
(RU134/TWL516)



ITEM	PART NO.	QTY. (Per Side)	DESCRIPTION
1	G10233	-	Machine Bushing, 1", 10 Gauge (As Required)
2	GD11045	-	Lock Clamp
3	G10130	-	Square Head Machine Bolt, 5/16"-18 x 1 3/4"
	G10923	-	Flange Nut, 5/16"-18, No Serration
4	GA2180	-	Hanger Bearing, 7/8" Hex Bore
5	GD0914-48	-	Hex Shaft, 7/8" x 48" (No Holes), R.H. Side, 12 Row 30" And 16 Row 30"
	GD0914-66	-	Hex Shaft, 7/8" x 66" (No Holes), L.H. Side, 12 Row 30" And 16 Row 30"
6	GD0914-90	-	Hex Shaft, 7/8" x 90" (No Holes), Both Sides, 12 Row 30"
	GD0914-128	-	Hex Shaft, 7/8" x 128" (No Holes), R.H. Side, 16 Row 30"
	GD0914-138	-	Hex Shaft, 7/8" x 138" (No Holes), L.H. Side, 16 Row 30"
7	GD0914-24	-	Hex Shaft, 7/8" x 24" (No Holes), 12 Row 30" W/Even-Row Push Row Unit
	GD0914-33	-	Hex Shaft, 7/8" x 33" (No Holes), 16 Row 30" W/Even-Row Push Row Unit
8	GA7052	-	U-Joint W/Grease Fitting, Female, 10 1/4" Long, 12 Row 30" And 16 Row 30"
	GR1557	-	Grease Fitting, 45°, Metric
	GR1297	-	Inboard Yoke And Outer Profile (10 1/4" U-Joint)
	GR1298	-	Inboard Yoke And Outer Profile (18 1/8" U-Joint)
	GR1294	-	Cross And Bearing Kit
	GR1293	-	Yoke, 7/8" Hex

ITEM	PART NO.	QTY. (Per Side)	DESCRIPTION
9	G10004	-	Hex Head Cap Screw, 3/8"-16 x 1 1/4"
	G11387	-	Flat Washer, 3/8" SAE
	G10229	-	Lock Washer, 3/8"
	G10101	-	Hex Nut, 3/8"-16
10	G10496	2	External Inverted Snap Ring, 1 1/2"
11	G10968	1	Spring Pin, 5/32" x 7/16"
12	GR1405	1	Lock Collar
13	GR1413	1	Spring
14	GR1407	1	Drive Shaft
15	GR1411	1	Shim
16	GR1406	1	Bushing
17	GR1412	1	Sprocket, 19 Tooth
18	G10535	1	Hex Socket Set Screw, 3/8"-16 x 3/4"
19	GR1410	1	Pin
20	GR1409	1	Knurled Collar
21	GR1408	1	Compression Spring
22	GD8306	2	U-Bolt, 7" x 5" x 1/2"-13
	G10228	4	Lock Washer, 1/2"
	G10102	4	Hex Nut, 1/2"-13
23	GD18094	2	Plate (Shown)
	GD18066	-	Plate
24	G3310-226	1	Chain, No. 40, 226 Pitch Including Connector Link
	GR0912	-	Connector Link, No. 40
25	GD18067	1	Brace
26	GA7154	4	Sprocket W/Bearing, 18 Tooth
27	G10016	4	Hex Head Cap Screw, 1/2"-13 x 2"
	G11389	8	Flat Washer, 1/2" SAE
	G10228	4	Lock Washer, 1/2"
	G10102	4	Hex Nut, 1/2"-13
28	G10016	2	Hex Head Cap Screw, 1/2"-13 x 2"
	G11389	2	Flat Washer, 1/2" SAE
	G10228	2	Lock Washer, 1/2"
	G10102	2	Hex Nut, 1/2"-13
29	GA5107	2	Sprocket, 19 Tooth
30	GD11972	-	Support Angle, R.H.
31	GD11973	-	Support Angle, L.H.
32	GD1113	-	U-Bolt, 5" x 7" x 5/8"-11
	G10230	-	Lock Washer, 5/8"
	G10104	-	Hex Nut, 5/8"-11
33	GD1719	-	Coupler, 4"
34	GA7051	1	U-Joint W/Grease Fitting, Male, 12 1/4" Long
	GR1557	-	Grease Fitting, 45°, Metric
	GR1296	-	Inner Profile
	GR1295	-	Inboard Yoke
	GR1301	-	Spring Pin, 8 mm x 50 mm
	GR1294	-	Cross And Bearing Kit
	GR1293	-	Yoke, 7/8" Hex
35	G10752	-	Hex Head Cap Screw, 5/8"-18 x 2 1/4"
	G11391	-	Flat Washer, 5/8" SAE
	G10412	-	Lock Nut, 5/8"-18
36	G10688	-	Square Head Set Screw, 3/8"-16 x 5/8"
A	GA8092	-	Clutch Sprocket Assembly, 19 Tooth (Items 10-21)
B	G1K269	-	Lock Clamp Kit (Items 2 And 3)
C	G1K331	-	Clutch Sprocket Kit (Items 11, 16 And 17)

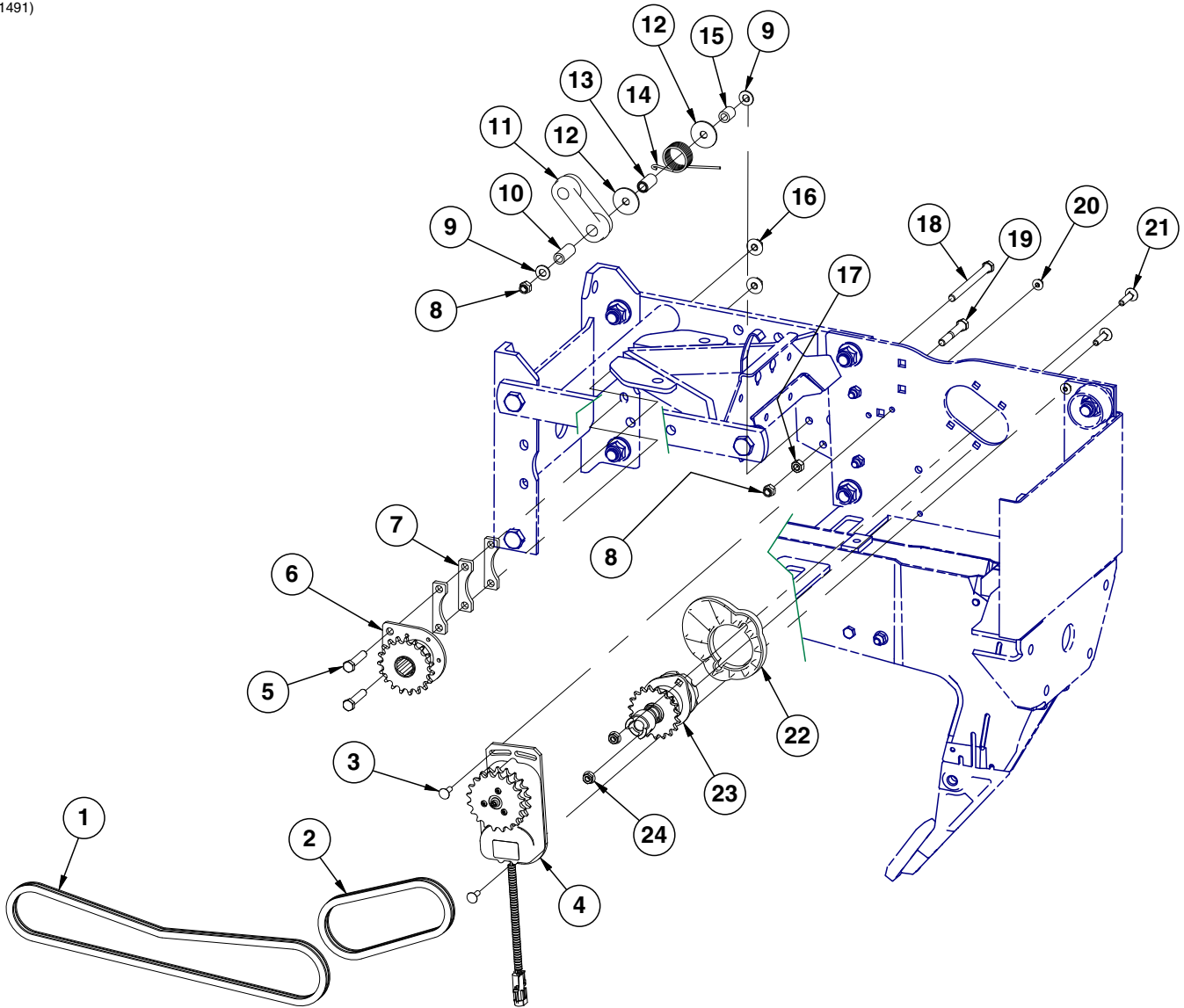
(RU134a/IP1505)



ITEM	PART NO.	QTY.	DESCRIPTION
1	GA18397	1	L.H. Crossover
	GA18398	-	R.H. Crossover
2	G3400-01	4	Flangette
3	G2100-03	2	Bearing, 7/8" Hex Bore, Spherical
4	G11386	6	Flat Washer, 5/16" SAE
5	G10109	6	Lock Nut, 5/16"-18
6	G10303	6	Carriage Bolt, 5/16"-18 x 1"
7	GD0914-12.50	1	Hex Shaft, 7/8" x 12 1/2"
8	G10233	2	Machine Bushing, 1 1/2" x 1/32", 10 Gauge (.1345")
9	GA5107	2	Sprocket, 19 Tooth
10	GA11331	2	Hex Lock Clamp Assembly
11	GA7154	2	Sprocket W/Bearing, 18 Tooth
12	GD18066	1	Plate
13	G10102	8	Hex Nut, 1/2"-13
14	G10228	8	Lock Washer, 1/2"
15	G11389	6	Flat Washer, 1/2" Plated SAE
16	G10016	2	Hex Head Cap Screw, 1/2"-13 x 2"

ITEM	PART NO.	QTY.	DESCRIPTION
17	GD8306	2	U-Bolt, 7" x 5" x 1/2"-13
18	G10016	2	Hex Head Cap Screw, 1/2"-13 x 2"
19	GR1410	1	Pin
20	GR1409	1	Knurled Collar
21	GR1408	1	Compression Spring
22	G10535	1	Hex Socket Set Screw, 3/8"-16 x 3/4"
23	GR1412	1	Sprocket, 19 Tooth
24	GR1406	1	Bushing
25	G10496	2	External Inverted Snap Ring, 1 1/2"
26	G10968	1	Spring Pin, 5/32" x 7/16"
27	GR1405	1	Lock Collar
28	GR1413	1	Spring
29	GR1407	1	Drive Shaft
30	GR1411	1	Shim
31	GD0914-24	-	Hex Shaft, 7/8" x 24" (No Holes), 12 Row 30" W/Even-Row Push Row Unit
	GD0914-33	-	Hex Shaft, 7/8" x 33" (No Holes), 16 Row 30" W/Even-Row Push Row Unit
32	GD1113	-	U-Bolt, 5" x 7" x 5/8"-11
	G10230	-	Lock Washer, 5/8"
	G10104	-	Hex Nut, 5/8"-11
33	GD1719	-	Coupler, 4"
34	GD0914-48	-	Hex Shaft, 7/8" x 48" (No Holes), R.H. Side, 12 Row 30" And 16 Row 30"
	GD0914-66	-	Hex Shaft, 7/8" x 66" (No Holes), L.H. Side, 12 Row 30" And 16 Row 30"
35	G10752	-	Hex Head Cap Screw, 5/8"-18 x 2 1/4"
	G11391	-	Flat Washer, 5/8" SAE
	G10412	-	Lock Nut, 5/8"-18
36	GA7052	-	U-Joint W/Grease Fitting, Female, 10 1/4" Long, 12 Row 30" And 16 Row 30"
	GR1557	-	Grease Fitting, 45°, Metric
	GR1297	-	Inboard Yoke And Outer Profile (10 1/4" U-Joint)
	GR1298	-	Inboard Yoke And Outer Profile (18 1/8" U-Joint)
	GR1294	-	Cross And Bearing Kit
	GR1293	-	Yoke, 7/8" Hex
37	GA7051	1	U-Joint W/Grease Fitting, Male, 12 1/4" Long
	GR1557	-	Grease Fitting, 45°, Metric
	GR1296	-	Inner Profile
	GR1295	-	Inboard Yoke
	GR1301	-	Spring Pin, 8 mm x 50 mm
	GR1294	-	Cross And Bearing Kit
	GR1293	-	Yoke, 7/8" Hex
38	GD0914-90	-	Hex Shaft, 7/8" x 90" (No Holes), Both Sides, 12 Row 30"
	GD0914-128	-	Hex Shaft, 7/8" x 128" (No Holes), R.H. Side, 16 Row 30"
	GD0914-138	-	Hex Shaft, 7/8" x 138" (No Holes), L.H. Side, 16 Row 30"
39	G10004	-	Hex Head Cap Screw, 3/8"-16 x 1 1/4"
	G11387	-	Flat Washer, 3/8" SAE
	G10229	-	Lock Washer, 3/8"
	G10101	-	Hex Nut, 3/8"-16
40	G3310-122	1	Chain, No. 40, 122 Pitch Including Connector Link
	GR0912	-	Connector Link, No. 40
41	GA2180	-	Hanger Bearing, 7/8" Hex Bore
42	G10688	-	Square Head Set Screw, 3/8"-16 x 5/8"
43	GD11972	-	Support Angle, R.H.
44	GD11973	-	Support Angle, L.H.
45	GA5107	2	Sprocket, 19 Tooth
A	GA8092	-	Clutch Sprocket Assembly, 19 Tooth (Items 10-21)
B	G1K331	-	Clutch Sprocket Kit (Items 23, 24 And 26)

(IP1491)

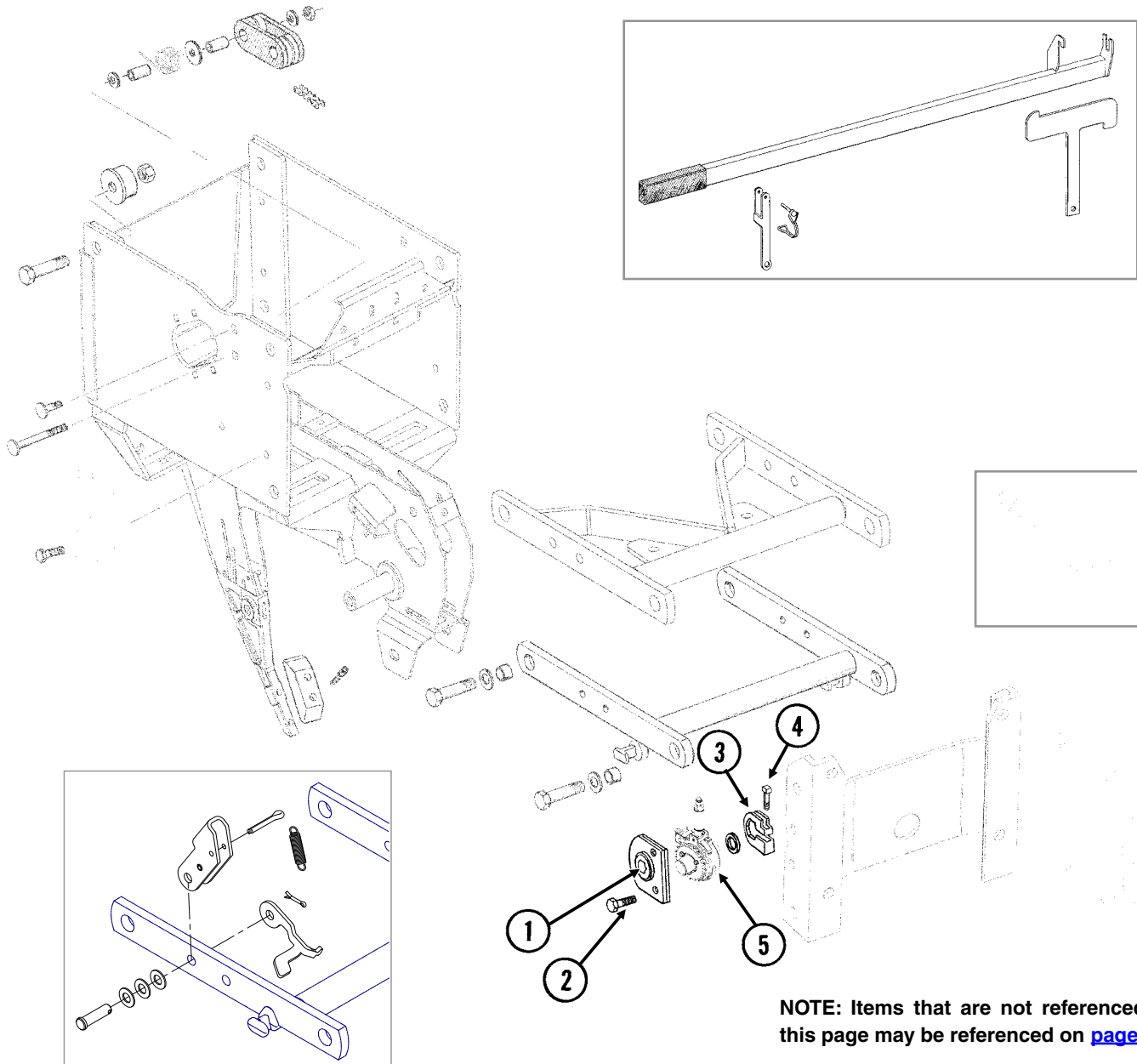




ITEM	PART NO.	QTY. (Per Row)	DESCRIPTION
1	G3303-78	1	Chain, No. 41, 78 Pitch Including Connector Link
2	G3303-41	1	Chain, No. 41, 41 Pitch Including Connector Link
3	G10310	2	Carriage Bolt, 1/4"-20 x 3/4", Grade 2
4	GA16374	1	Electric Clutch
5	G10047	2	Hex Head Cap Screw, 3/8"-16 x 1 3/4"
6	GA1720	1	Bearing/Sprocket, 7/8" Hex Bore
7	GD23774	3	Spacer
8	G10108	2	Lock Nut, 3/8"-16
9	G11387	2	Flat Washer, 3/8" SAE
10	GD8893-01	1	Sleeve, 1 3/8" Long
11	GD11962	1	Idler
12	G10201	2	Special Washer, 3/8" x 1 1/2" O.D.
13	GD1026	1	Sleeve, 1 3/16"
14	GD11218	1	Spring
15	GD2971-24	1	Sleeve, 3/4"
16	G11091	2	Serrated Flange Nut, 3/8"-16
17	G10101	1	Hex Nut, 3/8"-16
18	G10753	1	Hex Head Cap Screw, 3/8"-16 x 4 1/2"
19	G11541	1	Hex Head Cap Screw, 3/8"-16 x 2 1/2"
20	G10621	2	Serrated Flange Nut, 1/4"-20
21	G10338	2	Carriage Bolt, 5/16"-18 x 1 1/4"
22	GB0331	1	Clutch Adapter Plate
23	GA10151	1	Meter Drive Assembly Complete, 11/19 Tooth (Mechanical)
	GA12144	-	Meter Drive Assembly Complete, 11/28 Tooth (EdgeVac)
24	G10620	2	Serrated Flange Nut, 5/16"-18

(RU156d/RU141h/RU164a)

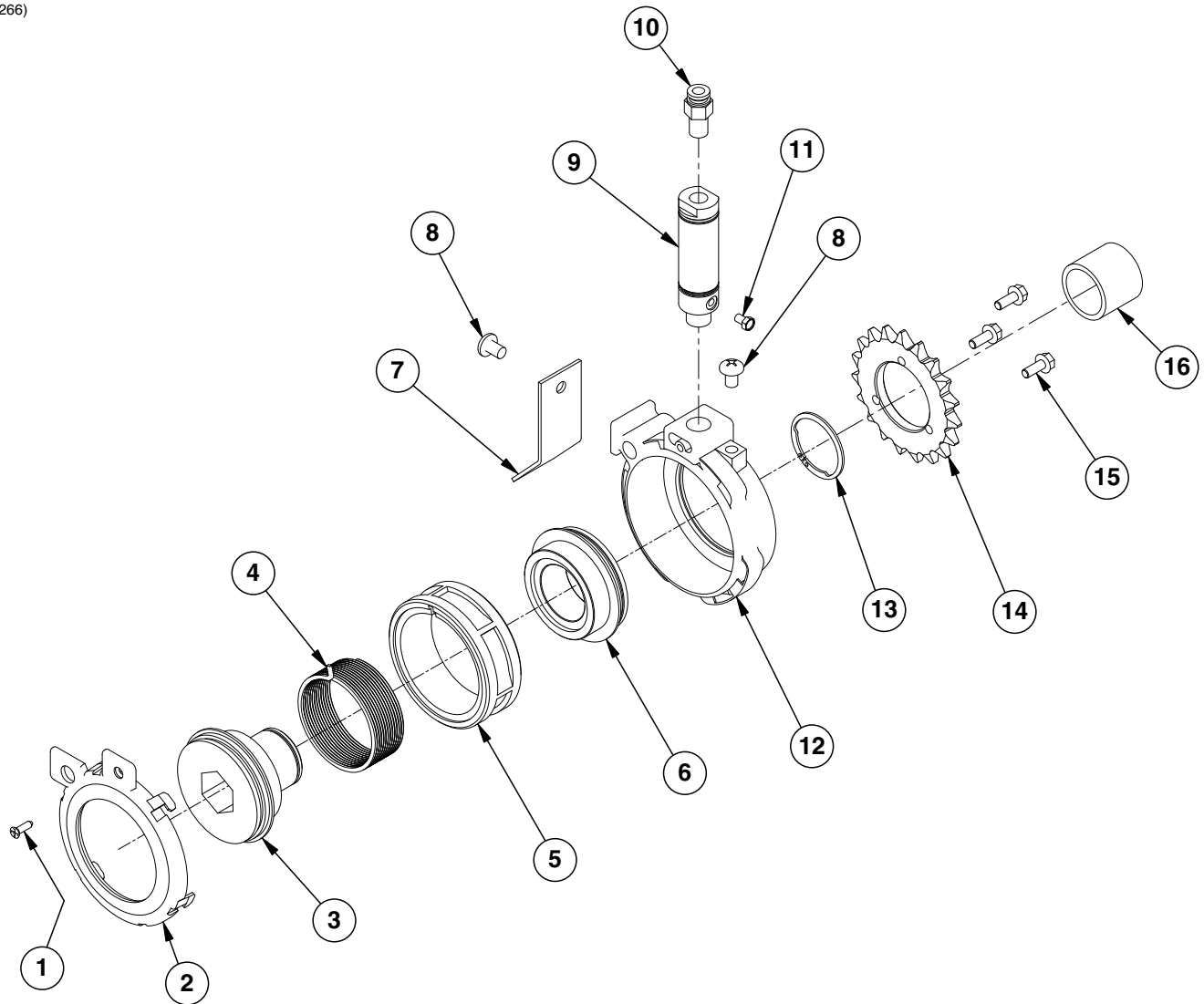
**NOTE:** Push row units use the same seed tube, row unit depth adjustment components, quick adjustable down force springs, 15" opener disc blades, gauge wheels, closing wheels, meter drive and seed hopper as the pull row unit. See those pages for common parts.



**NOTE:** Items that are not referenced on this page may be referenced on [page P49](#)

ITEM	PART NO.	QTY. (Per Row)	DESCRIPTION
1	GA2180	-	Hanger Bearing, 7/8" Hex Bore
2	G10004 G11091	2 2	Hex Head Cap Screw, 3/8"-16 x 1 1/4" Serrated Flange Nut, 3/8"-16
3	GD11045	-	Lock Clamp
4	G10130 G10923	- -	Square Head Machine Bolt, 5/16"-18 x 1 3/4" Flange Nut, 5/16"-18, No Serration
5	---	-	<a href="#">See "Air Clutch, Interplant Push Row Unit" on page P60</a>

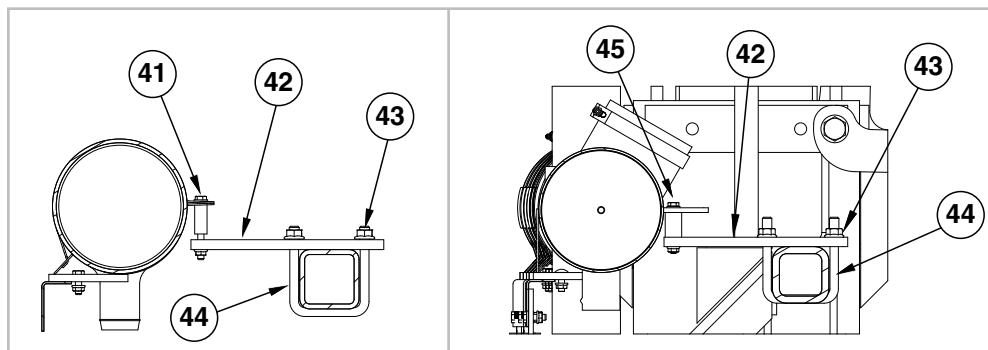
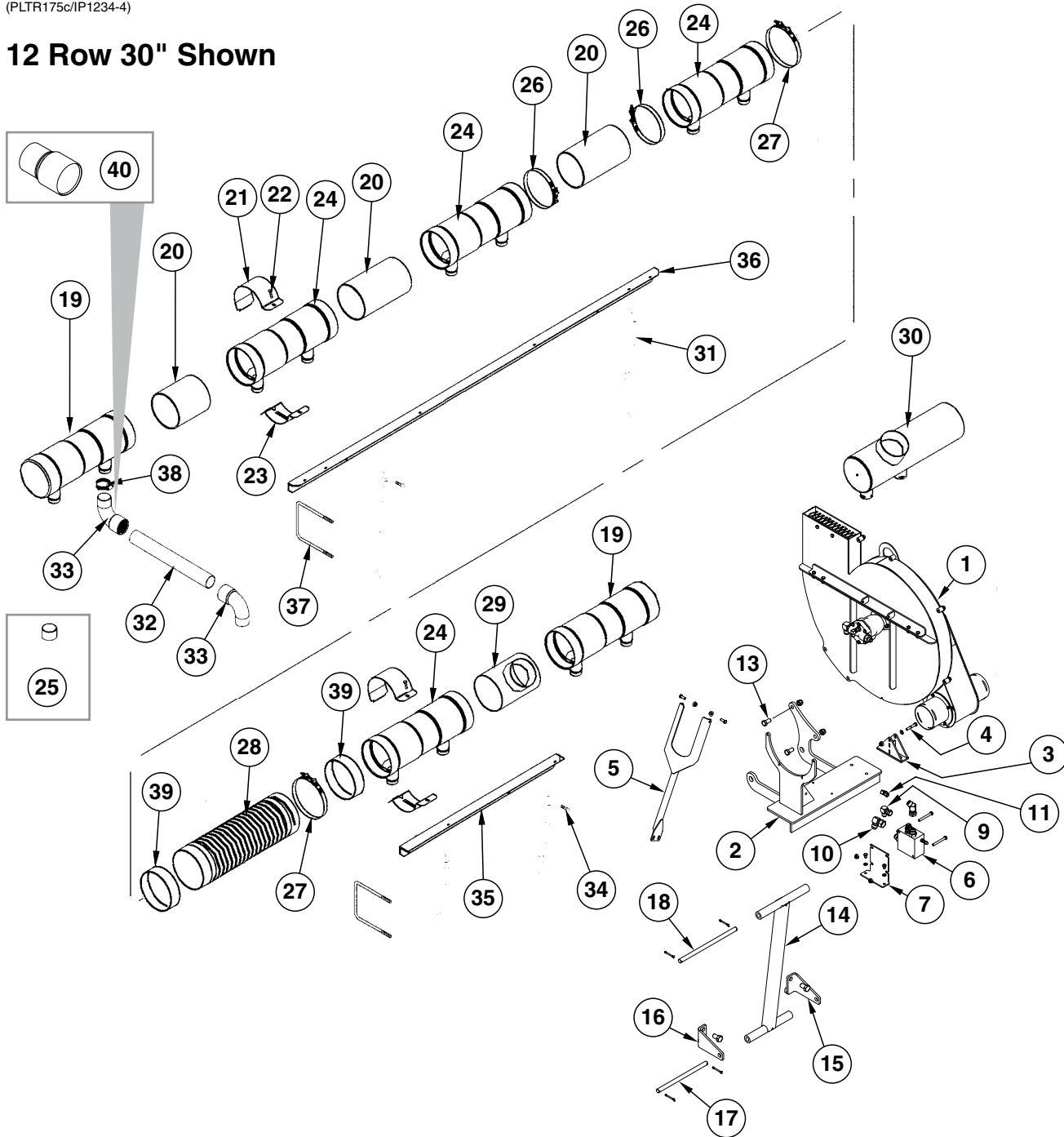
(IP1266)



ITEM	PART NO.	QTY. (Per Row)	DESCRIPTION
1	G11243	1	Slotted Flat Head Machine Screw, No. 8-32 x 1/2", Stainless Steel
2	GR1894	1	Air Housing Cover
3	GR1830	1	Hex Bushing
4	GR1813	1	Clutch Spring
5	GR1818	1	Ratchet Gear
6	GR1829	1	Sprocket Hub
7	GR1899	1	Anti-Rotation
8	G11296	2	Pan Head Machine Screw, 1/4"-20 x 3/4" x 3/4"
9	GR1896	1	Air Cylinder (Includes Items No. 10 and 11)
10	GR1819	1	Push Connect, 1/8" NPT Male x 1/4"
11	GR1898	1	Filter
12	GR1895	1	Air Clutch Housing
13	G11295	1	Retaining Ring
14	GR1831	1	Sprocket, 19 Tooth
15	G11239	3	Hex Head Cap Screw, 10-32 x 1/2"
16	GD18891	1	Spacer, 1 1/4" O.D. x 1"
A	GA12630	-	Air Clutch Assembly, (Items 1-16)

(PLTR175c/IP1234-4)

### 12 Row 30" Shown



ITEM	PART NO.	QTY.	DESCRIPTION
1	---	1	<a href="#">See "Vacuum System" on page P65</a>
2	GA14382	1	Fan Mount
3	GA14386	1	EdgeVac Fan Mount
4	G10164	1	Hex Head Cap Screw, 3/8"-16 x 2 1/4", Full Thread
	G11387	1	Flat Washer, 3/8" SAE
	G11091	1	Serrated Flange Nut, 3/8"-16
5	GA14378	1	EdgeVac Fan Strut
	G10001	2	Hex Head Cap Screw, 3/8"-16 x 1"
	G11091	2	Serrated Flange Nut, 3/8"-16
6	GA11068	1	<a href="#">See "Vacuum Fan Motor Valve Block Assembly (Located Below Vacuum Fan Motor Assembly)" on page P182</a>
	G10809	2	Hex Head Cap Screw, 3/8"-16 x 3 1/4"
	G11091	2	Serrated Flange Nut, 3/8"-16
7	GD20590	1	EdgeVac Hydraulic Block Mount
	G10034	2	Hex Head Cap Screw, 3/8"-16 x 1/2"
	G10229	2	Lock Washer, 3/8"
8	---	-	---
9	G6500-10	1	Swivel Elbow, 90°, 7/8"-14 Male JIC To Female
10	G6500-12	1	Swivel Elbow, 90°, 1 1/16"-12 Male JIC To Female
	G6502-12	1	Swivel Elbow, 45°, 1 1/16"-12 Male JIC To Female
11	G6500-06	1	Swivel Elbow, 90°, 9/16"-18 Male JIC To Female
12	---	-	---
13	G10055	2	Hex Head Cap Screw, 5/8"-11 x 1 1/4"
	G10107	2	Lock Nut, 5/8"-11
14	GA14383	1	Fan Strut Mount
15	GA14384	1	Strut Mount, R.H.
	G10156	1	Hex Head Cap Screw, 3/4"-10 x 1 1/4"
16	GA14385	1	Strut Mount, L.H.
	G10156	1	Hex Head Cap Screw, 3/4"-10 x 1 1/4"
17	GD20534	1	Lower Strut Pin
	G10462	2	Cotter Pin, 3/16" x 2"
18	GD20518	1	Upper Strut Pin
	G10462	2	Cotter Pin, 3/16" x 2"
19	GD15850	3	Manifold, 21" (Open One End)
20	GD15856-04	2	Pipe, 6" x 6", 12 Row 30"
	GD15856-03	4	Pipe, 6" x 11", 12 Row 30"
	GD15856-03	10	Pipe, 6" x 11", 16 Row 30"
21	GD15854	7-15	Clamp
22	G10312	7-15	Carriage Bolt, 5/16"-18 x 3/4"
	G10620	7-15	Serrated Flange Nut, 5/16"-18
23	GA11164	7-15	Mount
24	GD15799	4-12	Manifold, 21" (Open Both Ends)
25	G11147	-	Cap, 2"
26	G11145	7-23	T-Bolt Clamp, 7"
27	G11194	4	T-Bolt Clamp, 7 1/4"
28	GD16317-01	2	Hose, 7" x 21"
29	GA18736	1	Manifold, 21 15/16", 12 Row 30" And 16 Row 30"
30	GA18737	1	Manifold, 21 15/16", 12 Row 30" And 16 Row 30"
31	GA14513	-	Manifold Mount, Mainframe
32	---	-	<a href="#">See "EdgeVac Manifolds and Hoses, 12 Row" on page P69</a> <a href="#">See "EdgeVac Manifolds and Hoses, 16 Row" on page P70</a>
33	GD14626	16-32	Elbow, 90°, 2"

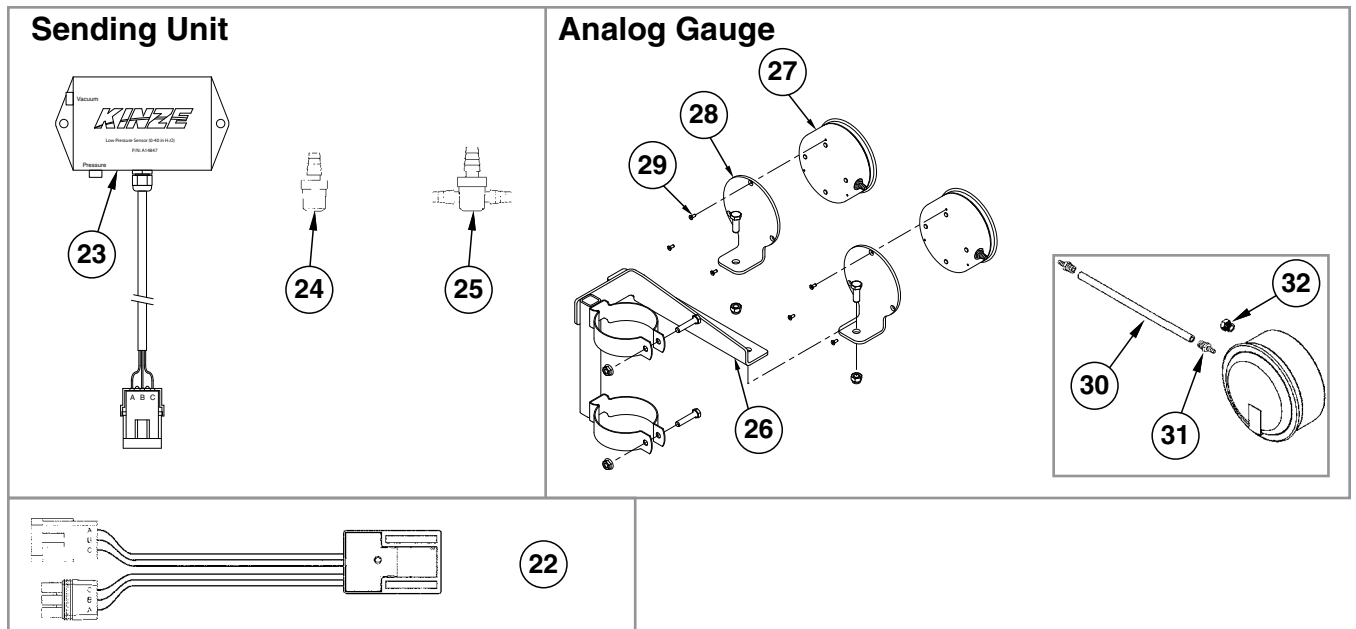
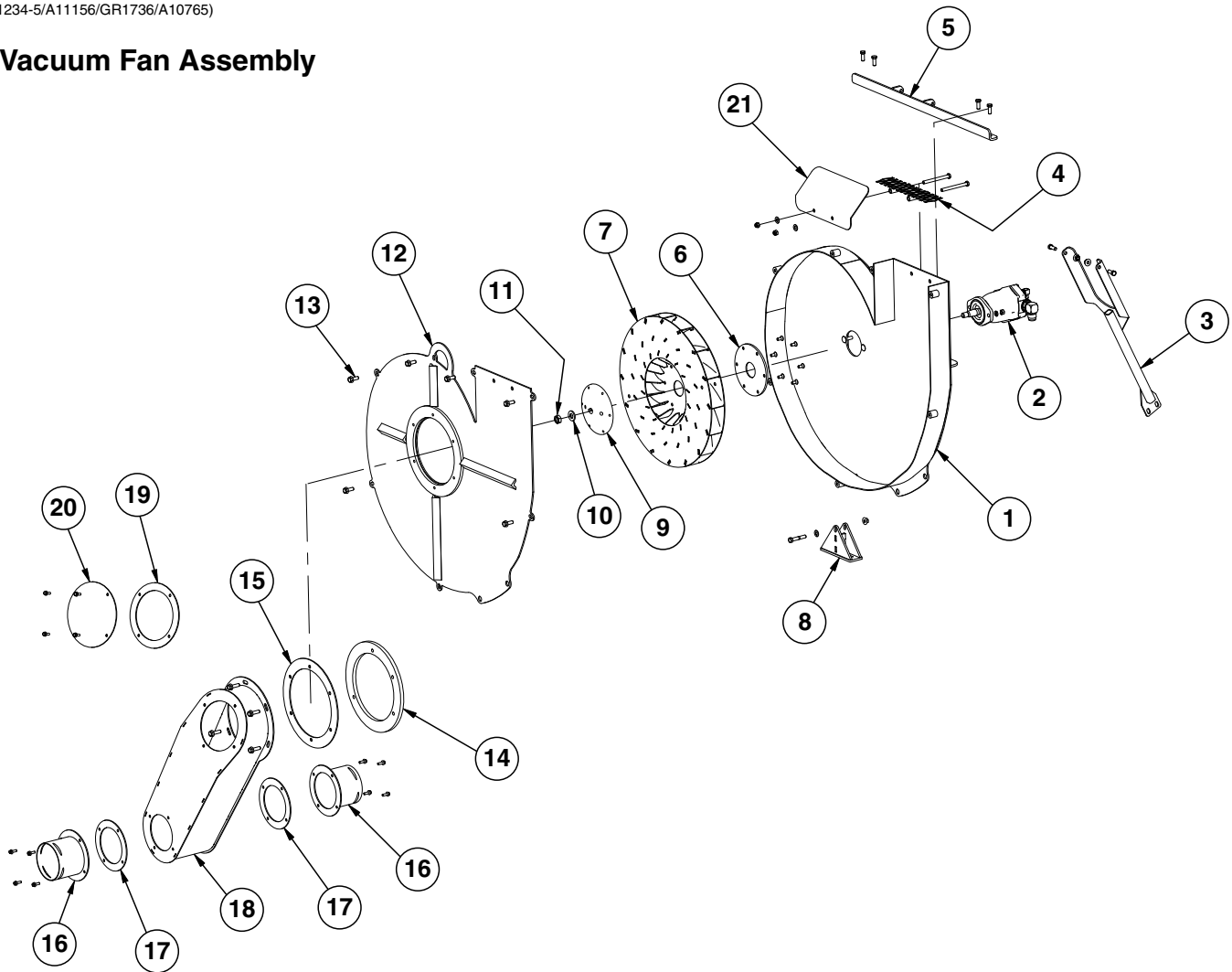
Continued on the next page.

ITEM	PART NO.	QTY.	DESCRIPTION
34	G10019	24-36	Hex Head Cap Screw, 5/16"-18 x 1"
	G10620	24-36	Serrated Flange Nut, 5/16"-18
35	GD26707-03	1	Manifold Rail, 38"
36	GD26707-04	2	Manifold Rail, 88", L.H. And R.H. Wing, 12 Row 30"
	GD26707-05	2	Manifold Rail, 148", L.H. And R.H. Wing, 16 Row 30"
37	GD11721	8-10	U-Bolt, 5" x 7" x 1/2"-13
	G10071	16-20	Serrated Flange Nut, 1/2"-13
38	G10676	-	Hose Clamp, No. 36, Stainless Steel
39	GD16194-01	-	Tube, 6 5/8" x 2"
40	GD14627	-	Coupler, 2"
41	G10755	2	Hex Head Cap Screw, 5/16"-18 x 3"
	GD2971-21	2	Sleeve
	G11386	2	Flat Washer, 5/16" SAE
	G10620	2	Serrated Flange Nut, 5/16"-18
42	GD20722	-	Wing Manifold Mount
43	G10071	8	Serrated Flange Nut, 1/2"-13
44	GD4743	4	U-Bolt, 3" x 3" x 1/2"-13
45	G10060	2	Hex Head Cap Screw, 5/16"-18 x 2 1/2"
	GD16959-03		Sleeve
	G11386		Flat Washer, 5/16" SAE
	G10620		Serrated Flange Nut, 5/16"-18

**This page left blank intentionally.**

(IP1234-5/A11156/GR1736/A10765)

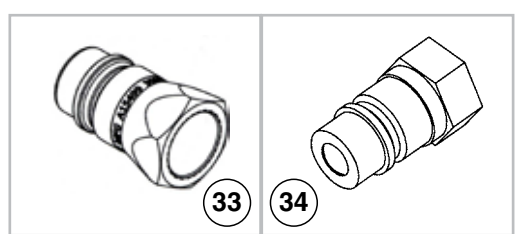
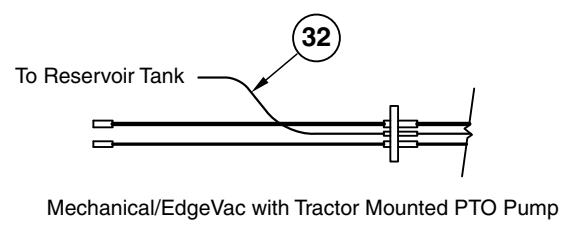
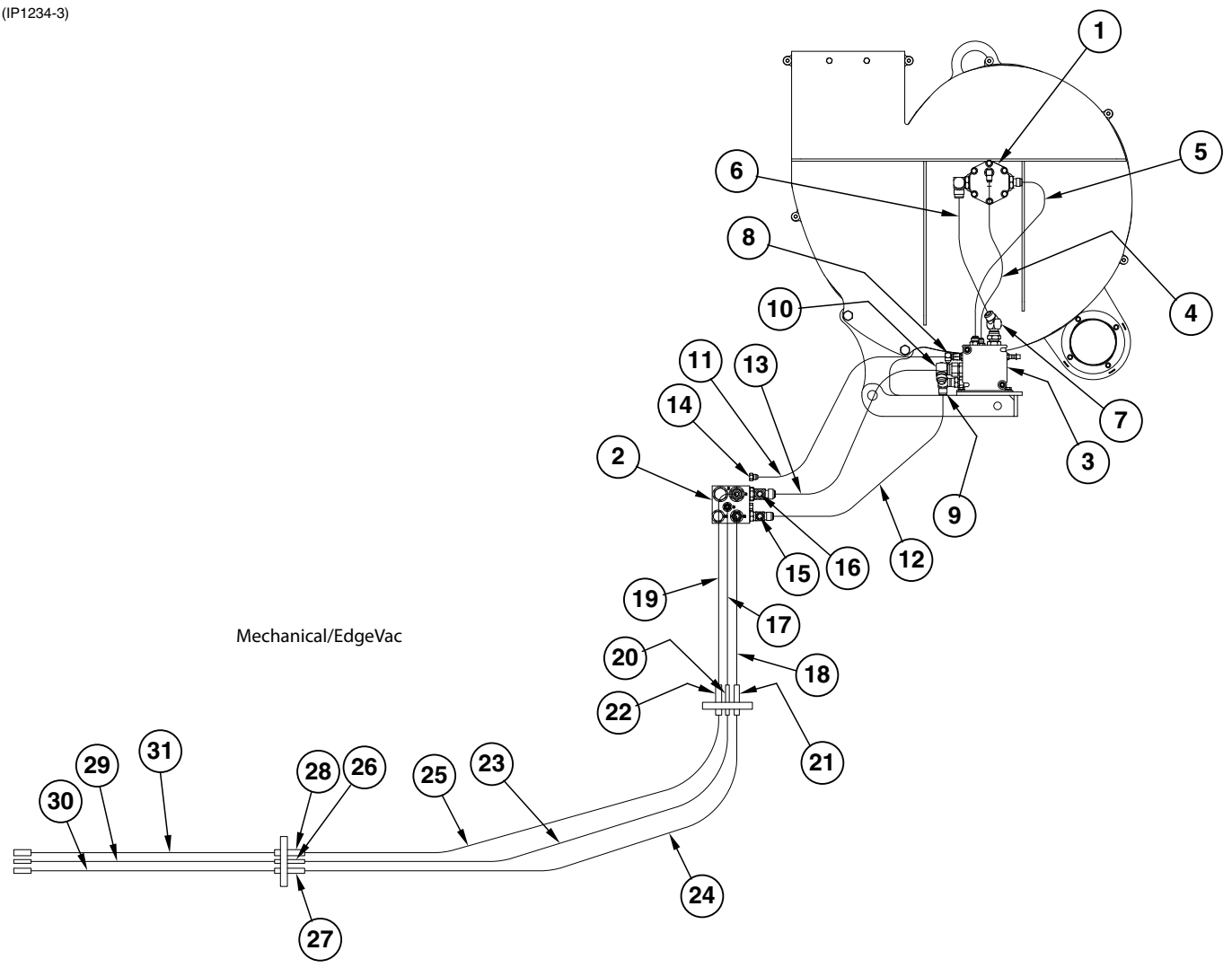
### Vacuum Fan Assembly





ITEM	PART NO.	QTY.	DESCRIPTION
1	GA13299	1	Shroud
2	---	-	<a href="#">See "Vacuum Fan Hydraulic Motor Assembly" on page P181</a>
	G10599	2	Carriage Bolt, 3/8"-16 x 1 1/4"
	G10229	2	Lock Washer, 3/8"
	G10101	2	Hex Nut, 3/8"-16
3	GA14378	1	EdgeVac Fan Strut
	G10001	2	Hex Head Cap Screw, 3/8"-16 x 1"
	G11091	2	Serrated Flange Nut, 3/8"-16
4	GA11987	1	Screen
	G10063	2	Hex Head Cap Screw, 3/8"-16 x 4"
	G11387	2	Flat Washer, 3/8" SAE
	G10108	2	Lock Nut, 3/8"-16
5	GA14396	1	Strut Mount
	G10001	4	Hex Head Cap Screw, 3/8"-16 x 1"
	G11091	4	Serrated Flange Nut, 3/8"-16
6	GD15789	1	Backing Plate
	G11133	6	Hex Socket Head Cap Screw, 5/16"-18 x 3/4", Grade 8
7	GA10635	1	Impeller
8	GA14386	1	EdgeVac Fan Mount
	G10164	1	Hex Head Cap Screw, 3/8"-16 x 2 1/4", Full Thread
	G11387	1	Flat Washer, 3/8" SAE
	G10622	1	Serrated Flange Nut, 3/8"-16
9	GD15790	1	Hub
10	G11391	1	Flat Washer, 5/8" SAE
11	G10499	1	Hex Jam Nut, 5/8"-18, Grade 2
12	GA13671	1	Fan Cover
13	G11124	6	Whiz Lock Bolt, 3/8"-18 x 1"
14	GD16839	1	Spacer, 1/2" x 12"
15	GD16992	1	Gasket, 1/8" x 11 7/8"
16	GA13667	2	Snorkel Flange
	G11166	8	Whiz Lock Bolt, 1/4"-20 x 3/4"
17	GD19460	2	Flange Seal, 4 Bolt
18	GA14387	1	Snorkel
	G11204	4	Flanged Whiz Lock Screw, 3/8"-16 x 1 1/4", Serrated
19	GD19470	1	Flange Seal, 4 Bolt
20	GD19469	1	Snorkel Access Cover
	G11166	4	Whiz Lock Bolt, 1/4"-20 x 3/4"
21	GD15863	1	Discharge Deflector
22	GA12812	-	Hall Effect Adapter
23	GA14847	1	Low Pressure Sensor (0-40 IN H <sub>2</sub> O) (Replaces GA12811)
	GD17151-20	-	Tubing, 1/4" x 10', (Only with GA14847)
	GD16324-01	-	Clear Plastic Tubing, 1/4" x 45"
	GA9964	-	Strain Relief
	G1K248	-	3-Pin Female Connector Kit (Black), Includes: (3) 3-Pin Female Housings, (9) Pin Contacts, (9) Seals
24	GR1736	1	Hose Barb, 1/8" Male NPT To Barb
25	GD21278	-	Reducing Tee, 3/16" x 1/8"
26	---	-	<a href="#">See "Center Pivot" on page P119</a>
27	GA10765	2	Analog Vacuum Gauge W/Hose Barb
	GR1777	-	Hose Barb, 3/16" x 1/8" NPT
28	GD15804	2	Mount
	G10108	2	Lock Nut, 3/8"-16
	G10001	2	Hex Head Cap Screw, 3/8"-16 x 1"
29	G11215	6	Hex Socket Head Cap Screw, No. 6-32 x 3/8", Grade 8
30	GD15849-02	1	Clear Tubing, 5/16" O.D. x 3/16" I.D. x 120"
31	GR1777	-	Hose Barb, 1/8" Male NPT To 3/16" Barb
32	GA10799	1	Breather, 1/8" Male NPT

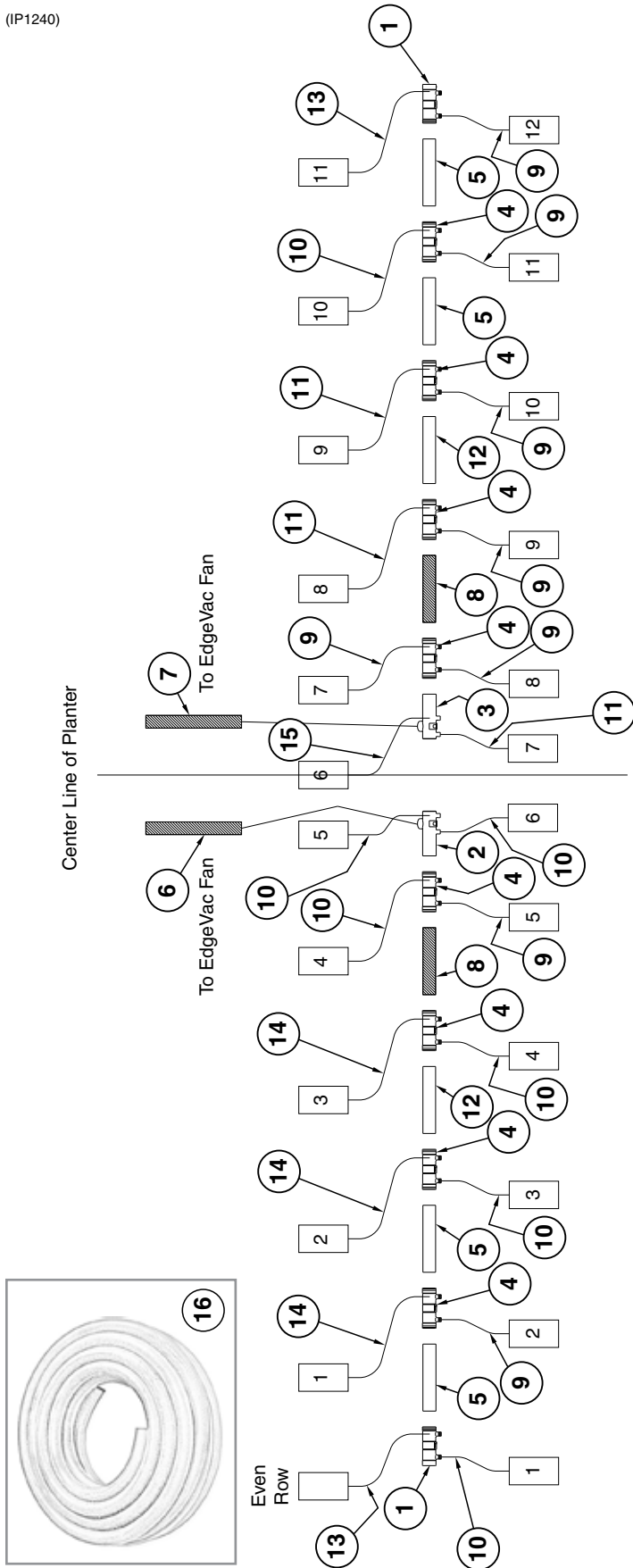
(IP1234-3)



ITEM	PART NO.	QTY.	DESCRIPTION
1	---	-	<a href="#">See "Vacuum Fan Hydraulic Motor Assembly" on page P181</a>
2	---	-	<a href="#">See "Valve Blocks - Located on R.H. Rear Center Frame" on page P173</a>
3	---	-	<a href="#">See "Vacuum Fan Motor Valve Block Assembly (Located Below Vacuum Fan Motor Assembly)" on page P182</a>
4	*A12002	1	Hose Assembly, 3/8" x 32"
5	*A1424	1	Hose Assembly, 1/2" x 30"
6	*A3381	1	Hose Assembly, 3/4" x 26"
7	G6502-12	1	Swivel Elbow, 45°, 1 1/16"-12 Male JIC To Female
8	G6500-06	1	Swivel Elbow, 90°, 9/16"-18 Male JIC To Female
9	G6500-10	1	Swivel Elbow, 90°, 7/8"-14 Male JIC To Female
10	G6701-12	1	Elbow, 90°, 1 1/16"-12 Male JIC To Female
11	*A12093	1	Hose Assembly, 3/8" x 58"
12	*A12753	1	Hose Assembly, 1/2" x 57"
13	*A11444	1	Hose Assembly, 5/8" x 59"
14	G6400-06	1	Connector W/O-Ring, 9/16"-18 Male JIC To O-Ring
	GR1045	-	O-Ring
15	G304-C-10	1	Cap Nut, 7/8"-14
16	G304-C-12	1	Cap Nut, 1 1/16"-12
17	*A12094	1	Hose Assembly, 3/8" x 73 "
18	*A1464	1	Hose Assembly, 1/2" x 72"
19	*A11443	1	Hose Assembly, 5/8" x 73"
20	G2700-06-06	1	Bulkhead Tube Union, 9/16"-18 Male JIC
	G306-06	1	Lock Nut, 9/16"-18
21	G2700-10	1	Bulkhead Tube Union, 7/8"-14 Male JIC
	G306-10	1	Lock Nut, 7/8"-14
22	G2700-12	1	Bulkhead Tube Union, 1 1/16"-12 Male JIC
	G306-12	1	Lock Nut, 1 1/16"-12
23	*A12096	1	Hose Assembly, 3/8" x 140", 12 Row 30" and 16 Row 30"
	*A15023	-	Hose Assembly, 3/8" x 154", 16 Row 7.5" Twin Row
24	*A12751	1	Hose Assembly, 1/2" x 142 1/2", 12 Row 30" and 16 Row 30"
	*A12774	-	Hose Assembly, 1/2" x 157", 16 Row 7.5" Twin Row
25	*A11442	1	Hose Assembly, 5/8" x 137 1/2", 12 Row 30" and 16 Row 30"
	*A11458	-	Hose Assembly, 5/8" x 152", 16 Row 7.5" Twin Row
26	G2702-06	1	Bulkhead Elbow, 45°, 9/16"-18 Male JIC
	G306-06	1	Lock Nut, 9/16"-18
27	G2702-10	1	Bulkhead Elbow, 45°, 7/8"-14 Male JIC
	G306-10	1	Lock Nut, 7/8"-14
28	G2702-12	1	Bulkhead Elbow, 45°, 1 1/16"-12 Male JIC
	G306-12	1	Lock Nut, 1 1/16"-12
29	*A12086	1	Hose Assembly, 3/8" x 206", 12 Row
	*A12087	-	Hose Assembly, 3/8" x 266", 16 Row
30	*A12754	1	Hose Assembly, 1/2" x 206", 12 Row
	*A8266	-	Hose Assembly, 1/2" x 268", 16 Row
31	*A11449	1	Hose Assembly, 5/8" x 206", 12 Row
	*A11450	-	Hose Assembly, 5/8" x 266", 16 Row
32	*A12092	-	Hose Assembly, 3/8" x 127", 12 Row
	*A12091	-	Hose Assembly, 3/8" x 187", 16 Row
33	GA15499	-	Special Pioneer Coupler, Zero Pressure Return
	GD25522	-	Hydraulic Tip Cover
34	GD4086	-	ISO Coupler

\* Hydraulic hose is not stocked by Kinze Repair Parts, but can be made available on a special order basis. Call for quote.

(IP1240)

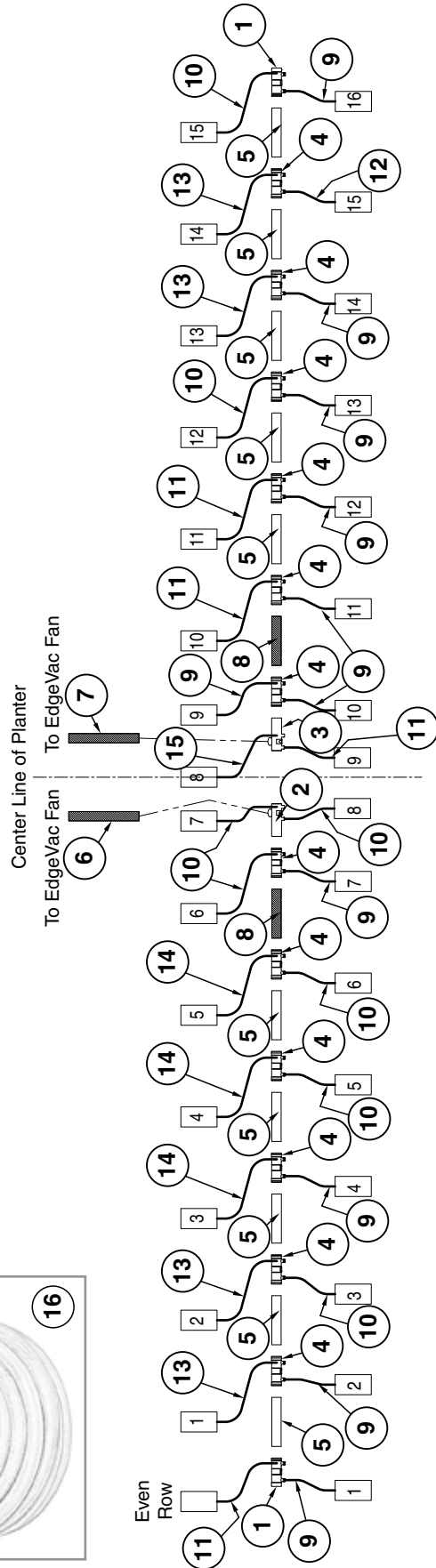


L.H. Side of Planter

R.H. Side of Planter

ITEM	PART NO.	QTY.	DESCRIPTION
1	GD15850	2	Manifold, 21" (Open One End)
2	GA18737	1	Manifold, 21 <sup>15/16</sup> "
3	GA18736	1	Manifold, 21 <sup>15/16</sup> "
4	GD15799	12	Manifold, 21" (Open Both Ends)
5	GD15856-03	10	Pipe, 6" x 11"
6	GD15867-02	1	Hose, 5" x 50"
	G11188	-	T-Bolt Clamp, 5/4"
7	GD15867-13	1	Hose, 5" x 64"
	G11188	-	T-Bolt Clamp, 5/4"
8	GD16317-01	2	Hose, 7" x 21"
9	GD15792-13	8	Hose, 2" x 50"
10	GD15792-06	7	Hose, 2" x 42"
11	GD15792-14	3	Hose, 2" x 46"
12	GD15856-04	2	Pipe, 6" x 6"
13	GD15792-24	2	Hose, 2" x 40"
14	GD15792-04	3	Hose, 2" x 36"
15	GD15792-11	1	Hose, 2" x 70"
16	GR1947	-	Bulk Fill Hose, 1" I.D. x 1 1/4" O.D. x 100'

(IP1241)

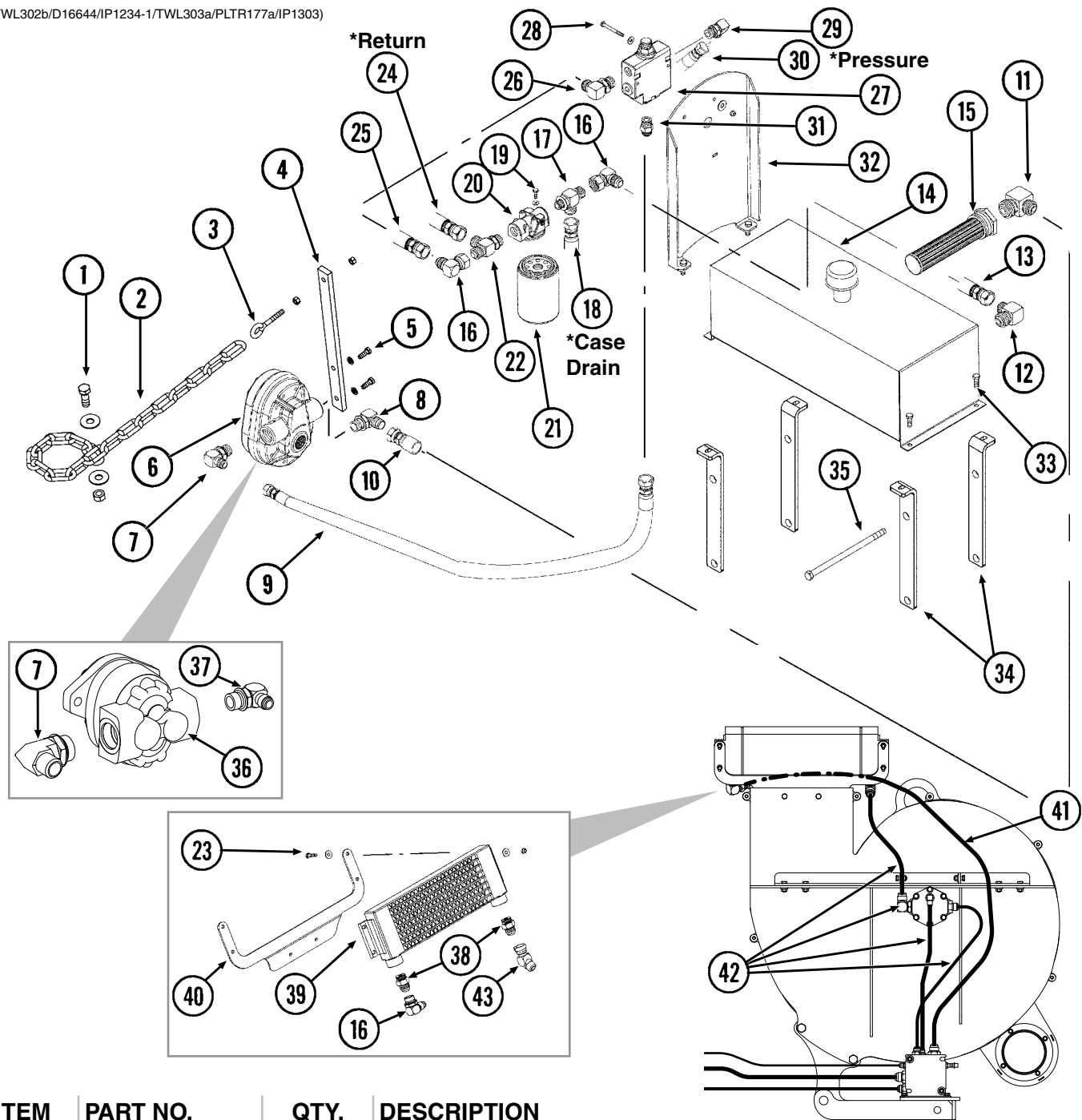


L.H. Side of Planter

R.H. Side of Planter

ITEM	PART NO.	QTY.	DESCRIPTION
1	GD15850	2	Manifold, 21" (Open One End)
2	GA18737	1	Manifold, 21 <sup>15/16</sup> "
3	GA18736	1	Manifold, 21 <sup>15/16</sup> "
4	GD15799	12	Manifold, 21" (Open Both Ends)
5	GD15856-03	10	Pipe, 6" x 11"
6	GD15867-02	1	Hose, 5" x 50"
	G11188	-	T-Bolt Clamp, 5/4"
7	GD15867-13	1	Hose, 5" x 64"
	G11188	-	T-Bolt Clamp, 5/4"
8	GD16317-01	2	Hose, 7" x 21"
9	GD15792-13	11	Hose, 2" x 50"
10	GD15792-06	8	Hose, 2" x 42"
11	GD15792-14	4	Hose, 2" x 46"
12	GD15792-22	1	Hose, 2" x 58"
13	GD15792-24	4	Hose, 2" x 40"
14	GD15792-04	3	Hose, 2" x 36"
15	GD15792-11	1	Hose, 2" x 70"
16	GR1947	-	Bulk Fill Hose, 1" I.D. x 1 1/4" O.D. x 100'

(TWL302b/D16644/IP1234-1/TWL303a/PLTR177a/IP1303)

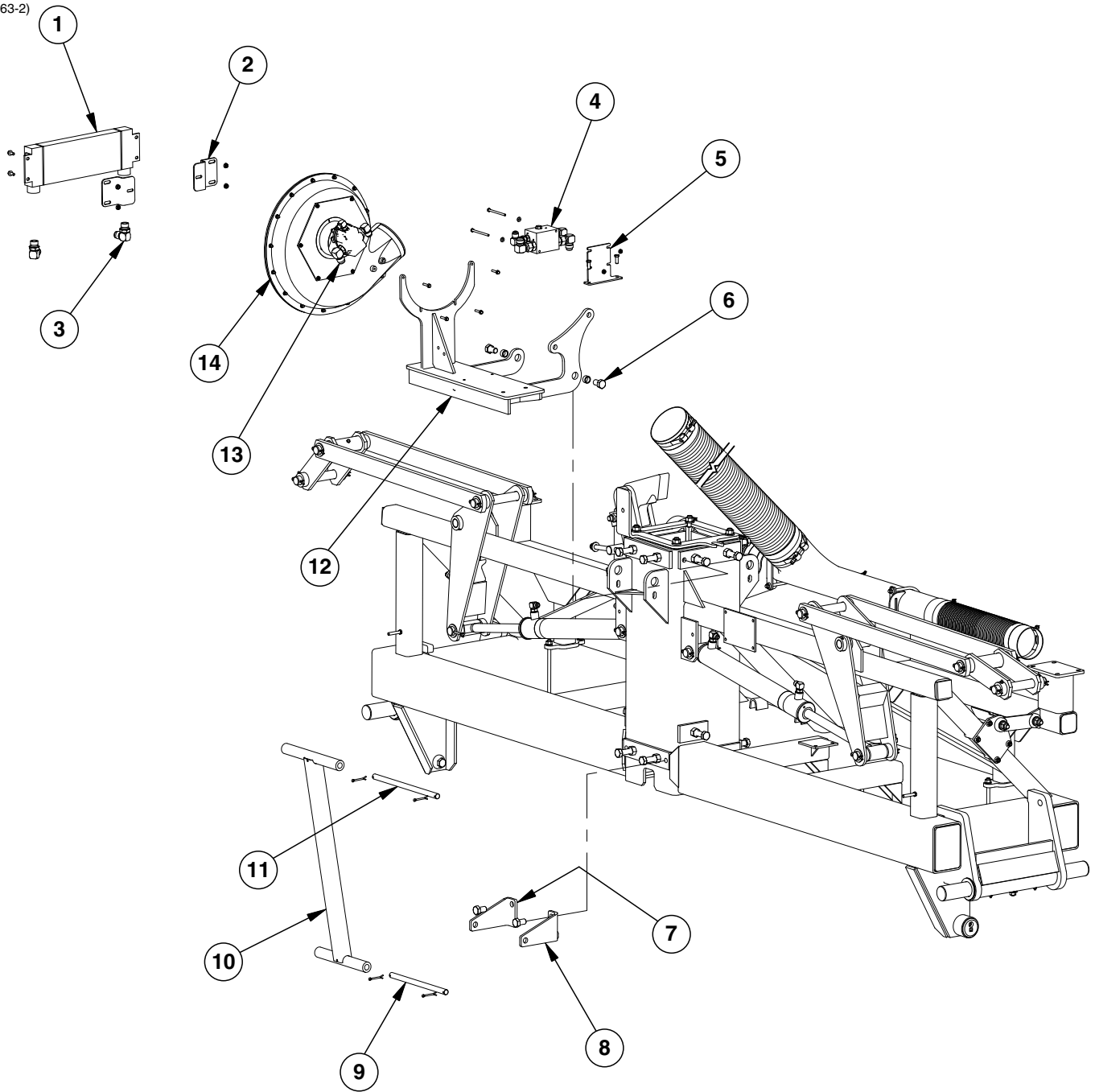


ITEM	PART NO.	QTY.	DESCRIPTION
1	G10005	1	Hex Head Cap Screw, 5/8"-11 x 1 3/4"
	G11391	2	Flat Washer, 5/8" SAE
	G10107	1	Lock Nut, 5/8"-11
2	G3302-09	1	Coil Chain, No. 9/0, 17 Links
3	GD16035	1	Eyebolt, 3/8"-16 x 4"
	G10101	2	Hex Nut, 3/8"-16
4	GD16036	1	Anti-Rotation Bracket
5	G10001	2	Hex Head Cap Screw, 3/8"-16 x 1"
	G10229	2	Lock Washer, 3/8"
6	GA10919	1	PTO Pump (1 3/8" Spline)
7	G6801-10-12	1	Elbow W/O-Ring, 90°, 7/8"-14 Male JIC To 1 1/16"-12 O-Ring
	GR1467	-	O-Ring

ITEM	PART NO.	QTY.	DESCRIPTION
8	G6801-16 GR1786	1 -	Elbow W/O-Ring, 90°, 1½"-12 Female JIC To O-Ring O-Ring
9	*A1464	1	Hose Assembly, ½" x 72"
10	*A6201	1	Hose Assembly, 1" x 72"
11	G2501-16-20	1	Elbow, 90°, 1½"-12 Male JIC To 1¼" NPT
12	G2501-12-16	1	Elbow, 90°, 1½"-12 Male JIC To 1" NPT
13	*A3371	1	Hose Assembly, ¾" x 25"
14	GA12802 GR1834	1 -	Reservoir W/Breather, 10 Gallon Breather
15	GD16040	1	Strainer
16	G6500-12	2	Swivel Elbow, 90°, 1½"-12 Male JIC To Female
17	G6804-12-12-08 GR1467	1 -	Adjustable Tee W/O-Ring, 1½"-12 Male JIC To 1½"-12 Male O-Ring To ¾"-16 O-Ring
18	*A1105 *A7607	- -	Hose Assembly, ¼" x 125", 12 Row 30" Hose Assembly, ¼" x 187", 16 Row 30"
19	G10023 G10227	2 2	Hex Head Cap Screw, ¼"-20 x ¾" Lock Washer, ¼"
20	GD16038	1	Filter Head
21	GD16037	1	Oil Filter, 10 Micron
22	G6804-12 GR1467	1 -	Adjustable Tee W/O-Ring, 1½"-12 Male JIC To O-Ring O-Ring
23	G10171 G11386 G10109	4 8 4	Hex Head Cap Screw, ⅝"-18 x 1¼" Flat Washer, ⅝" SAE Lock Nut, ⅝"-18, Grade 8
24	*A12929 *A12928	- -	Hose Assembly, ¾" x 127", 12 Row 30" Hose Assembly, ¾" x 187", 16 Row 30"
25	*A3351	1	Hose Assembly, ¾" x 20"
26	G6801-12-10 GR1466	1 -	Elbow W/O-Ring, 90°, 1½"-12 Male JIC To ⅞"-14 O-Ring O-Ring
27	GA10918	1	Flow Control Valve
28	G10403 G11385 G10110	2 4 2	Hex Head Cap Screw, ¼"-20 x 2½" Flat Washer, ¼" SAE Lock Nut, ¼"-20, Grade 8
29	G6801-10 GR1466	1 -	Elbow W/O-Ring, 90°, ⅞"-14 Male JIC To O-Ring O-Ring
30	*A12758 *A12757	- -	Hose Assembly, ½" x 135", 12 Row 30" Hose Assembly, ½" x 195", 16 Row 30"
31	G6400-10 GR1466	1 -	Connector W/O-Ring, ⅞"-14 Male JIC To O-Ring O-Ring
32	GA11523	1	Mounting Bracket
33	G10001 G11387 G10108	2 4 4	Hex Head Cap Screw, ⅜"-16 x 1" Flat Washer, ⅜" SAE Lock Nut, ⅜"-16
34	GD16644	4	Bracket, 14½"
35	G11158 G10228 G10102	4 4 4	Hex Head Cap Screw, ½"-13 x 11½" Lock Washer, ½" Hex Nut, ½"-13
36	GA14446 GR2025	- -	PTO Pump (1⅜" or 1¾" Spline) Seal Kit
37	G6801-16-20 GR1786	- -	Elbow W/O-Ring, 90°, 1½"-12 Female JIC To O-Ring O-Ring
38	G6400-12 GR1467	2 -	Connector W/O-Ring, 1½"-12 Male JIC To O-Ring O-Ring
39	GA10917	1	Oil Cooler
40	GD16608	1	Bracket
41	*A3363	-	Hose Assembly, ¾" x 60"
42	---	-	<a href="#">See "Vacuum Fan Hydraulic Components" on page P67</a>
43	G6502-12	1	Swivel Elbow, 45°, 1½"-12 Male JIC To Female

\* Hydraulic hose is not stocked by Kinze Repair Parts, but can be made available on a special order basis. Call for quote.

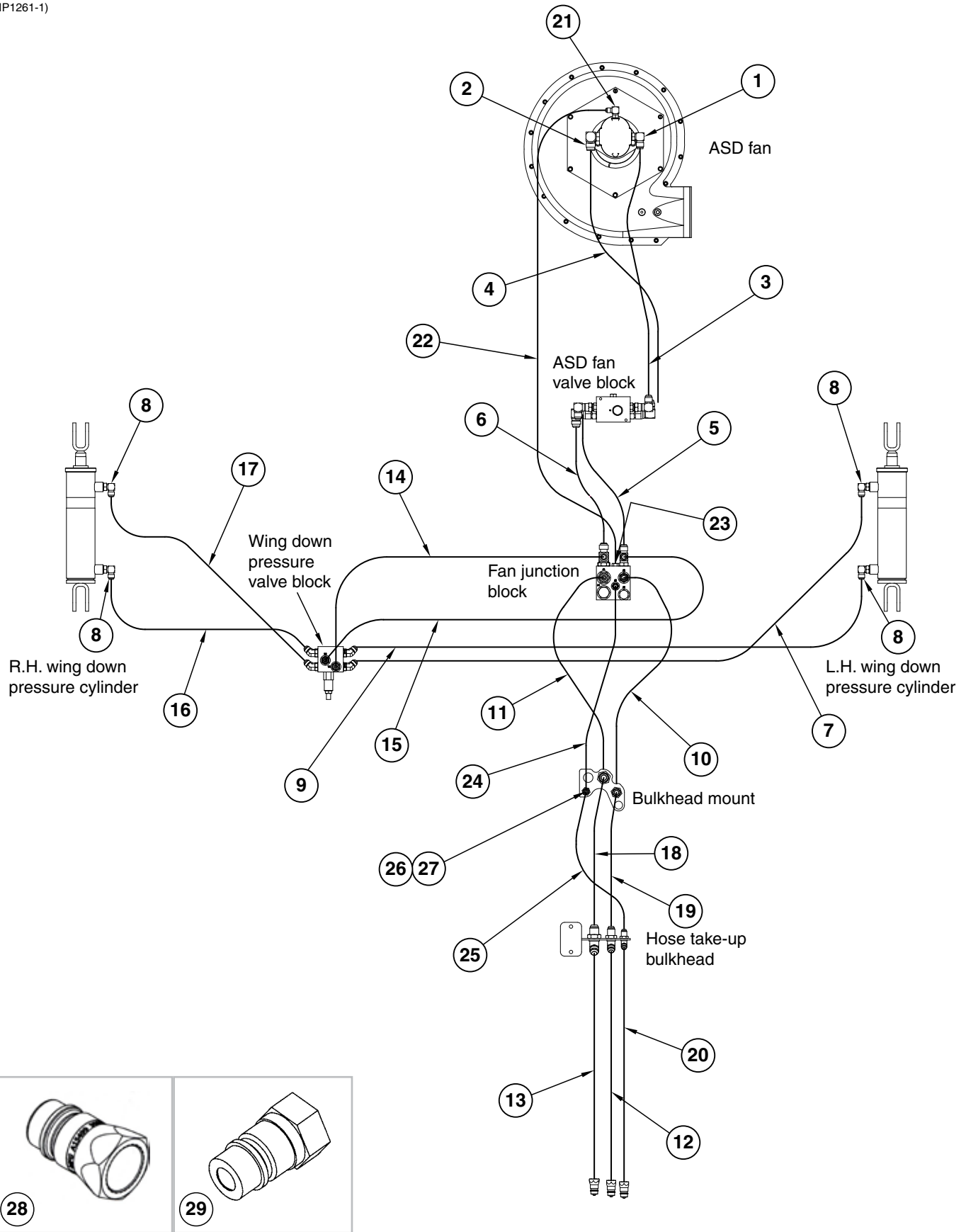
(IP1263-2)





ITEM	PART NO.	QTY.	DESCRIPTION
1	GA10917	1	Hydraulic Oil Cooler
	G10961	4	Flanged Whiz Lock Screw, $\frac{5}{16}$ "-18 x $\frac{3}{4}$ ", No Serration
	G10620	4	Serrated Flange Nut, $\frac{5}{16}$ "-18
2	GD19225	2	Cooler Mount Bracket
3	G6801-12	2	Elbow W/O-Ring, 90°, $1\frac{1}{16}$ "-12 Male JIC To O-Ring
4	---	-	<a href="#">See "ASD Fan Valve Block" on page P183</a>
	G10162	2	Hex Head Cap Screw, $\frac{1}{4}$ "-20 x $3\frac{1}{4}$ "
	G11385	2	Flat Washer, $\frac{1}{4}$ " SAE
	G10621	2	Serrated Flange Nut, $\frac{1}{4}$ "-20
5	GD20591	1	ASD Hydraulic Block Mount
	G10001	2	Hex Head Cap Screw, $\frac{3}{8}$ "-16 x 1"
6	G10156	2	Hex Head Cap Screw, $\frac{3}{4}$ "-10 x $1\frac{1}{4}$ "
	GD20539	2	Bushing
7	GA14385	1	Strut Mount, L.H.
	G10156	1	Hex Head Cap Screw, $\frac{3}{4}$ "-10 x $1\frac{1}{4}$ "
8	GA14384	1	Strut Mount, R.H.
	G10156	1	Hex Head Cap Screw, $\frac{3}{4}$ "-10 x $1\frac{1}{4}$ "
9	GD20534	1	Lower Strut Pin
	G10462	2	Cotter Pin, $\frac{3}{16}$ " x 2"
10	GA14383	1	Fan Strut Mount
11	GD20518	1	Upper Strut Pin
	G10462	2	Cotter Pin, $\frac{3}{16}$ " x 2"
12	GA14382	1	Fan Mount
	G11337	4	Hex Serrated Flange Cap Screw, $\frac{1}{4}$ "-20 x $1\frac{1}{4}$ "
13	G6801-12-10	1	Elbow W/O-Ring, 90°, $1\frac{1}{16}$ "-12 Male JIC To $\frac{7}{8}$ "-14 O-Ring
	G6801-10	1	Elbow W/O-Ring, 90°, $\frac{7}{8}$ "-14 Male JIC To O-Ring
	GR1466	-	O-Ring
14	---	-	<a href="#">See "ASD Fan System" on page P79</a>

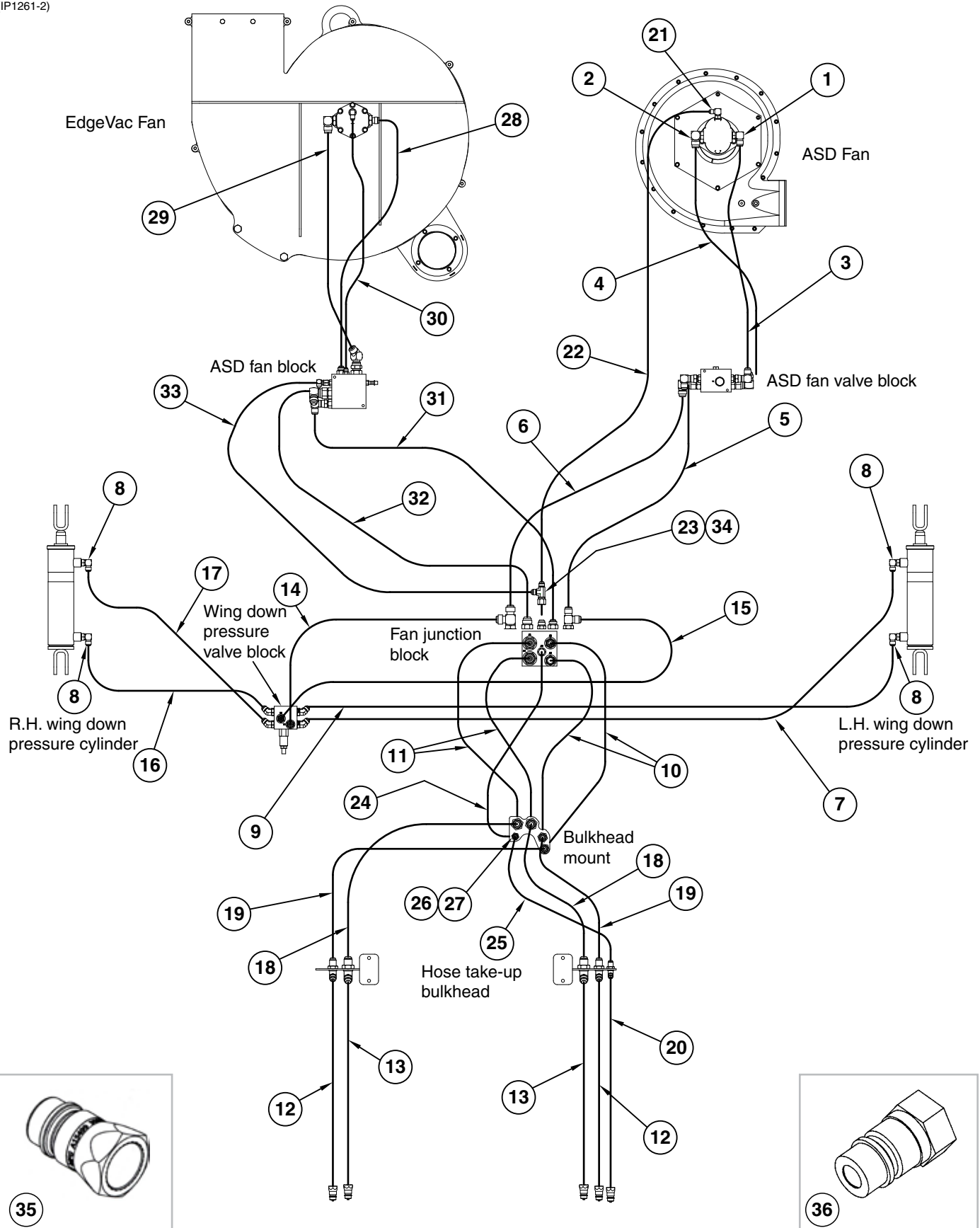
(IP1261-1)



ITEM	PART NO.	QTY.	DESCRIPTION
1	G6801-12 GR1467	1 -	Elbow W/O-Ring, 90°, 1 <sup>1</sup> / <sub>16</sub> "-12 Male JIC To O-Ring O-Ring
2	G6801-10-12 GR1037	1 -	Elbow W/O-Ring, 90°, 7 <sup>8</sup> / <sub>8</sub> "-14 Male JIC To 1 <sup>1</sup> / <sub>16</sub> "-12 O-Ring O-Ring
3	*A12755	1	Hose Assembly, 1/2" x 44"
4	*A11447	1	Hose Assembly, 5/8" x 45"
5	*A8221	1	Hose Assembly, 1/2" x 76"
6	*A11445	1	Hose Assembly, 5/8" x 70"
7	*A3117	1	Hose Assembly, 3/8" x 176"
8	G6801-08 GR1037	4 -	Elbow W/O-Ring, 90°, 3/4"-16 Male JIC To O-Ring O-Ring
9	*A12076	1	Hose Assembly, 3/8" x 165"
10	*A1464	1	Hose Assembly, 1/2" x 72"
11	*A11443	1	Hose Assembly, 5/8" x 73"
12	*A12754 *A8266	1 -	Hose Assembly, 1/2" x 206", 12 Row Hose Assembly, 3/4" x 268", 16 Row
13	*A11449 *A11450	1 -	Hose Assembly, 5/8" x 206", 12 Row Hose Assembly, 5/8" x 266", 16 Row
14	*A12752	1	Hose Assembly, 1/2" x 23"
15	*A12085	1	Hose Assembly, 3/8" x 26"
16	*A3158	1	Hose Assembly, 3/8" x 46"
17	*A1021	1	Hose Assembly, 3/8" x 56"
18	*A11442 *A11458	1 -	Hose Assembly, 5/8" x 137 <sup>1</sup> / <sub>2</sub> ", 12 Row 30" and 16 Row 30" Hose Assembly, 5/8" x 152", 16 Row 7.5" Twin Row
19	*A12751 *A12774	1 -	Hose Assembly, 1/2" x 142 <sup>1</sup> / <sub>2</sub> ", 12 Row 30" and 16 Row 30" Hose Assembly, 1/2" x 157", 16 Row 7.5" Twin Row
20	*A12086 *A12087	1 -	Hose Assembly, 3/8" x 206", 12 Row Hose Assembly, 3/8" x 266", 16 Row
21	G6801-06 GR1045	1 -	Elbow W/O-Ring, 90°, 9/16"-18 Male JIC To O-Ring O-Ring
22	*A12095	1	Hose Assembly, 3/8" x 80"
23	G6400-06 GR1045	1 -	Connector W/O-Ring, 9/16"-18 Male JIC To O-Ring O-Ring
24	*A12094	1	Hose Assembly, 3/8" x 73"
25	*A12096 *A15023	1 -	Hose Assembly, 3/8" x 140", 12 Row 30" and 16 Row 30" Hose Assembly, 3/8" x 154", 16 Row 7.5" Twin Row
26	G306-06	1	Lock Nut, 9/16"-18
27	G2700-06-06	1	Bulkhead Tube Union, 9/16"-18 Male JIC
28	GA15499 GD25522	- -	Special Pioneer Coupler, Zero Pressure Return Hydraulic Tip Cover
29	G4086	-	ISO Coupler

\* Hydraulic hose is not stocked by Kinze Repair Parts, but can be made available on a special order basis. Call for quote.

(IP1261-2)

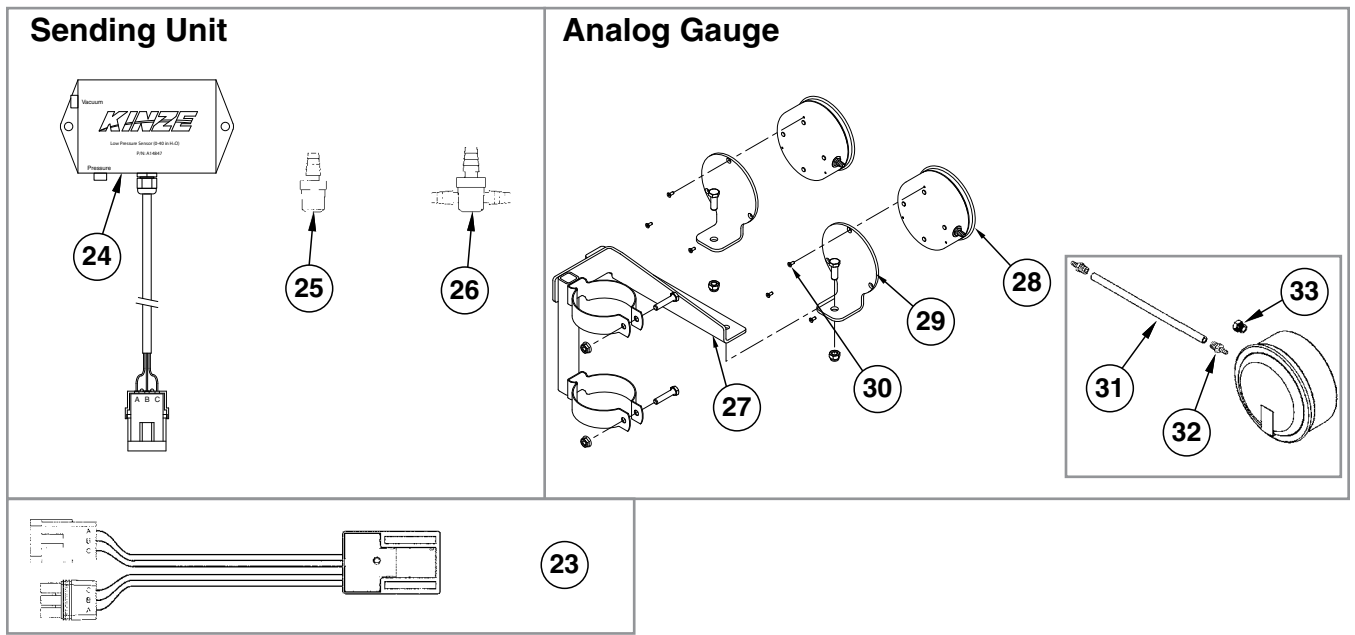
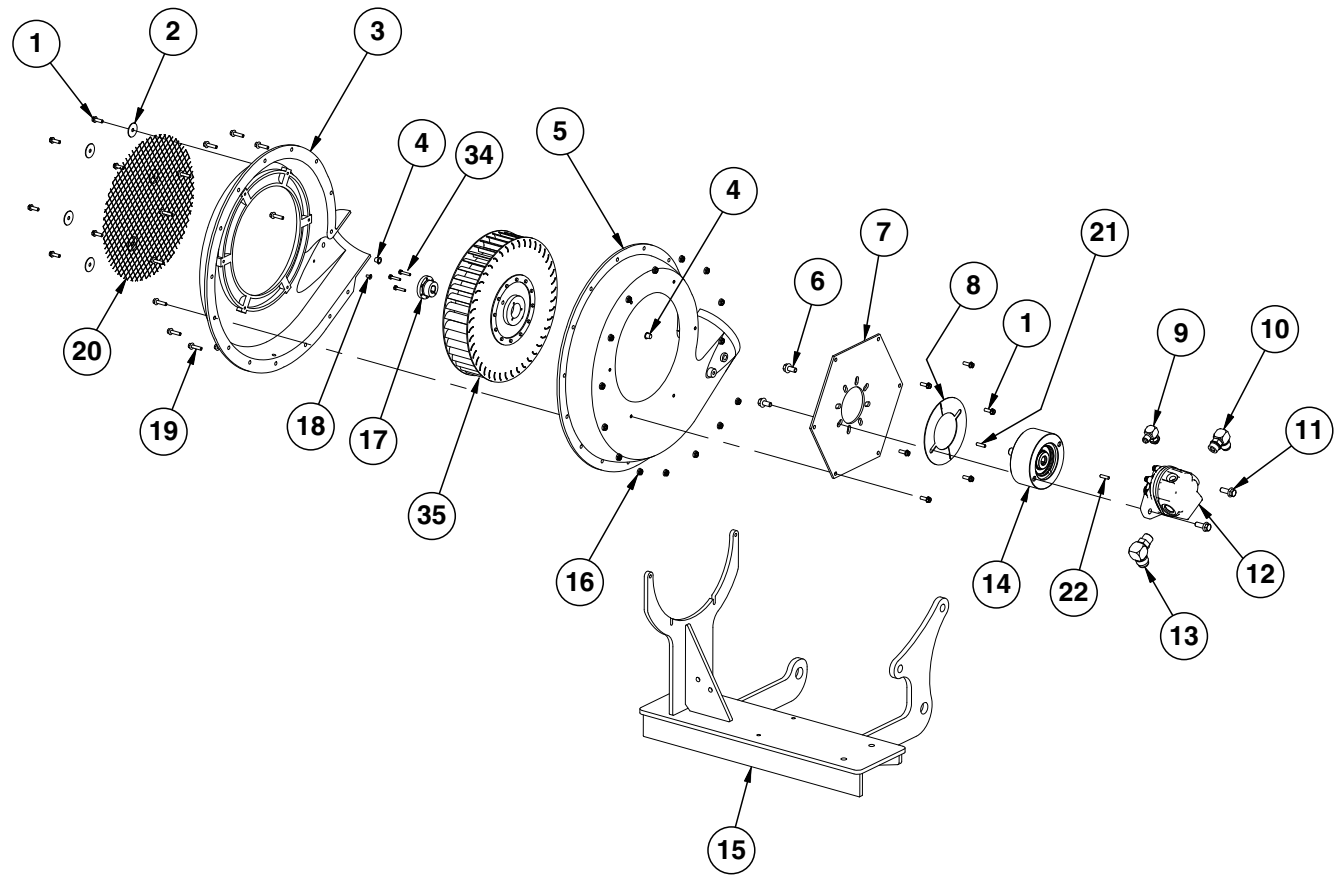


ITEM	PART NO.	QTY.	DESCRIPTION
1	G6801-12 GR1467	1 -	Elbow W/O-Ring, 90°, 1 <sup>1</sup> / <sub>16</sub> "-12 Male JIC To O-Ring O-Ring
2	G6801-10-12 GR1037	1 -	Elbow W/O-Ring, 90°, 7 <sup>8</sup> / <sub>16</sub> "-14 Male JIC To 1 <sup>1</sup> / <sub>16</sub> "-12 O-Ring O-Ring
3	*A12755	1	Hose Assembly, 1/2" x 44"
4	*A11447	1	Hose Assembly, 5/8" x 45"
5	*A8221	1	Hose Assembly, 1/2" x 76"
6	*A11445	1	Hose Assembly, 5/8" x 70"
7	*A3117	1	Hose Assembly, 3/8" x 176"
8	G6801-08 GR1037	4 -	Elbow W/O-Ring, 90°, 3/4"-16 Male JIC To O-Ring O-Ring
9	*A12076	1	Hose Assembly, 3/8" x 165"
10	*A1464	2	Hose Assembly, 1/2" x 72"
11	*A11443	2	Hose Assembly, 5/8" x 73"
12	*A12754 *A8266	2 -	Hose Assembly, 1/2" x 206", 12 Row Hose Assembly, 3/4" x 268", 16 Row
13	*A11449 *A11450	2 -	Hose Assembly, 5/8" x 206", 12 Row Hose Assembly, 5/8" x 266", 16 Row
14	*A12752	1	Hose Assembly, 1/2" x 23"
15	*A12085	1	Hose Assembly, 3/8" x 26"
16	*A3158	1	Hose Assembly, 3/8" x 46"
17	*A1021	1	Hose Assembly, 3/8" x 56"
18	*A11442 *A11458	1 -	Hose Assembly, 5/8" x 137 <sup>1</sup> / <sub>2</sub> ", 12 Row 30" and 16 Row 30" Hose Assembly, 5/8" x 152", 16 Row 7.5" Twin Row
19	*A12751 *A12774	1 -	Hose Assembly, 1/2" x 142 <sup>1</sup> / <sub>2</sub> ", 12 Row 30" and 16 Row 30" Hose Assembly, 1/2" x 157", 16 Row 7.5" Twin Row
20	*A12086 *A12087	1 -	Hose Assembly, 3/8" x 206", 12 Row Hose Assembly, 3/8" x 266", 16 Row
21	G6801-06 GR1045	1 -	Elbow W/O-Ring, 90°, 9/16"-18 Male JIC To O-Ring O-Ring
22	*A12095	1	Hose Assembly, 3/8" x 80"
23	G6400-06 GR1045	1 -	Connector W/O-Ring, 9/16"-18 Male JIC To O-Ring O-Ring
24	*A12094	1	Hose Assembly, 3/8" x 73"
25	*A12096 *A15023	1 -	Hose Assembly, 3/8" x 140", 12 Row 30" and 16 Row 30" Hose Assembly, 3/8" x 154", 16 Row 7.5" Twin Row
26	G306-06	1	Lock Nut, 9/16"-18
27	G2700-06-06	1	Bulkhead Tube Union, 9/16"-18 Male JIC
28	*A1424	1	Hose Assembly, 1/2" x 30"
29	*A3381	1	Hose Assembly, 3/4" x 26"
30	*A12002	1	Hose Assembly, 3/8" x 32"
31	*A12753	1	Hose Assembly, 1/2" x 57"
32	*A11444	1	Hose Assembly, 5/8" x 59"
33	*A12093	1	Hose Assembly, 3/8" x 58"
34	G6602-06	1	Swivel Tee, 9/16"-18 JIC
35	GA15499 GD25522	- -	Special Pioneer Coupler, Zero Pressure Return Hydraulic Tip Cover
36	G4086	-	ISO Coupler

\* Hydraulic hose is not stocked by Kinze Repair Parts, but can be made available on a special order basis. Call for quote.

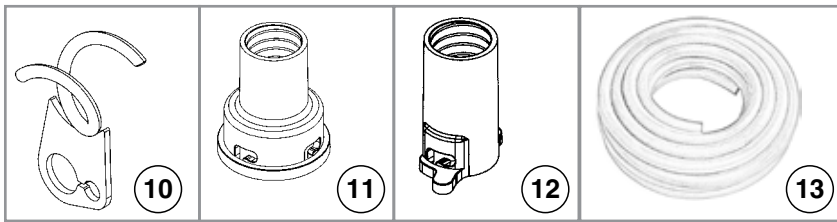
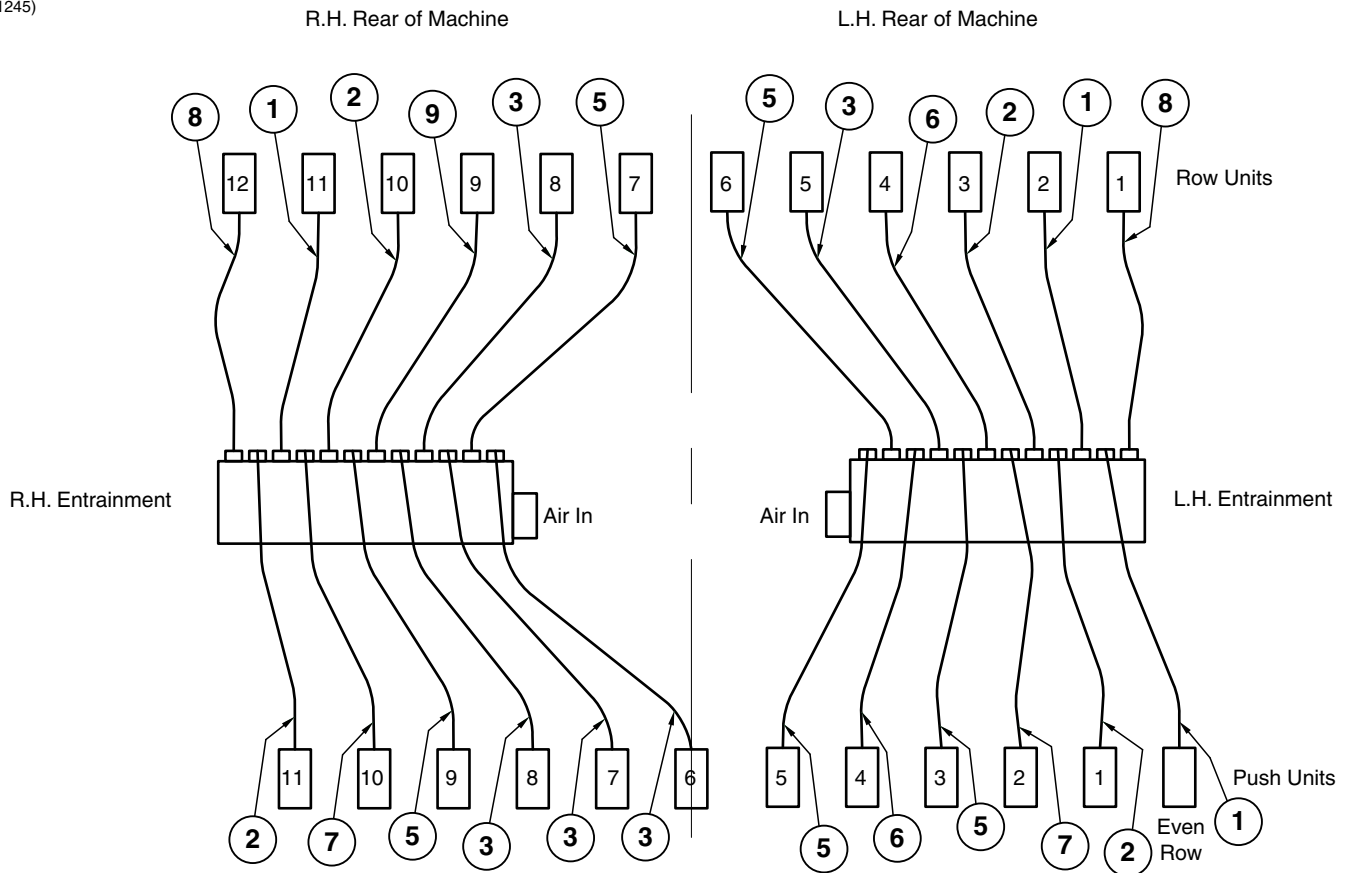
(IP1242)

ASD Fan Assembly



ITEM	PART NO.	QTY.	DESCRIPTION
1	GR1976	12	Hex Flange Self Tapping Screw, ¼" x ¾"
2	GR1977	6	Fender Washer, ¼"
3	GR1965	2	Non-Flanged Outer Case
4	GR1979	2	Plastic Plug, 7/16"
5	GR1966	2	Non-Flanged Inner Case
6	G11123	2	Hex Serrated Flange Cap Screw, 3/8"-16 x ¾"
7	GR1969	1	Backing Plate
8	GR1968	1	Cover Plate
9	G6801-06 GR1045	1 -	Elbow W/O-Ring, 90°, 9/16"-18 Male JIC To O-Ring O-Ring
10	G6801-10 GR1466	1 -	Elbow W/O-Ring, 90°, 7/8"-14 Male JIC To O-Ring O-Ring
11	G11124	2	Hex Serrated Flange Cap Screw, 3/8"-16 x 1"
12	GA14574	1	Hydraulic Motor
13	G6801-12-10 GR1466	1 -	Elbow W/O-Ring, 90°. 1 1/16"-12 Male JIC To 7/8"-14 O-Ring O-Ring
14	GA15452	1	Overhung Load Adapter
15	GA14382	1	Fan Mount
16	G10621	15	Serrated Flange Nut, ¼"-20
17	GR1961	1	Bushing, 5/8"
18	GR1978	1	Plastic Plug, ¼"
19	G11409	15	Hex Serrated Flanged Cap Screw, ¼"-20 x 1"
20	GR1967	1	Screen
21	GD21300	1	Key Stock, 3/16" x 3/4"
22	GR2000	1	Hydraulic Motor Key
23	GA12812	-	Hall Effect Adapter
24	GA14847 GD16324-01 GA9964 G1K248	1 - - -	Low Pressure Sensor (0-40 IN H <sub>2</sub> O) (Replaces GA14116) Clear Plastic Tubing, ¼" x 45" Strain Relief 3-Pin Female Connector Kit (Black), Includes: (3) 3-Pin Female Housings, (9) Pin Contacts, (9) Seals
25	GR1736	1	Hose Barb, 1/8" Male NPT To Barb
26	GD21278	-	Reducing Tee, 3/16" x 1/8"
27	---	-	<a href="#">See "Center Pivot" on page P119</a>
28	GA10765 GR1777	2 -	Analog Vacuum Gauge W/Hose Barb Hose Barb, 3/16" x 1/8" NPT
29	GD15804 G10108 G10001	2 2 2	Mount Lock Nut, 3/8"-16 Hex Head Cap Screw, 3/8"-16 x 1"
30	G11215	6	Hex Socket Head Cap Screw, No. 6-32 x 3/8", Grade 8
31	GD15849-02	1	Clear Tubing, 5/16" O.D. x 3/16" I.D. x 120"
32	GA10765 GR1777	1 -	Analog Vacuum Gauge W/Hose Barb Hose Barb, 1/8" Male NPT To 3/16" Barb
33	GA10799	1	Breather, 1/8" Male NPT
34	G11518 G10243	3 3	Hex Head Machine Screw, #10-24 x 1" Washer, No. 10 SAE
35	GR2109	-	Impeller
A	GA14572	-	ASD Fan Assembly (Non-Flanged) (Items 1-5, 7-8, 16, and 18-20)
B	GR1960	-	Hydraulic Motor Seal Kit
C	GR2179	-	Motor Seal Kit (Shaft)

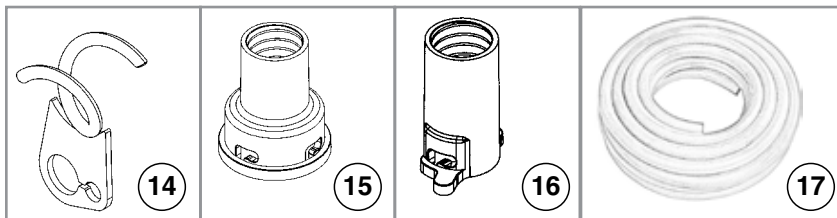
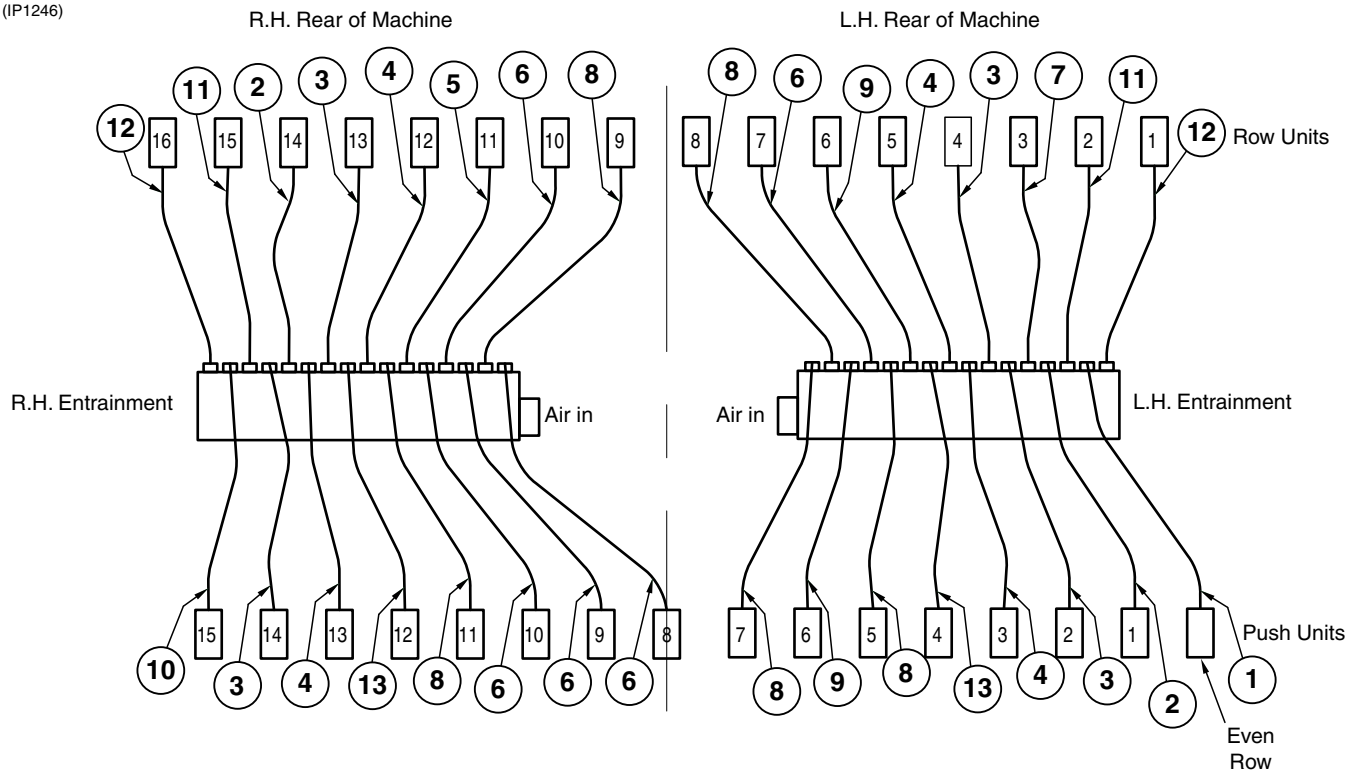
(IP1245)



ITEM	PART NO.	QTY.	DESCRIPTION
1	GA13802	3	Hose Assembly, 1 1/4" x 161"
2	GA13803	4	Hose Assembly, 1 1/4" x 133"
3	GA13805	5	Hose Assembly, 1 1/4" x 71"
4	GA13801	1	Hose Assembly, 1 1/4" x 192"
5	GA13807	5	Hose Assembly, 1 1/4" x 82"
6	GA13808	2	Hose Assembly, 1 1/4" x 93"
7	GA13824	2	Hose Assembly, 1 1/4" x 103"
8	GA13801	1	Hose Assembly, 1 1/4" x 192"
9	GA13804	1	Hose Assembly, 1 1/4" x 101"
10	GA14593	-	Hose Holder (Used on Rows 1 and 12)
11	GB0425	-	Dissipator Quick Coupler
12	GB0429	-	Seed Entrainer Quick Coupler
13	GR1947	-	Bulk Fill Hose, 1" I.D. x 1 1/4" O.D. x 100'

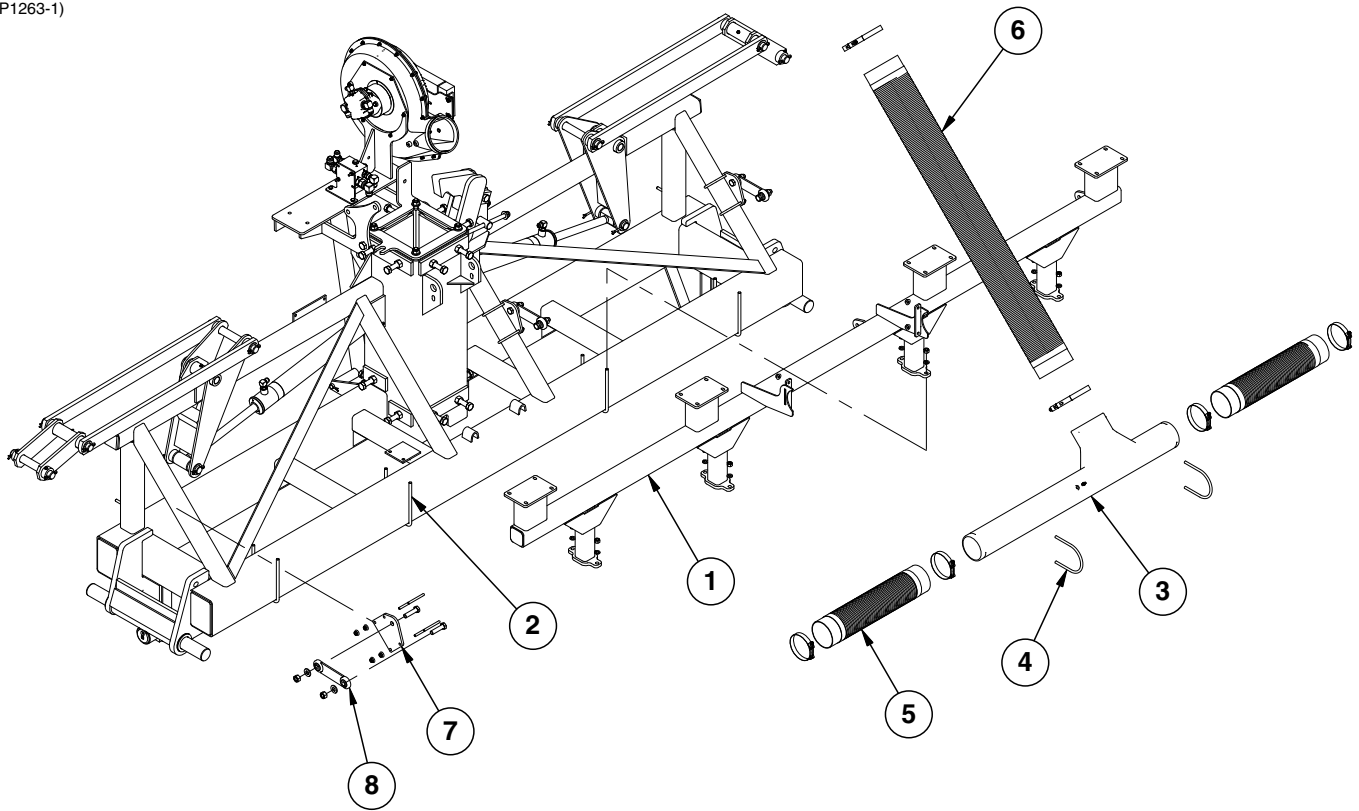


(IP1246)



ITEM	PART NO.	QTY.	DESCRIPTION
1	GA13800	1	Hose Assembly, 1 1/4" x 218"
2	GA13801	2	Hose Assembly, 1 1/4" x 192"
3	GA13802	4	Hose Assembly, 1 1/4" x 161"
4	GA13803	4	Hose Assembly, 1 1/4" x 133"
5	GA13804	1	Hose Assembly, 1 1/4" x 101"
6	GA13805	5	Hose Assembly, 1 1/4" x 71"
7	GA13826	1	Hose Assembly, 1 1/4" x 176"
8	GA13807	5	Hose Assembly, 1 1/4" x 82"
9	GA13808	2	Hose Assembly, 1 1/4" x 93"
10	GA13809	1	Hose Assembly, 1 1/4" x 205"
11	GA13810	2	Hose Assembly, 1 1/4" x 225"
12	GA13817	2	Hose Assembly, 1 1/4" x 246"
13	GA13824	2	Hose Assembly, 1 1/4" x 103"
14	GA14593	-	Hose Holder (Used on Rows 1, 2, 15, and 16)
15	GB0425	-	Dissipator Quick Coupler
16	GB0429	-	Seed Entrainer Quick Coupler
17	GR1947	-	Bulk Fill Hose, 1" I.D. x 1 1/4" O.D. x 100'

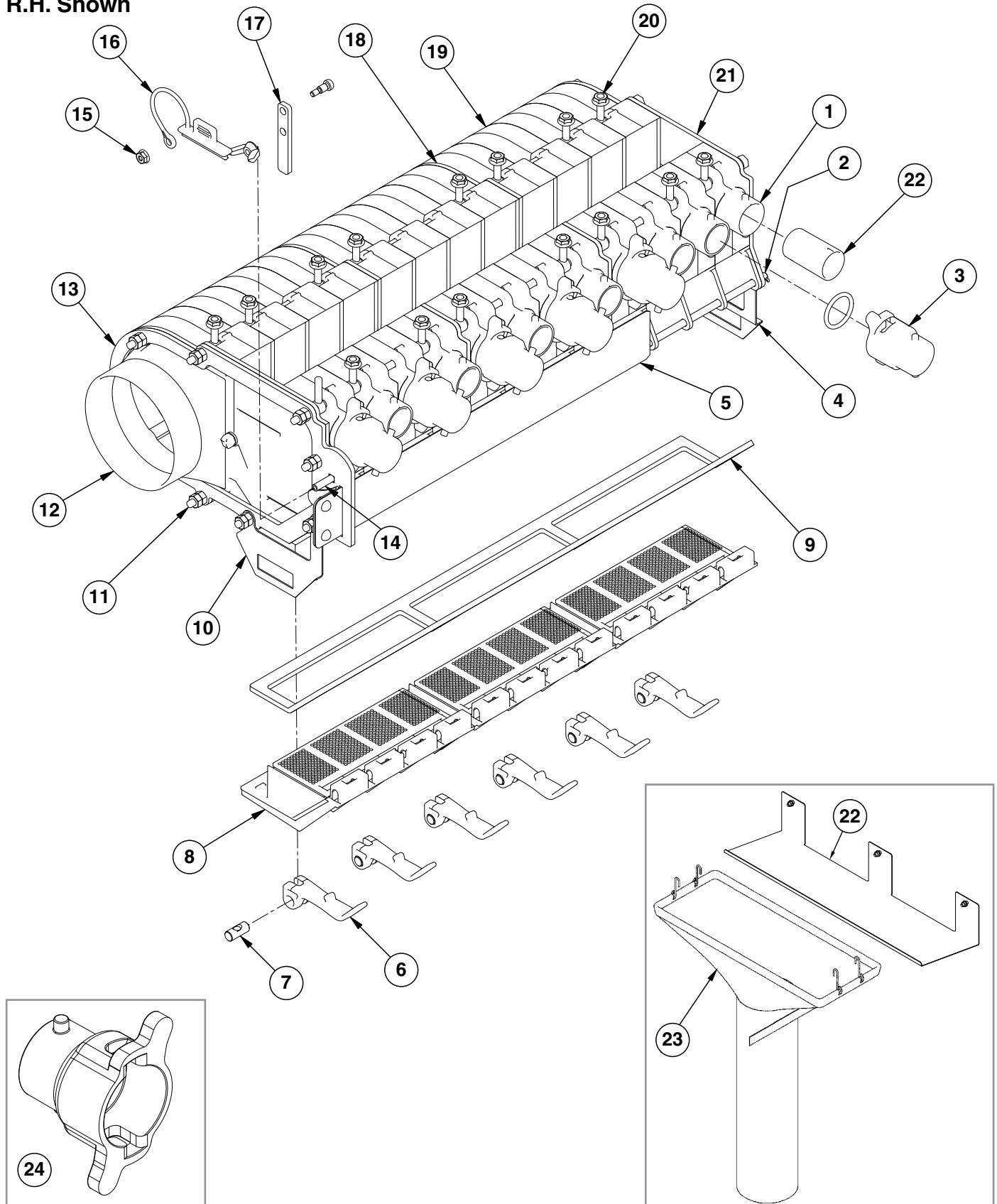
(IP1263-1)



ITEM	PART NO.	QTY.	DESCRIPTION
1	GA14330	1	Front ASD Mount Support, 12 Row 30" and 16 Row 30"
	GA17088	-	Front ASD Mount Support, 16 Row 7.5" Twin Row
2	GD8306	4	U-Bolt, 7" x 5" x 1/2"-13
	G10071	8	Serrated Flange Nut, 1/2"-13
3	GB0493	1	ASD Manifold
	GR1777	1	Hose Barb, 1/8" Male NPT To 3/16" Barb
4	GD19639	2	U-Bolt, 4 1/2" x 3/8"-16
	G11091	4	Serrated Flange Nut, 3/8"-16
5	GD19659-05	2	Black Hose, 4 1/2" I.D. x 22"
	G11360	4	T-Bolt Hose Clamp, 4 1/2"
6	GD19658-02	1	Black Hose, 6" I.D. x 56"
	G11367	2	T-Bolt Clamp 6"
7	GD20401	3	Link Mount
	GD19212	6	U-Bolt, 2 1/2" x 3/8"-16
	G11091	12	Serrated Flange Nut, 3/8"-16
8	GA14331	3	Link
	G10009	6	Hex Head Cap Screw, 5/8"-11 x 2 1/2"
	G11391	6	Flat Washer, 5/8" SAE
	G10104	6	Hex Nut, 5/8"-11

(IP1124)

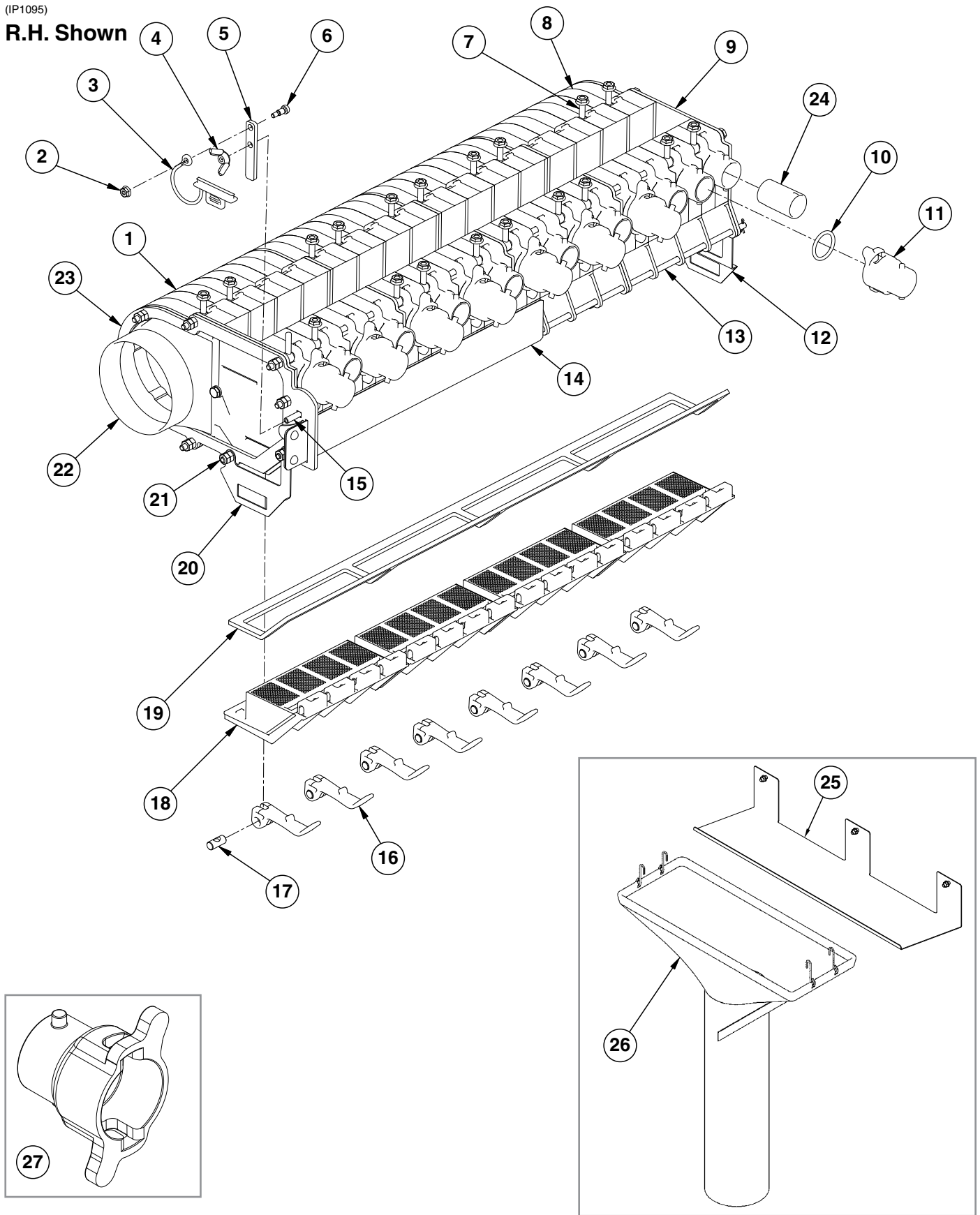
R.H. Shown



ITEM	PART NO.	QTY.	DESCRIPTION
1	GB0433	3	ASD Seed Entrainer Door Section
2	GD19854	1	ASD Cleanout Door Hinge Rod, 12 Row
	G10455	2	Cotter Pin, 1/16" x 1/2"
3	GB0431	6	ASD Small Cap (If Applicable)
	GD19508	6	Small O-Ring
4	GD19698	1	ASD Chute Hanger, R.H.
5	GA14942	1	ASD Shutoff Door
6	GB0501	6	Latch Handle
	GD19864	6	Eye Bolt, 1/4"-20 x 1.83"
7	GD21080	6	Cam Nut, 1/4"-20
8	GB0502	3	ASD Cleanout Door
9	GD19863	1	ASD Cleanout Door Gasket, 12 Row
10	GD19699	1	ASD Chute Hanger, L.H.
11	GD19852	10	Hex Head Cap Screw, 1/4"-20 x 22"
	G11328	11	Washer, 1/4"
	G10103	21	Lock Nut, 1/4"-20, Grade B
12	GB0436	1	ASD Seed Entrainer Air Inlet, R.H. (Shown)
	GB0435	-	ASD Seed Entrainer Air Inlet, L.H.
13	GD19635	1	ASD Retainment Ring
14	G10316	1	Carriage Bolt, 1/4"-20 x 1"
	G11464	1	Wing Nut, 1/4"-20
15	G10992	1	Serrated Flange Nut, No. 10-24
	G11332	1	Hex Socket Head Set Screw, 1/4" x No. 10-24 x 3/8"
	G11302	1	Hex Nut, 1/4"-20
16	GB0444	2	ASD Shutoff Door Plug
17	GD19695	1	ASD Slide Latch
18	GD19665	2	ASD Spacer Plate
19	GB0427	9	ASD Seed Entrainer
20	GD19865	16	Eye Bolt, 1/4"-20 x 1.47"
	G10621	16	Serrated Flange Nut, 1/4"-20
21	GB0434	1	ASD Seed Entrainer End Cap
22	GB0438	12	Air Orifice By-Pass
23	GD19808	1	Cleanout Chute Storage Bracket
	G10001	3	Hex Head Cap Screw, 3/8"-16 x 1"
	G10622	3	Serrated Flange Nut, 3/8"-16
24	GA14822	1	Cleanout Chute
25	GB0430	-	ASD Large Cap
A	GA14004	-	ASD Entrainer Assembly, R.H. (Shown) (Items 1-22)
B	GA14005	-	ASD Entrainer Assembly, L.H. (Items 1-22)

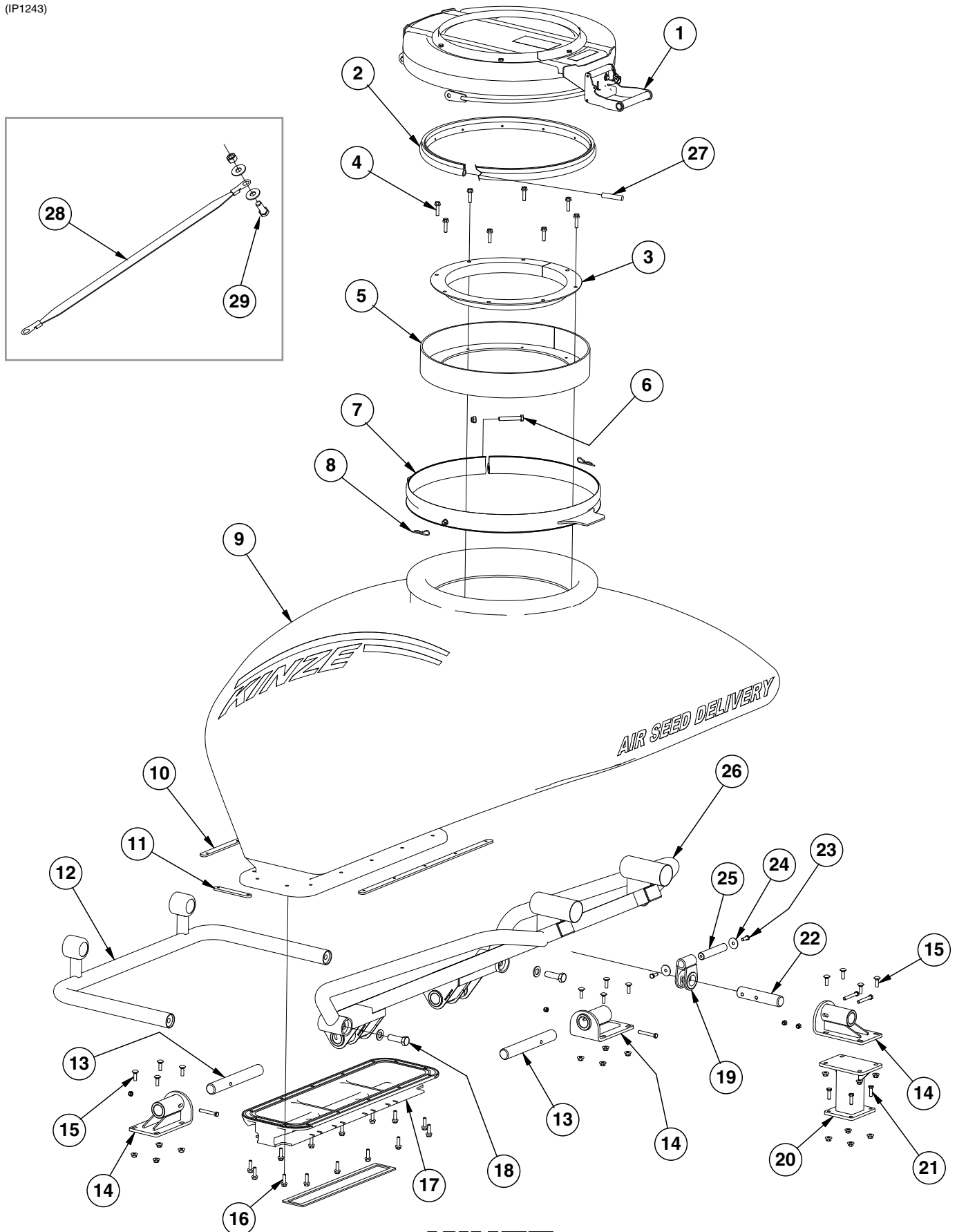
(IP1095)

R.H. Shown



ITEM	PART NO.	QTY.	DESCRIPTION
1	GB0427	12	ASD Seed Entrainer
	GD19665	3	ASD Spacer Plate
2	G10992	1	Serrated Flange Nut, No. 10-24
3	GB0444	2	ASD Shutoff Door Plug
4	G11464	1	Wing Nut, 1/4"-20
5	GD19695	1	ASD Slide Latch
6	G11332	1	Hex Socket Head Set Screw, 1/4" x No. 10-24 x 3/8"
7	GD19865	20	Eye Bolt, 1/4"-20 x 1.47"
	G10621	20	Serrated Flange Nut, 1/4"-20
8	GB0433	4	ASD Seed Entrainer Door Section
9	GB0434	1	ASD Seed Entrainer End Cap
10	GD19508	8	Small O-Ring
11	GB0431	8	ASD Small Cap (If Applicable)
12	GD19698	1	ASD Chute Hanger, R.H.
13	GD19609	1	ASD Cleanout Door Hinge Rod
	G10455	2	Cotter Pin, 1/16" x 1/2"
14	GA14942	1	ASD Shutoff Door
15	G10316	1	Carriage Bolt, 1/4"-20 x 1"
	GD19864	8	Eye Bolt, 1/4"-20 x 1.83"
16	GB0501	8	Latch Handle
17	GD21080	8	Cam Nut, 1/4"-20
18	GB0502	4	ASD Cleanout Door
19	GD19619	1	ASD Cleanout Door Gasket
20	GD19699	1	ASD Chute Hanger, L.H.
21	G10103	21	Lock Nut, 1/4"-20, Grade B
	GD19614	10	Hex Head Cap Screw, 1/4"-20 x 29"
	G11328	11	Washer, 1/4"
22	GB0436	1	ASD Seed Entrainer Air Inlet, R.H. (Shown)
	GB0435	1	ASD Seed Entrainer Air Inlet, L.H.
23	GD19635	1	ASD Retainment Ring
24	GB0438	16	Air Orifice By-Pass
25	GD19808	1	Cleanout Chute Storage Bracket
	G10001	3	Hex Head Cap Screw, 3/8"-16 x 1"
	G10622	3	Serrated Flange Nut, 3/8"-16
26	GA14823	1	Cleanout Chute
27	GB0430	-	ASD Large Cap
A	GA13734	-	ASD Entrainer Assembly, R.H. (Shown) (Items 1-24)
B	GA13735	-	ASD Entrainer Assembly, L.H. (Items 1-24)

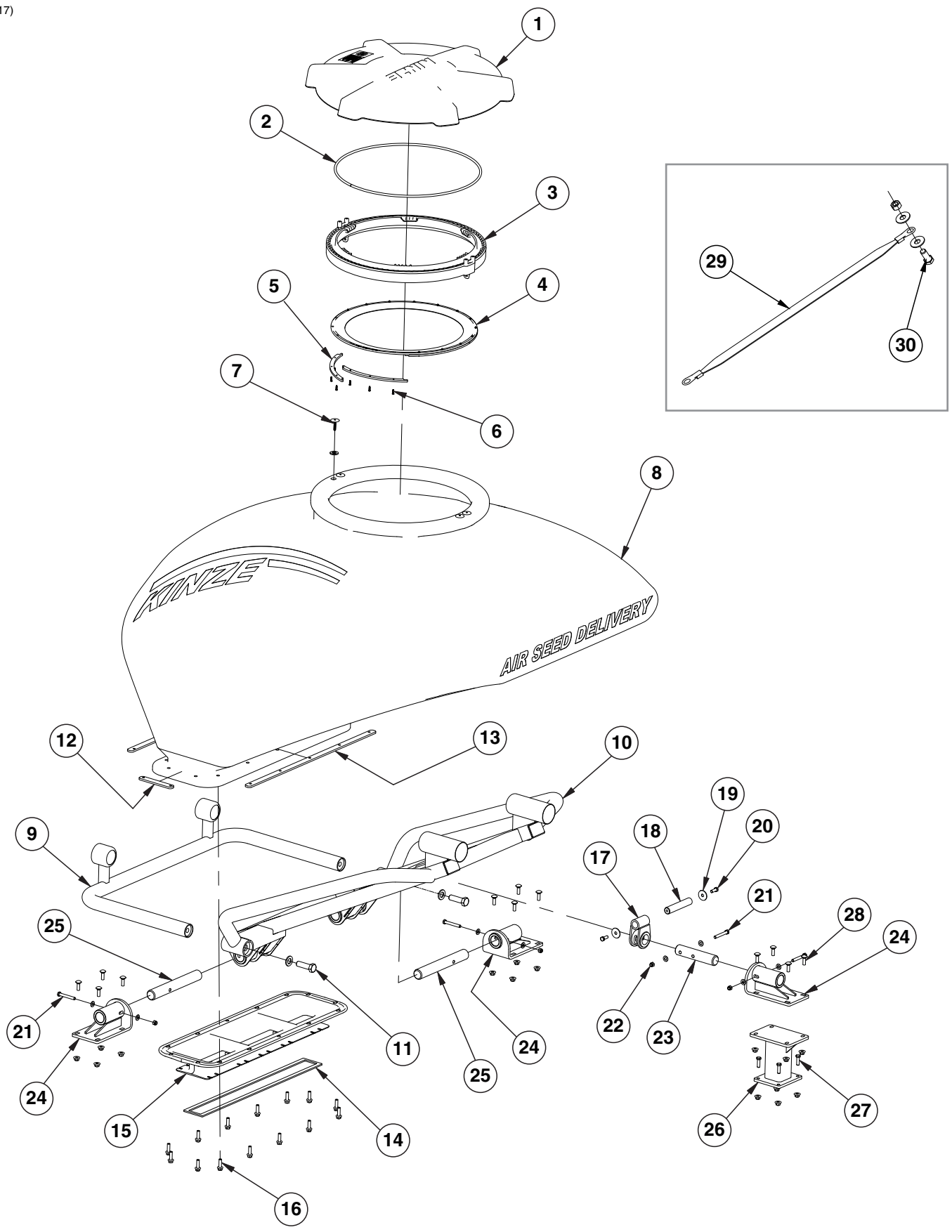
(IP1243)





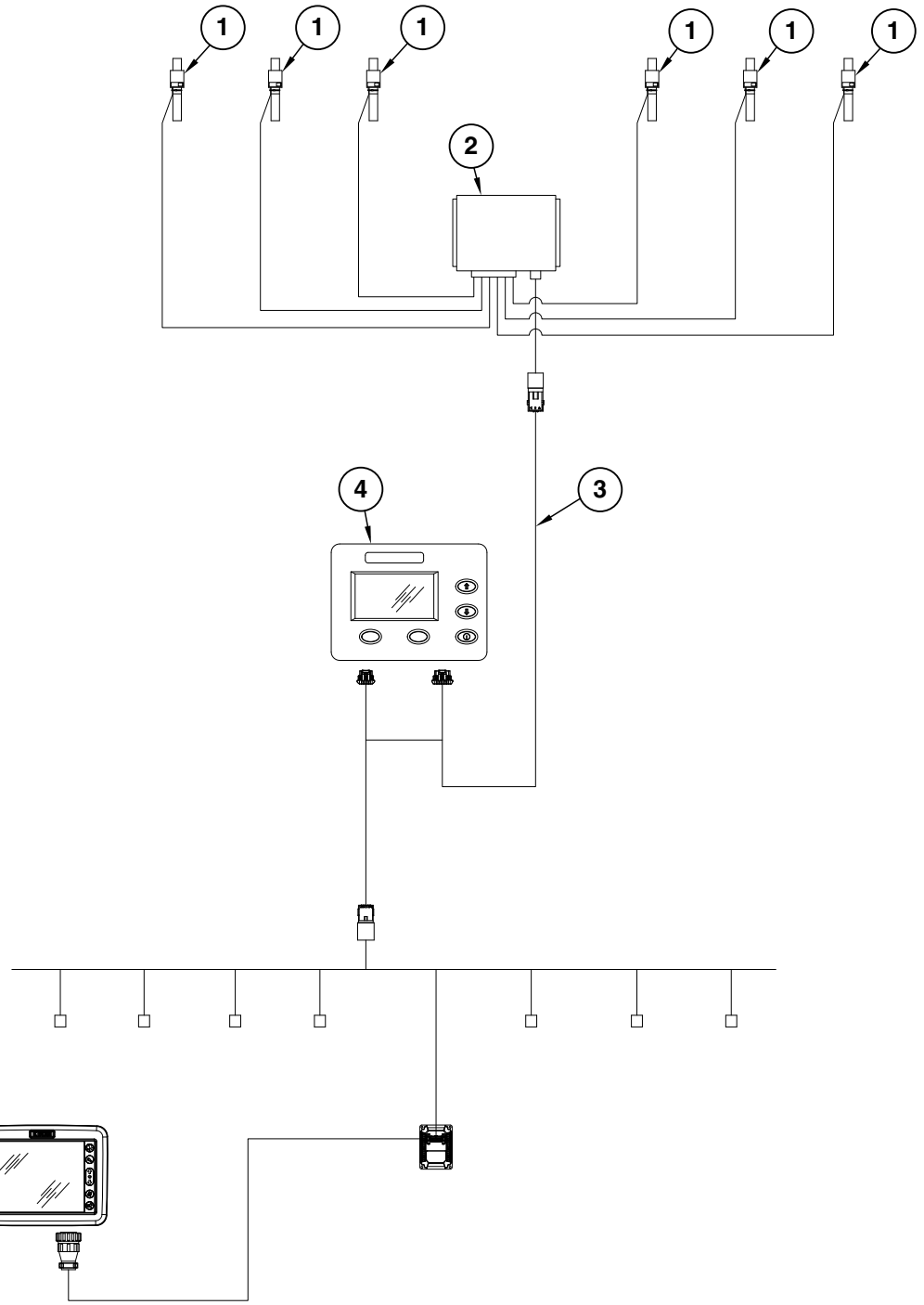
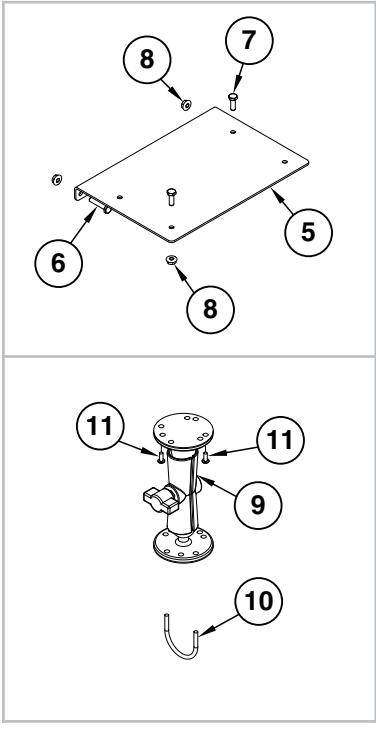
ITEM	PART NO.	QTY.	DESCRIPTION
1	GA14707	1	ASD Lid Assembly
	GA14089	1	Latch Handle
	GD20022	1	Latch Mount Bracket
	GD20030	1	Pivot Bail Bracket
	G10328	2	Hex Head Cap Screw, 3/8"-16 x 3/8"
	G11387	2	Flat Washer, 3/8" SAE
2	GD21081	1	ASD Tank Lid Seal
3	GD21174	1	Outer Clamp Ring
4	G11411	8	Hex Serrated Flange Cap Screw, 3/8"-16 x 1 3/4"
5	GA14839	1	Clamp Ring
6	G10038	1	Hex Head Cap Screw, 1/2"-13 x 3"
	G10111	1	Lock Nut, 1/2"-13
7	GA14092	1	ASD Lid Rim
8	G10592	2	Hair Pin Clip, No. 11
9	GD20391	1	ASD Bulk Seed Tank, 40 Bushel
10	GD20922	2	Entrainer Mount Tap Block, Long
11	GD20923	2	Entrainer Mount Tap Block, Short
12	GA14856	1	Front ASD Tank Frame
13	GD20035	2	Pin, 1 1/2" x 11 1/4"
14	GA14041	3	ASD Tank Mount
	G10325	4	Hex Head Cap Screw, 3/8"-16 x 2 3/4"
	G10108	4	Lock Nut, 3/8"-16
15	G10599	12	Carriage Bolt, 3/8"-16 x 1 1/4"
	G11091	12	Serrated Flange Nut, 3/8"-16
16	G11204	14	Flanged Whiz Lock Screw, 3/8"-16 x 1 1/4", Serrated
17	GD19956	1	ASD Entrainment Mounting Plate, 12 Row
	GD19957	-	ASD Entrainment Mounting Plate, 16 Row
	GD19893	1	ASD Tank Mount Gasket, 12 Row
	GD19620	-	ASD Tank Mount Gasket, 16 Row
	GD19690-04	1	Ribbon Sealer, 7'
	GD19690-03	1	Ribbon Sealer, 6 1/2'
18	G10027	2	Hex Head Cap Screw, 3/4"-10 x 2 1/2"
	G11392	2	Flat Washer, 3/4" SAE
19	GA14040	1	Rear ASD Tank Mount
20	GA14052	1	Rear Tank Mount
21	G10004	4	Hex Head Cap Screw, 3/8"-16 x 1 1/4"
	G11091	4	Serrated Flange Nut, 3/8"-16
22	GD20036	1	Pin, 1 1/2" x 7"
23	G10001	2	Hex Head Cap Screw, 3/8"-16 x 1"
24	G10201	2	Special Washer, 3/8" x 1 1/2" O.D.
25	GD20037	1	Pin, 1" x 5 3/8"
26	GA14858	1	Rear ASD Tank Mount
27	GD21140	1	Foam Seal Connector
28	GD27607	2	Ground Strap
29	G11204	1	Hex Serrated Flange Cap Screw, 3/8"-16 x 1 1/4", Grade 5
	G10529	1	External Tooth Lock Washer, 3/8"
	G11249	1	External Tooth Washer, 1/4"
	G11528	1	Hex Nut W/External Tooth Washer, 1/4"-20

(IP1417)



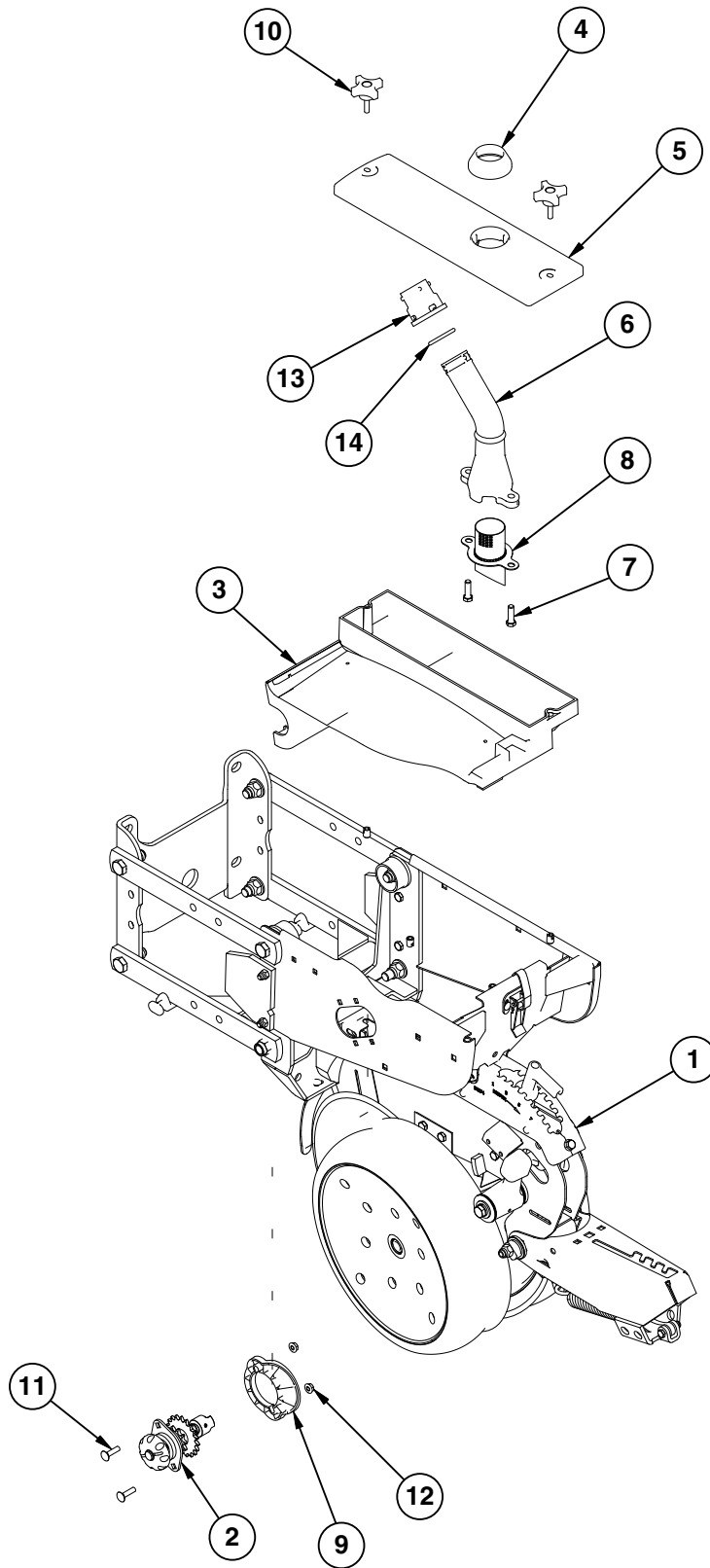
ITEM	PART NO.	QTY.	DESCRIPTION
1	GB0673 GD24879-01	1	ASD Tank Lid Rope Tether, 36"
2	GD24385-01	1	Ribbon Sealer, 66½"
3	GB0674	1	ASD Tank Latch Ring
4	GB0675	1	ASD Tank Lid Seal
5	GD24386	6	ASD Lid Seal Ring Segment
6	G11522	18	Phillip Pan Head Tapping Screw, #8-18 x 5/8"
7	GD24753 GD24754	4 4	Hex Socket Head Machine Screw, ¼"-20 x 1½", Grade 2 Foam Seal
8	GD24387	1	ASD Bulk Seed Tank, 40 Bushel
9	GA14856	1	Front ASD Tank Frame
10	GA14858	1	Rear ASD Tank Mount
11	G10027 G11392	2 2	Hex Head Cap Screw, ¾"-10 x 2½" Flat Washer, ¾" SAE
12	GD20923	2	Entrainer Mount Tap Block, Short
13	GD20922	2	Entrainer Mount Tap Block, Long
14	GD19893 GD19620	1 1	ASD Tank Mount Gasket, 12 Row ASD Tank Mount Gasket, 16 Row
15	GB0634 GB0635 GD19690-04 GD19690-03	1 1 1 1	ASD Entrainment Mount, 12 Row ASD Entrainment Mount, 16 Row Ribbon Sealer, 7' Ribbon Sealer, 6½'
16	G11204	14	Flanged Whiz Lock Screw, ¾"-16 x 1¼", Serrated
17	GA14040	1	Rear ASD Tank Mount
18	GD20037	1	Pin, 1" x 5¾"
19	G10201	2	Special Washer, ¾" x 1½" O.D.
20	G10001	2	Hex Head Cap Screw, ¾"-16 x 1"
21	G10325 G11387	4 8	Hex Head Cap Screw, ¾"-16 x 2¾" Flat Washer, ¾" SAE
22	G10108	4	Lock Nut, ¾"-16
23	GD20036	1	Pin, 1½" x 7"
24	GA14041	3	ASD Tank Mount
25	GD20035	2	Pin, 1½" x 11¼"
26	GA14052	1	Rear Tank Mount
27	G10004 G11091	4 4	Hex Head Cap Screw, ¾"-16 x 1¼" Serrated Flange Nut, ¾"-16
28	G10599 G11091	12 12	Carriage Bolt, ¾"-16 x 1¼" Serrated Flange Nut, ¾"-16
29	GD27607	2	Ground Strap
30	G11204 G10529 G11249 G11528	1 1 1 1	Hex Serrated Flange Cap Screw, ¾"-16 x 1¼", Grade 5 External Tooth Lock Washer, ¾" External Tooth Washer, ¼" Hex Nut W/External Tooth Washer, ¼"-20
A	GA16997	-	ASD Lid Seal Assembly, (Items 3-6)

(IP1192)



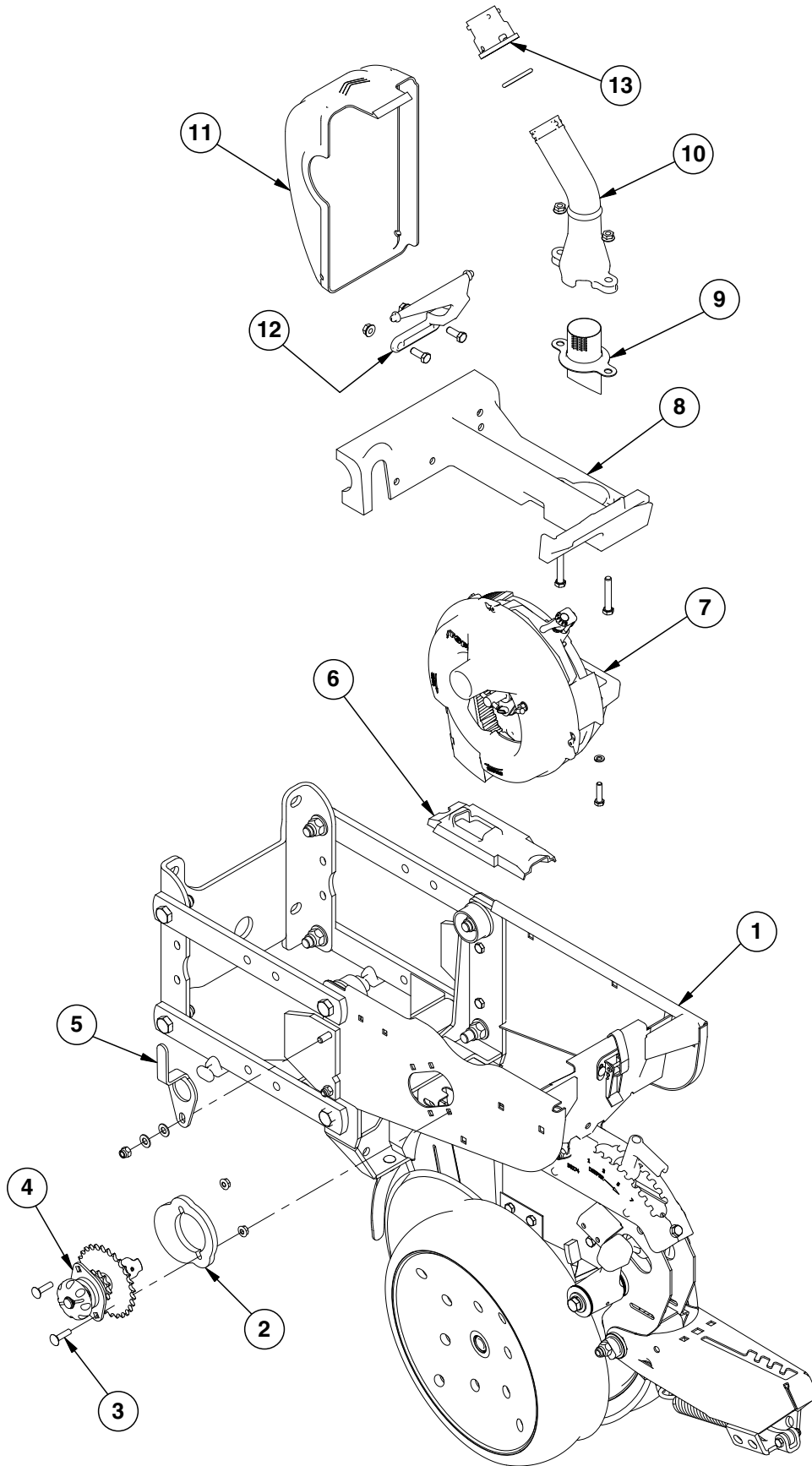
ITEM	PART NO.	QTY.	DESCRIPTION
1	GA14135	6	Load Cell
2	GA14136	1	Scale Module
3	GA14129	1	Power Cable
4	GA14133	1	ASD Scale Display
5	GD26264	1	Module Mounting Bracket
6	G10857	2	Hex Head Cap Screw, ¼"-20 x 1¼"
7	G10002	2	Hex Head Cap Screw, ⅜"-16 x ¾"
8	G10621	4	Serrated Flange Nut, ¼"-20
9	GA12403	1	Mounting Bracket Assembly, Includes: (2) Mounting Brackets, (2) Connector Halves, (1) Compression Spring, (1) Tension Knob, (1) ¼"-20 x 1¼" Hex Head Cap Screw, (1) ¼" Plastic Washer, (1) ¼" Steel Washer
10	GD20282	1	U-Bolt, #10-32
	G11284	2	Serrated Flange Nut, #10-32
11	G11216	2	Phillips Pan Head Machine Screw, No. 10-32 x ½", Stainless Steel

(IP1126)



ITEM	PART NO.	QTY. Per Row	DESCRIPTION
1	---	-	<a href="#">See "Shank Assembly, Seed Tube, and Depth Adjustment" on page P1</a> <a href="#">See "Parallel Arms, Mounting Support Plate, and Quick Adjustable Down Forces Springs Option" on page P7</a> <a href="#">See "Hopper Support and Meter Drive" on page P21</a>
2	GA10151	1	Meter Drive Assembly Complete, 11/19 Tooth
3	GA9547 GD12561	1 -	Mini-Hopper Threaded Insert, 5/16"-18
4	GB0446	1	ASD Mechanical Meter Cover Seal
5	GB0445	1	ASD Mechanical Meter Cover
6	GB0455	1	ASD Air Pressure Dissipator
7	G10004	2	Hex Head Cap Screw, 3/8"-16 x 1 1/4"
8	GB0574	1	Air Dissipator Screen
9	GB0331	1	Clutch Adapter Plate
10	GD29339	2	4-Prong Knob
11	G10338	2	Carriage Bolt, 5/16"-18 x 1 1/4"
12	G10620	2	Serrated Flange Nut, 5/16"-18
13	GB0430	1	ASD Large Cap
14	GD19509	1	O-Ring, Large
A	GA14031	-	ASD Mechanical Meter Cover Assembly (Items 4-8)

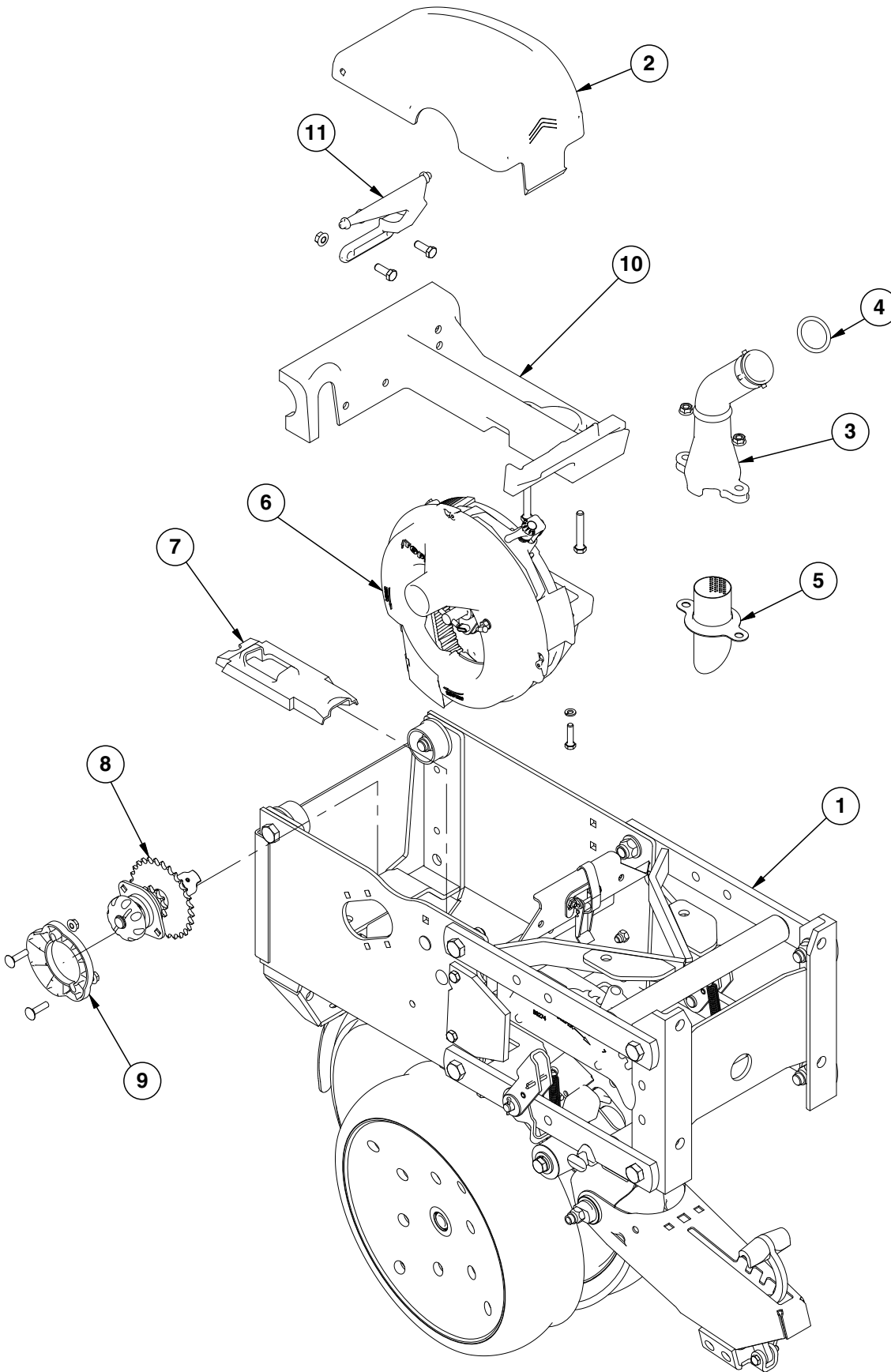
(IP1097a)





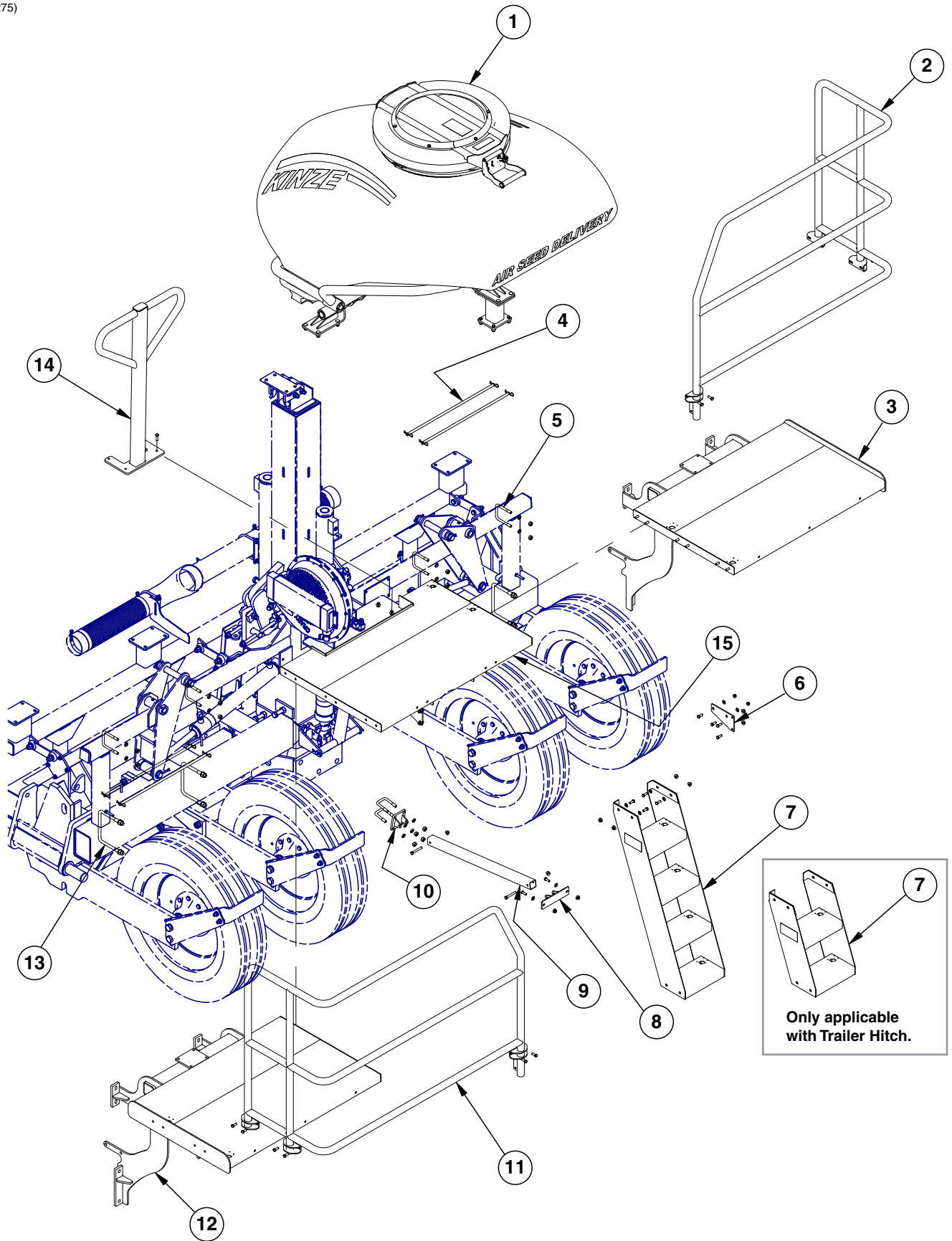
ITEM	PART NO.	QTY.	DESCRIPTION
1	---	-	<a href="#">See "Shank Assembly, Seed Tube, and Depth Adjustment" on page P1</a> <a href="#">See "Parallel Arms, Mounting Support Plate, and Quick Adjustable Down Forces Springs Option" on page P7</a> <a href="#">See "Hopper Support and Meter Drive" on page P21</a>
2	GB0331	1	Clutch Adapter Plate
3	G10620	2	Serrated Flange Nut, 5/16"-18
	G10338	2	Carriage Bolt, 5/16"-18 x 1 1/4"
4	GA12144	1	Meter Drive Assembly, 11/28 Tooth
	G3303-108	-	Chain, No. 41, 108 Pitch Including Connector Link
	G3303-120	-	Chain, No. 41, 120 Pitch Including Connector Link (Center 4 Rows)
	GR0196	-	Connector Link, No. 41
5	GD17014	1	Hose Guide
	G11387	2	Flat Washer, 3/8" SAE
	G10047	1	Hex Head Cap Screw, 3/8"-16 x 1 3/4"
6	---	-	<a href="#">See "EdgeVac Seed Meter" on page P29</a>
7	---	-	<a href="#">See "EdgeVac Seed Meter" on page P29</a>
	G10232	2	Lock Washer, 5/16"
	G10171	2	Hex Head Cap Screw, 5/16"-18 x 1 1/4"
8	GA17077	1	Meter Mount W/Inserts (2013 production and on)
	GA13733	-	Meter Mount W/Inserts (prior to 2013 production)
	GD16561	-	Threaded Insert, 5/16"-18
9	GB0574	1	Air Dissipator Screen
	G10939	2	Hex Head Cap Screw, 3/8"-16 x 2 1/4"
10	GB0455	1	ASD Air Pressure Dissipator
	G11091	2	Serrated Flange Nut, 3/8"-16
11	GB0428	1	EdgeVac Meter Cover
12	GB0717	1	EdgeVac Meter Cover Hinge (2013 production and on)
	GB0447	-	EdgeVac Meter Cover Hinge (prior to 2013 production)
	G10001	2	Hex Head Cap Screw, 3/8"-16 x 1"
	G10622	2	Serrated Flange Nut, 3/8"-16
13	GB0430	1	ASD Large Cap
	GD19509	1	O-Ring, Large

(IP1136)



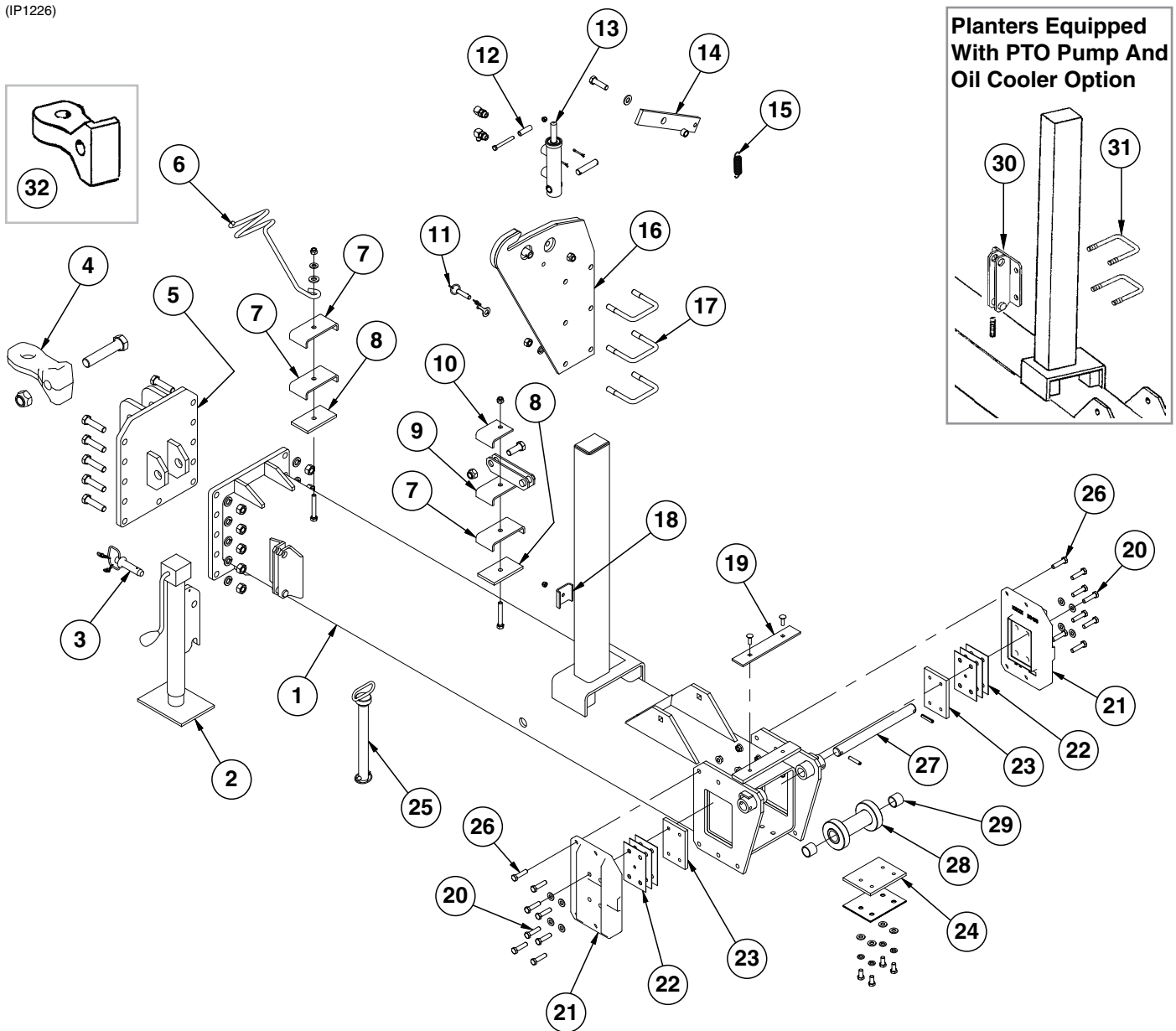
ITEM	PART NO.	QTY.	DESCRIPTION
1	---	-	<a href="#">See "Interplant Push Row Unit" on page P49</a>
2	---	-	<a href="#">See "ASD EdgeVac Row Unit" on page P97</a> <a href="#">See "ASD Mechanical Row Unit" on page P95</a>
3	GB0455	1	ASD Air Pressure Dissapator
	G10939	2	Hex Head Cap Screw, 3/8"-16 x 2 1/4"
	G10622	4	Serrated Flange Nut, 3/8"-16
4	GD19509	1	Large O-Ring
5	GB0574	1	Air Dissapator Screen
6	---	-	<a href="#">See "Finger Pickup Seed Meter" on page P25</a> <a href="#">See "Brush-Type Seed Meter" on page P27</a> <a href="#">See "EdgeVac Seed Meter" on page P29</a>
7	---	-	<a href="#">See "ASD EdgeVac Row Unit" on page P97</a>
8	---	-	<a href="#">See "ASD EdgeVac Row Unit" on page P97</a> <a href="#">See "ASD Mechanical Row Unit" on page P95</a>
9	GB0331	1	Clutch Adapter Plate
	G10620	2	Serrated Flange Nut, 5/16"-18
	G10338	2	Carriage Bolt, 5/16"-18 x 1 1/4"
10	---	-	<a href="#">See "ASD EdgeVac Row Unit" on page P97</a>
11	---	-	<a href="#">See "ASD EdgeVac Row Unit" on page P97</a>

(IP1275)



ITEM	PART NO.	QTY.	DESCRIPTION
1	---	2	<a href="#">See "ASD Tank Assembly (Prior to 2013 Production)" on page P89</a>
2	GA14372	1	R.H. Rail
	G11091	6	Serrated Flange Nut, 3/8"-16
	G10001	6	Hex Head Cap Screw, 3/8"-16 x 1"
3	GA14370	1	R.H. Catwalk
	G4431-01	1	Edge Molding, 3/8" x 19"
	G11091	6	Serrated Flange Nut, 3/8"-16
	G10001	6	Hex Head Cap Screw, 3/8"-16 x 1"
4	GD20756	4	Seed Tube Hold Down Pin
	G11303	8	Hair Pin Clip, #9, 9/32" x 2 <sup>15</sup> / <sub>16</sub> "
5	GD4743	4	U-Bolt, 3" x 3" x 1/2"-13
	G10071	8	Serrated Flange Nut, 1/2"-13
6	GD20599	2	Rail Stiffener
	G11387	10	Flat Washer, 3/8" SAE
	G10108	4	Lock Nut, 3/8"-16
	G11091	4	Serrated Flange Nut, 3/8"-16
	G10001	8	Hex Head Cap Screw, 3/8"-16 x 1"
7	GA17070	1	Wide Ladder
	GA16145	-	Short Ladder (Only Applicable with Trailer Hitch)
	GA17078	-	Narrow Ladder (Only Applicable with Insecticide)
	G11091	4	Serrated Flange Nut, 3/8"-16
	G10049	4	Hex Head Cap Screw, 3/8"-16 x 2 1/2"
8	GA14444	1	Ladder Stiffener Mount
	G10325	2	Hex Head Cap Screw, 3/8"-16 x 2 3/4"
	G11091	4	Serrated Flange Nut, 3/8"-16
	G10001	2	Hex Head Cap Screw, 3/8"-16 x 1"
9	GD20589	1	Ladder Stiffener Tube
10	GD2721	2	U-Bolt, 2" x 2" x 1/2"-13
	G10228	4	Lock Washer, 1/2"
	G10102	4	Hex Nut, 1/2"-13
	GA14445	1	Strut Stiffener Mount
11	GA14373	1	L.H. Rail
	G11091	6	Serrated Flange Nut, 3/8"-16
	G10001	6	Hex Head Cap Screw, 3/8"-16 x 1"
12	GA14371	1	L.H. Catwalk
	G11091	6	Serrated Flange Nut, 3/8"-16
	G10001	6	Hex Head Cap Screw, 3/8"-16 x 1"
13	GD1113	4	U-Bolt, 5" x 7" x 5/8"-11
	G10230	8	Lock Washer, 5/8"
	G10104	8	Hex Nut, 5/8"-11
14	GA14589	1	Front Handrail
	G10004	2	Hex Head Cap Screw, 3/8"-16 x 1 1/4"
	G11091	2	Serrated Flange Nut, 3/8"-16
15	GA17080	1	Center Catwalk

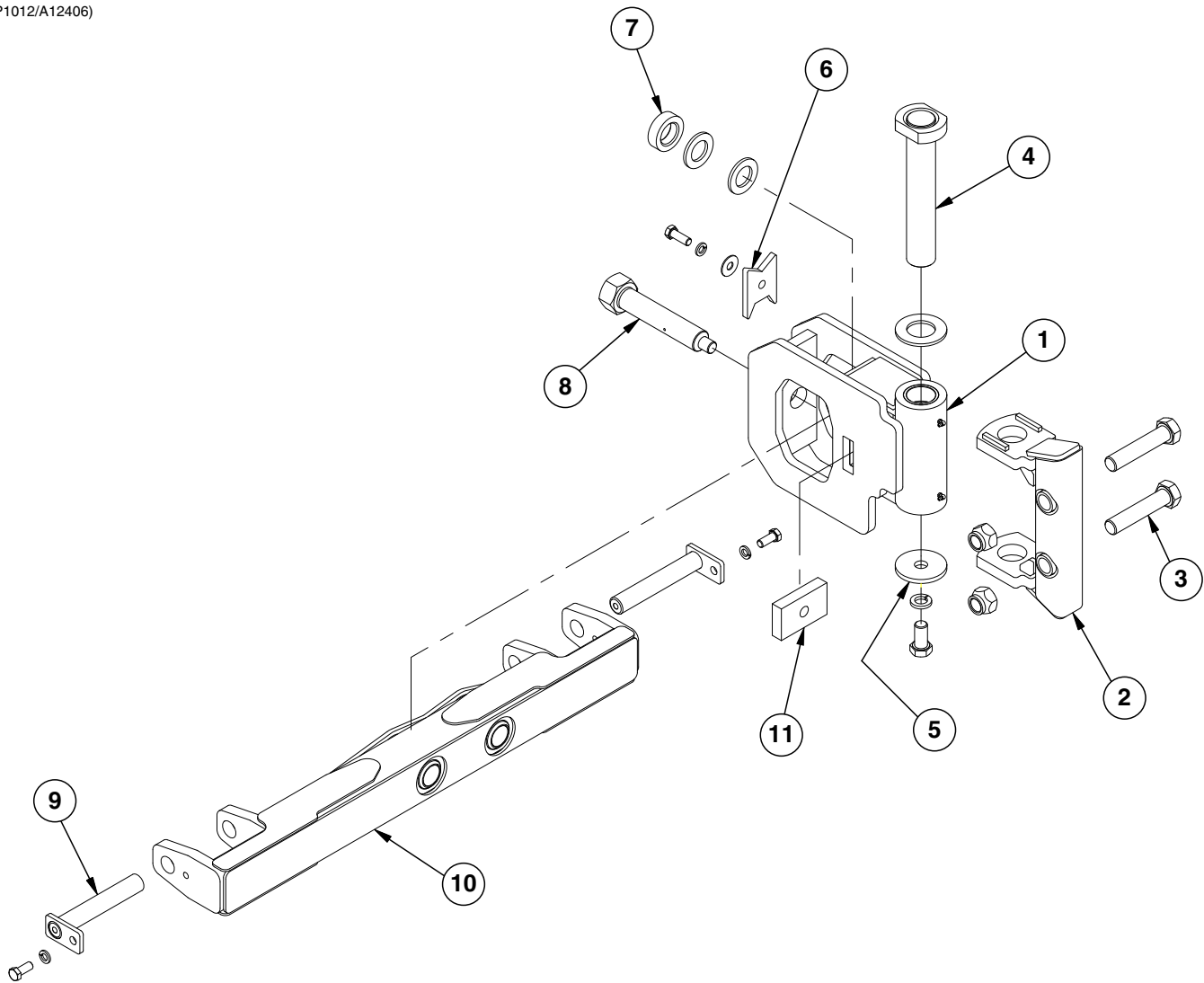
(IP1226)



ITEM	PART NO.	QTY.	DESCRIPTION
1	A14310	1	Outer Hitch, "Y", 97½" 12 Row 30" <b>(Non-Stock Item)</b>
	A7088	-	Outer Hitch, "Y", 127½", 16 Row 30" <b>(Non-Stock Item)</b>
	A12529	-	Outer Hitch, "Y", 127½", 16 Row 7.5" Twin Row <b>(Non-Stock Item)</b>
2	GA13986	1	Jack Assembly Complete
	GR2152	1	Crank Repair Kit
	GR2153	1	Bevel Gear Set, Includes: (2) Bevel Gears, (1) Gear Pin, (1) Groove Pin
3	GA4995	1	Detent Pin Assembly
4	GB0237	1	Clevis, Single (1¾" Hole)
	G10169	1	Hex Head Cap Screw, 1¼"-7 x 6"
	G10157	1	Lock Nut, 1¼"-7
5	GA9837	1	Hitch Mount, 12 Row 30" and 16 Row 30"
	GA12577	-	Hitch Mount, 16 Row 7.5" Twin Row
	G10028	11	Hex Head Cap Screw, ¾"-10 x 3"
	G10231	11	Lock Washer, ¾"
	G10105	11	Hex Nut, ¾"-10

ITEM	PART NO.	QTY.	DESCRIPTION
6	GD8260	1	Hose Holder
	G11391	1	Flat Washer, 5/8", SAE
	G11389	1	Flat Washer, 1/2", SAE
	G10111	1	Lock Nut, 1/2"-13
7	GD8188	3	Hose Clamp, 7/8" x 3" x 5 3/8"
8	GD8189	2	Rubber Strip, 3/8"
9	GA5842	1	Bracket, Jack Mount
	G10026	1	Hex Head Cap Screw, 3/4"-10 x 2"
	G10112	1	Lock Nut, 3/4"-10
10	GD14121	1	Hose Clamp, 7/8" x 3 1/2"
	G10111	1	Lock Nut, 1/2"-13
11	GA7022	1	Detent Pin W/Chain (Transport Latch Locking Pin)
12	GD2971-09	1	Sleeve, 2" Long
	G10809	1	Hex Head Cap Screw, 3/8"-16 x 3 1/4"
	G10108	1	Lock Nut, 3/8"-16
13	GA9559	1	<a href="#">See "Transport Latch Cylinder" on page P165</a>
	G6801-06-08	2	Elbow W/O-Ring, 90°, 1/16"-18 Male JIC To 3/4"-16 O-Ring
	GD7137	1	Pin, 3/4" x 3 3/8"
	G10457	2	Cotter Pin, 5/32" x 1 1/2"
14	GA7016	1	Catch Bar
	GB0218	1	Bushing, 2 1/32" I.D. x 7/8" O.D. x 1 9/32" Long
	G10006	1	Hex Head Cap Screw, 5/8"-11 x 2 1/4"
	G10107	1	Lock Nut, 5/8"-11
	G11391	1	Flat Washer, 5/8", SAE
15	GD5857	1	Spring
16	GA7433	1	Transport Catch
	G10765	1	Spring Pin, 1/4" x 1"
17	GD9953	3	U-Bolt, 3" x 4" x 5/8"-11
	G10230	6	Lock Washer, 5/8"
	G10104	6	Hex Nut, 5/8"-11
18	GD5875	1	Hose Clamp, 9/16" x 2 1/2" x 2"
	G10108	1	Lock Nut, 3/8"-16
19	GD20728	1	Spacer Bar
	G10599	2	Carriage Bolt, 3/8"-16 x 1 1/4"
	G10108	2	Lock Nut, 3/8"-16
20	G10016	4	Hex Head Cap Screw, 1/2"-13 x 2"
	G11389	4	Flat Washer, 1/2", SAE
21	GB0458	1	Wear Pad Retainer, L.H. and R.H.
22	GD3501	3	Shim, 4" x 6"
23	GD9960	1	Wear Pad, Nylatron, 4" x 6" (As Required)
24	GD7518	1	Shim, 3/8"
	GD7519	3	Shim, 16 Gauge (.0598")
	G10014	4	Hex Head Cap Screw, 1/2"-13 x 1"
	G10228	4	Lock Washer, 1/2"
	G11389	4	Flat Washer, 1/2" Plated SAE
25	GA13768	1	Safety Pin, 12 3/4"
26	G10016	8	Hex Head Cap Screw, 1/2"-13 x 2"
	G10071	8	Serrated Flange Nut, 1/2"-13
27	GD7251	1	Pin, 1 1/4" x 14"
	G10610	2	Spring Pin, 3/8" x 2"
28	GA4843	1	Roller
29	GD6556	2	Bronze Bushing
30	GA11528	1	Bracket
31	GD16642	2	U-Bolt, 3" x 4" x 1/2"-13
	G10228	4	Lock Washer, 1/2"
	G10102	4	Hex Nut, 1/2"-13
32	GB0292	-	Hitch Clevis, Single (2" Hole)
A	GA14943	-	Wear Pad Retainer Assembly, (Items 20-23)
B	GA4842	-	Roller Assembly, (Items 28 and 29)

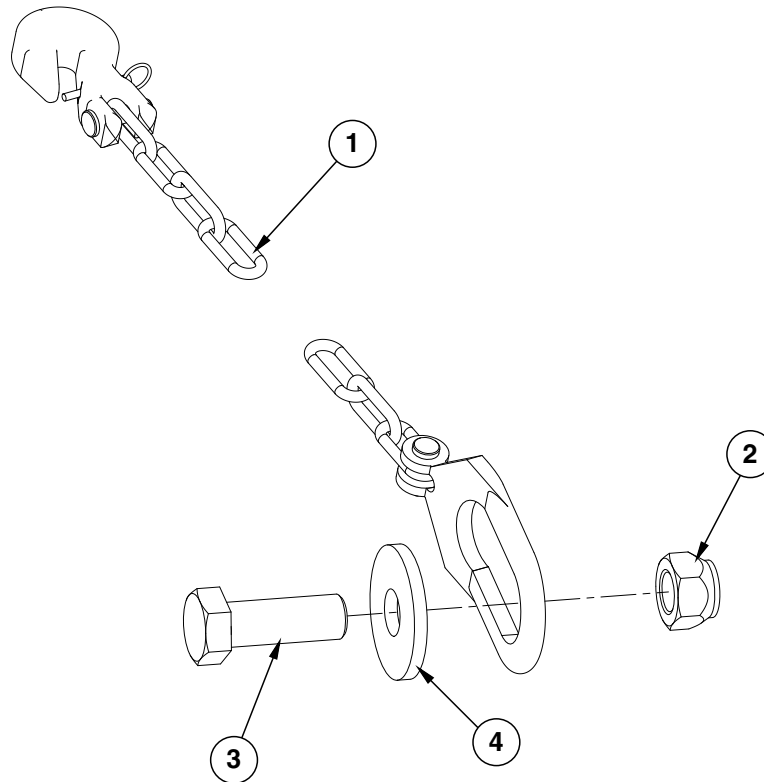
(IP1012/A12406)



ITEM	PART NO.	QTY.	DESCRIPTION
1	GA13665	1	Hitch Pivot
2	GA13783	1	Pivot Mount
3	G10169	2	Hex Head Cap Screw, 1 1/4"-7 x 6"
	G10157	2	Lock Nut, 1 1/4"-7
4	GA12163	1	Pin, 13 3/8"
	GD15725	1	Washer, 4" O.D. x 2 1/4" I.D. x 1/4"
5	GD17245	1	Washer, 4" O.D. x 1 1/32" I.D. x 3/8"
	G11223	1	Hex Head Cap Screw, 1"-8 x 2"
	G10118	1	Lock Washer, 1"
6	GD15100	1	Pivot Lock
	G11391	1	Flat Washer, 5/8" SAE
	G10005	1	Hex Head Cap Screw, 7/8"-11 x 1 3/4"
7	GD16226	1	Sleeve, 3" O.D. x 1 25/32" x 29/32" Thick
	GD16303	2	Washer, 3" O.D. x 1 25/32" x 1/4" Thick
8	GA13673	1	Pivot Pin
9	GA11079	2	Hammer Strap, Category 3 And 3N
	G10007	2	Hex Head Cap Screw, 5/8"-11 x 1 1/2"
	G10230	2	Lock Washer, 5/8"
10	GA12164	1	Hitch Bar
11	GD19468	1	Tapped Bar

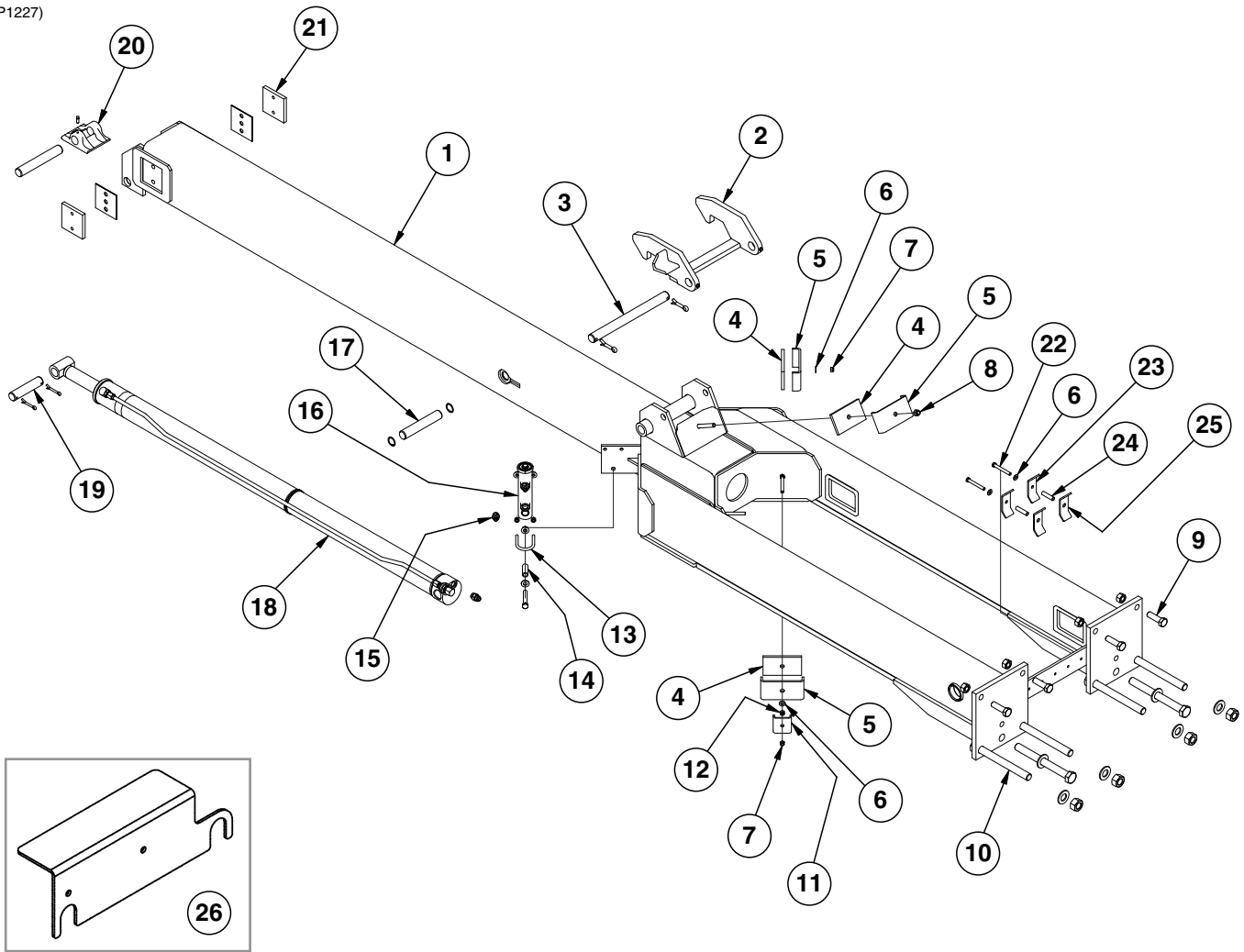


(IP1031)



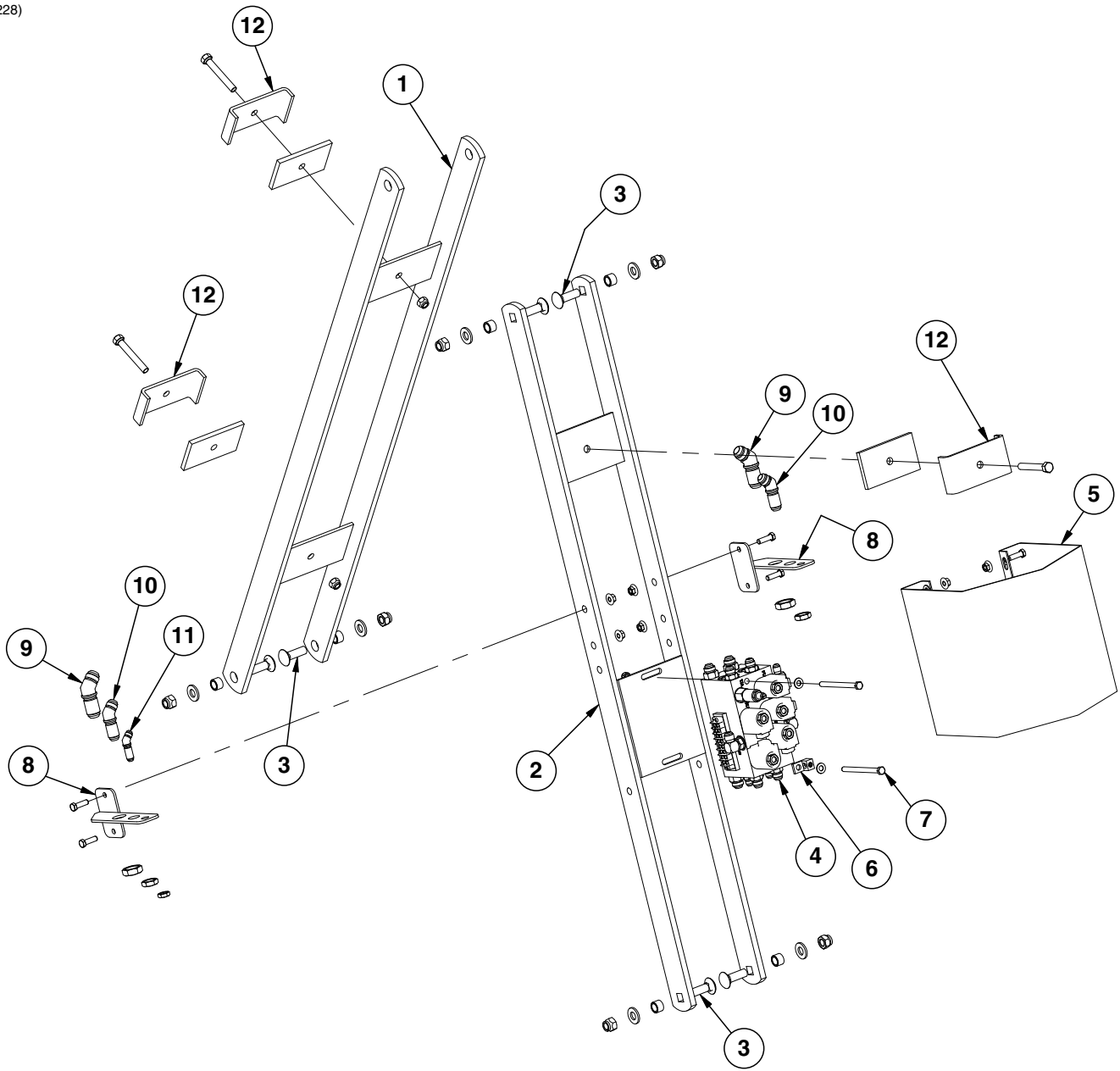
ITEM	PART NO.	QTY.	DESCRIPTION
1	GA13594	1	1/2" Safety Chain W/Hook
2	G10157	1	Lock Nut, 1 1/4"-7
3	G10494	1	Hex Head Cap Screw, 1 1/4"-7 x 3 1/2"
4	GD21307	1	Washer, 3 3/4"

(P1227)



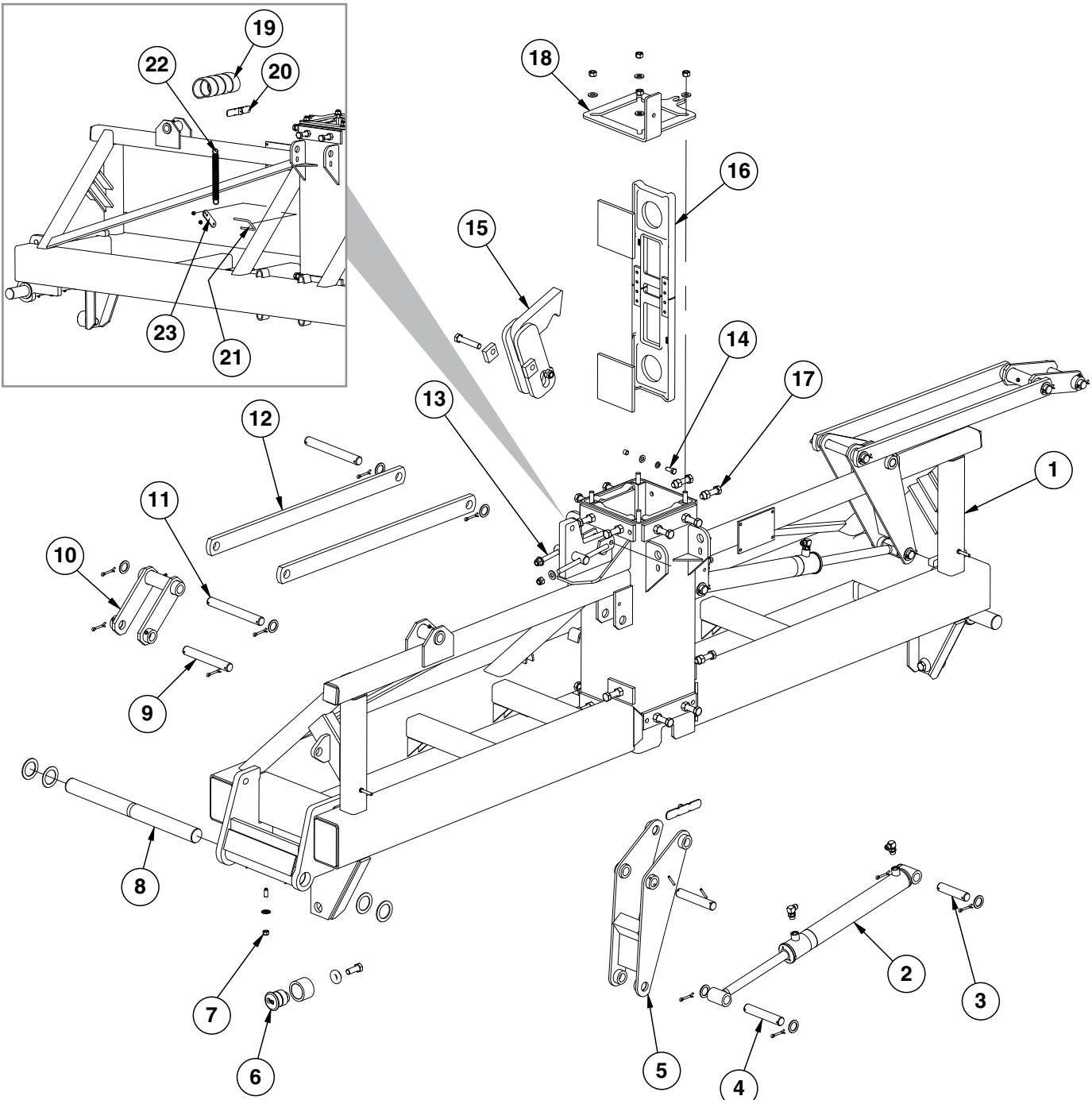
ITEM	PART NO.	QTY.	DESCRIPTION
1	A14309	1	Inner Hitch, 175 $\frac{3}{8}$ ", 12 Row 30" (Shown) <b>(Non-Stock Item)</b>
	A14307	-	Inner Hitch, 205 $\frac{3}{8}$ ", 16 Row 30" <b>(Non-Stock Item)</b>
	A17087	-	Inner Hitch, 205 $\frac{3}{8}$ ", 16 Row 7.5" Twin Row <b>(Non-Stock Item)</b>
2	GA7424	1	Tongue Hook W/Grease Fittings Grease Fitting, $\frac{1}{8}$ " NPT
	G10641	-	Grease Fitting, $\frac{1}{8}$ " NPT
3	GD5804	1	Pin, 1 $\frac{1}{4}$ " x 12", 12 Row
	GD7883	1	Pin, 1 $\frac{1}{4}$ " x 14 $\frac{1}{2}$ ", 16 Row
	G10468	2	Cotter Pin, $\frac{3}{8}$ " x 2"
4	GD8189	3	Rubber Strip, $\frac{3}{8}$ "
5	GD8188	3	Hose Clamp, $\frac{7}{8}$ " x 3" x 5 $\frac{3}{8}$ "
6	G11387	2	Flat Washer, $\frac{3}{8}$ " SAE
7	G10108	2	Lock Nut, $\frac{3}{8}$ "-16
8	G10111	1	Lock Nut, $\frac{1}{2}$ "-13
9	G10437	4	Hex Head Cap Screw, $\frac{3}{4}$ "-8 x 2 $\frac{1}{2}$ ", Grade 8
	G10436	4	Hex Nut, $\frac{3}{4}$ "-10
10	G10808	6-8	Hex Head Cap Screw, 1"-8 x 10", Grade 8
	G11394	8-10	Flat Washer, 1" SAE
	G10647	6-8	Hex Nut, 1"-8, Grade 8
11	GD5875	1	Hose Clamp, $\frac{9}{16}$ " x 2 $\frac{1}{2}$ " x 2"
12	G10101	1	Hex Nut, $\frac{3}{8}$ "-16
13	GD10530	1	U-Bolt, 2 $\frac{1}{8}$ " x 1 $\frac{7}{8}$ " x $\frac{3}{8}$ "-16
	G10101	2	Hex Nut, $\frac{3}{8}$ "-16
	G11091	2	Serrated Flange Nut, $\frac{3}{8}$ "-16
14	GD10538-01	1	Sleeve
	G11389	5	Flat Washer, $\frac{1}{2}$ " SAE
	G10585	1	Hex Head Cap Screw, $\frac{1}{2}$ "-13 x 3 $\frac{1}{4}$ "
	G10071	1	Serrated Flange Nut, $\frac{1}{2}$ "-13
15	G6400-06-08	2	Connector W/O-Ring, $\frac{9}{16}$ "-18 Male JIC To $\frac{3}{4}$ "-16 O-Ring
	GR1037	-	O-Ring
16	GA9205	1	<a href="#">See "Tongue Lock Cylinder" on page P165</a>
17	GD3537-20	1	Shaft, 1 $\frac{1}{4}$ " x 7 $\frac{1}{8}$ "
	G11230	2	Retaining Ring
18	GA13938	1	<a href="#">See "Tongue Cylinder" on page P167</a>
19	G6400-08	1	Connector W/O-Ring, $\frac{3}{4}$ "-16 Male JIC To O-Ring
	GR1037	-	O-Ring
19	GD0826	1	Pin, 1 $\frac{1}{4}$ " x 5 $\frac{1}{2}$ "
	G10460	2	Cotter Pin, $\frac{1}{4}$ " x 2"
20	GB0246	1	Hitch Shoe
	GD3537-11	1	Shaft, 1 $\frac{1}{4}$ " x 7", 12 Row 30"
	GD3537-12	1	Shaft, 1 $\frac{1}{4}$ " x 8", 16 Row 30"
	G10131	1	Square Head Set Screw, $\frac{5}{16}$ "-18 x $\frac{3}{4}$ "
21	GD9959	2	Wear Pad, Nylatron, 4" x 4"
	GD5154	4	Shim, 4" x 4"
	G10014	4	Hex Head Cap Screw, $\frac{1}{2}$ "-13 x 1", 12 Row 30"
	G10017		Hex Head Cap Screw, $\frac{1}{2}$ "-13 x 1 $\frac{1}{2}$ ", 16 Row 30"
	G11389		Flat Washer, $\frac{1}{2}$ " SAE, 16 Row 30"
22	G10062	2	Hex Head Cap Screw, $\frac{3}{8}$ "-16 x 3" (EdgeVac/ASD)
	G10048	-	Hex Head Cap Screw, $\frac{3}{8}$ "-16 x 2" (Mechanical/ASD)
23	GD21746	2	Hose Clamp
24	GD11963-08	2	Tube, $\frac{1}{2}$ " O.D. x 2"
25	GD23020	2	Hose Clamp
26	GD18116	-	Roatation Bracket

(IP1228)



ITEM	PART NO.	QTY.	DESCRIPTION
1	GA14322	-	Front Hose Take-Up, 41", 12 Row 30"
	GA14515	1	Front Hose Take-Up, 56", 16 Row 30" (Shown)
2	GA14323	-	Rear Hose Take-Up, 41", 12 Row 30"
	GA14514	1	Rear Hose Take-Up, 56", 16 Row 30" (Shown)
3	G10689	6	Carriage Bolt, 5/8"-11 x 2"
	GB0218	6	Bushing, 2 1/32" I.D. x 7/8" O.D. x 1 9/32" Long
	G11391	6	Flat Washer, 5/8" SAE
	G10107	6	Lock Nut, 5/8"-11
4	---	1	<a href="#">See "Valve Block - Located on Hitch" on page P175</a>
5	GD9952	1	Cover
	G10004	8	Hex Head Cap Screw, 3/8"-16 x 1 1/4"
	G11091	8	Serrated Flange Nut, 3/8"-16
6	GA3584	1	Ground Clamp
7	G10172	2	Hex Head Cap Screw, 3/8"-16 x 5"
	G11387	6	Flat Washer, 3/8" SAE
	G10108	2	Lock Nut, 3/8"-16
8	GA14519	2	Hose Take-Up Bulk Head
	G10004	4	Hex Head Cap Screw, 3/8"-16 x 1 1/4"
	G11091	4	Serrated Flange Nut, 3/8"-16
9	G2702-12	2	Bulkhead Elbow, 45°, 1 1/16"-12 Male JIC
	G306-12	2	Lock Nut, 1 1/16"-12
10	G2702-10	2	Bulkhead Elbow, 45°, 7/8"-14 Male JIC
	G306-10	2	Lock Nut, 7/8"-14
11	G2702-06	1	Bulkhead Elbow, 45°, 9/16"-18 Male JIC
	G306-06	1	Lock Nut, 9/16"-18
12	GD8188	3	Hose Clamp, 7/8" x 3" x 5 3/8"
	GD8189	3	Rubber Pad
	G11170	3	Hex Head Tap Bolt, 1/2"-13 x 3 1/2"
	G10111	3	Lock Nut, 1/2"-13

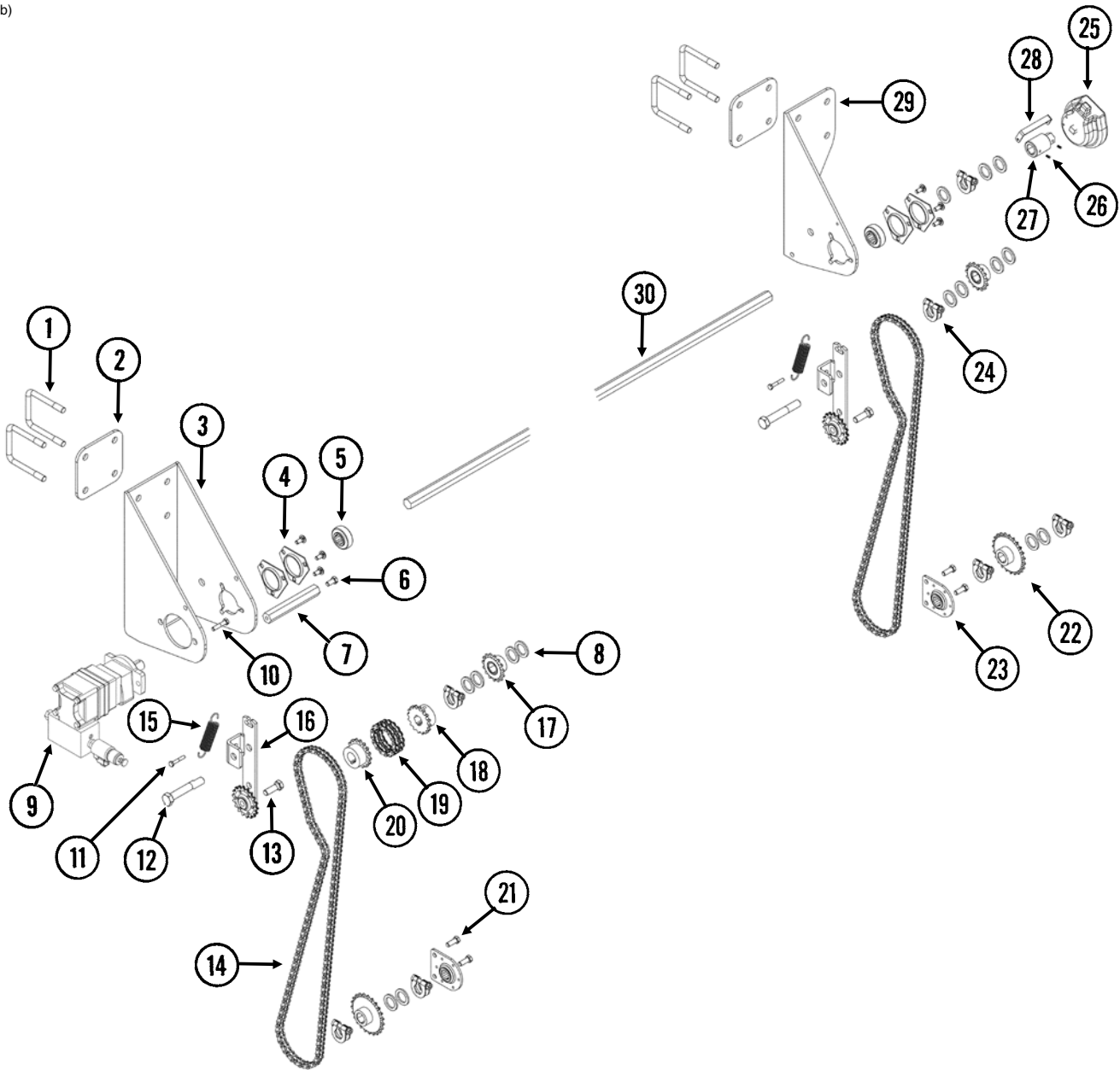
(IP1229)



ITEM	PART NO.	QTY.	DESCRIPTION
1	GA14939	1	Center Frame W/Cam Follower Mounts (Non-Stock Item)
	GA6929	-	Cam Follower Mount, L.H.
	GA6928	-	Cam Follower Mount, R.H.
2	GA8899	2	<a href="#">See "Wing Lock Cylinder" on page P164</a>
	G6801-08	4	Elbow W/O-Ring, 90°, 3/4"-16 Male JIC To O-Ring
3	GD0826	2	Pin, 1 1/4" x 5 1/2"
	G10159	4	Washer, 1 7/8"
	G10460	4	Cotter Pin, 1/4" x 2"

ITEM	PART NO.	QTY.	DESCRIPTION
4	GD9955	2	Pin, 1¼" x 7"
	G10460	4	Cotter Pin, ¼" x 2"
	G10159	4	Washer, 1⅞"
5	GA7019	2	Toggle Link
	GD9955	2	Pin, 1¼" x 7"
	G10606	4	Spring Pin, ¼"x 2"
6	GA6497	2	Cam Follower W/Grease Fitting
	G10640	-	Grease Fitting, ¼"-28
	GD10532	2	Sleeve
	GB0409	2	Spring Washer
	G10026	2	Hex Head Cap Screw, ¾"-10 x 2"
7	G10102	2	Hex Nut, ½"-13
	G10527	2	Lock Washer, ½" Internal/External
	G10828	2	Hex Socket Set Screw, ½"-13 x 1¼"
8	GD10531	2	Hinge Pin, 2⅛" x 25¾"
	G10336	4	Machine Bushing, 2⅛", 14 Gauge (As Required)
	G10234	4	Machine Bushing, 2⅛", 10 Gauge (As Required)
9	GD9963	2	Pin, 1¼" x 9"
	G10460	4	Cotter Pin, ¼" x 2"
10	GA7018	2	Link
11	GD9964	2	Pin, 1¼" x 10½"
	G10460	4	Cotter Pin, ¼" x 2"
	G10159	4	Washer, 1⅞"
12	GD9956	4	Wing Link Bar, 39⅞"
	GD9964	2	Pin, 1¼" x 10½"
	G10460	4	Cotter Pin, ¼" x 2"
	G10159	4	Washer, 1⅞"
13	GA6943	2	Spring Rod
	GD9870	1	Pin, 1¼" x 6"
	GD9898	1	Pin, 1¼" x 2⅝"
	GD10006	2	Spring
	G11391	2	Flat Washer, ⅝" SAE
	G10107	2	Lock Nut, ⅝"-11
14	G10037	2	Hex Head Cap Screw, ½"-13 x 1¼"
	G10228	2	Lock Washer, ½"
	G11389	2	Flat Washer, ½" SAE
	GD7904-02	2	Sleeve, ½" x ½" Long
15	GA7390	1	Safety Hook
	GD10492	2	Adjustment Block
	G10044	1	Hex Head Cap Screw, ¾"-10 x 4"
	G10112	1	Lock Nut, ¾"-10
16	GA7579	4	Pad Holder W/Bars
	GD25374	8	Wear Pad
17	G10543	16	Hex Head Cap Screw, ¾"-10 x 3", Full Thread
	G10105	-	Hex Nut, ¾"-10
18	GD9968	1	Cap
	G11391	4	Flat Washer, ⅝" SAE
	G10104	4	Hex Nut, ⅝"-11
19	GD19383-02	1	Hose Wrap, 40"
20	GA13934	1	Hose Anchor
21	GD19212	1	U-Bolt, 2½" x ⅜"-16
	G11091	2	Serrated Flange Nut, ⅜"-16
22	GD0829	1	Spring
23	GD20696	1	Hose Anchor

(VI56b)

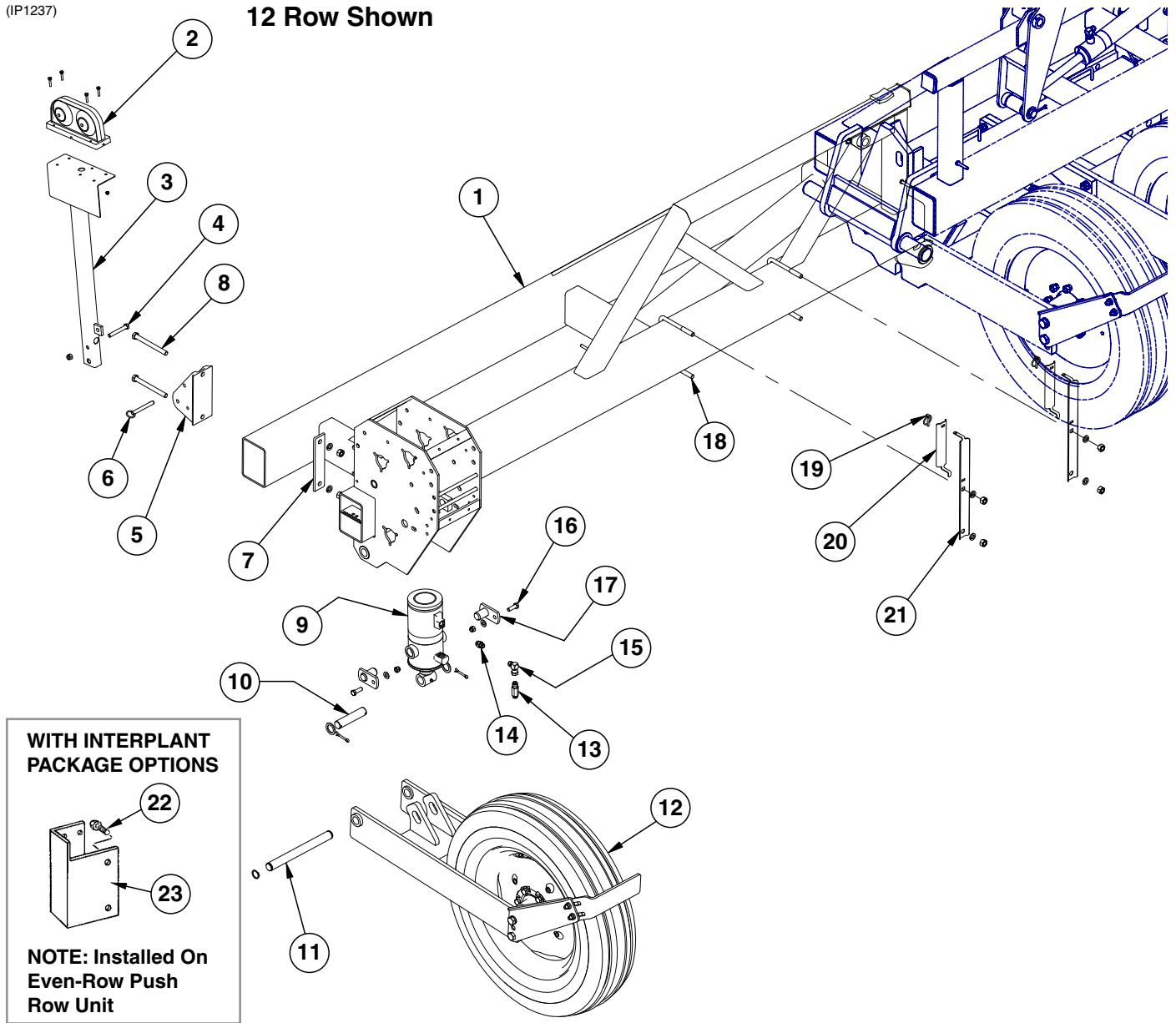




ITEM	PART NO.	QTY.	DESCRIPTION
1	GD4743	4	U-Bolt, 3" x 3" x 1/2"-13
	G10102	8	Hex Nut, 1/2"-13
2	GD18114	2	Spacer Plate
3	GA12569	1	Motor Bracket
4	G3400-01	4	Flangette
5	G2100-03	2	Bearing, 7/8" Hex Bore, Spherical
6	G10002	2	Hex Head Cap Screw, 3/8"-16 x 3/4"
7	GD18326	1	Hex Spacer
8	G10233	15	Machine Bushing, 1", 10 Gauge
9	---	-	<a href="#">See "Hydraulic Motor Assembly (Mechanical)" on page P179</a> <a href="#">See "Hydraulic Motor Assembly (EdgeVac)" on page P180</a>
10	G10133	2	Hex Head Cap Screw, 5/16"-18 x 1 1/2"
	G10232	2	Lock Washer, 5/16"
	G10106	2	Hex Nut, 5/16"-18
11	G10021	2	Hex Head Cap Screw, 1/4"-20 x 1 1/2"
	G10110	2	Lock Nut, 1/4"-20, Grade B
12	G10036	2	Hex Head Cap Screw, 5/8"-11 x 4"
	G10103	2	Hex Nut, 1/4"-20
13	G10017	2	Hex Head Cap Screw, 1/2"-13 x 1 1/2"
	G10102	2	Hex Nut, 1/2"-13
14	G3310-84	2	Chain, No. 40, 84 Pitch Including Connector Link
	GR0912	-	Connector Link, No. 40
15	GD5857	2	Spring
16	GA9553	2	Idler W/Sprocket And Hardware
	GA7154	2	Sprocket W/Bearing, 19 Tooth
	G10017	2	Hex Head Cap Screw, 1/2"-13 x 1 1/2"
	G10128	2	Machine Bushing, 1/2", 14 Gauge
	G10501	2	Hex Jam Nut, 1/2"-13, Grade 2
	GD13422	2	Idler Arm
17	GA5105	2	Sprocket, 15 Tooth
18	GD16490	2	Coupler, 1" I.D.
19	G3317-16	1	Chain, Double No. 40, 16 Pitches
	GR1790	-	Connector Link, Double No. 40
20	GD16489	1	Coupler, 7/8" Hex
21	G10001	4	Hex Head Cap Screw, 3/8"-16 x 1"
	G10101	4	Hex Nut, 3/8"-16
22	GA5108	2	Sprocket, 23 Tooth (Mechanical)
	GA5114	2	Sprocket, 30 Tooth (EdgeVac)
23	GA2180	2	Hanger Bearing, 7/8" Hex Bore
24	GA11331	-	Hex Lock Clamp Assembly
25	GA12565	1	Encoder Module
26	G11242	2	Hex Socket Set Screw, 1/4"-20 x 3/8"
27	GA12661	1	Hex Adapter Encoder
28	GD18115	1	Encoder Bracket
29	GD18014	1	Carrier Bracket
30	GD0914-54.75	1	Hex Shaft, 7/8" x 54 3/4" (No Holes)

(IP1237)

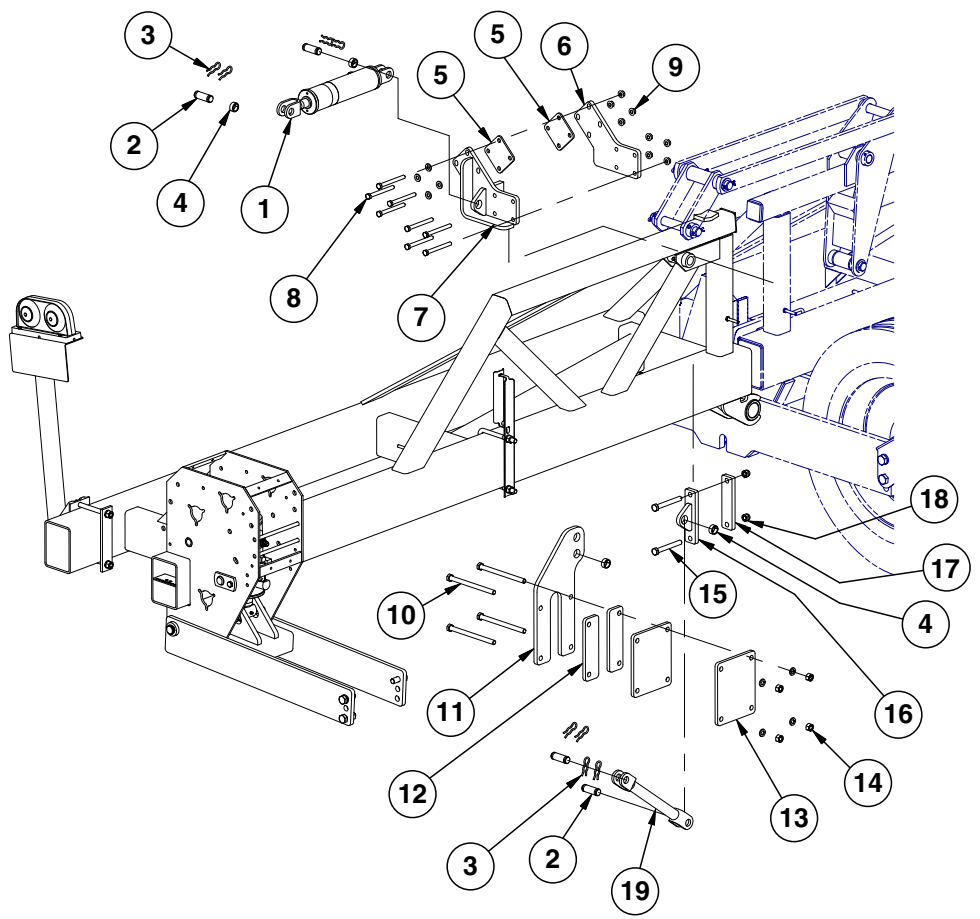
12 Row Shown



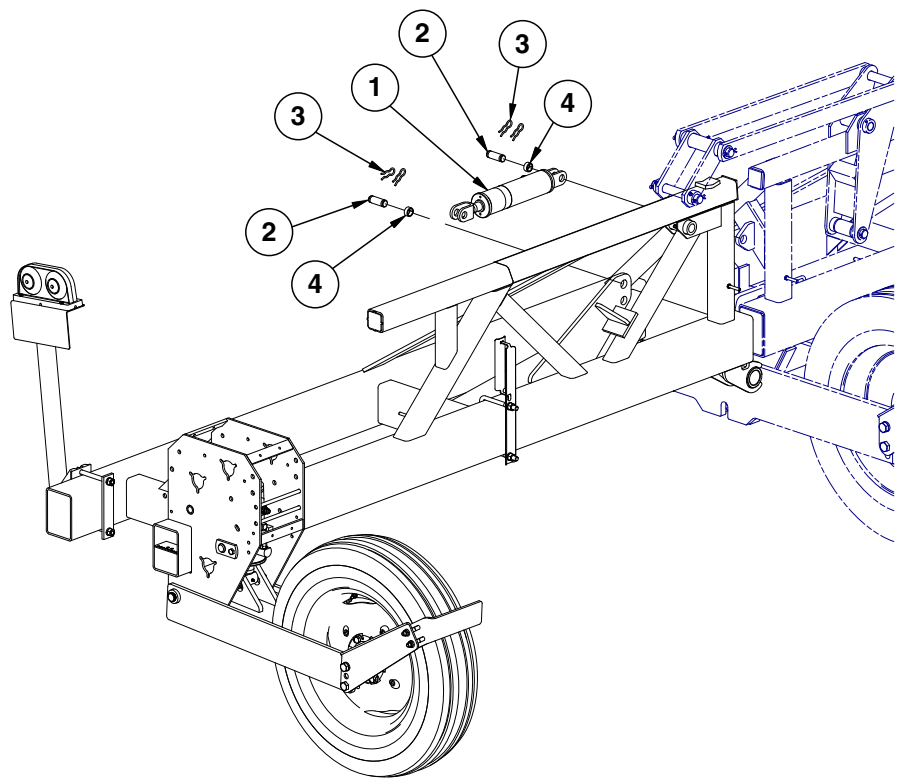
ITEM	PART NO.	QTY.	DESCRIPTION
1	A14935	1	Wing, L.H., 119¼", 12 Row 30" <b>(Non-Stock Item)</b>
	A14936	-	Wing, R.H., 119¼", 12 Row 30" <b>(Non-Stock Item)</b>
	A14938	-	Wing, R.H., 179¼", 16 Row 30" (Two Wheel Towers Per Wing) <b>(Non-Stock Item)</b>
	A14937	-	Wing, L.H., 179¼", 16 Row 30" (Two Wheel Towers Per Wing) <b>(Non-Stock Item)</b>
2	---	-	<a href="#">See "Electrical Components" on page P195</a>
	G11330	4	Hex Head Cap Screw, ¼"-20 x 1¼"
	G10110	4	Lock Nut, ¼"-20, Grade B
3	GA9840	1	Light Bracket
4	G10033	1	Hex Head Cap Screw, ½"-13 x 3½"
	G10111	3	Lock Nut, ½"-13
5	GB0309	1	Light Mount Bracket
6	G10874	1	Detent Pin, ½" x 3½" Grip
7	GD18628	1	Mounting Bracket
8	G10012	2	Hex Head Cap Screw, ⅝"-11 x 6½"
	G10230	2	Lock Washer, ⅝"
	G10104	2	Hex Nut, ⅝"-11
9	---	-	<a href="#">See "Wing Lift Cylinder, 12 Row" on page P161</a>
	---	-	<a href="#">See "Wing Lift Cylinder, 16 Row" on page P162</a>
10	GD5841	1	Pin, 1¼" x 5⅝"
	G10159	2	Machine Bushing, 1¼", 10 Gauge
	G10460	2	Cotter Pin, ¼" x 2
11	---	-	<a href="#">See "Ground Drive Wheel (Prior to 2012 Production)" on page P127</a>
			<a href="#">See "Ground Drive Wheel (2012 Production and on)" on page P129</a>
12	---	-	<a href="#">See "Ground Drive Wheel (Prior to 2012 Production)" on page P127</a>
			<a href="#">See "Ground Drive Wheel (2012 Production and on)" on page P129</a>
13	G6400-L-08	1	Long Connector W/O-Ring, ¾"-16 Male JIC To O-Ring
	GR1037	-	O-Ring
14	G6400-08	1	Connector W/O-Ring, ¾"-16 Male JIC To O-Ring
	GR1037	-	O-Ring
15	G6500-08	1	Swivel Elbow, 90°, ¾"-16 Male JIC To Female
16	G10017	2	Hex Head Cap Screw, ½"-13 x 1½"
	G11389	2	Flat Washer, ½" SAE
	G10111	2	Lock Nut, ½"-13
17	GA14359	2	Cylinder Pin
18	GD1113	2	U-Bolt, 5" x 7" x ⅝"-11
	G10230	4	Lock Washer, ⅝"
	G10104	4	Hex Nut, ⅝"-11
19	GD2558	2	Lynch Pin, ¼"
20	GD20595	2	Short Hose Holder Mount
21	GD20593	2	Long Hose Holder Mount
22	G10001	2	Hex Head Cap Screw, ⅜"-16 x 1"
	G10229	2	Lock Washer, ⅜"
	G10101	2	Hex Nut, ⅜"-16
23	GD12703	1	Push Row Unit Light Bracket
A	G7698X	-	Push Row Unit Mounted Light Bracket Package (Items 22 And 23 On This Page And 42" Harness Extension, Item 5 On <a href="#">page P195</a> )

(IP1318)

Prior to 2012 Production

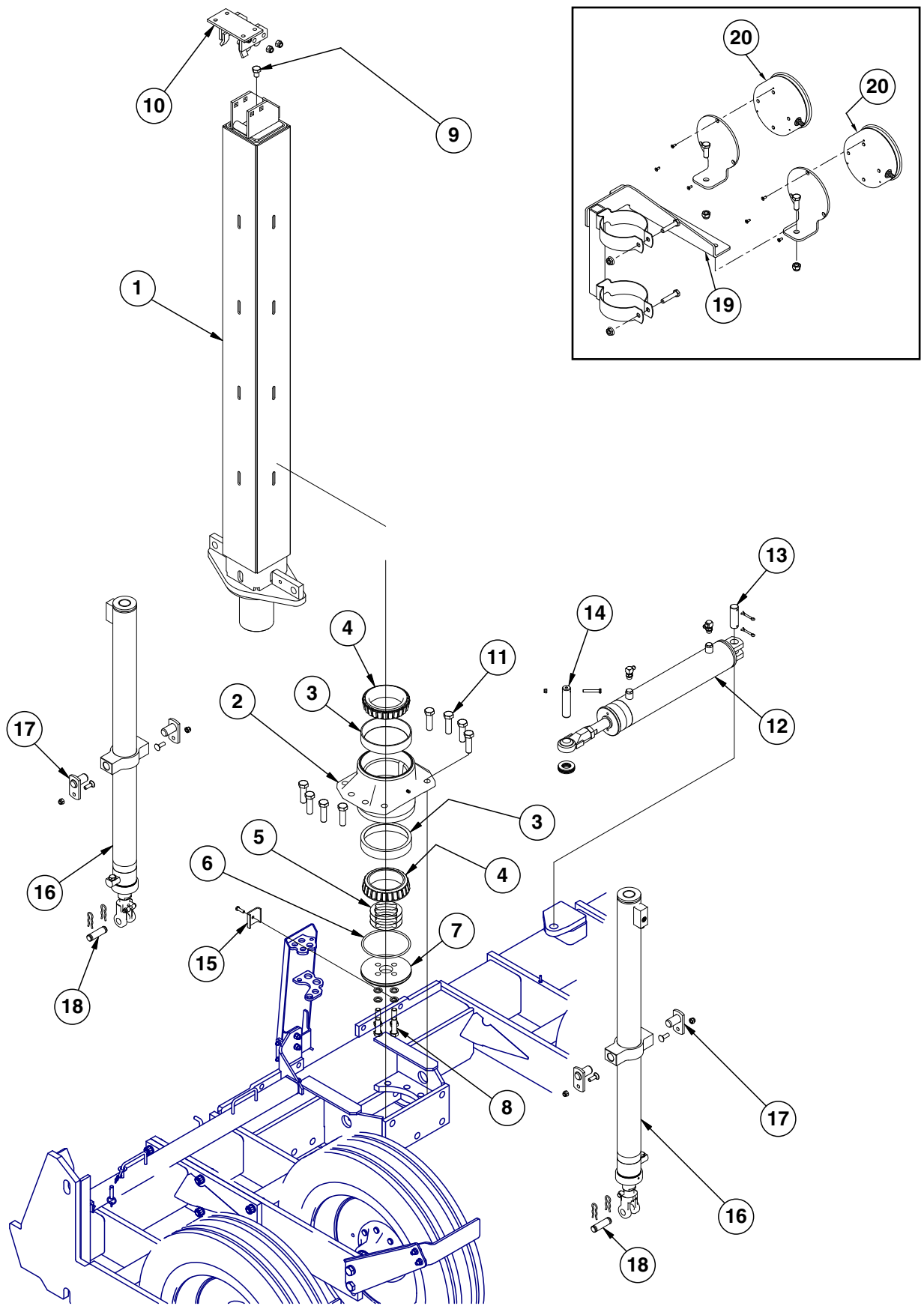


2012 Production and on



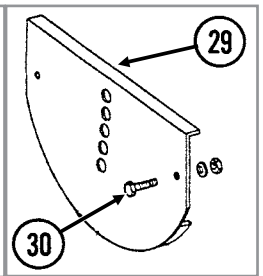
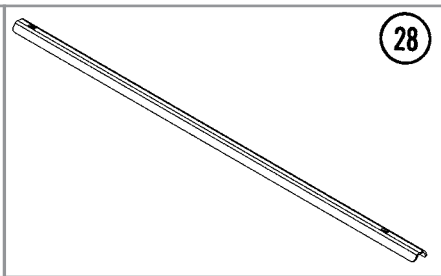
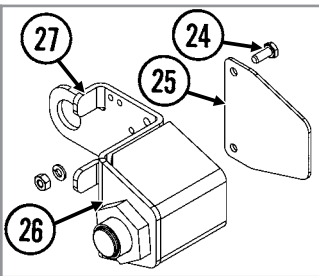
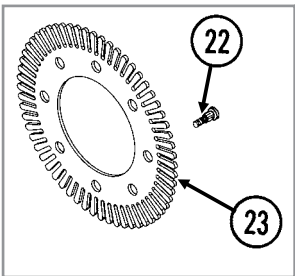
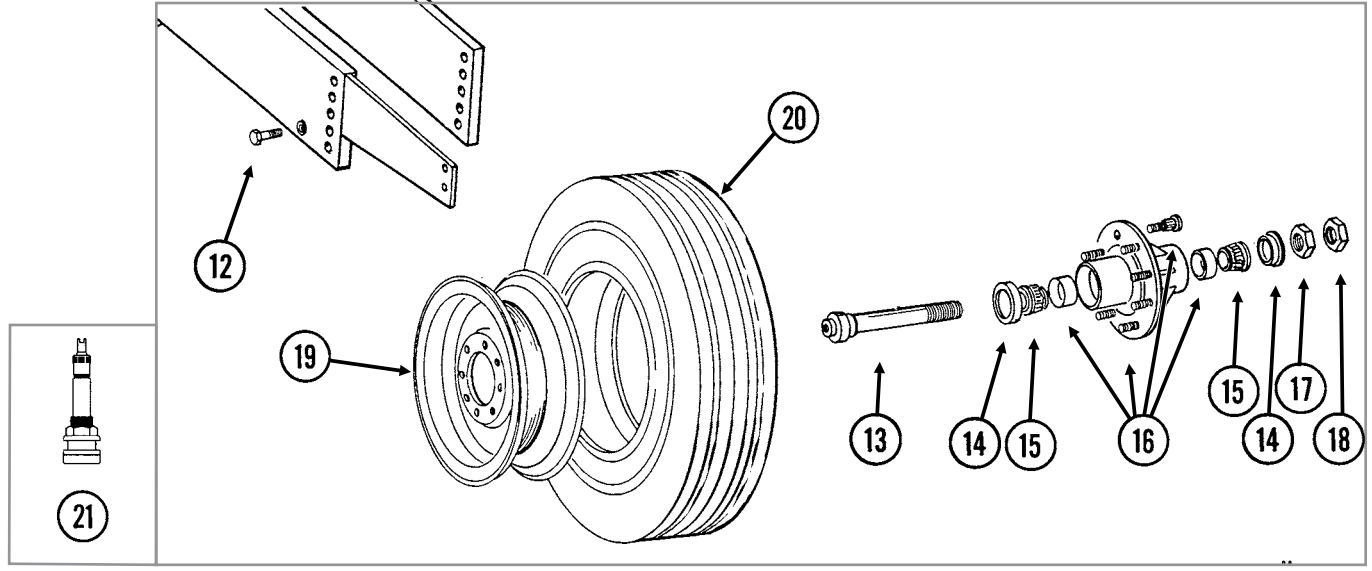
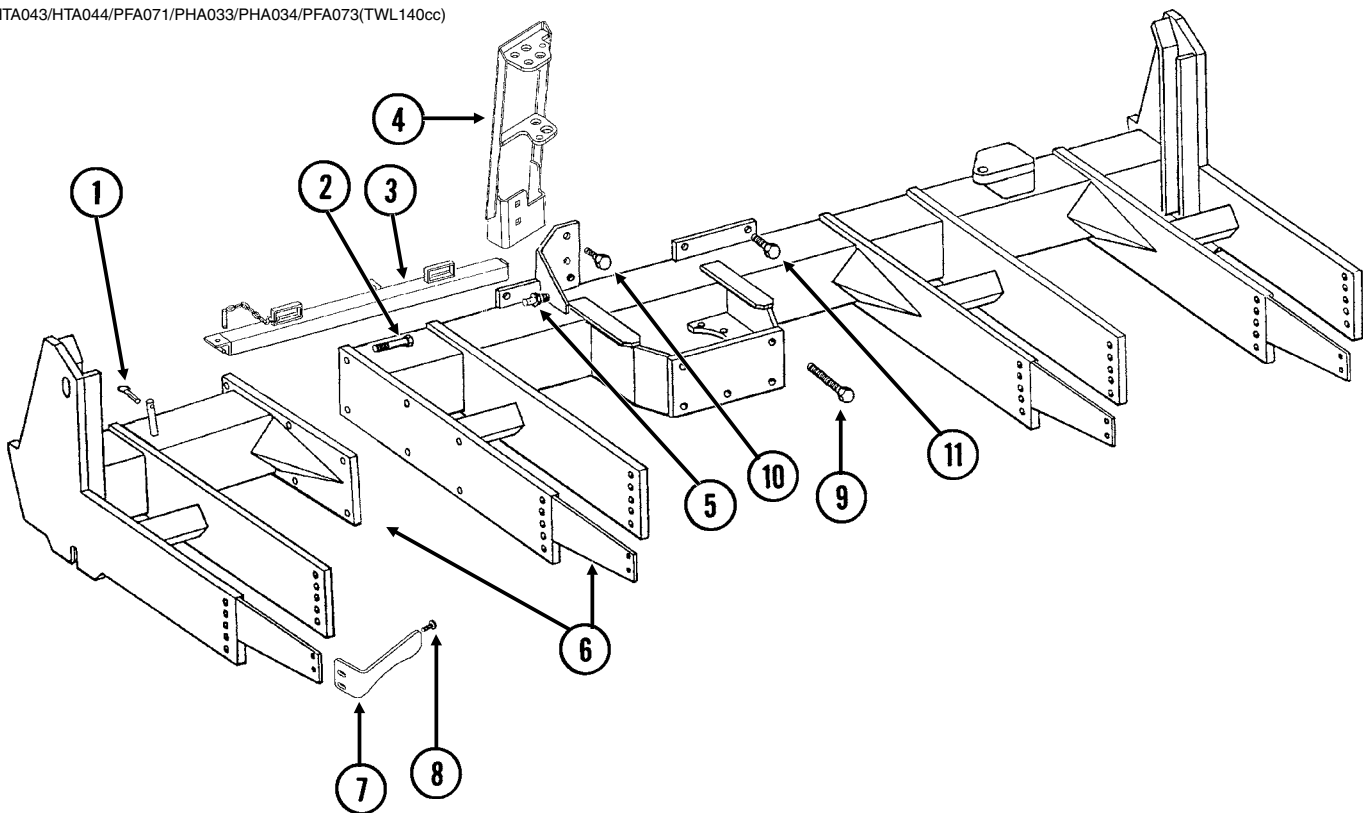
ITEM	PART NO.	QTY.	DESCRIPTION
1	GA14481	2	<a href="#">See "Wing Down Pressure Cylinder" on page P166</a>
2	GR0367	6	Pin, 1" x 27/8"
3	GR0193	12	Hair Pin Clip
4	GD18663	6	Tension Bushing, 1" I.D.
5	GD20964	2	Cylinder Mount Shim
6	GD20966	1	Cylinder Mount Backing Plate
7	GA14687	1	Cylinder Mount, L.H.
	GA14688	-	Cylinder Mount, R.H.
8	G10348	8	Hex Head Cap Screw, 1/2"-13 x 5"
8	G11389	4	Flat Washer, 1/2" Plated SAE
9	G10071	8	Serrated Flange Nut, 1/2"-13
10	G10093	4	Hex Head Cap Screw, 5/8"-11 x 8 1/2"
11	GD20960	1	Cylinder Mount Plate
12	GD20644	2	Spacer
13	GD20645	2	Backing Plate
14	G10104	4	Hex Nut, 5/8"-11
14	G10230	4	Lock Washer, 5/8"
15	G10046	2	Hex Head Cap Screw, 5/8"-11 x 5"
16	GA14690	1	Strut Mount
17	GD20967	1	Strut Mount Backing Plate
18	G10107	2	Lock Nut, 5/8"-11
19	GA14689	1	Wing Down Pressure Strut

(IP1230/IP1287)



ITEM	PART NO.	QTY.	DESCRIPTION
1	GA7540	1	Center Post
2	GA7067	1	Bearing Housing W/Cups, Less Grease Fitting (Includes Item No. 3)
	G10779	1	Grease Fitting, 90°, 1/4"-28
3	GD10011	2	Cup
4	GA7096	2	Cone
5	GD10013	1	Shim, .020" Thick (As Required)
	GD10014	1	Shim, .007" Thick (As Required)
	GD10012	1	Shim, .005" Thick (As Required)
6	GD9130	1	O-Ring
7	GD9636	1	Bearing Cap
8	G10027	4	Hex Head Cap Screw, 3/4"-10 x 2 1/2"
	GD2169	4	Special Washer, 25/32" I.D. x 1 1/4" O.D., Hardened
9	G10716	1	Hex Head Cap Screw, 3/4"-10 x 1"
10	G10011	1	Hex Head Cap Screw, 5/8"-11 x 5 1/2"
	G10107	1	Lock Nut, 5/8"-11
	GD10446	1	Sleeve, 3 13/16"
	GD10447	1	Sleeve, 3 5/8"
	GA6964	1	Hook Strap
	G10689	4	Carriage Bolt, 5/8"-11 x 2"
	G10107	4	Lock Nut, 5/8"-11
11	G10441	8	Hex Head Cap Screw, 7/8"-9 x 3", Grade 8
	GD10063	8	Hardened Washer, 7/8"
	G10955	8	Hex Nut, 7/8"-9
12	GA8904	1	<a href="#">See "Rotation Cylinder" on page P160</a>
	G6801-06-08	2	Elbow W/O-Ring, 90°, 9/16"-18 Male JIC To 3/4"-16 O-Ring
	GR1037	1	O-Ring
13	GD10064	1	Pin, 1 1/4" x 5 1/4"
	G10460	2	Cotter Pin, 1/4" x 2"
14	GD10092	1	Pin, 1 1/4" x 5 1/4"
	G10108	1	Lock Nut, 3/8"-16
	G10049	1	Hex Head Cap Screw, 3/8"-16 x 2 1/2"
	G11396	4	Flat Washer, 1 1/4"
15	GD5875	1	Hose Clamp, 9/16" x 2 1/2" x 2"
	G10004	1	Hex Head Cap Screw, 3/8"-16 x 1 1/4"
16	GA14282	2	<a href="#">See "Center Lift Cylinder" on page P163</a>
17	GA5121	4	Pin, 2 1/8"
	G10111	4	Lock Nut, 1/2"-13
	G10636	4	Carriage Bolt, 1/2"-13 x 1 1/2"
18	GR0375	2	Pin, 1" x 3 1/2"
	GR0193	4	Hair Pin Clip
19	GA14600	1	Pressure Gauge Mount
	G10060	2	Hex Head Cap Screw, 5/16"-18 x 2 1/2"
	G10620	2	Serrated Flange Nut, 5/16"-18
20	---	-	<a href="#">See "Vacuum System" on page P65</a> <a href="#">See "ASD Fan System" on page P79</a>

HTA043/HTA044/PFA071/PHA033/PHA034/PFA073(TWL140cc)

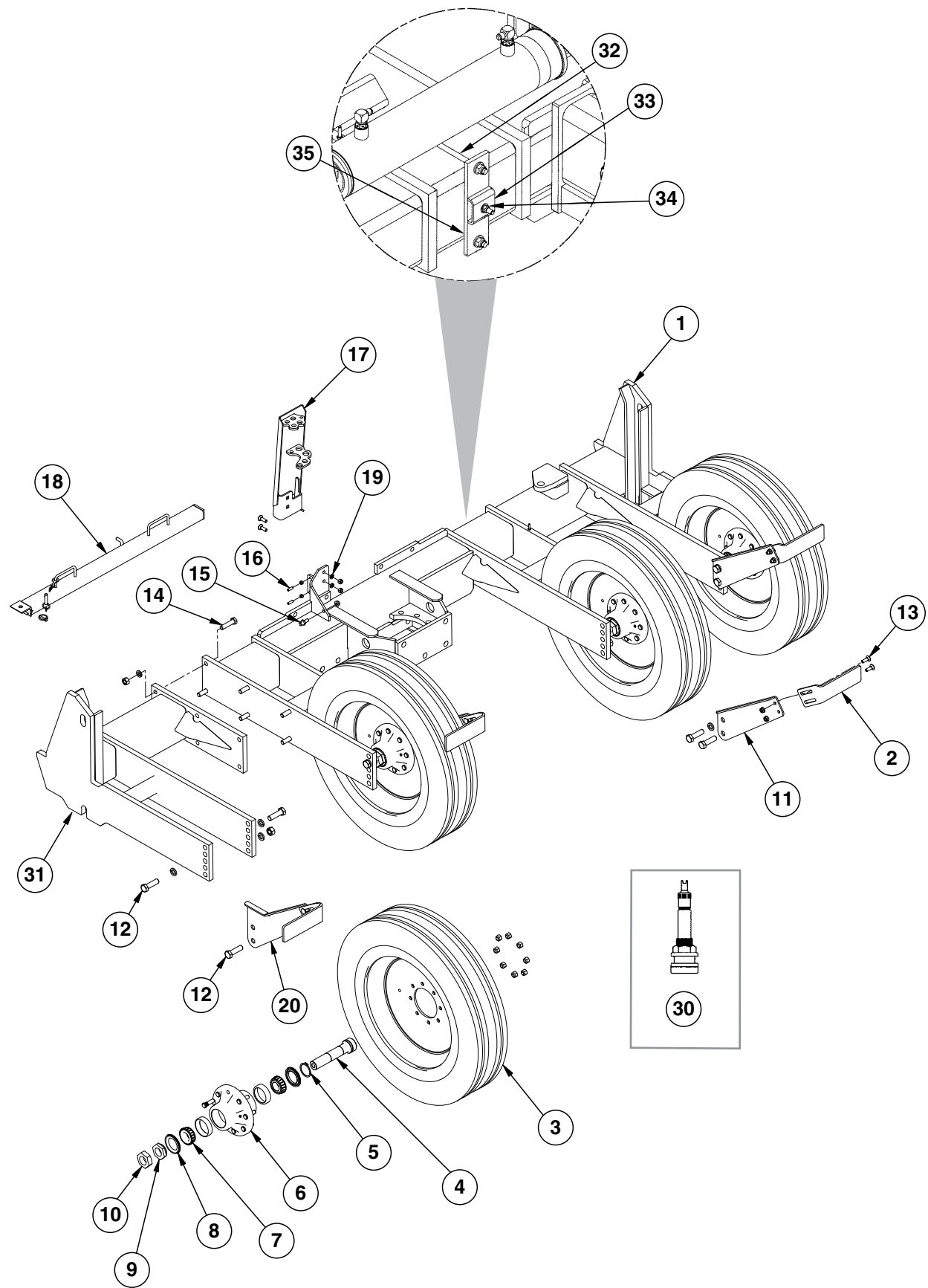


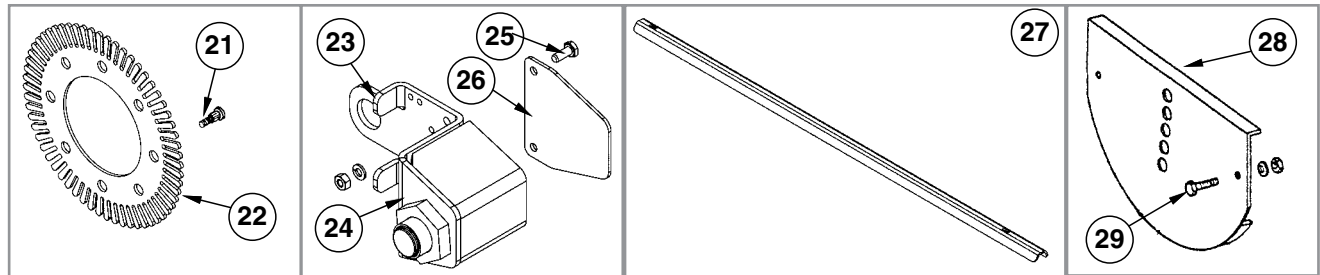


ITEM	PART NO.	QTY.	DESCRIPTION
1	GD2558	1	Lynch Pin, 1/4"
2	G10028	-	Hex Head Cap Screw, 3/4"-10 x 3"
	G10231	6	Lock Washer, 3/4"
	G10105	6	Hex Nut, 3/4"-10
3	GA7098	1	Manual Safety Lockup W/Detent Pin
	GA7022	1	Detent Pin W/Chain
	GD2558	1	Lynch Pin, 1/4"
4	GA11200	1	Bulkhead Mount
5	GD19655	1	Pin
	G10237	1	Lock Washer, 7/16"
	G10071	1	Serrated Flange Nut, 1/2"-13
6	GA14305	-	Axle W/Stub Axle, 12 Row 30" And 16 Row 30"
	GA9883	-	Stub Axle, Narrow Row
7	GD12543	-	Scraper
8	G10636	-	Carriage Bolt, 1/2"-13 x 1 1/2"
	G10071	-	Serrated Flange Nut, 1/2"-13
9	G10808	6	Hex Head Cap Screw, 1"-8 x 10", Grade 8
	G11394	6	Flat Washer, 1" SAE
	G10647	6	Hex Nut, 1"-8, Grade 8
10	G10636	-	Carriage Bolt, 1/2"-13 x 1 1/2"
	G10228	-	Lock Washer, 1/2"
	G10102	-	Hex Nut, 1/2"-13
11	G10437	4	Hex Head Cap Screw, 3/4"-8 x 2 1/2", Grade 8
	GD2169	4	Special Washer, 25/32" I.D. x 1 1/4" O.D., Hardened
	G10436	4	Hex Nut, 3/4"-10
12	G10441	2	Hex Head Cap Screw, 7/8"-9 x 3", Grade 8
	G10330	2	Lock Washer, 7/8"
13	GA4727	1	Spindle W/Retaining Ring, 1 3/4"
	GD11245	-	Spindle
	G10913	-	External Retaining Ring, 2 1/2"
14	GA4722	2	Seal
15	GA4723	2	Bearing
16	GA4729	1	Hub W/Cups, Bolts, Nuts And Grease Fitting, 8 Bolt, 1 3/4" Bore
	G10640	-	Grease Fitting, 1/4"-28
	GD7079	-	Cup
	GR0528	-	Stud, 5/8"-18 x 2 1/4", Grade 8
	GR1912	-	Lug Nut, 5/8"-18, Grade 5
17	GD7089	1	Special Nut, 1 3/4"-12 UNF
18	GD7864	1	Special Hex Nut, 1 3/4"-12 UNF
19	GA14516	-	Rim, 5.5" x 22.5", All Sizes
20	GD13409	-	Tire, 255-70R 22.5" W/O Center Rib, Tubeless (Specify Brand*)
21	GA7434	-	Valve Stem
22	GD18676	4	Lug Bolt, 5/8"-18 x 2 3/4" (If Applicable)
23	GD18643	1	Jump Start Wheel (If Applicable)
24	G10020	2	Hex Head Cap Screw, 1/4"-20 x 5/8" (If Applicable)
	G10227	2	Lock Washer, 1/4" (If Applicable)
	G10103	2	Hex Nut, 1/4"-20 (If Applicable)
25	GD18646	1	Sensor Bracket Cover (If Applicable)
26	GA13204	1	Hall Effect Sensor (If Applicable)
27	GA13227	1	Sensor Bracket (If Applicable)
28	GD18645	1	Cable Gaurd (If Applicable)
29	GA5716	-	Rock Guard (Optional)
30	G10037	-	Hex Head Cap Screw, 1/2"-13 x 1 1/4"
	G10228	-	Lock Washer, 1/2"
	G10102	-	Hex Nut, 1/2"-13
A	GA14517	-	Tire And Rim Assembly (Items 19-21) (Specify Brand*)
B	GA13214	-	Sensor Bracket Assembly (Items 24 - 27) (If Applicable)
C	GA4727	-	Spindle W/Retaining Ring, 1 3/4" (Items 4 and 5)

\*Specific brand requests will be supplied only as available from current Kinze Repair Parts stock. If a specific brand requested is not in stock, the brand available will be supplied.

(IP1231)





ITEM	PART NO.	QTY.	DESCRIPTION
1	GA14981 GA17903	1 -	Axle, 12 Row and 16 Row Axle, 16 Row Twin Row
2	GD20458	2	R.H. Slotted Scraper
3	GD13409 GA14516	- -	Tire, 255-70R 22.5" W/O Center Rib, Tubeless (Specify Brand*) Rim, 5.5" x 22.5", All Sizes
4	GD11245	4	Spindle Shaft
5	G10913	4	External Retaining Ring, 2 1/2"
6	GA4729 GR0528 GD7079 G10640 GR1912	4 8 2 1 8	Hub W/Cups, Bolts, Nuts And Grease Fitting, 8 Bolt, 1 3/4" Bore Stud, 5/8"-18 x 2 1/4", Grade 8 Cup Grease Fitting, 1/4"-28 Lug Nut, 5/8"-18, Grade 5
7	GA4723	8	Bearing
8	GA4722	8	Seal
9	GD7089	4	Special Nut, 1 3/4"-12 UNF
10	GD7864	4	Special Hex Nut, 1 3/4"-12 UNF
11	GD20457	2	R.H. Long Scraper Arm
12	G10441 G10330 G10955	12 12 4	Hex Head Cap Screw, 7/8"-9 x 3", Grade 8 Lock Washer, 7/8" Hex Nut, 7/8"-9
13	G10636 G10071	8 8	Carriage Bolt, 1/2"-13 x 1 1/2" Serrated Flange Nut, 1/2"-13
14	G10028 G10231 G10105	6 6 6	Hex Head Cap Screw, 3/4"-10 x 3" Lock Washer, 3/4" Hex Nut, 3/4"-10
15	GD19655 G10071	1 1	Pin Serrated Flange Nut, 1/2"-13
16	G10806 G10101	2 2	Hex Set Screw, 3/8"-16 x 1 1/4" Hex Nut, 3/8"-16
17	GA15258	1	Bulkhead Mount
18	GA7098 GA7022 GD2558	1 1 1	Manual Safety Lockup W/Detent Pin Detent Pin W/Chain Lynch Pin, 1/4"
19	G10636 G10228 G10102	2 2 2	Carriage Bolt, 1/2"-13 x 1 1/2" Lock Washer, 1/2" Hex Nut, 1/2"-13
20	GA18105 GD25523	2 1	L.H. Long Scraper Arm L.H. Slotted Scraper
21	GD18676	4	Lug Bolt, 5/8"-18 x 2 3/4" (If Applicable)
22	GD18643	1	Jump Start Wheel (If Applicable)
23	GA13227	1	Sensor Bracket (If Applicable)
24	GA13204	1	Hall Effect Sensor (If Applicable)

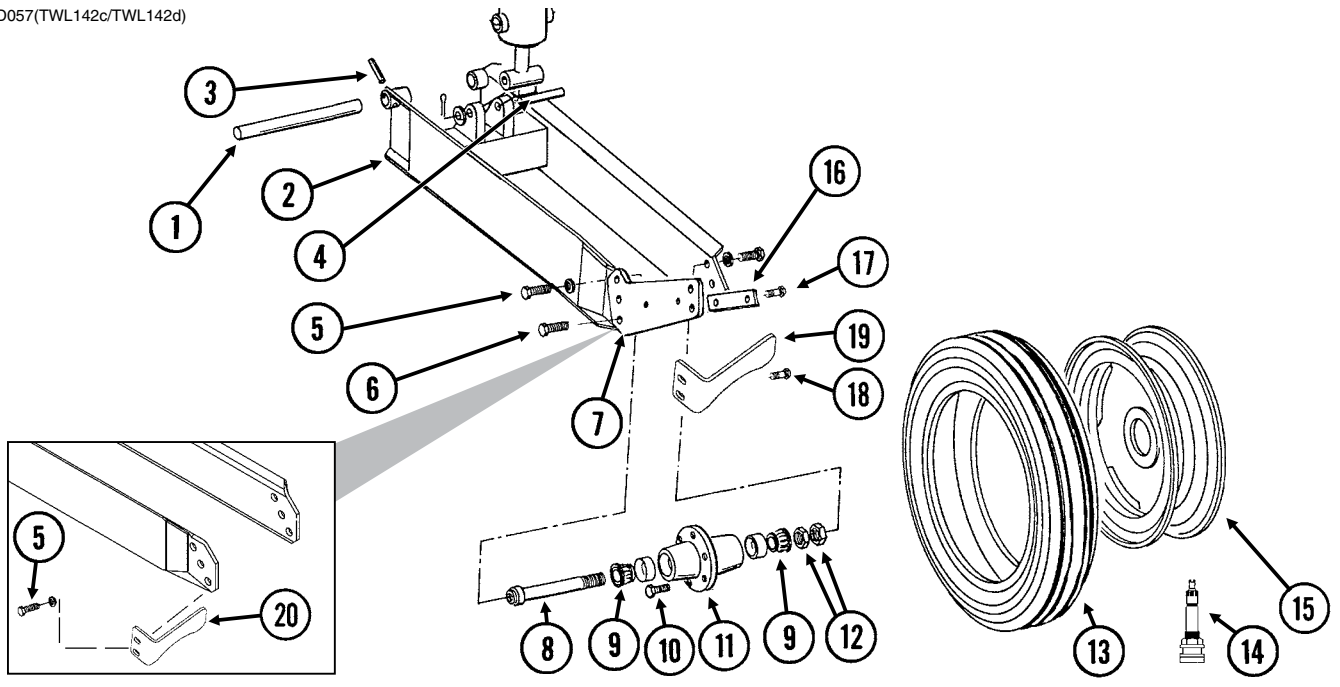
Continued on the next page.

ITEM	PART NO.	QTY.	DESCRIPTION
25	G10020	2	Hex Head Cap Screw, ¼"-20 x ⅝" (If Applicable)
	G10227	2	Lock Washer, ¼" (If Applicable)
	G10103	2	Hex Nut, ¼"-20 (If Applicable)
26	GD18646	1	Sensor Bracket Cover (If Applicable)
27	GD18645	1	Cable Gaurd (If Applicable)
28	GA5716	-	Rock Guard (Optional)
29	G10037	-	Hex Head Cap Screw, ½"-13 x 1¼"
	G10228	-	Lock Washer, ½"
	G10102	-	Hex Nut, ½"-13
30	GA7434	-	Valve Stem
31	GA15453	1	Stub Axle
32	GD7145	1	U-Bolt, 7" x 7" x ½"-13 (Twin-Row Only)
	G10111	2	Lock Nut, ½"-13 (Twin-Row Only)
	G11389	2	Flat Washer, ½" Plated SAE (Twin-Row Only)
33	GD5875	1	Hose Clamp, ⅞" x 2½" x 2" (Twin-Row Only)
34	G10108	1	Lock Nut, ⅜"-16 (Twin-Row Only)
	G11387	1	Flat Washer, ⅜" SAE (Twin-Row Only)
35	GA17413	1	Mounting Bracket (Twin-Row Only)
A	GA14517	-	Tire And Rim Assembly (Items 3 and 30) (Specify Brand*)
B	GA13214	-	Sensor Bracket Assembly (Items 23 - 26) (If Applicable)
C	GA4727	-	Spindle W/Retaining Ring, 1¾" (Items 4 and 5)

**\*Specific brand requests will be supplied only as available from current Kinze Repair Parts stock. If a specific brand requested is not in stock, the brand available will be supplied.**

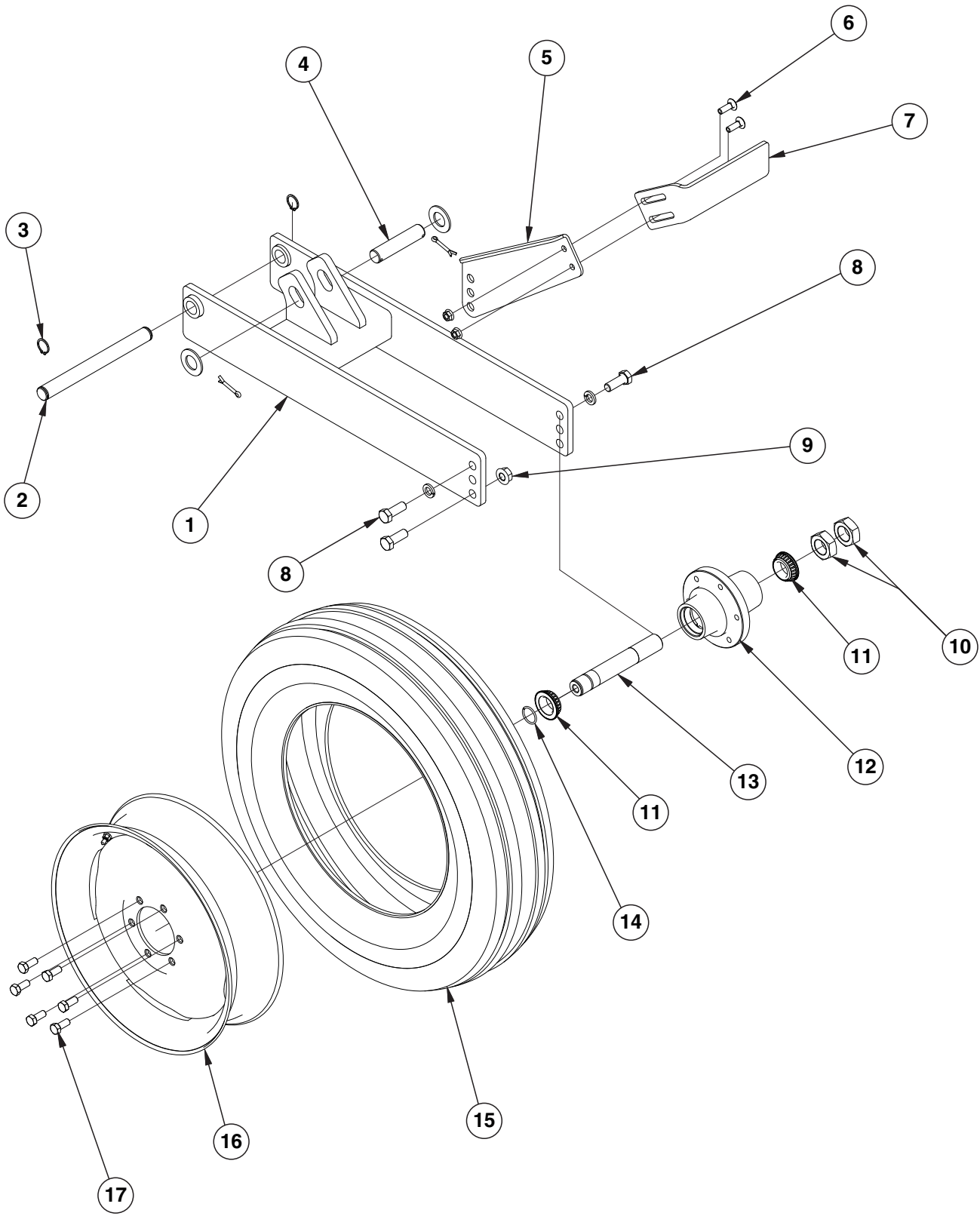
**This page left blank intentionally.**

PTD057(TWL142c/TWL142d)



ITEM	PART NO.	QTY. (Per Assy.)	DESCRIPTION
1	GD11695	-	Pin, 1¼" x 13¼"
2	GA8677	1	Wheel Module
3	G10610	-	Spring Pin, ⅜" x 2"
4	GD5841	1	Pin, 1¼" x 5⅝"
	G11396	2	Flat Washer, 1 ¼"
	G10460	2	Cotter Pin, ¼" x 2"
5	G10026	2	Hex Head Cap Screw, ¾"-10 x 2"
	G10231	2	Lock Washer, ¾"
6	G10026	2	Hex Head Cap Screw, ¾"-10 x 2"
	G10231	2	Lock Washer, ¾"
	G10105	2	Hex Nut, ¾"-10
7	GD10128	1	Scraper Arm (If Applicable)
8	GA4376	1	Spindle W/Round External Retaining Ring, 10"
	GD11490	-	Round External Retaining Ring
9	GA0895	2	Bearing
10	GR0270	6	Lug Bolt, ⅞"-18
11	GA2148	1	Hub W/Cups, 6 Bolt
	GR0434	-	Cup
12	G11081	2	Hex Jam Nut, 1½"-12, Grade 2
13	GD13401	1	Tire, 7.50" x 20", 8 Ply, Tubeless W/O Center Rib (Specify Brand*)
14	GA7434	-	Valve Stem
15	GA14413	1	Rim, 5.5" x 20"
16	GD10144	1	Bar Clamp (If Applicable)
17	G10017	1	Hex Head Cap Screw, ½"-13 x 1½"
	G10039	1	Hex Head Cap Screw, ½"-13 x 1¾"
	G10228	2	Lock Washer, ½"
	G10102	2	Hex Nut, ½"-13
18	G10636	2	Carriage Bolt, ½"-13 x 1½"
	G11389	2	Flat Washer, ½" SAE
	G10228	2	Lock Washer, ½"
	G10102	2	Hex Nut, ½"-13
19	GD12543	1	Scraper
20	GA13335	1	Scraper
A	GA14412	-	Tire And Rim Assembly (Specify Brand*) (Items 13-15)
B	GA4377	-	Hub And Spindle Assembly (Items 8, 9, 11 And 12)

\*Specific brand requests will be supplied only as available from current Kinze Repair Parts stock. If a specific brand requested is not in stock, the brand available will be supplied.

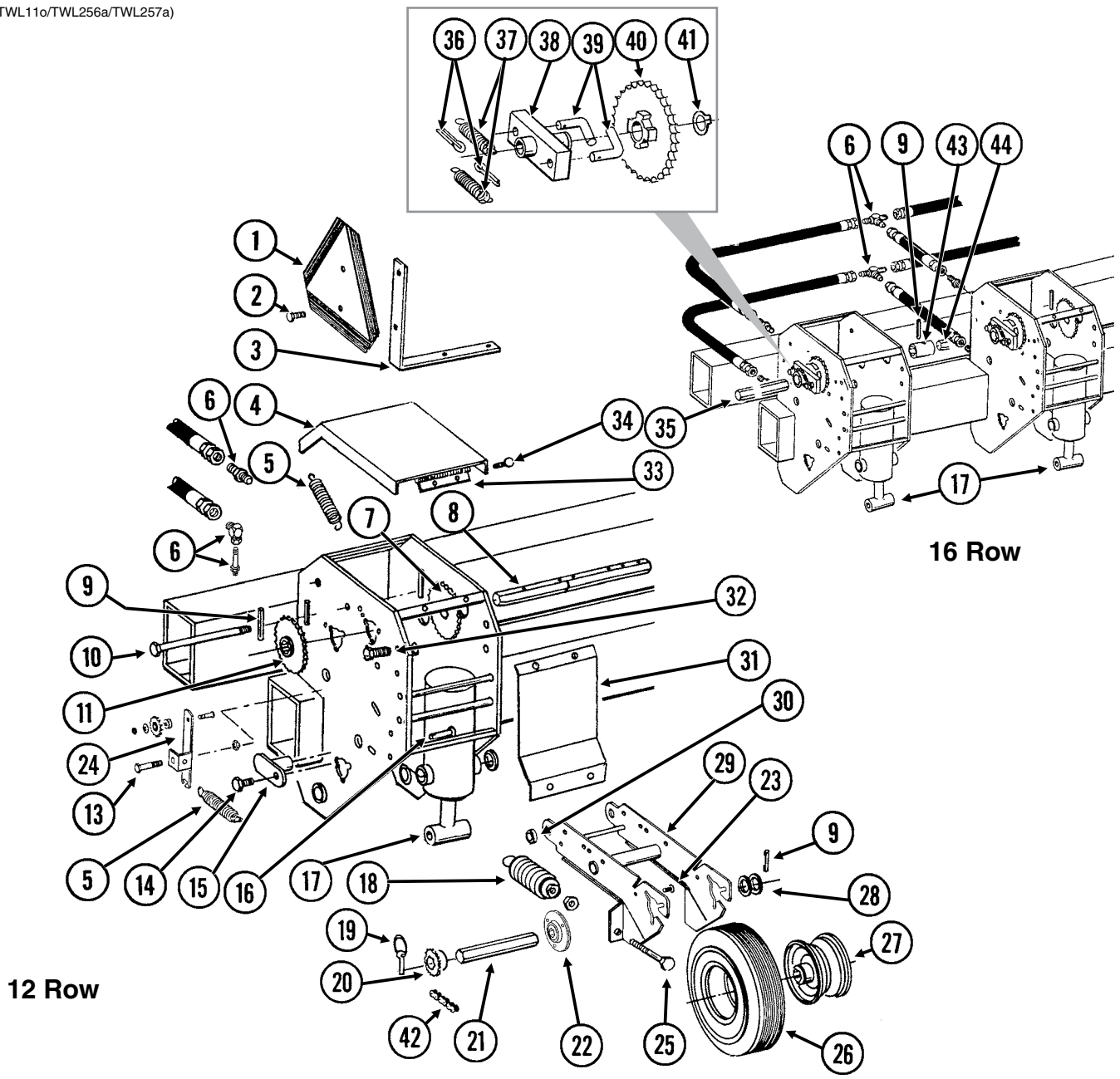


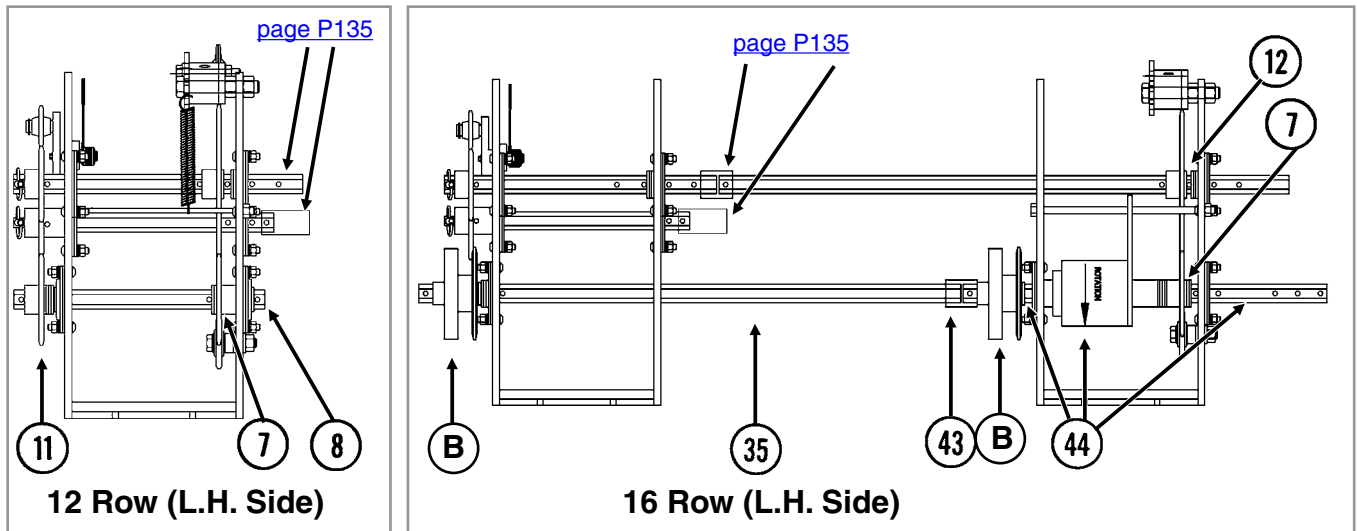


ITEM	PART NO.	QTY. (Per Assy.)	DESCRIPTION
1	GA14349	1	Wheel Module
2	GD20461	1	Pin, 1¼" x 13"
3	G11400	2	Retaining Ring, 1¼"
4	GD5841	1	Pin, 1¼" x 5⅝"
	G11396	2	Flat Washer, 1¼" SAE
	G10460	2	Cotter Pin, ¼" x 2"
5	GD20456	1	Short Scraper Arm
6	G10636	2	Carriage Bolt, ½"-13 x 1½"
	G10071	2	Serrated Flange Nut, ½"-13
7	GD20458	1	Slotted Scraper
8	G10026	3	Hex Head Cap Screw, ¾"-10 x 2"
	G10231	2	Lock Washer, ¾"
9	G11314	1	Serrated Flange Nut, ¾"-10
10	G11081	2	Hex Jam Nut, 1½"-12, Grade 2
11	GA0895	2	Bearing
12	GA2148	1	Hub W/Cups, 6 Bolt
	GR0434	2	Cup
13	GA4376	1	Spindle W/Round External Retaining Ring, 10"
14	GD11490	1	Round External Retaining Ring
15	GD13401	1	Tire, 7.50" x 20", 8 Ply, Tubeless W/O Center Rib (Specify Brand*)
	GA7434	1	Valve Stem
16	GA14413	1	Rim, 5.5" x 20"
17	GR0270	6	Lug Bolt, ⅝"-18
A	GA14412	-	Tire And Rim Assembly (Specify Brand*) (Items 15 and 16)
B	GA4377	-	Hub And Spindle Assembly (Items 10-13)

**\*Specific brand requests will be supplied only as available from current Kinze Repair Parts stock. If a specific brand requested is not in stock, the brand available will be supplied.**

(TWL110/TWL256a/TWL257a)





ITEM	PART NO.	QTY. (Per Assy.)	DESCRIPTION
1	GD2199	1	SMV Sign
2	G10064	2	Hex Head Cap Screw, ¼"-20 x 1"
	G10621	2	Serrated Flange Nut, ¼"-20
3	GD9969	1	Bracket
4	GD10298	1	Cover
5	GD5857	2	Spring
6	---	-	<a href="#">See "Hydraulic Hoses and Fittings on Planter Frame, 12 Row" on page P187</a> <a href="#">See "Hydraulic Hoses and Fittings on Planter Frame, 16 Row" on page P189</a>
7	---	-	<a href="#">See "Inner Module Drive" on page P137</a>
8	GD10543	1	Hex Shaft, 7/8" x 13", <a href="#">See "Point Row Clutch" on page P139</a> (For 12 Row Machines Equipped With Point Row Clutches)
9	G10602	4	Spring Pin, ¼" x 1½"
10	G10595	-	Hex Head Cap Screw, 3/8"-16 x 10" (Used To Secure Point Row Clutch)
	G10108	-	Lock Nut, 3/8"-16
11	GA5114	1	Sprocket, 30 Tooth
12	G10233	2	Machine Bushing, 1", 10 Gauge
	G10345	2	Machine Bushing, 1", 14 Gauge
13	G10036	1	Hex Head Cap Screw, 5/8"-11 x 4"
	G10104	1	Hex Nut, 5/8"-11
	G10107	1	Lock Nut, 5/8"-11
14	G10017	2	Hex Head Cap Screw, ½"-13 x 1½"
	G11389	2	Flat Washer, ½" SAE
	G10111	2	Serrated Flange Nut, ½"-13
15	GA5121	2	Pin, 2½"
16	G10870	1	Clevis Pin, 3/8" x 1"
	G10860	1	Retaining Ring, 3/8"
17	---	-	<a href="#">See "Wing Lift Cylinder, 12 Row" on page P161</a> <a href="#">See "Wing Lift Cylinder, 16 Row" on page P162</a>
18	GA2068	2	Spring W/Plug
19	GD2558	1	Lynch Pin, ¼"
20	GA12192	1	Sprocket, 22 Tooth
	GA5113	1	Sprocket, 28 Tooth
	GA5114	1	Sprocket, 30 Tooth
	GA12191	-	Sprocket, 44 Tooth

Continued on the next page.

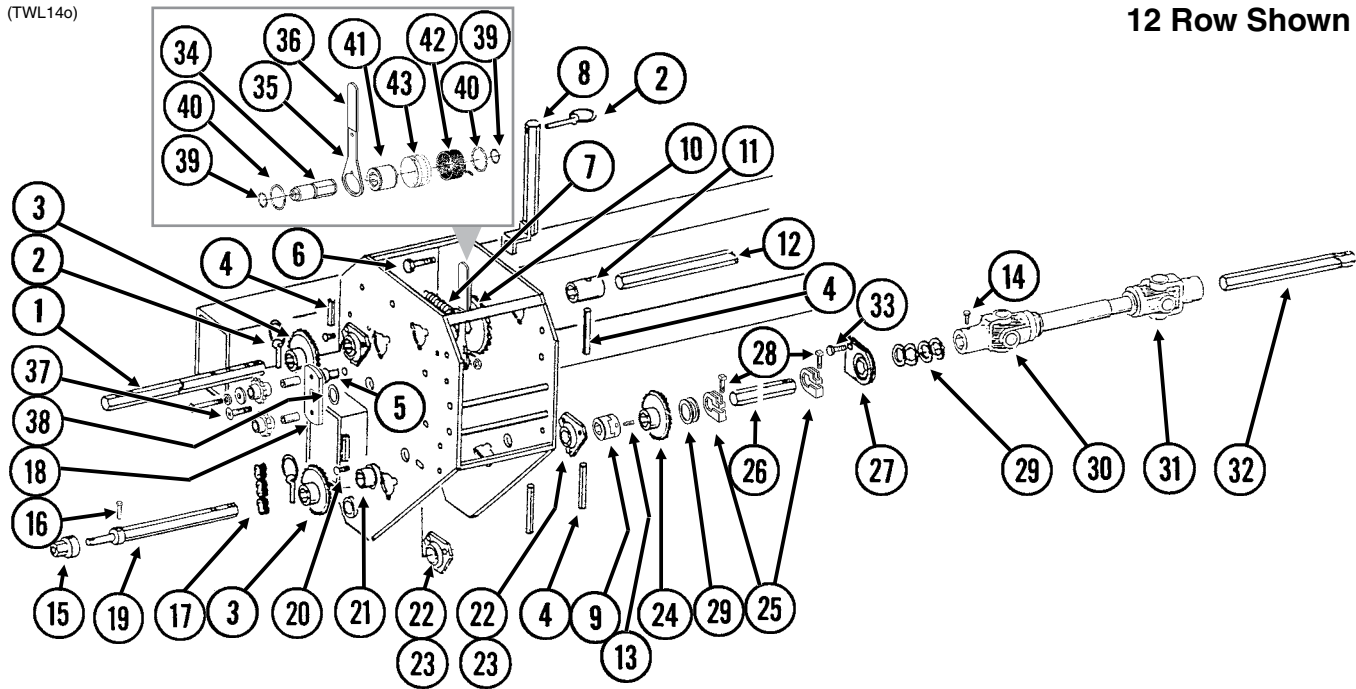
ITEM	PART NO.	QTY. (Per Assy.)	DESCRIPTION
21	GD6775	1	Hex Shaft, 7/8" x 11 3/4" (2 Holes)
22	GA9846	-	Flanged Bearing, 7/8" Hex Bore
23	G10303	6	Carriage Bolt, 5/16"-18 x 1"
	G10232	6	Lock Washer, 5/16"
	G10106	6	Hex Nut, 5/16"-18
24	GA9553	1	Idler W/Sprocket And Hardware, L.H. Side Of Planter
	GA9554	-	Idler W/Sprocket And Hardware, R.H. Side Of Planter
	GA7154	-	Sprocket W/Bearing, 18 Tooth
	G10017	-	Hex Head Cap Screw, 1/2"-13 x 1 1/2"
	G10128	-	Machine Bushing, 1/2", 14 Gauge
	G10501	-	Hex Jam Nut, 1/2"-13, Grade 2
25	G10890	2	Hex Head Adjusting Bolt, 1/2"-13 x 4", Grade 2
	G10501	2	Hex Jam Nut, 1/2"-13, Grade 2
26	GD4700	1	Tire, 4.80" x 8", 4 Ply, Rib Implement (Specify Brand*)
27	GA3553	1	Rim, 3.75" x 8"
	GD4701	-	Valve Stem
28	G10233	-	Machine Bushing, 1", 10 Gauge
29	GA7372	1	Wheel Arm
30	GB0218	2	Bushing, 2 1/32" I.D. x 7/8" O.D. x 1 9/32" Long
31	GD6895	1	Shield
32	G10004	2	Hex Head Cap Screw, 5/8"-11 x 1 1/4"
	G10235	6	Machine Bushing, 7/8", 14 Gauge
	G11391	2	Flat Washer, 5/8" SAE
	GB0218	2	Bushing, 2 1/32" I.D. x 7/8" O.D. x 1 9/32" Long
	G10107	2	Lock Nut, 5/8"-11
33	GA13790	1	Slip Joint Hinge Assembly
34	G10064	6	Hex Head Cap Screw, 1/4"-20 x 1"
	G10621	6	Serrated Flange Nut, 1/4"-20
35	GD10099	-	Hex Shaft, 7/8" x 29 5/8"
36	G10453	2	Cotter Pin, 3/16" x 1"
37	GD1256	2	Spring
38	GA0378	1	Block And Hub Assembly
39	GD1255	2	L-Pin
40	GA5165	1	Sprocket, 30 Tooth
41	G10430	1	External Retaining Ring, 1 1/4"
42	G3310-114	1	Chain, No. 40, 114 Pitch Including Connector Link (Used With 22 Tooth Sprocket)
	G3310-118	-	Chain, No. 40, 118 Pitch Including Connector Link (Used With 28 Tooth Sprocket)
	G3310-126	-	Chain, No. 40, 126 Pitch Including Connector Link (Used With 44 Tooth Sprocket)
	GR0912	-	Connector Link, No. 40
43	GD5212	1	Coupler, 1 3/4", 16 Row 30" Only
44	---	-	<a href="#">See "Point Row Clutch" on page P139</a>
A	GA3552	-	Tire And Rim Assembly (Items 26 And 27) (Specify Brand*)
B	GA5164	-	Ratchet/Sprocket Assembly, L.H. Side Of Planter (Items 36-41)
	GA9843	-	Ratchet/Sprocket Assembly, R.H. Side Of Planter (Items 36-41)
C	G1K324	-	Contact Wheel Arm Replacement Kit (Items 9, 21-23, 25, 28 And 29)

\* Specific brand requests will be supplied only as available from current Kinze Repair Parts stock. If a specific brand requested is not in stock, the brand available will be supplied. Different brand tires may have different diameters. Change in tire brand may affect rates. Field checks are recommended after any change in contact tires.

**This page left blank intentionally.**

(TWL14o)

12 Row Shown

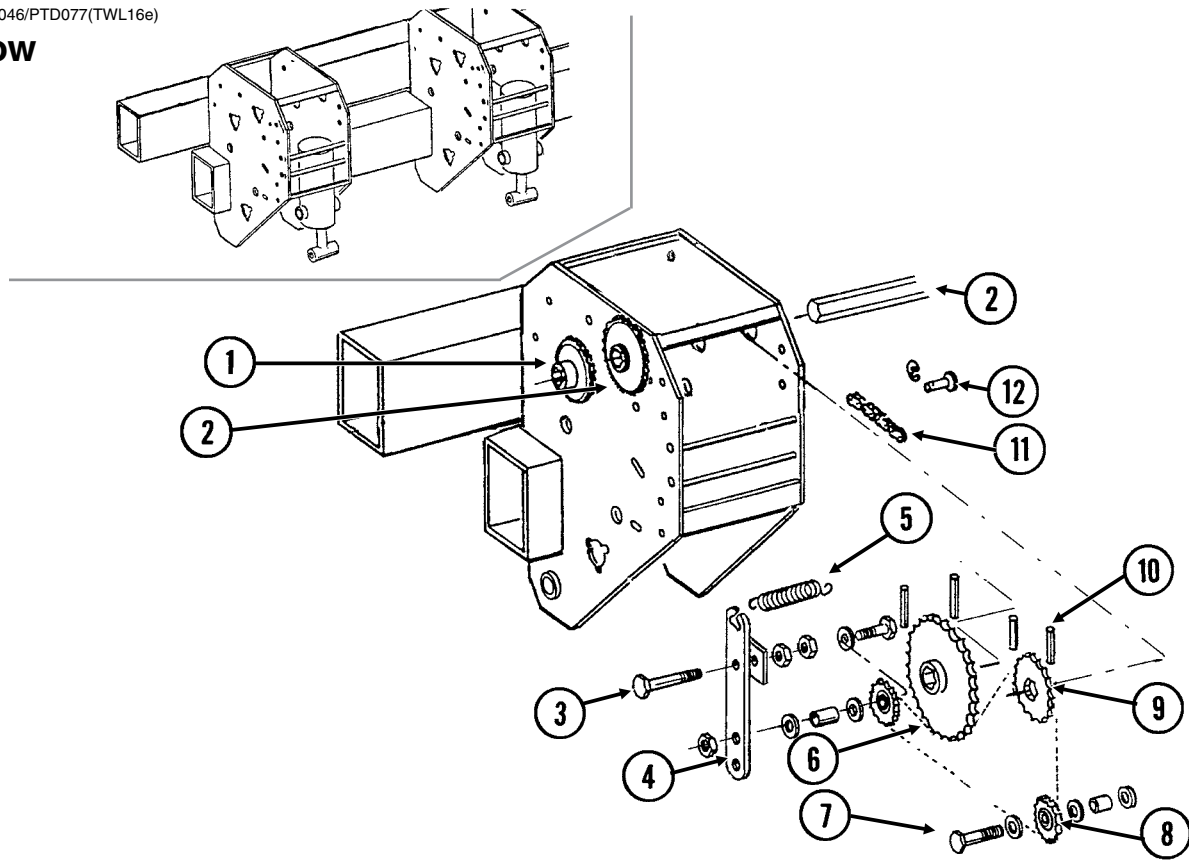


ITEM	PART NO.	QTY. (Per Side)	DESCRIPTION
1	GD6780	1	Shaft, 7/8" x 15"
2	GD2558	3	Lynch Pin, 1/4"
3	GA5105	1	Sprocket, 15 Tooth
	GA5106	1	Sprocket, 17 Tooth
	GA5107	2	Sprocket, 19 Tooth
	GA5108	2	Sprocket, 23 Tooth
	GA5109	1	Sprocket, 24 Tooth
	GA5110	1	Sprocket, 25 Tooth
	GA5111	1	Sprocket, 26 Tooth
	GA5112	1	Sprocket, 27 Tooth
	GA5113	1	Sprocket, 28 Tooth
	GA5114	1	Sprocket, 30 Tooth
4	G10602	-	Spring Pin, 1/4" x 1 1/2"
5	G10870	1	Clevis Pin, 3/8" x 1"
	G10860	1	Retaining Ring, 3/8"
6	G10583	1	Hex Head Cap Screw, 1/2"-13 x 2 3/4"
	GD4887-14	1	Sleeve, 1" O.D. x 9/16" I.D. x 7/8"
	G10527	2	Lock Washer, 1/2", Internal/External
	G10111	1	Lock Nut, 1/2"-13
7	GD5857	1	Spring
8	GA10832	1	Sprocket Storage Rod
9	GB0287	2	Coupler
10	---	-	<a href="#">See "Inner Module Drive" on page P137</a>
11	GD5212	1	Coupler, 1 3/4", 16 Row 30" Only
12	GD10100	1	Hex Shaft, 7/8" x 31 3/8", 16 Row 30" Only
13	G10131	4	Square Head Set Screw, 5/16"-18 x 3/4"
14	G10688	-	Square Head Set Screw, 3/8"-16 x 5/8"
15	GD7127	1	Shear Coupler
16	G10821	-	Clevis Pin, 3/16" x 2"
	G10455	-	Cotter Pin, 1/16" x 1/2"
17	G3310-80	1	Chain, No. 40, 80 Pitch Including Connector Link
	GR0912	-	Connector Link, No. 40

ITEM	PART NO.	QTY. (Per Side)	DESCRIPTION
18	GA7336	1	Idler W/Bolt-On Sprockets
	GD7426	-	Sprocket, 12 Tooth
	G10047	-	Hex Head Cap Screw, 3/8"-16 x 1 3/4"
	GD1026	-	Sleeve, 1 3/16" Long
	G11387	-	Flat Washer, 3/8" SAE
	G10229	-	Lock Washer, 3/8"
19	GD7612	1	Shaft, 7/8" x 13 1/2"
20	G10303	-	Carriage Bolt, 5/16"-18 x 1"
	G10620	-	Hex Nut, 5/16"-18
21	GA5548	1	Special Bearing
22	G3400-01	-	Flangette
23	G2100-03	-	Bearing, 7/8" Hex Bore, Spherical
24	GA8092	1	Clutch Sprocket Assembly, 19 tooth ( <a href="#">See "Interplant Push Row Unit Drive (Style A)" on page P53</a> )
25	GD11045	-	Lock Clamp
26	GD0914-106.5	2	Hex Shaft, 7/8" x 106 1/2" (No Holes), Wing, 12 Row 30"
	GD0914-166.75	-	Hex Shaft, 7/8" x 166 3/4" (No Holes), Wing, 16 Row 30"
27	GA2180	-	Hanger Bearing, 7/8" Hex Bore
28	G10130	-	Square Head Machine Bolt, 5/16"-18 x 1 3/4"
	G10923	-	Flange Nut, 5/16"-18, No Serration
29	G10233	-	Machine Bushing, 1", 10 Gauge
30	GA7052	-	U-Joint W/Grease Fitting, Female, 10 1/4" Long, 12 Row 30" And 16 Row 30"
	GR1557	-	Grease Fitting, 45°, Metric
	GR1298	-	Inboard Yoke And Outer Profile (18 1/4" U-Joint)
	GR1297	-	Inboard Yoke And Outer Profile (10 1/4" U-Joint)
	GR1294	-	Cross And Bearing Kit
	GR1293	-	Yoke, 7/8" Hex
31	GA7051	-	U-Joint W/Grease Fitting, Male, 12 1/4" Long
	GR1557	-	Grease Fitting, 45°, Metric
	GR1296	-	Inner Profile
	GR1295	-	Inboard Yoke
	GR1301	-	Spring Pin, 8 mm x 50 mm
	GR1294	-	Cross And Bearing Kit
	GR1293	-	Yoke, 7/8" Hex
32	GD0914-45	1	Hex Shaft, 7/8" x 45" (No Holes), R.H. Main Frame, 12 Row 30" and 16 Row 30"
	GD0914-35	-	Hex Shaft, 7/8" x 35" (No Holes), L.H. Main Frame, 12 Row 30" and 16 Row 30"
	GD0914-38	-	Hex Shaft, 7/8" x 38" (No Holes), L.H. Main Frame, 12 Row 30" and 16 Row 30"
33	G10004	2	Hex Head Cap Screw, 3/8"-16 x 1 1/4"
	G10229	2	Lock Washer, 3/8"
	G10101	-	Hex Nut, 3/8"-16
34	GD14426	1	Tightener Shaft, 3 3/8"
35	GD14431	1	Handle
36	G11078	1	Vinyl Cap
37	G11100	1	Hex Socket Button Head Cap Screw, 1/4"-20 x 1/2", Grade 8
	G11453	1	Fender Washer, 1/4"
38	G10235	1	Machine Bushing, 7/8", 14 Gauge
39	G10496	2	External Inverted Snap Ring, 1 1/2"
40	G11075	2	External Inverted Snap Ring, 7/8"
41	GD14432	1	Sleeve, 1 1/4"
42	GD14414	1	Torsion Spring, R.H. (Used In L.H. Wrap Spring Wrench)(Shown)
	GD14413	-	Torsion Spring, L.H. (Used In R.H. Wrap Spring Wrench)
43	GD19344	-	Release Collar, Gray, L.H. (Shown)
	GD19343	1	Release Collar, Blue, R.H.
A	G1K269	-	Lock Clamp Kit (Items 25 And 28)
B	G1K381	-	Wrap Spring Wrench Replacement Kit, Gray Collar, L.H. (Items 34-43) (Shown)
	G1K380	-	Wrap Spring Wrench Replacement Kit, Blue Collar, R.H. (Items 34-43)

PTD058/PFA046/PTD077(TWL16e)

**16 Row**

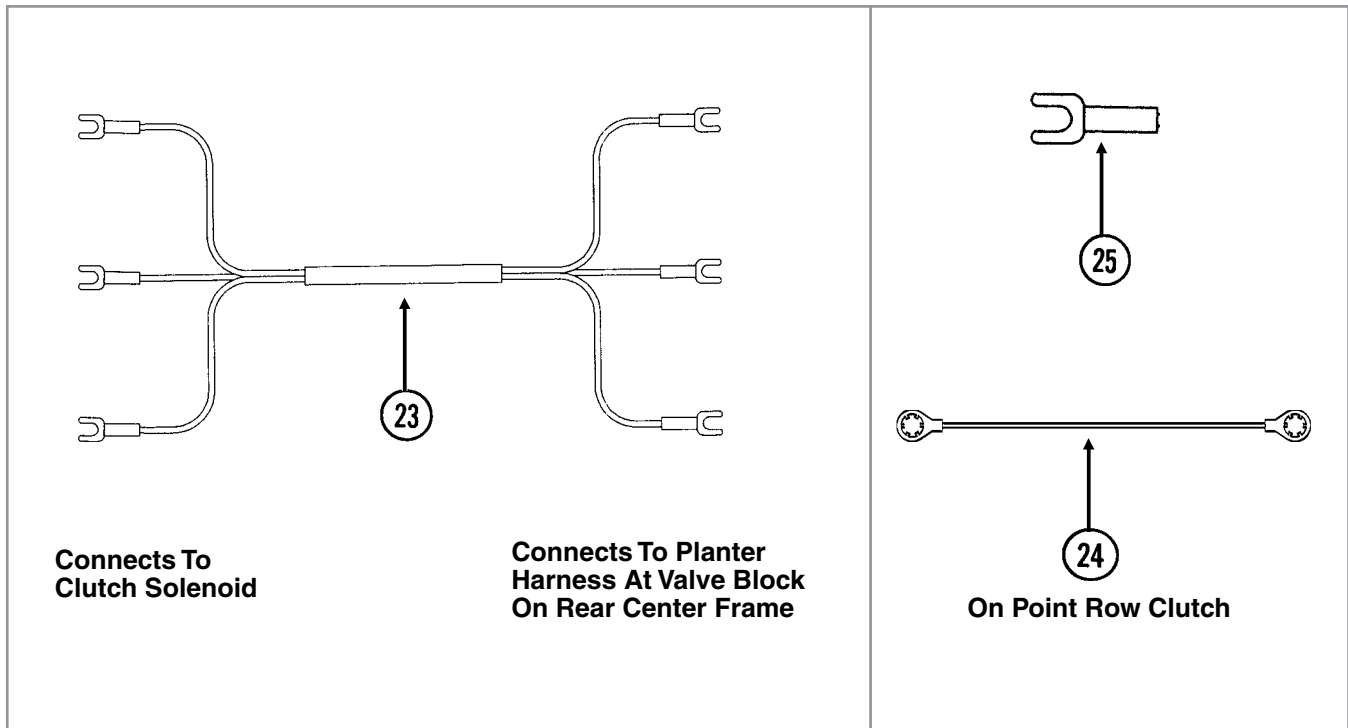
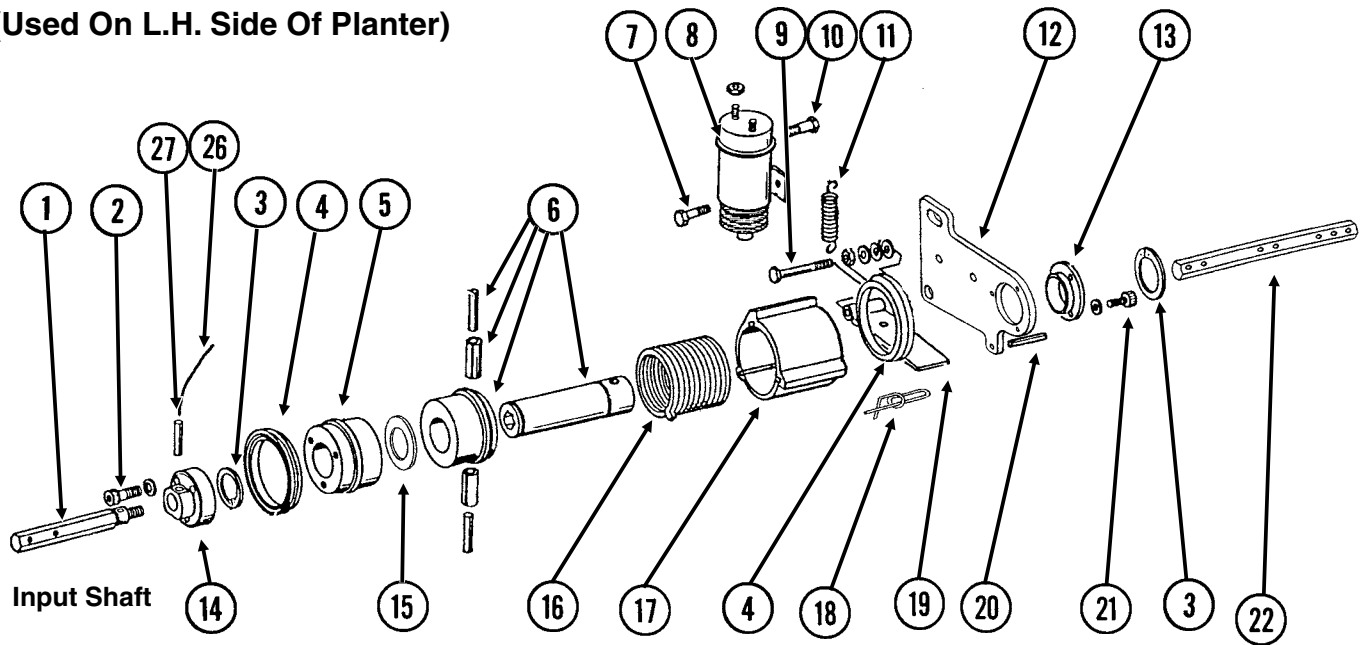




ITEM	PART NO.	QTY. (Per Module)	DESCRIPTION
1	---	-	<a href="#">See "Seed Rate Transmission and Row Unit Drill Shafts" on page P135</a>
2	---	-	<a href="#">See "Contact Wheel and Drive Shaft(s)" on page P131</a>
3	G10743	1	Hex Head Cap Screw, 5/8"-11 x 3 3/4"
	G10918	3	Machine Bushing, 5/8", 14 Gauge (As Required)
	G10503	1	Hex Jam Nut, 5/8"-11, Grade 2
	G10107	1	Lock Nut, 5/8"-11
4	GA9558	1	Idler W/Sprocket And Hardware, L.H. Side Of Planter
	GA9557	-	Idler W/Sprocket And Hardware, R.H. Side Of Planter
	GA7154	-	Sprocket W/Bearing, 18 Tooth
	G10038	-	Hex Head Cap Screw, 1/2"-13 x 3"
	GD10007	-	Spacer, 1 1/8" Long
	G11389	-	Flat Washer, 1/2" SAE
	G10111	-	Lock Nut, 1/2"-13
5	GD5857	1	Spring
6	GA5194	1	Sprocket, 50 Tooth
7	G10581	1	Hex Head Cap Screw, 1/2"-13 x 2 1/4"
	GD7889	1	Bushing, 1" O.D. x 9/16" I.D. x 7/16" Long
	G10168	2	Machine Bushing, 1/2", 7 Gauge
	G10205	2	Washer, 5/8" SAE
	G10111	1	Lock Nut, 1/2"-13
8	GA7154	1	Sprocket W/Bearing, 18 Tooth
9	GA5113	1	Sprocket, 28 Tooth
10	G10602	-	Spring Pin, 1/4" x 1 1/2"
11	G3310-100	1	Chain, No. 40, 100 Pitch Including Connector Link
	GR0912	-	Connector Link, No. 40
12	G10870	1	Clevis Pin, 3/8" x 1"
	G10860	1	Retaining Ring, 3/8"

PRC019(TWL70d/TWL71d/TWL71/TWL18/A10054)

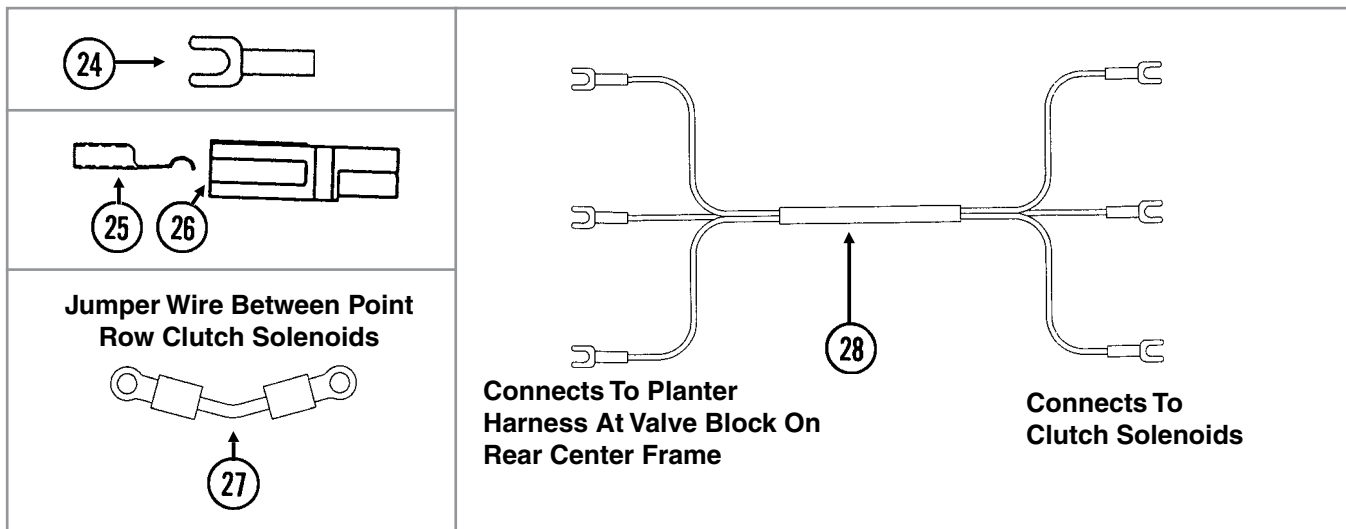
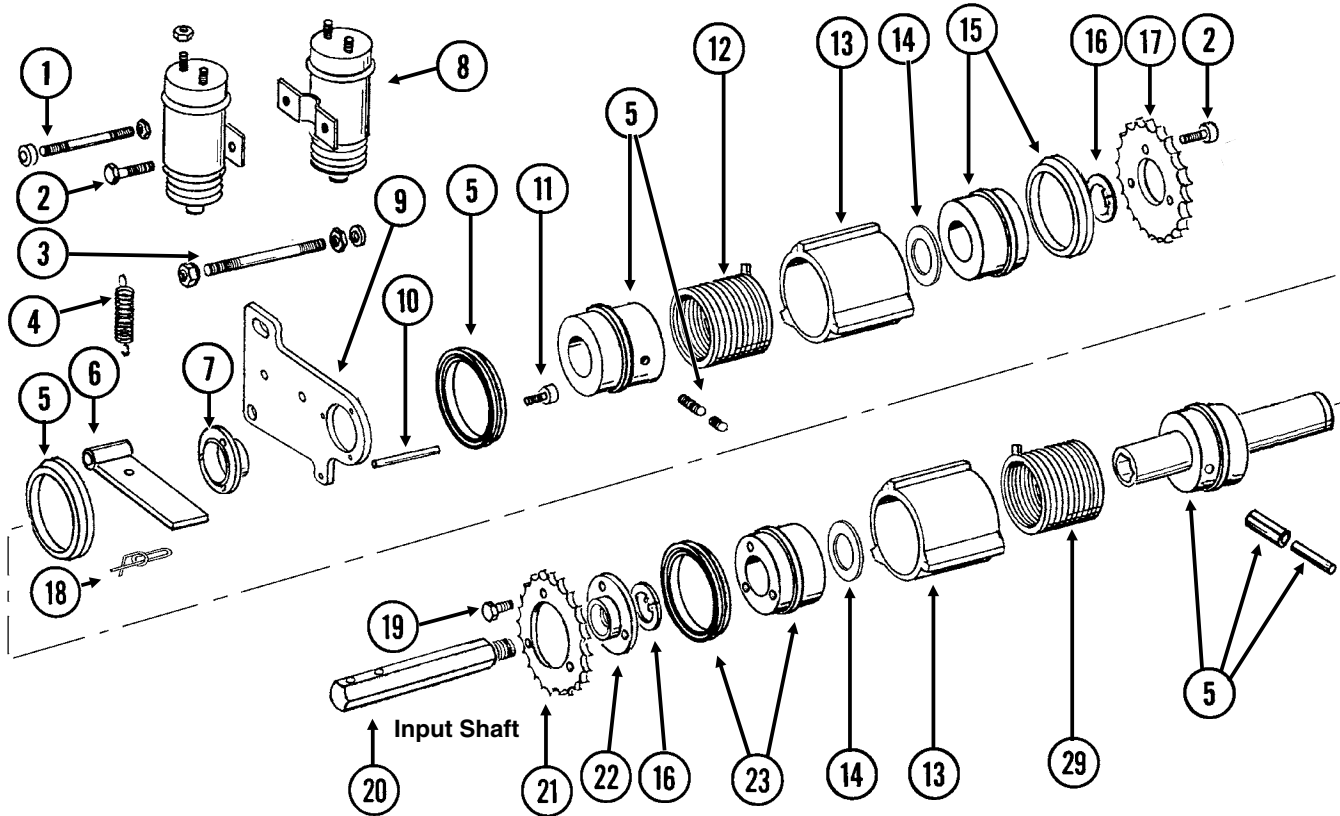
**L.H. Point Row Clutch Shown  
(Used On L.H. Side Of Planter)**



ITEM	PART NO.	QTY. (Per Assy.)	DESCRIPTION
1	GD10068	1	Input Shaft, R.H. Threads (Shown)
	GD10069	1	Input Shaft, L.H. Threads
2	G10374	3	Hex Socket Head Cap Screw, 1/4"-20 x 1"
	G10227	3	Lock Washer, 1/4"
3	G10496	2	External Inverted Snap Ring, 1 1/2"
4	GD14512	2	V-Ring Seal
5	GD10104	1	Input Hub
6	GA7137	1	Hub/Sleeve Assembly W/Spring Pins
	G10765	-	Spring Pin, 1/4" x 1"
	G10804	-	Spring Pin, 5/32" x 7/8"
7	G10023	1	Hex Head Cap Screw, 1/4"-20 x 3/4"
	G10227	1	Lock Washer, 1/4"
	G10103	1	Hex Nut, 1/4"-20
8	GA8393	1	Solenoid Complete
	GR1306	1	Snap Ring
	GR1303	1	Spring
	GR1304	1	Boot
	GR1305	1	Plunger
9	G10049	1	Hex Head Cap Screw, 3/8"-16 x 2 1/2"
	G10101	1	Hex Nut, 3/8"-16
	G11387	1	Flat Washer, 3/8" SAE
	G10229	2	Lock Washer, 3/8"
	G10497	1	Hex Jam Nut, 3/8"-16, Grade 2
10	G10900	1	Hex Socket Head Cap Screw, 1/4"-20 x 1 3/4", Grade 8
	G10227	1	Lock Washer, 1/4"
	G10103	2	Hex Nut, 1/4"-20
11	GD10123	1	Spring
12	GD10103	1	Mounting Plate
13	GD9667	1	Bushing
14	GD10070	1	Coupler W/R.H. Threads (Shown)
	GD10071	1	Coupler W/L.H. Threads
15	GD14513	1	Felt Washer
16	GD9671	-	Spring, L.H. (Shown)
	GD9672	-	Spring, R.H.
17	GD10102	1	Stop Collar
18	GD11120	1	Rue Ring Cotter, 5/16"
19	GD10510	1	Actuator Arm
20	G10859	1	Spring Pin, 3/16" x 2 1/4"
21	G10253	3	Hex Socket Head Screw, No. 10-32 x 1/2"
	G10257	3	Lock Washer, No. 10
22	GD10543	-	Hex Shaft, 7/8" x 13"
23	GA9479	1	Wiring Harness, 228", R.H. Side, 12 Row 30"
	GA9480	-	Wiring Harness, 264", L.H. Side, 12 Row 30"; R.H. Side, 16 Row 30"
	GA9482	-	Wiring Harness, 300", L.H. Side, 16 Row 30"
24	GA10054	-	Ground Cable, Green
25	G10996	-	Fork Terminal
26	GD13524-01	1	Lock Wire, 10", Stainless Steel
27	G10546	1	Spring Pin, 3/16" x 1 1/4"
A	GA7110	-	Point Row Clutch Assembly, R.H. (R.H. Side Of Machine) (Items 1-21, 24, 26 And 27)
	GA7111	-	Point Row Clutch Assembly, L.H. (L.H. Side Of Machine) (Items 1-21, 24, 26 And 27)

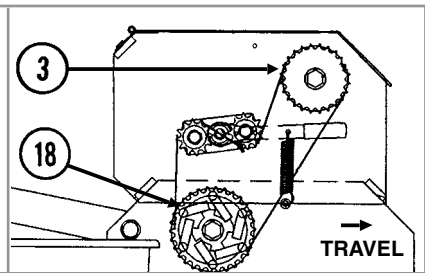
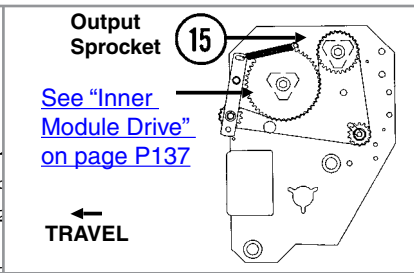
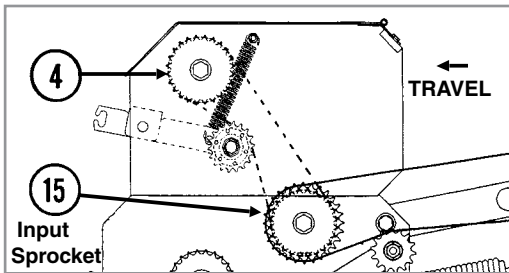
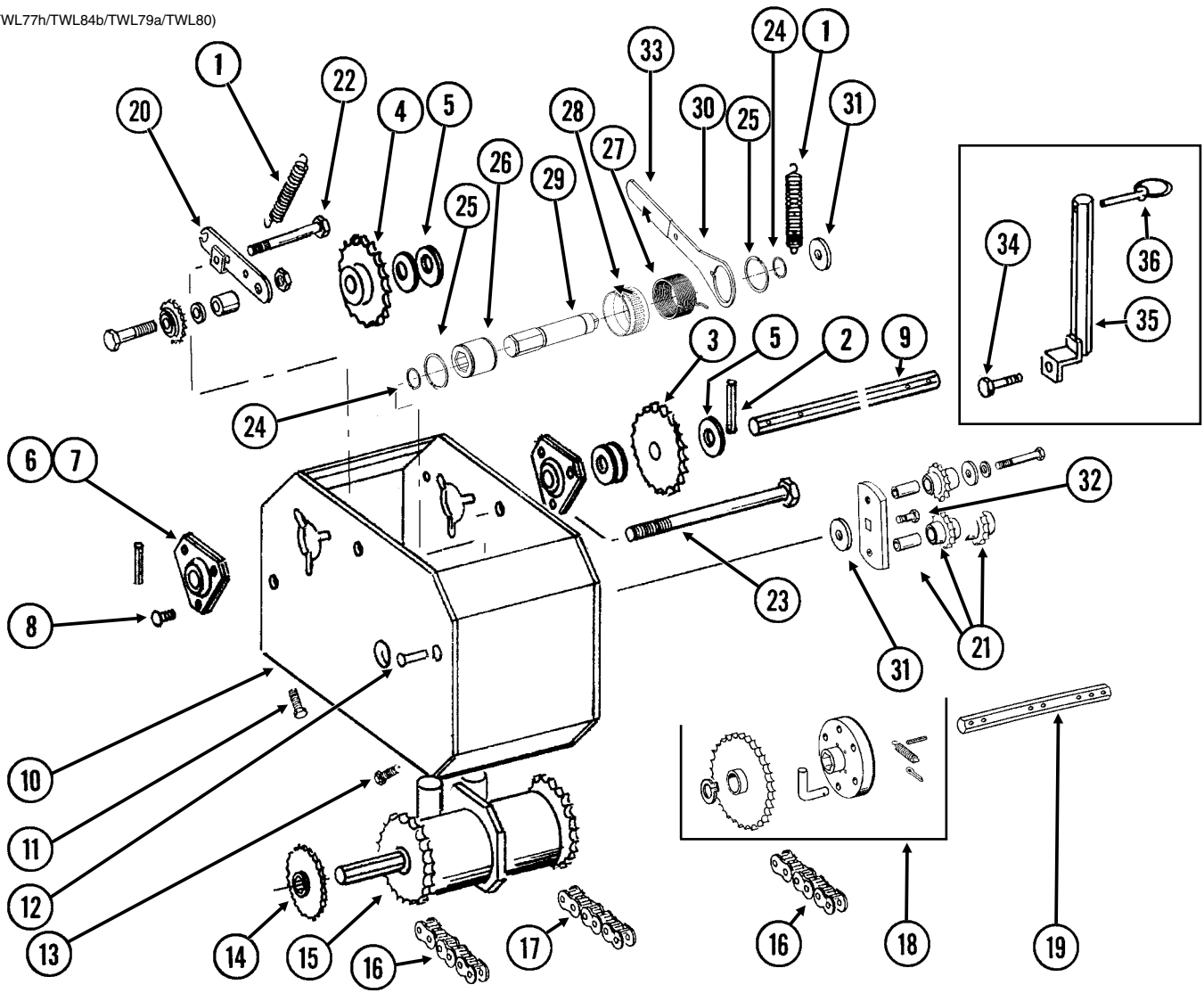
PRC023(FF47b/A7274/TWL71/TWL18/A10054)

**L.H. Two-Speed Point Row Clutch Shown  
(Used On L.H. Side Of Planter)**



ITEM	PART NO.	QTY. (Per Assy.)	DESCRIPTION
1	GD10635	1	Threaded Rod, 1/4"-20 x 3 1/2"
	G10103	2	Hex Nut, 1/4"-20
	G10227	2	Lock Washer, 1/4"
	GD10282	2	Allen Nut, 1/4"-20
2	G10023	4	Hex Head Cap Screw, 1/4"-20 x 3/4"
	G10227	4	Lock Washer, 1/4"
	G10103	1	Hex Nut, 1/4"-20
3	GD10636	1	Threaded Rod, 3/8"-16 x 4 1/2"
	G10108	2	Lock Nut, 3/8"-16
	G10229	2	Lock Washer, 3/8"
	G10101	2	Hex Nut, 3/8"-16
4	GD10123	2	Spring
5	GA7463	1	Hub/Sleeve Assembly W/Seals, Sleeve, Pins And Screws
	GD10120	-	Seal
	GD10584	-	Sleeve
	G10873	-	Hex Socket Set Screw, 5/16"-18 x 3/4"
	G10872	-	Hex Socket Set Screw, 5/16"-18 x 1/4"
	G10804	-	Spring Pin, 5/32" x 7/8"
	G10765	-	Spring Pin, 1/4" x 1"
6	GD10510	2	Actuator Arm
7	GD10586	1	Bushing
8	GA8393	2	Solenoid Complete
	GR1306	-	Snap Ring
	GR1303	-	Spring
	GR1304	-	Boot
	GR1305	-	Plunger
9	GD10103	1	Mounting Plate
10	G10859	1	Spring Pin, 3/16" x 2 1/4"
11	G10876	3	Hex Socket Head Screw, No. 10-32 x 1/4"
12	GD9671	2	Spring, L.H. (Shown)
13	GD10585	2	Stop Collar
14	GD14513	2	Felt Washer
15	GA9572	1	Hub W/Seal
	GD10120	-	Seal
16	G10496	2	External Inverted Snap Ring, 1 1/2"
17	GD10579	1	Output Sprocket, 28 Tooth
18	GD11120	2	Rue Ring Cotter, 5/16"
19	G10374	3	Hex Socket Head Cap Screw, 1/4"-20 x 1"
	GD10588	3	Key
20	GD10068	1	Input Shaft, R.H. Threads (Shown)
	GD10069	-	Input Shaft, L.H. Threads
21	GD10578	1	Input Sprocket, 28 Tooth
22	GD10638	1	Coupler W/R.H. Threads (Shown)
	GD10587	-	Coupler W/L.H. Threads
23	GA9571	1	Hub W/Seal
	GD10120	-	Seal
24	G10996	-	Fork Terminal
25	GD9530	-	Contact
26	GD9529	-	Housing, Black
	GD12726	-	Housing, Red
27	GA7274	1	Jumper Wire W/Ring Terminals, 2 3/16"
28	GA9479	1	Wiring Harness, 228", R.H. Side, 12 Row 30"
	GA9480	-	Wiring Harness, 264", L.H. Side, 12 Row 30"
	GA9483	-	Wiring Harness, 252", R.H. Side, 16 Row 30"
	GA9482	-	Wiring Harness, 300", L.H. Side, 16 Row 30"
29	GD9672	-	Spring, R.H.

(TWL77h/TWL84b/TWL79a/TWL80)

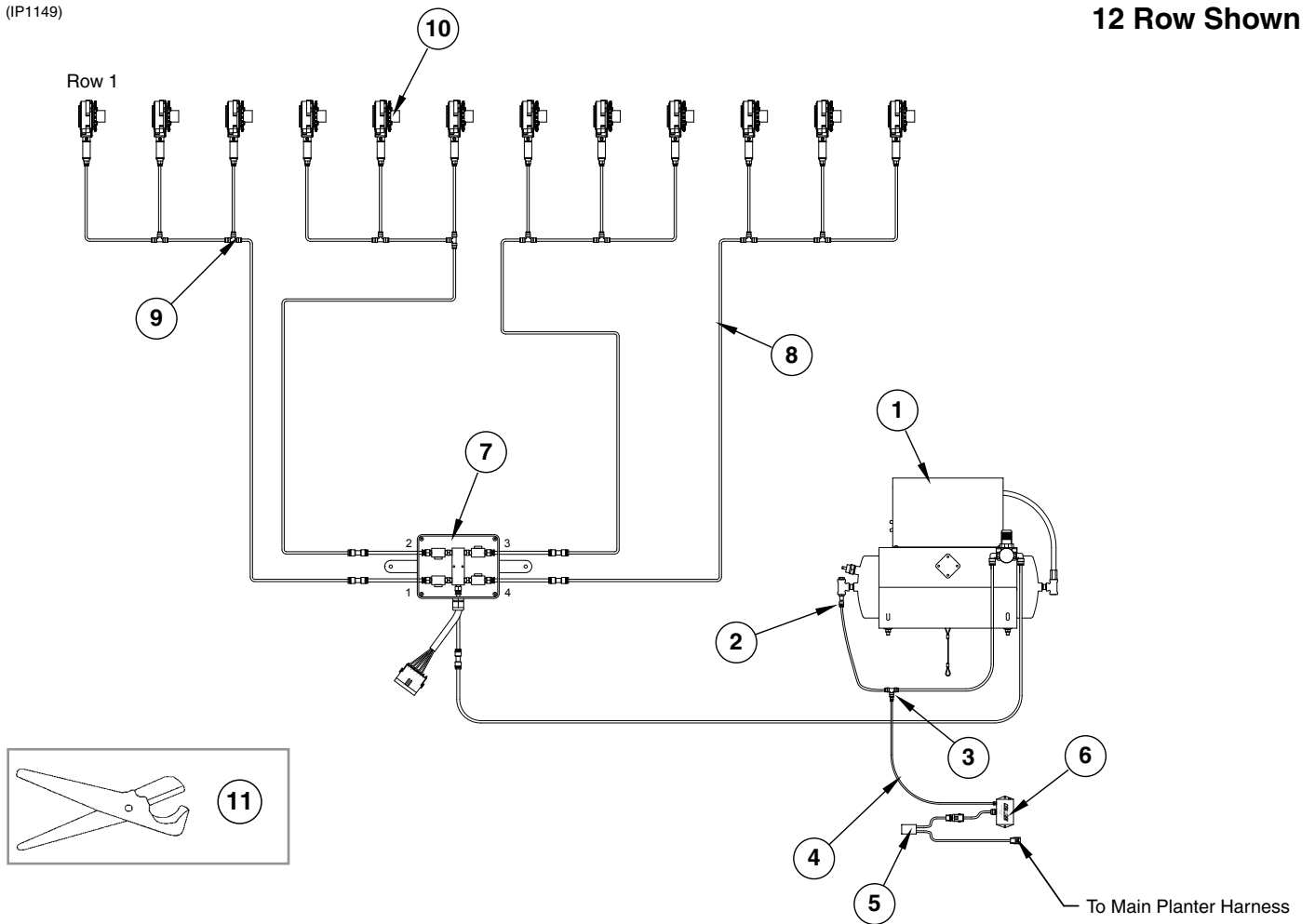


ITEM	PART NO.	QTY. (Per Assy.)	DESCRIPTION
1	GD5857	2	Spring
2	G10602	3	Spring Pin, ¼" x 1½"
3	GA5109	1	Sprocket, 24 Tooth
	GA5105	1	Sprocket, 15 Tooth
	GA5106	1	Sprocket, 17 Tooth
	GA5112	1	Sprocket, 27 Tooth
	GA5108	-	Sprocket, 23 Tooth (From Transmission)
	GA5110	-	Sprocket, 25 Tooth (From Transmission)
	GA5111	-	Sprocket, 26 Tooth (From Transmission)
4	GA5113	1	Sprocket, 28 Tooth
5	G10233	-	Machine Bushing, 1", 10 Gauge
6	G3400-01	-	Flangette
7	G2100-03	-	Bearing, 7/8" Hex Bore, Spherical
8	G10312	6	Carriage Bolt, 5/16"-18 x ¾"
	G10232	6	Lock Washer, 5/16"
	G10106	6	Hex Nut, 5/16"-18
9	GD10355	1	Shaft, 7/8" x 13¾"
10	GA7306	1	Extension Bracket
11	G10857	2	Hex Head Cap Screw, ¼"-20 x 1¼"
	G11385	2	Flat Washer, ¼" SAE
	G10227	2	Lock Washer, ¼"
	G10103	2	Hex Nut, ¼"-20
12	G10408	1	Clevis Pin, 5/16" x ¾"
	G10409	1	Retaining Ring, 5/16"
13	G10064	2	Hex Head Cap Screw, ¼"-20 x 1"
	G11385	2	Flat Washer, ¼" SAE
	G10227	2	Lock Washer, ¼"
	G10103	2	Hex Nut, ¼"-20
14	---	-	<a href="#">See "Contact Wheel and Drive Shaft(s)" on page P131</a>
15	---	-	<a href="#">See "Two-Speed Point Row Clutch" on page P141</a>
16	G3310-74	2	Chain, No. 40, 74 Pitch Including Connector Link
	GR0912	-	Connector Link, No. 40
17	G3310-100	1	Chain, No. 40, 100 Pitch Including Connector Link
	GR0912	-	Connector Link, No. 40
18	GA7320	1	Overrunning Sprocket Assembly, R.H.
	GA7321	-	Overrunning Sprocket Assembly, L.H.
	G10430	1	External Retaining Ring, 1¼"
	GD1255	6	L-Pin
	G10546	6	Spring Pin, 3/16" x 1¼"
	G10470	6	Cotter Pin, 5/32" x 1"
	GD10366	6	Spring
	GA7317	1	Block
	GA7319	1	Sprocket W/Bushing, 30 Tooth
19	GD10543	1	Hex Shaft, 7/8" x 13"
20	GA9918	1	Idler W/Sprocket And Hardware
	GD10356	-	Bushing, ¾" Long
	G10128	-	Machine Bushing, ½", 14 Gauge
	G10501	-	Hex Jam Nut, ½"-13, Grade 2
	G10053	-	Hex Head Cap Screw, ½"-13 x 2 ½"
	GA7154	-	Sprocket W/Bearing, 18 Tooth

ITEM	PART NO.	QTY. (Per Assy.)	DESCRIPTION
21	GA7336	1	Idler W/Bolt-On Sprockets
	GD7426	-	Sprocket, 12 Tooth
	GD1026	-	Sleeve, 1 $\frac{3}{16}$ " Long
	G11387	-	Flat Washer, $\frac{3}{8}$ " SAE
	G10229	-	Lock Washer, $\frac{3}{8}$ "
	G10047	-	Hex Head Cap Screw, $\frac{3}{8}$ "-16 x 1 $\frac{3}{4}$ "
22	G10036	1	Hex Head Cap Screw, $\frac{5}{8}$ "-11 x 4"
	G10107	1	Lock Nut, $\frac{5}{8}$ "-11
	G10104	1	Hex Nut, $\frac{5}{8}$ "-11
23	G10595	1	Hex Head Cap Screw, $\frac{3}{8}$ "-16 x 10"
	G10108	1	Lock Nut, $\frac{3}{8}$ "-16
24	G10496	2	External Inverted Snap Ring, 1 $\frac{1}{2}$ "
25	G11075	2	External Inverted Snap Ring, $\frac{7}{8}$ "
26	GD14432	1	Sleeve, 1 $\frac{1}{4}$ "
27	GD14414	1	Torsion Spring, R.H. (Used In L.H. Wrap Spring Wrench) (Shown)
	GD14413	-	Torsion Spring, L.H. (Used In R.H. Wrap Spring Wrench)
28	GD19344	-	Release Collar, Gray, L.H. (Shown)
	GD19343	1	Release Collar, Blue, R.H.
29	GD14426	1	Tightener Shaft, 3 $\frac{3}{8}$ "
30	GD14431	1	Handle
31	G10235	2	Machine Bushing, $\frac{7}{8}$ ", 14 Gauge
32	G11100	1	Hex Socket Button Head Cap Screw, $\frac{1}{4}$ "-20 x $\frac{1}{2}$ ", Grade 8
	G10227	1	Lock Washer, $\frac{1}{4}$ "
	G11385	1	Flat Washer, $\frac{1}{4}$ " SAE
33	G11078	1	Vinyl Cap
34	G10037	1	Hex Head Cap Screw, $\frac{1}{2}$ "-13 x 1 $\frac{1}{4}$ "
	G11389	1	Flat Washer, $\frac{1}{2}$ " SAE
	G10228	1	Lock Washer, $\frac{1}{2}$ "
	G10102	1	Hex Nut, $\frac{1}{2}$ "-13
35	GA7313	1	Sprocket Storage Rod
36	GD2558	2	Lynch Pin, $\frac{1}{4}$ "
A	G1K381	-	Wrap Spring Wrench Replacement Kit, Gray Collar, L.H. (Items 24-33) (Shown)
	G1K380	1	Wrap Spring Wrench Replacement Kit, Blue Collar, R.H. (Items 24-33)

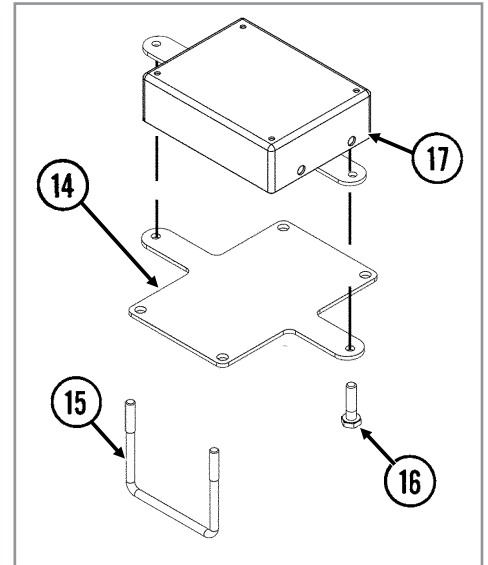
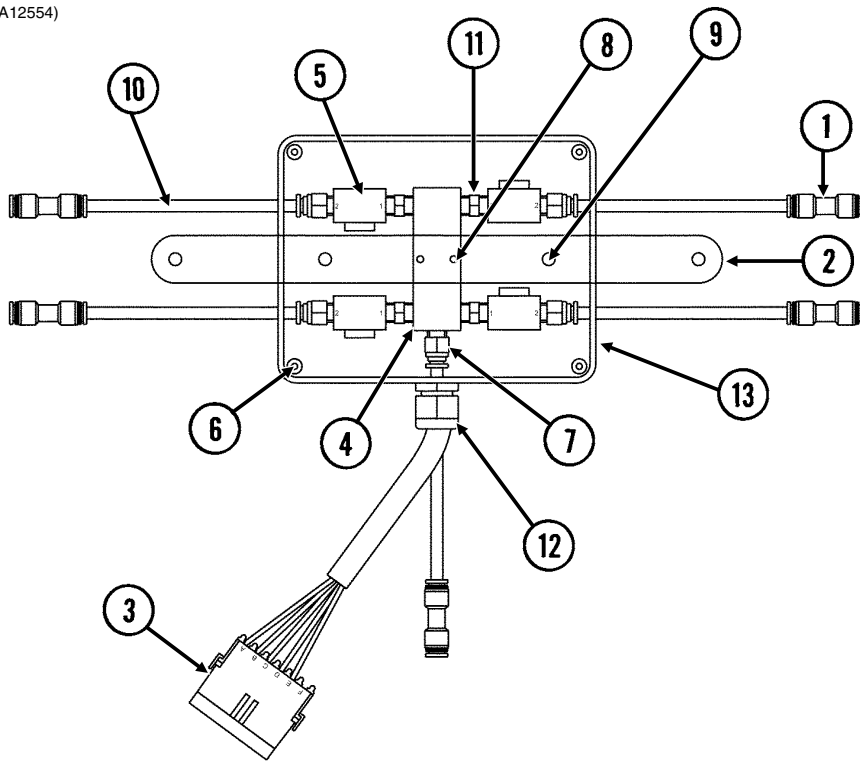


**This page left blank intentionally.**



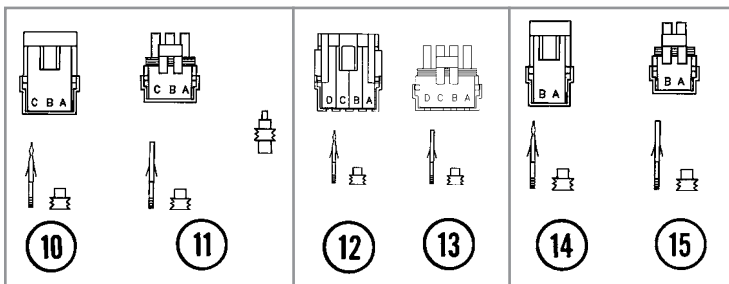
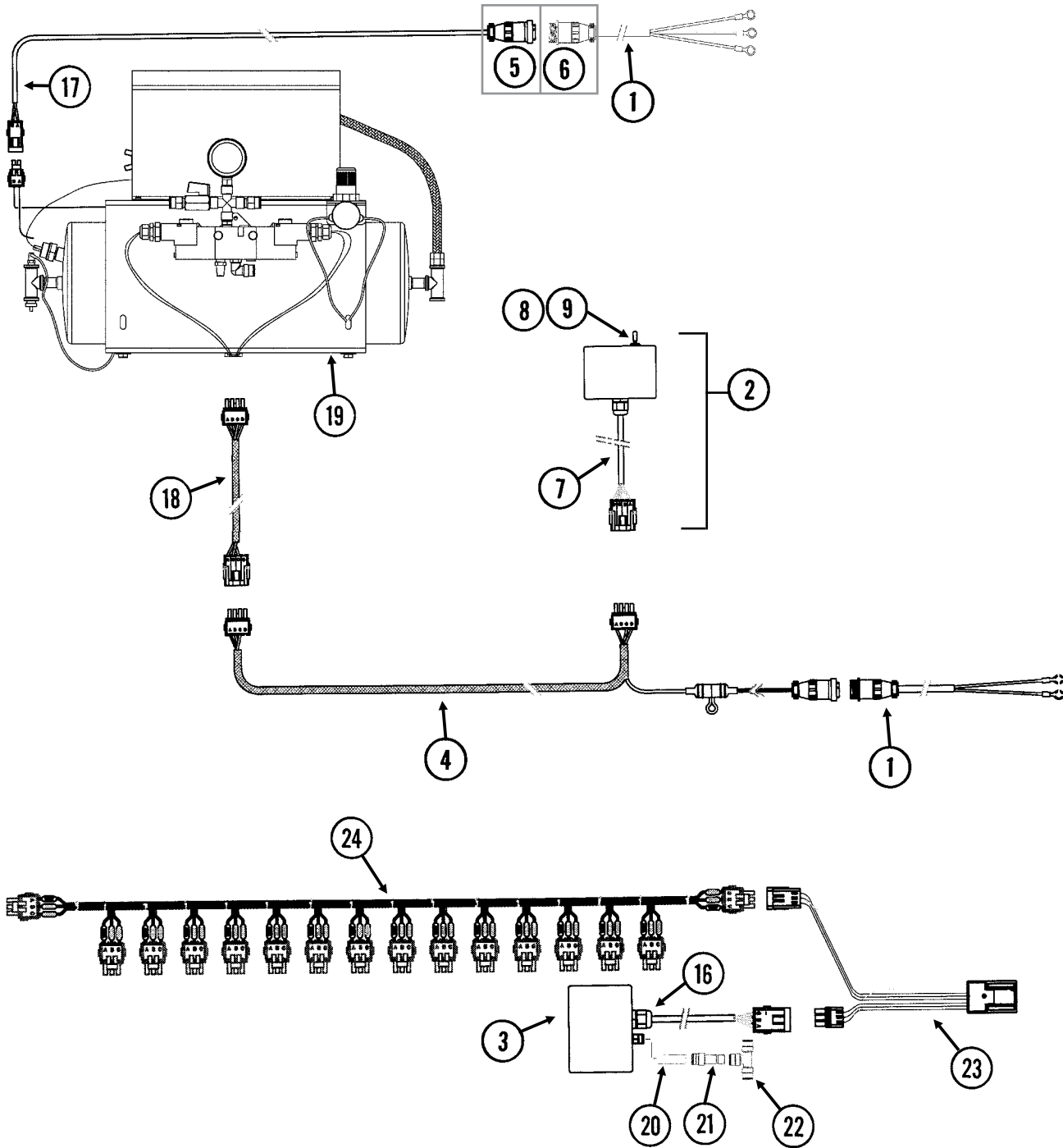
ITEM	PART NO.	QTY.	DESCRIPTION
1	---	-	<a href="#">See "Air Compressor, Dual Solenoid Assembly, Tubing, and Fittings" on page P151</a>
2	GD18085	1	Male Connector, 1/4"
3	GD18015	1	Press-On Tee, 1/4"
4	GD17151-06	1	Nylon Tubing, 1/4" O.D. x 1 1/2'
5	GA12812	1	Hall Effect Adapter
6	GA14846	1	High Pressure Sensor (0-120 PSI)
7	---	-	<a href="#">See "Valve Box Module" on page P148</a>
8	GD17151-01	-	Nylon Tubing, 1/4" O.D. x 52', 12 Row Pull/Push Row Units (Air Clutch)
	GD17151-02	-	Nylon Tubing, 1/4" O.D. x 70', 16 Row Pull Row Units (Air Clutch)
	GD17151-03	-	Nylon Tubing, 1/4" O.D. x 37', 11 Row Push Row Units (Air Clutch)
	GD17150-03	-	Nylon Tubing, 3/8" O.D. x 64', 12 Row Pull Row Units (Pneumatic Down Pressure)
	GD17150-04	-	Nylon Tubing, 3/8" O.D. x 86', 16 Row Pull Row Units (Pneumatic Down Pressure)
	GD17150-08	-	Nylon Tubing, 3/8" O.D. x 60', 11 Row Push Row Units (Pneumatic Down Pressure)
	GD17150-09	-	Nylon Tubing, 3/8" O.D. x 82', 15 Row Push Row Units (Pneumatic Down Pressure)
	GD17150-12	-	Nylon Tubing, 3/8" O.D. x 5', Even-Row Push Row Unit (Pneumatic Down Pressure)
9	GD18015	-	Tee, 1/4" Press On, Pull/Push Row Units (Air Clutch)
	GD18010	-	Tee, 3/8" Tube Union, Pull Row Unit (Pneumatic Down Pressure)
	GD18274	-	Tee, 3/8" x 1/8" NPT Extended, Push Row Unit (Pneumatic Down Pressure)
10	---	-	<a href="#">See "Air Clutch, Pull Row Unit" on page P5</a>
11	GA13169	1	Tube Cutter W/Blade
	GR1843	-	Blade

(A12554)



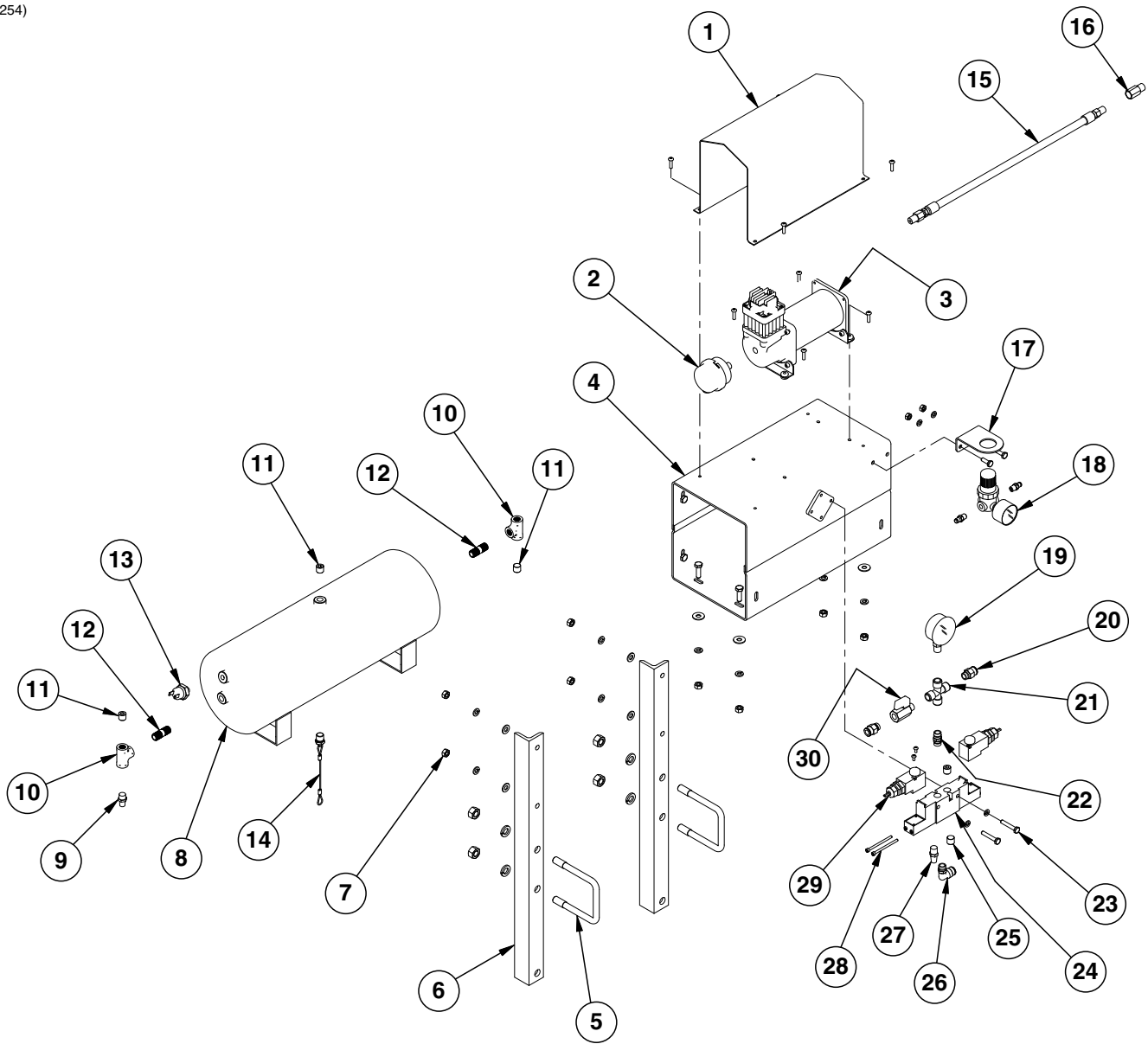
ITEM	PART NO.	QTY.	DESCRIPTION
1	GD18395	5	Straight Union, 1/4"
2	GD18389	1	Strap
3	GA12861	1	Valve Box Harness
4	GA12865	1	Manifold
5	GA12866	4	Valve
6	G11243	4	Slotted Flat Head Machine Screw, No. 8-32 x 1/2", Stainless Steel
7	GD18085	5	Male Connector, 1/4"
8	G11244	2	Phillips Flat Head Machine Screw, No. 10-24 x 1 1/2"
	G10395	2	Hex Nut, No. 10-24
9	G10022	2	Hex Head Cap Screw, 1/4"-20 x 1/2"
	G10110	2	Lock Nut, 1/4"-20, Grade B
10	GD17151-05	5	Nylon Tube, 1/4" O.D. x 5" Long
11	GD18398	5	Hex Nipple, 1/8" Pipe
12	GA9963	1	Strain Relief
13	GD18437	1	Valve Box Cover
14	GD18344	1	Valve Box Mount
15	GD18329	2	U-Bolt, 3" x 5/16"-18
	G10106	4	Hex Nut, 5/16"-18
	G10232	4	Lock Washer, 5/16"
16	G10064	2	Hex Head Cap Screw, 1/4"-20 x 1"
	G10227	2	Lock Washer, 1/4"
	GD7363-01	2	Sleeve, 1/2" Long
	G10103	2	Hex Nut, 1/4"-20
17	GA12554	-	Valve Box Module Assembly, (Items 1-13)

(PNE30b/MTR27a/ELC27b/MTR45/MTR271/PNE30e)



ITEM	PART NO.	QTY.	DESCRIPTION
1	GA17547	2	Power Adapter Cable
2	GA12813	1	Control Box Assembly
3	GA14846	1	High Pressure Sensor (0-120 PSI)
4	GA13944	1	Wiring Harness W/Fuse Holder And Fuse, 206"
	GD14258	-	Fuse Holder
	GD14660	-	Fuse, 2 Amp Delay Action
5	G1K268	-	Console Cable Connector Kit, Includes: (1) 3-Pin Connector, (1) Cable Clamp, (1) Lock Ring, (3) Female Terminal Pins
6	G1K267	-	Console Cable Connector Kit, Includes: (1) 3-Pin Connector, (1) Cable Clamp, (3) Male Terminal Pins
7	GA9964	1	Strain Relief
8	GR1363	1	Hex Face Nut, 1 <sup>5</sup> / <sub>32</sub> "-32
	GR1364	1	Internal Tooth Lock Washer, 1 <sup>5</sup> / <sub>32</sub> "
9	GA6978	1	Switch, 3 Position Toggle, Momentary On-Off-Momentary On
10	G1K248	-	3-Pin Female Connector Kit (Black), Includes: (3) 3-Pin Female Housings, (9) Pin Contacts, (9) Seals
11	G1K252	-	3-Pin Male Connector Kit (Black), Includes: (3) 3-Pin Male Housings, (9) Socket Contacts, (9) Seals
12	GA8328	-	4-Pin Female Connector Kit, Includes: (1) 4-Pin Female Housing, (4) Pin Contacts, (4) Seals
13	GA8329	-	4-Pin Male Connector Kit, Includes: (1) 4-Pin Male Housing, (4) Socket Contacts, (4) Seals
14	G1K321	-	2-Pin Female Connector Kit (Black), Includes: (3) 2-Pin Female Housings, (6) Pin Contacts, (6) Seals
15	G1K320	-	2-Pin Male Connector Kit (Black), Includes: (3) 2-Pin Male Housings, (6) Socket Contacts, (6) Seals
16	GA9964	2	Strain Relief
17	GA16392	1	Compressor Harness, 60'
	GD14258	-	Fuse Holder
	GD18275	-	Fuse, 20 Amp
18	GA12858	1	Wiring Harness, 60'
19	---		<a href="#">See "Air Compressor, Dual Solenoid Assembly, Tubing, and Fittings" on page P151</a>
20	GD17151-06	1	Nylon Tubing, 1/4" O.D. x 1 1/2'
21	GD18796	1	Reducer, 3/8" To 1/4"
22	GD18010	1	Tee, 3/8" Tube Union
23	GA12812	1	Hall Effect Adapter
24	---		<a href="#">See "Planter Monitor Module (PMM)" on page P205</a>

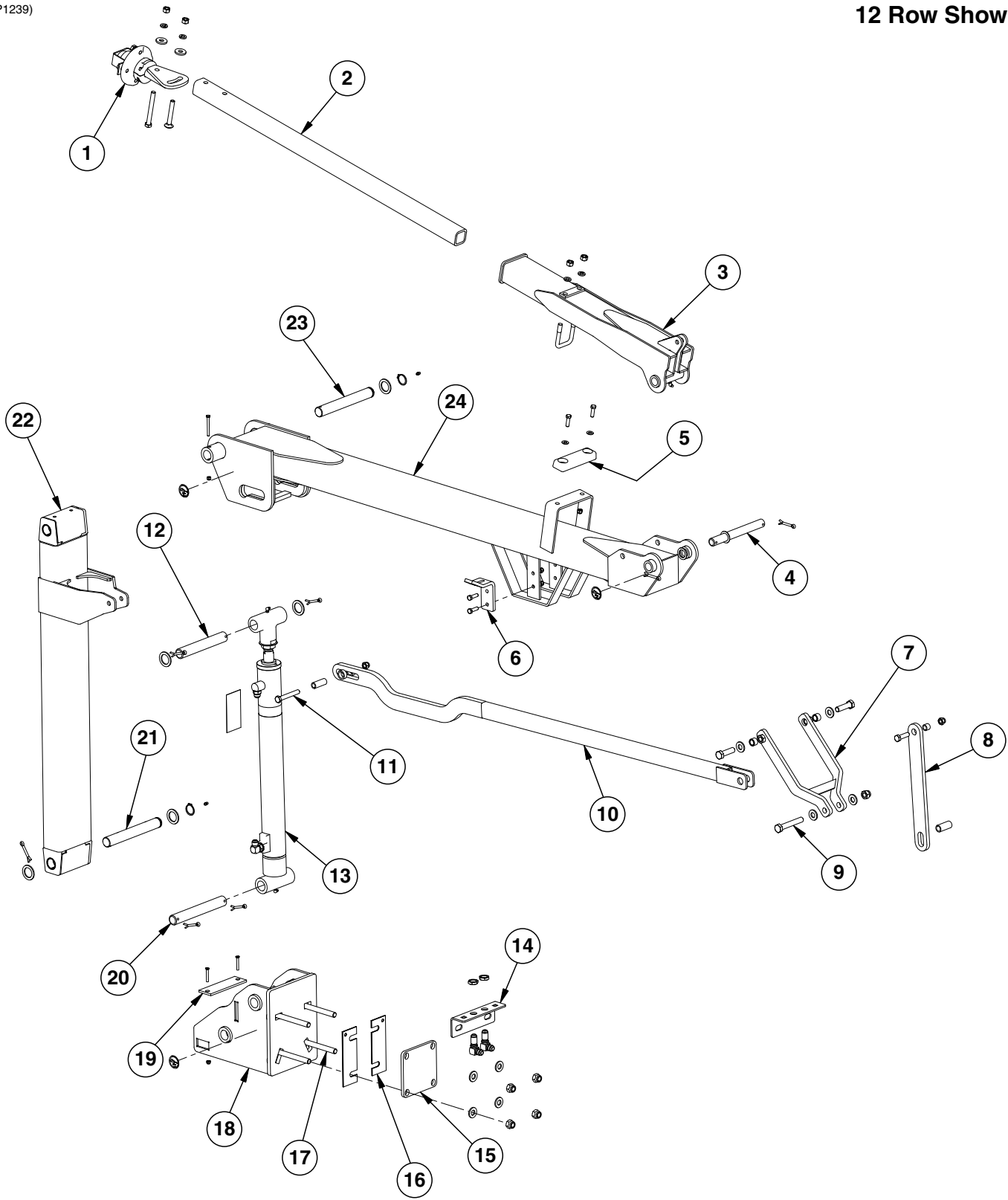
(IP1254)



ITEM	PART NO.	QTY.	DESCRIPTION
1	GD18112	1	Cover
	G10992	4	Serrated Flange Nut, No. 10-24
	G11066	4	Phillips Pan Head Machine Screw, No. 10-24 x ¾", Stainless Steel
2	GA14127	1	Filter Assembly (2010 production and on)
	GR1943	-	Filter (2010 production and on)
	GA12404	-	Filter Assembly (prior to 2010 production)
	GR1809	-	Filter (prior to 2010 production)
3	GA12102	1	Air Compressor
	G10992	4	Serrated Flange Nut, No. 10-24
	G11066	4	Phillips Pan Head Machine Screw, No. 10-24 x ¾", Stainless Steel
4	GA12358	1	Compressor Mount
	G10019	4	Hex Head Cap Screw, ⅝"-18 x 1"
	G10232	4	Lock Washer, ⅝"
	G11386	4	Flat Washer, ⅝" SAE
	G10106	4	Hex Nut, ⅝"-18
5	GD4743	2	U-Bolt, 3" x 3" x ½"-13
	G10228	4	Lock Washer, ½"
	G10102	4	Hex Nut, ½"-13
6	GD18119	2	Compressor Mount
7	G10106	4	Hex Nut, ⅝"-18
	G10232	4	Lock Washer, ⅝"
	G11386	4	Flat Washer, ⅝" SAE
	G10019	4	Hex Head Cap Screw, ⅝"-18 x 1"
8	GA11988	1	Tank, 3 Gallon
9	GA13512	1	Valve Stem, ¼" NPT
10	GD19237	2	Tee, ¼" NPT
11	GD17156	3	Plug, ¼" NPT
12	GD19238	2	Nipple, ¼" NPT
13	GR1778	1	Pressure Switch
14	GA11991	1	Drain, ¼" NPT
15	GR1951	1	Leader Hose without Check Valve
16	GR1921	1	Check Valve
17	GD18084	1	Regulator Bracket
	G10023	2	Hex Head Cap Screw, ¼"-20 x ¾"
	G10227	2	Lock Washer, ¼"
	G10103	2	Hex Nut, ¼"-20
18	GA12629	1	Mini Regulator W/Gauge
	GD19124	2	Connector, ¼" x ⅛" NPT
19	GA12104	1	Pressure Gauge, ¼" NPT
20	GD17141	2	Connector, ¼" Male NPT
21	GD18078	1	Female Cross, ¼" NPT
22	GD17154	1	Connector, ¼" Male NPT
23	G10021	2	Hex Head Cap Screw, ¼"-20 x 1½"
	G10227	2	Lock Washer, ¼"
24	GA11993	1	Block
25	GD17156	2	Plug, ¼" NPT
26	GD17143	1	Swivel Elbow, ¼" NPT x ⅜"
27	GA11997	1	Breather, ¼" NPT
28	GR1952	4	Socket Head Cap Screw, #8-32 x 2"
	GR1953	4	O-Ring
	G10256	4	Lock Washer, No. 8
29	GA11994	2	Solenoid
	G11311	4	Phillips Pan Head Machine Screw
30	GA11992	1	Shutoff Valve, ¼" NPT
A	GA12626	-	Air Compressor Assembly (Items 1-4, 8-14, and 25)
B	GA11995	-	Dual Solenoid Assembly (Items 19-22 and 24-30) (Only applicable with pneumatic down pressure option)
C	GR1783	-	Seal Kit (Dual Solenoid Valve)

(IP1239)

12 Row Shown



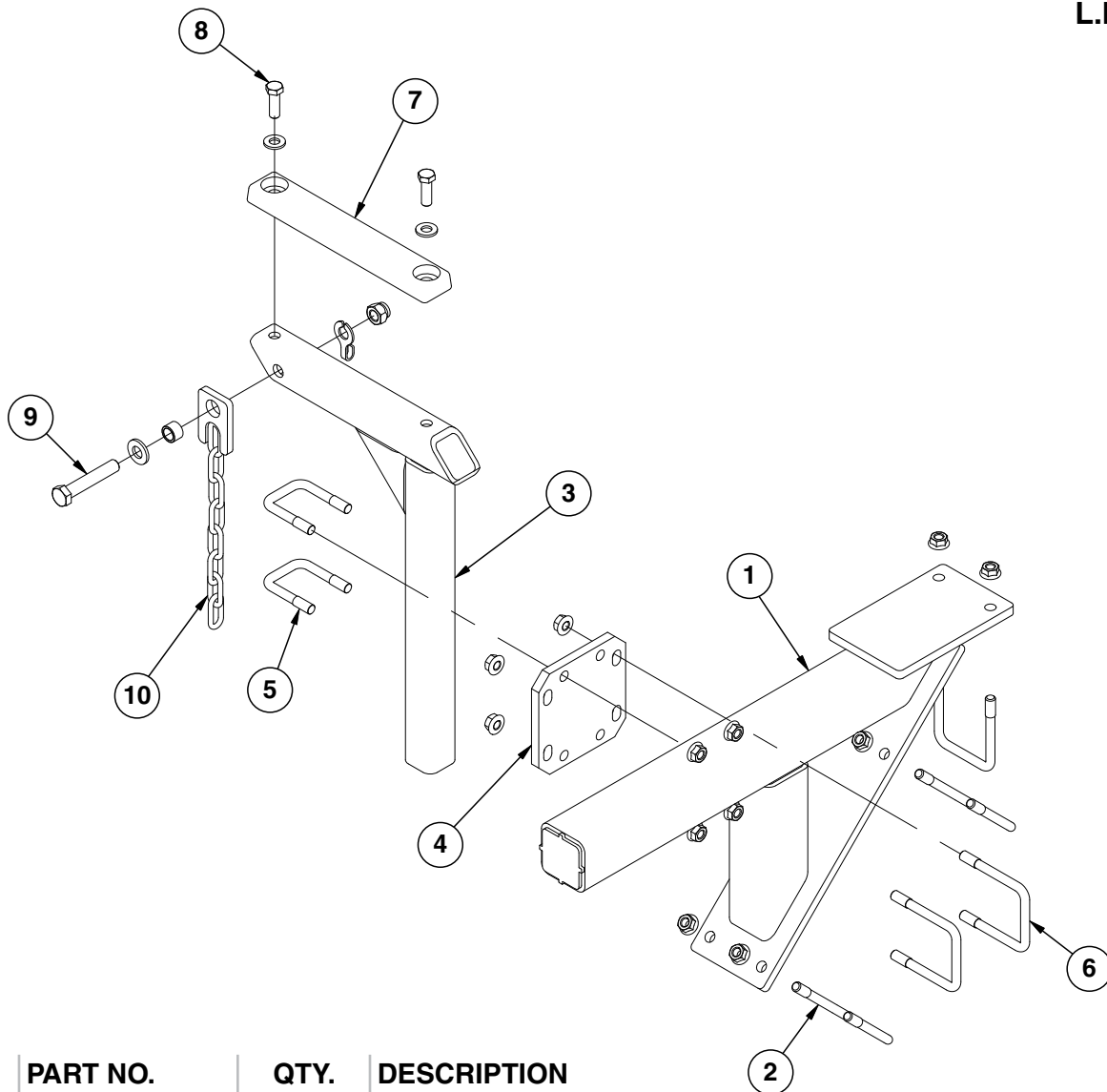


ITEM	PART NO.	QTY. (Per Assy.)	DESCRIPTION
1	GA13719	1	<a href="#">See "Row Marker Spindle/Hub/Blade" on page P157</a>
	G10168	2	Machine Bushing, 1/2", 7 Gauge
	G10045	1	Hex Head Cap Screw, 1/2"-13 x 4 1/2"
	G10844	1	Carriage Bolt, 1/2"-13 x 3 1/2"
	G10228	2	Lock Washer, 1/2"
	G10102	2	Hex Nut, 1/2"-13
2	GD0453-07	1	Extension Tube, 45", 12 Row
	GD0453-03	-	Extension Tube, 50", 16 Row
	GD0453-04	-	Extension Tube, 60", 12 Row Even-Row
	GD0453-08	-	Extension Tube, 65", 16 Row Even-Row
3	GA13994	1	Arm, Third Stage, 12 Row
	GA13114	-	Arm, Third Stage, 16 Row
	G10643	-	Grease Fitting, 45°, 1/4"-28
	GD2721	1	U-Bolt, 2" x 2" x 1/2"-13
	G10228	2	Lock Washer, 1/2"
	G10102	2	Hex Nut, 1/2"-13
4	GD18889	1	Pin, 1" x 9 1/4"
	G10460	2	Cotter Pin, 1/4" x 2"
	G10345	2	Machine Bushing, 1", 14 Gauge
5	GA9145	1	Molded Stop, 6 1/4" Long
	G10004	2	Hex Head Cap Screw, 3/8"-16 x 1 1/4"
	G11387	2	Flat Washer, 3/8" SAE
	G10108	2	Lock Nut, 3/8"-16
6	GD18540	1	Lock-up Chain Bracket
	G10004	2	Hex Head Cap Screw, 3/8"-16 x 1 1/4"
	G10108	2	Lock Nut, 3/8"-16
7	GA13764	1	Linkage
	G11391	2	Flat Washer, 5/8" SAE
	G10006	2	Hex Head Cap Screw, 5/8"-11 x 2 1/4"
	GB0218	2	Bushing, 2 1/32" I.D. x 7/8" O.D. x 1 9/32" Long
	G10107	2	Lock Nut, 5/8"-11
8	GD25189	1	Marker Link
	GD3180-34	1	Sleeve, 7/8" O.D. x 5/8" I.D. x 2"
	GD10538-07	1	Sleeve, 3/4" O.D. x 1/2" I.D. x .35"
	G10039	1	Hex Head Cap Screw, 1/2"-13 x 1 3/4"
	G10111	1	Lock Nut, 1/2"-13
9	G10036	1	Hex Head Cap Screw, 5/8"-11 x 4"
	G11391	2	Flat Washer, 5/8" SAE
	G10107	1	Lock Nut, 5/8"-11
10	GA17399	1	Marker Link, 66 3/4", 12 Row
	GA17400	-	Marker Link, 113 1/4", 16 Row
11	G10033	1	Hex Head Cap Screw, 1/2"-13 x 3 1/2"
	GD19661-01	1	Sleeve, 3/4" O.D. x 5 1/100 I.D. x 2"
	GD16418-02	2	Sleeve, 1 1/8" O.D. x 1 3/16" I.D. x 1 1/25"
	G10111	1	Lock Nut, 1/2"-13
12	GD18815	1	Pin, 1 1/4" x 8.38"
	G10159	2	Washer, 1 7/8"
	G10460	2	Cotter Pin, 1/4" x 2"
13	GA14632	1	<a href="#">See "Row Marker Cylinder" on page P159</a>
	G6801-08	1	Elbow W/O-Ring, 90°, 3/4"-16 Male JIC To O-Ring
	GR1037	-	O-Ring
	G6400-08-04	1	Connector W/O-Ring, 3/4"-16 Male JIC To 7/16"-20 O-Ring
	GR1465	-	O-Ring

ITEM	PART NO.	QTY. (Per Assy.)	DESCRIPTION
14	GD26024	1	Bulkhead Mount
	G306-08	2	Lock Nut, 3/4"-16
	G2701-08	2	Bulkhead Elbow, 90°, 3/4"-16 Male JIC
	G10107	4	Lock Nut, 5/8"-11
15	GD13360	1	Plate, 6" x 6", 12 Row
	GD13359	-	Plate, 7" x 7", 16 Row
16	GD10792	4	Shim, 2 1/2" x 7 1/4", 16 Gauge, 12 Row
	GD11791	-	Shim, 2 1/2" x 8 1/4", 16 Gauge, 16 Row
17	G10011	4	Hex Head Cap Screw, 5/8"-11 x 5 1/2"
	G11391	4	Flat Washer, 5/8" SAE
18	GA14361	1	Marker Mount
19	GD19491	1	Marker Mount Wear Pad
	G11319	2	Slotted Flat Head Machine Screw, 1/4"-20 x 1 3/4"
	G11320	2	Lock Nut, 1/4"-20, Grade B
20	GD18814	1	Pin, 1 1/4" x 9 1/4"
	G10460	2	Cotter Pin, 1/4" x 2"
21	GD21143	1	Marker Pin, 1 1/4" x 9 1/2"
	G11400	1	Retaining Ring, 1 1/4"
	G10640	1	Grease Fitting, 1/4"-28
22	GA13487	1	Arm, First Stage
	G10403	1	Hex Head Cap Screw, 1/4"-20 x 2 1/2"
	G11320	1	Lock Nut, 1/4"-20, Grade B
23	GD21142	1	Marker Pin, 1 1/4" x 11 59/64"
	G11400	1	Retaining Ring, 1 1/4"
	G10640	1	Grease Fitting, 1/4"-28
24	GA17401	1	Arm W/Grease Fitting, Second Stage, 12 Row
	GA17402	-	Arm W/Grease Fitting, Second Stage, 16 Row

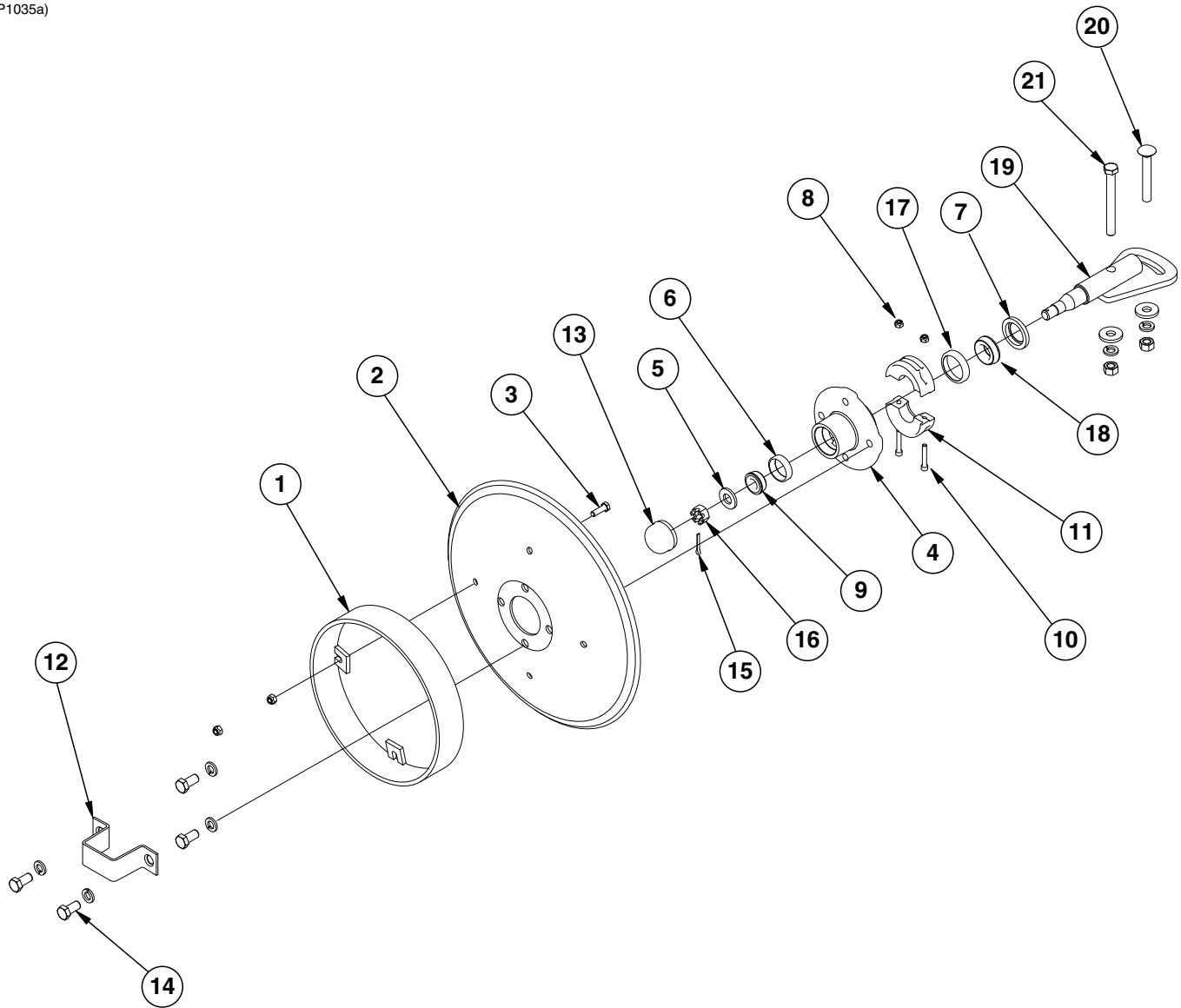
(IP1260)

L.H. Shown

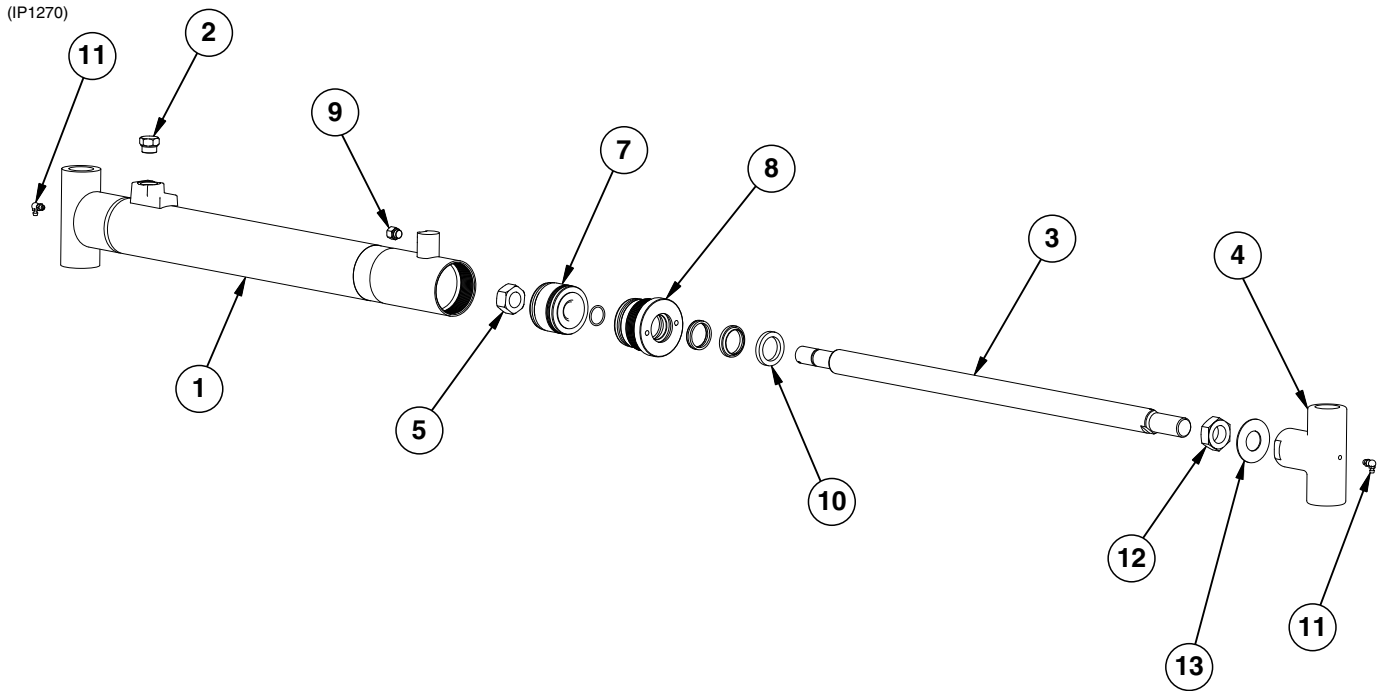


ITEM	PART NO.	QTY. (Per Assy.)	DESCRIPTION
1	GA14394	1	Marker Support Stand (Prior to 2012 Production)
2	GD4743	3	U-Bolt, 3" x 3" x 1/2"-13 (Prior to 2012 Production)
	G10071	6	Serrated Flange Nut, 1/2"-13 (Prior to 2012 Production)
3	GA14402	1	Marker Stand
4	GD9981	1	Marker Stand Bar
5	GD2721	2	U-Bolt, 2" x 2" x 1/2"-13
	G10071	4	Serrated Flange Nut, 1/2"-13
6	GD4743	2	U-Bolt, 3" x 3" x 1/2"-13
	G10071	4	Serrated Flange Nut, 1/2"-13
7	GA9088	1	Molded Stop, 12 1/4" Long
8	G10017	2	Hex Head Cap Screw, 1/2"-13 x 1 1/2"
	G11389	2	Flat Washer, 1/2" SAE
	G10111	2	Lock Nut, 1/2"-13
9	G10013	1	Hex Head Cap Screw, 5/8"-11 x 3 1/2"
	G11391	1	Flat Washer, 5/8" SAE
	GB0218	1	Bushing, 2 1/32" I.D. x 7/8" O.D. x 1 9/32" Long
	GD10088	1	Special Washer
	G10107	1	Lock Nut, 5/8"-11
10	GA13340	1	Chain Lockup

(IP1035a)

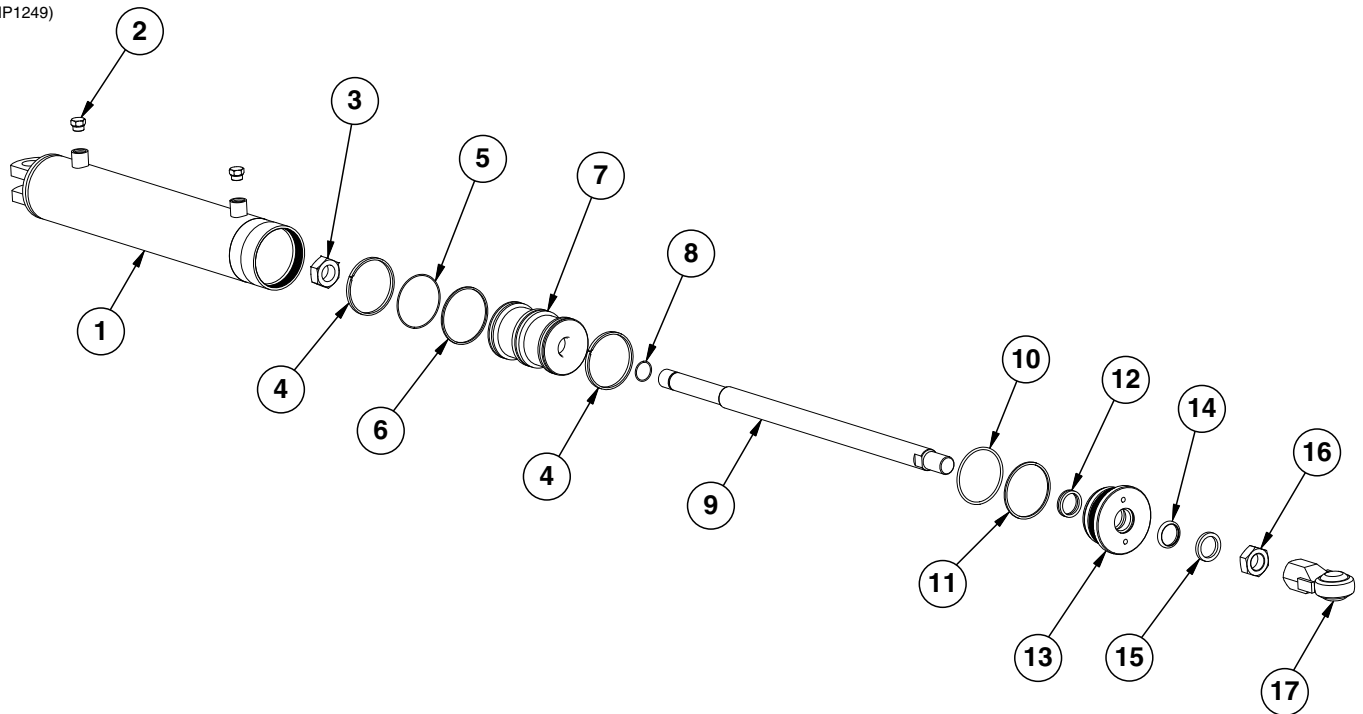


ITEM	PART NO.	QTY. (Per Assy.)	DESCRIPTION
1	GA5853	1	Depth Band
2	GD0746	1	Disc Blade, Solid, 16" (Shown)
	GD10283	-	Disc Blade, Notched, 16" (Optional)
3	G10019	4	Hex Head Cap Screw, 5/16"-18 x 1"
	G10109	4	Lock Nut, 5/16"-18, Grade 8
4	GA0167	1	Hub W/Cups, 4 Bolt (Includes Items 6 and 17)
5	G11391	1	Flat Washer, 5/8" SAE
6	GR0151	1	Outer Cup
7	GD21540	1	Grease Seal
8	G10110	2	Lock Nut, 1/4"-20, Grade B
9	GA0257	1	Bearing
10	G11418	2	Hex Socket Head Cap Screw, 1/4"-20 x 1 1/2"
11	GB0554	2	Hub Shield
12	GD2597	1	Retainer
13	GD0840	1	Dust Cap
14	G10722	4	Hex Head Cap Screw, 1/2"-20 x 1"
	G10228	4	Lock Washer, 1/2"
15	G10544	1	Cotter Pin, 5/32" x 1"
16	G10725	1	Slotted Hex Nut, 5/8"-18
17	GR0150	1	Inner Cup
18	GA0245	1	Bearing
19	GA15151	1	Spindle
20	G10844	1	Carriage Bolt, 1/2"-13 x 3 1/2"
	G10168	1	Machine Bushing, 1/2", 7 Gauge
	G10228	1	Lock Washer, 1/2"
	G10102	1	Hex Nut, 1/2"-13
21	G10045	1	Hex Head Cap Screw, 1/2"-13 x 4 1/2"
	G10168	2	Machine Bushing, 1/2", 7 Gauge
	G10228	2	Lock Washer, 1/2"
	G10102	2	Hex Nut, 1/2"-13
A	GA13719	-	Hub And Spindle Assembly, (Items 4-7, 9, and 12-19)



ITEM	PART NO.	QTY.	DESCRIPTION
1	A14631	1	Barrel (Non-Stock Item)
2	G6408-08 GR1037	1	Plug W/O-Ring, 3/4"-16 O-Ring O-Ring
3	GD14529	1	Rod
4	GD14308	1	Threaded Sleeve End
5	GD27234	1	Nylon Lock Nut, 7/8"-14, Grade 8
6	---	-	---
7	GD18526	1	Hydraulic Piston
8	GD10207	1	Gland
9	G6408-04 GR1465	1	Plug W/O-Ring, 7/16"-20 O-Ring O-Ring
10	GD12102	1	Ring, 1 1/4"
11	G10779	2	Grease Fitting, 90°, 1/4"-28
12	G10324	1	Hex Jam Nut, 1"-14, Grade 2
13	GD23002	1	Locking Device
A	GA14632	-	Cylinder Complete, 2 1/2" x 20" (Part Number Stamped On Barrel)
B	GR1925	1	Seal Kit, Includes: (2) O-Rings, (1) Back-Up Ring, (1) U-Cup, (1) Wiper, (1) Piston Ring, (1) T-Seal

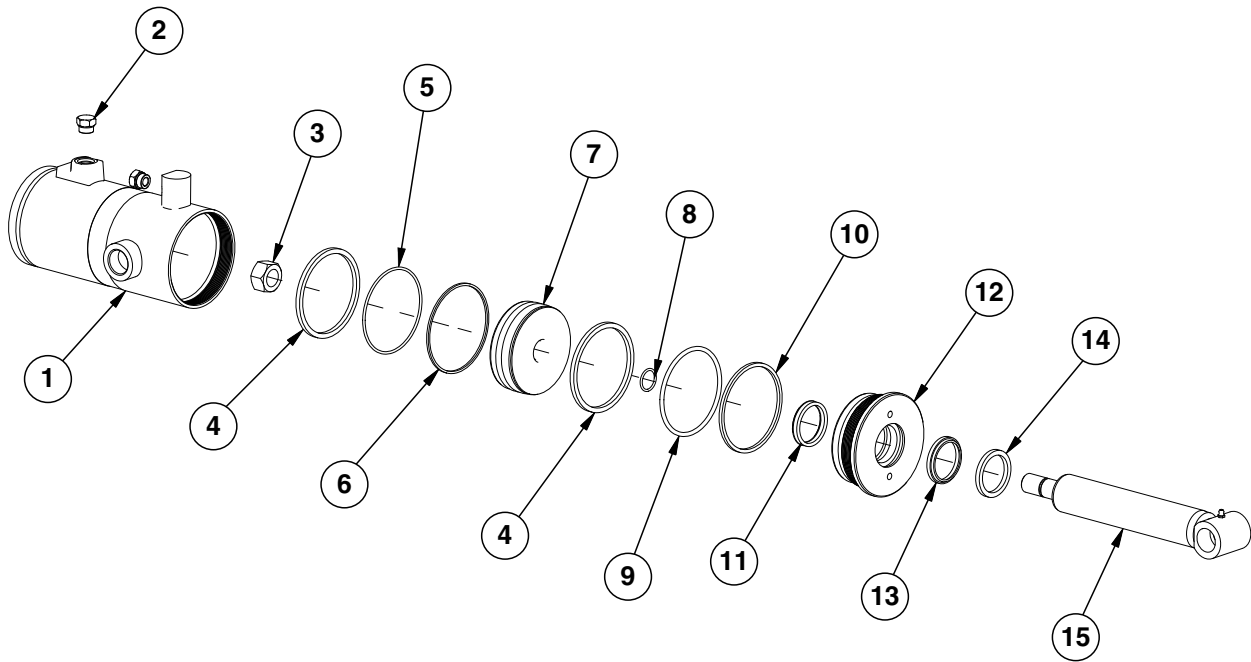
(IP1249)



ITEM	PART NO.	QTY.	DESCRIPTION
1	A7220	1	Barrel (Non-Stock Item)
2	G6408-08 GR1037	2 -	Plug W/O-Ring, 3/4"-16 O-Ring O-Ring
3	GD27237	1	Nylon Lock Nut, 1 1/4"-12, Grade 8
4	*D12040	2	Cast Iron Ring
5	*D12072	1	Piston Seal
6	*D12224	1	Expander
7	GD11992	1	Piston
8	*D12223	1	O-Ring
9	GD11991	1	Rod
10	*D12221	1	O-Ring
11	*D12222	1	Backup Ring
12	*D12252	1	U-Cup
13	GD11988	1	Gland
14	*D12206	1	Wiper
15	GD12103	1	Ring
16	G10509	1	Hex Jam Nut, 1 1/4"-12, Grade 2
17	GA7221	1	Threaded Ball Joint End
A	GA8904	-	Cylinder Complete, 4" x 16" (Part Number Stamped On Barrel)
B	GR1524	-	Seal Kit, Includes: (2) O-Rings, (1) U-Cup, (1) Wiper, (1) Seal, (2) Cast Iron Rings, (1) Backup Ring, (1) Expander

\* Item is part of seal kit, item can not be purchased individually.

(IP1252)

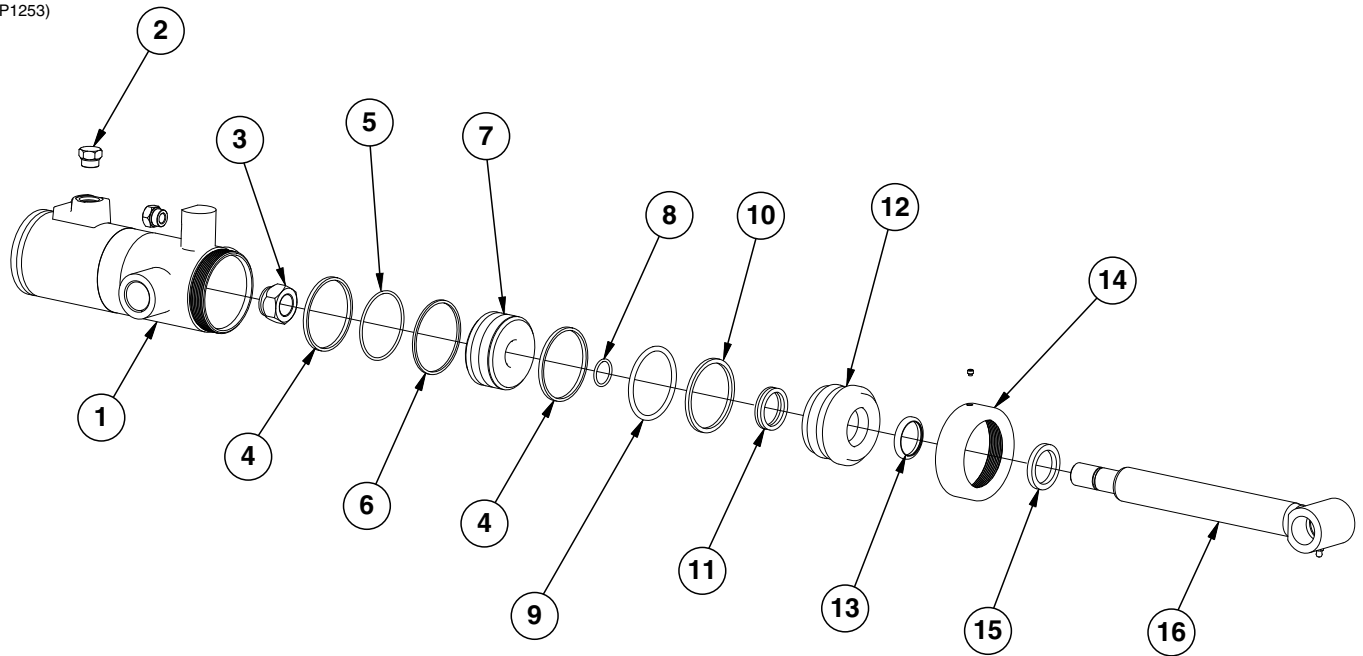


ITEM	PART NO.	QTY	DESCRIPTION
1	A14278	1	Barrel <b>(Non-Stock Item)</b>
2	G6408-08 GR1037	2 -	Plug W/O-Ring, 3/4"-16 O-Ring O-Ring
3	GD27235	1	Nylon Lock Nut, 1"-14, Grade 8
4	*D12092	2	Cast Iron Piston Ring
5	*D12248	1	Energizer Seal
6	*D12093	1	Piston Seal
7	GD20334	1	Piston
8	*D12208	1	O-Ring, No. 214
9	*D12246	1	O-Ring, No. 348
10	*D12247	1	Back-up Ring
11	*D12255	1	U-Cup
12	GD12572	1	Gland
13	*D12240	1	Wiper, 2"
14	GD12106	1	Ring
15	GA14279	1	Rod
A	GA14280	-	Cylinder Complete, 4 3/4" x 6" <i>(Part Number Stamped On Barrel)</i>
B	GR1546	1	Seal Kit, Includes: (1)Wiper, (2) O-Rings, (1) Back-up Ring, (1) U-Cup, (1) Seal, (2) Cast Iron Rings, (1)Energizer Seal

\* Item is part of seal kit, item can not be purchased individually.

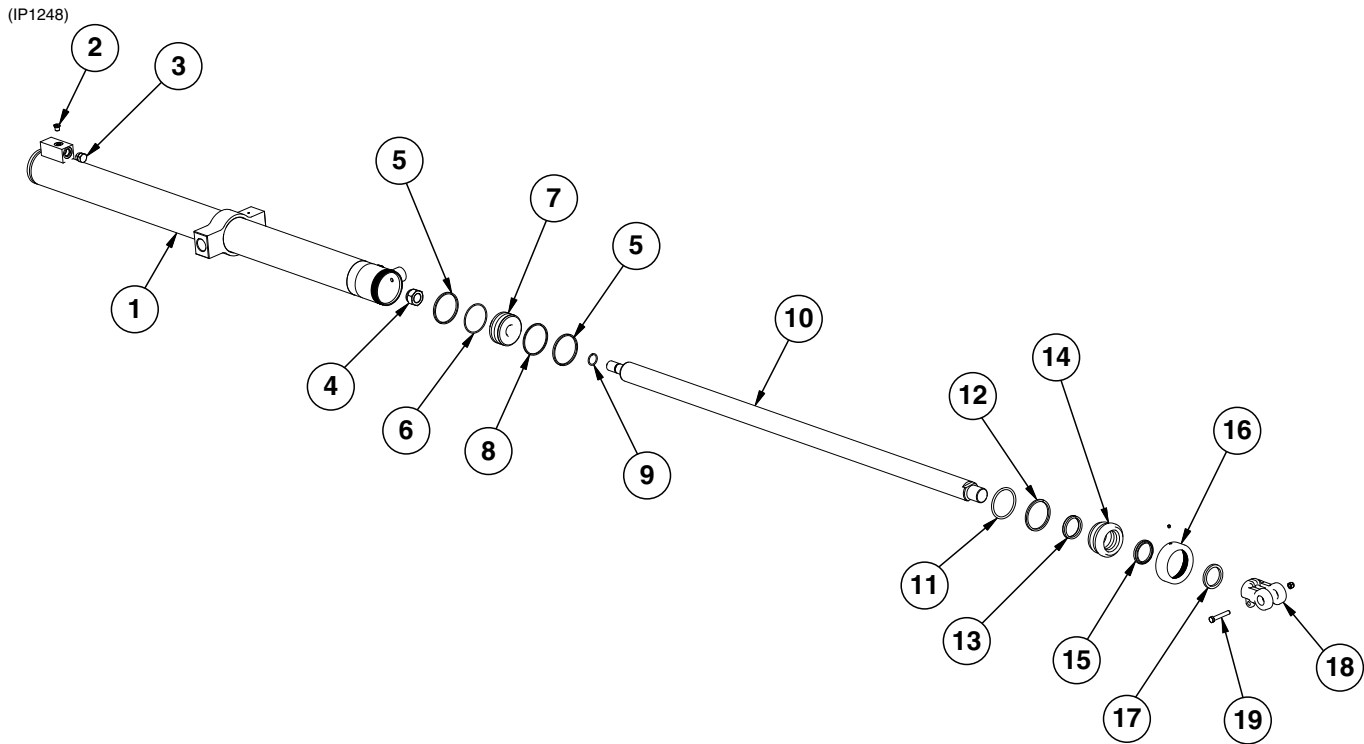


(IP1253)



ITEM	PART NO.	QTY	DESCRIPTION
1	A9467	1	Barrel ( <b>Non-Stock Item</b> )
2	G6408-08 GR1037	2 -	Plug W/O-Ring, 3/4"-16 O-Ring O-Ring
3	GD27235	1	Nylon Lock Nut, 1"-14, Grade 8
4	*D12110	2	Cast Iron Piston Ring
5	*D12108	1	Piston Seal
6	*D12257	1	Energizer Seal
7	GD13304	1	Piston
8	*D12208	1	O-Ring, No. 214
9	*D12227	1	O-Ring, No. 336
10	*D12228	1	Back-Up Ring
11	*D12252	1	U-Cup
12	GD13302	1	Gland
13	*D12206	1	Wiper, 1 1/2"
14	GD13303 G10907	1 1	Cap Set Screw, 1/4"-20 x 1/4"
15	GD12103	1	Ring
16	GA8157	1	Rod
A	GA9468	-	Cylinder Complete, 3 1/4" x 6" ( <i>Part Number Stamped On Barrel</i> )
B	GR1573	-	Seal Kit, Includes: (1)Wiper, (2) O-Rings, (1) Back-up Ring, (1) U-Cup, (1) Seal, (2) Cast Iron Rings, (1)Energizer Seal

\* Item is part of seal kit, item can not be purchased individually.

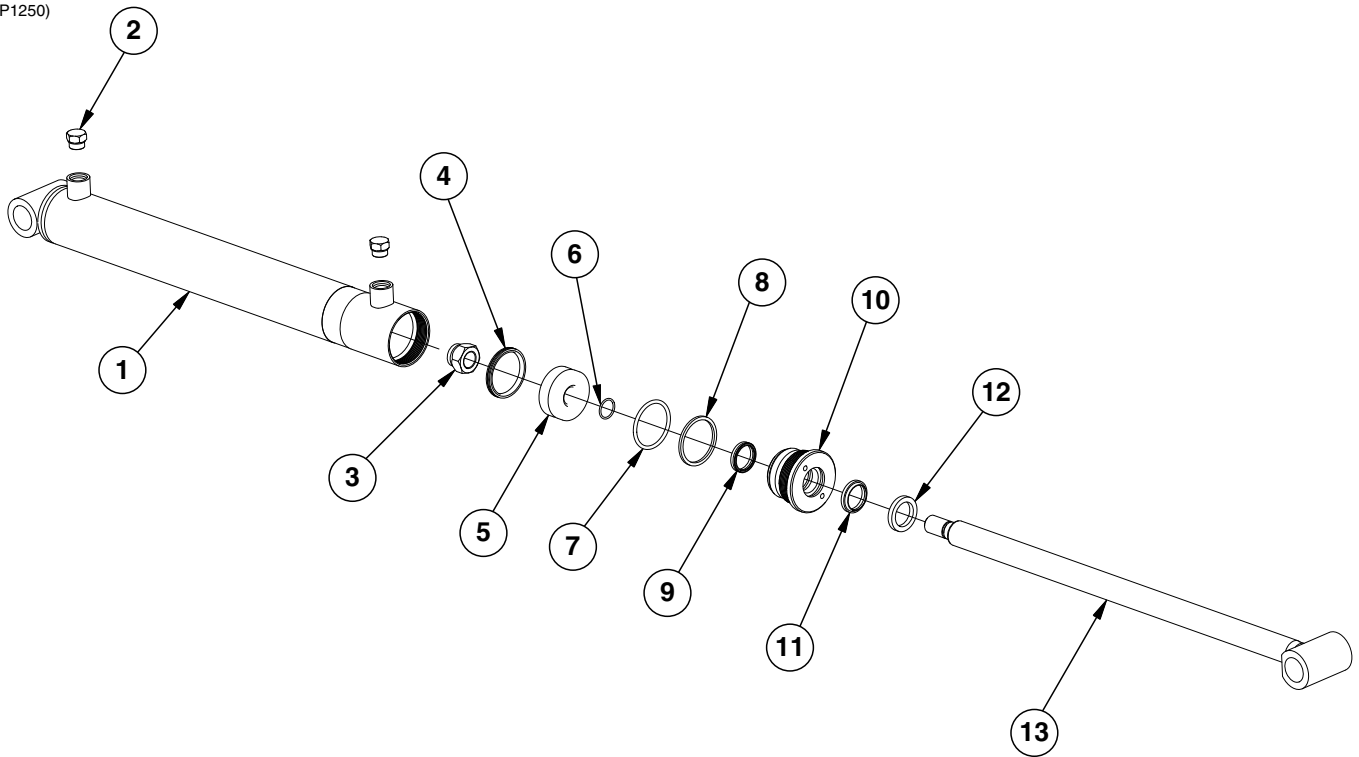


ITEM	PART NO.	QTY.	DESCRIPTION
1	A14275	1	Barrel <b>(Non-Stock Item)</b>
2	G6408-H04-0 GR1465	1 1	Hex Socket Head Plug W/O-Ring, 7/16"-20 O-Ring O-Ring
3	G6408-08 GR1037	2 -	Plug W/O-Ring, 3/4"-16 O-Ring O-Ring
4	GD27235	1	Nylon Lock Nut, 1"-14, Grade 8
5	*D12110	2	Cast Iron Ring
6	*D12108	1	Piston Seal
7	*D13304	1	Piston
8	*D12257	1	Expander
9	*D12208	1	O-Ring
10	GD20331	1	Rod
11	*D12227	1	O-Ring
12	*D12228	1	Backup Ring
13	*D12255	1	U-Cup
14	GD13307	1	Gland
15	*D12240	1	Wiper
16	GD13303 G10907	1 1	Cap Set Screw, 1/4"-20 x 1/4"
17	GD12106	1	Ring
18	GD11951	1	Clevis
19	G10939 G10108	1 1	Hex Head Cap Screw, 3/8"-16 x 2 1/4" Lock Nut, 3/8"-16

A	GA14282	-	Cylinder Complete, 3 1/4" x 48" (Part Number Stamped On Barrel)
B	GR1572	1	Seal Kit, Includes: (2) O-Rings, (2) Backup Rings, (1) Wiper, (1) U-Cup, (2) Cast Iron Rings, (1) Piston Seal, (1) Expander

\* Item is part of seal kit, item can not be purchased individually.

(IP1250)



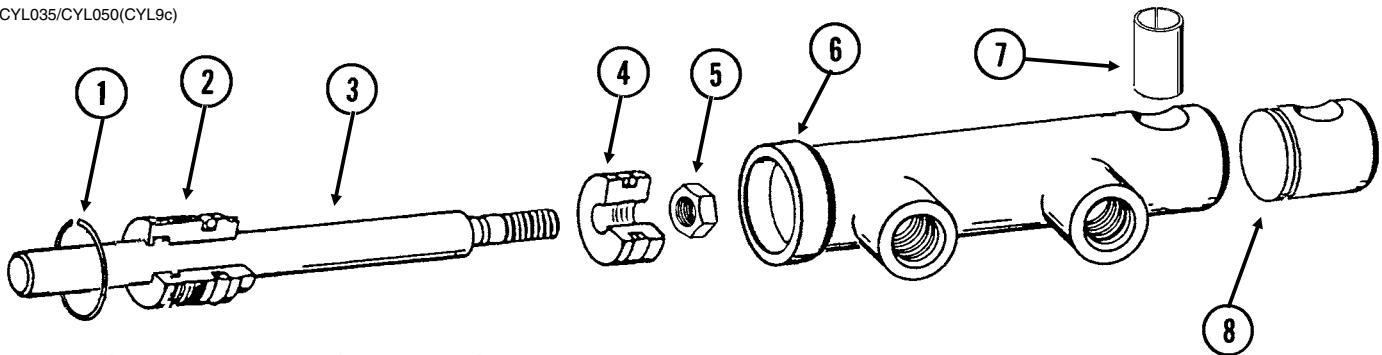
ITEM	PART NO.	QTY.	DESCRIPTION
1	A8822	1	Barrel ( <b>Non-Stock Item</b> )
2	G6408-08 GR1037	2 -	Plug W/O-Ring, 3/4"-16 O-Ring O-Ring
3	GD27234	1	Nylon Lock Nut, 7/8"-14, Grade 8
4	*D12275	1	T-Seal
5	GD11986	1	Piston
6	*D12214	1	O-Ring
7	*D12212	1	O-Ring
8	*D12213	1	Backup Ring
9	*D12251	1	U-Cup
10	GD11985	1	Gland
11	*D12210	1	Wiper
12	GD12102	1	Ring
13	GA8898	1	Rod Assembly

A	GA8899	-	Cylinder Complete, 2 1/2" x 20 1/16" ( <i>Part Number Stamped On Barrel</i> )
---	--------	---	---

B	GR1522	-	Seal Kit, Includes: (1) T-Seal, (2) O-Rings, (1) Backup Ring, (1) U-Cup, (1) Wiper
---	--------	---	--

\* Item is part of seal kit, item can not be purchased individually.

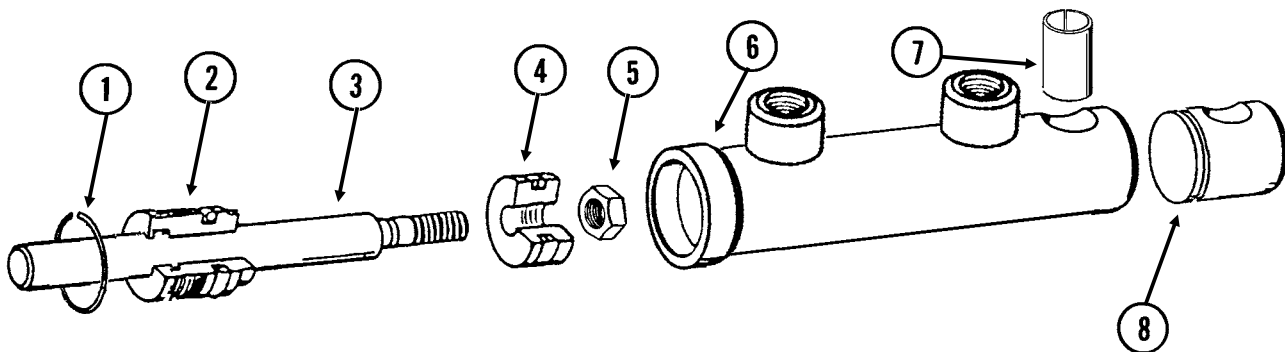
CYL035/CYL050(CYL9c)



ITEM	PART NO.	QTY.	DESCRIPTION
1	G10770	1	Internal Retaining Ring, 1 1/16"
2	GD13170	1	Gland
3	GD13425	1	Rod
4	GD13172	1	Piston
5	GD27232	1	Nylon Lock Nut, 1/2"-20, Grade 8
6	D13426	1	Barrel <b>(Non-Stock Item)</b>
7	GD13400	1	Tension Bushing, 1" x 2" Long
8	GD13173	1	End Cap
A	GA9559	-	Cylinder Complete, 1 1/2" x 2 1/2" <i>(Part Number Stamped On Barrel)</i>
B	GR1598	-	Seal Kit, Includes: (3) O-Rings, (2) BU Rings, (1) Wiper, (1) T-Seal, (1) Bronze Bushing, (1) Seal, (1) U-Cup

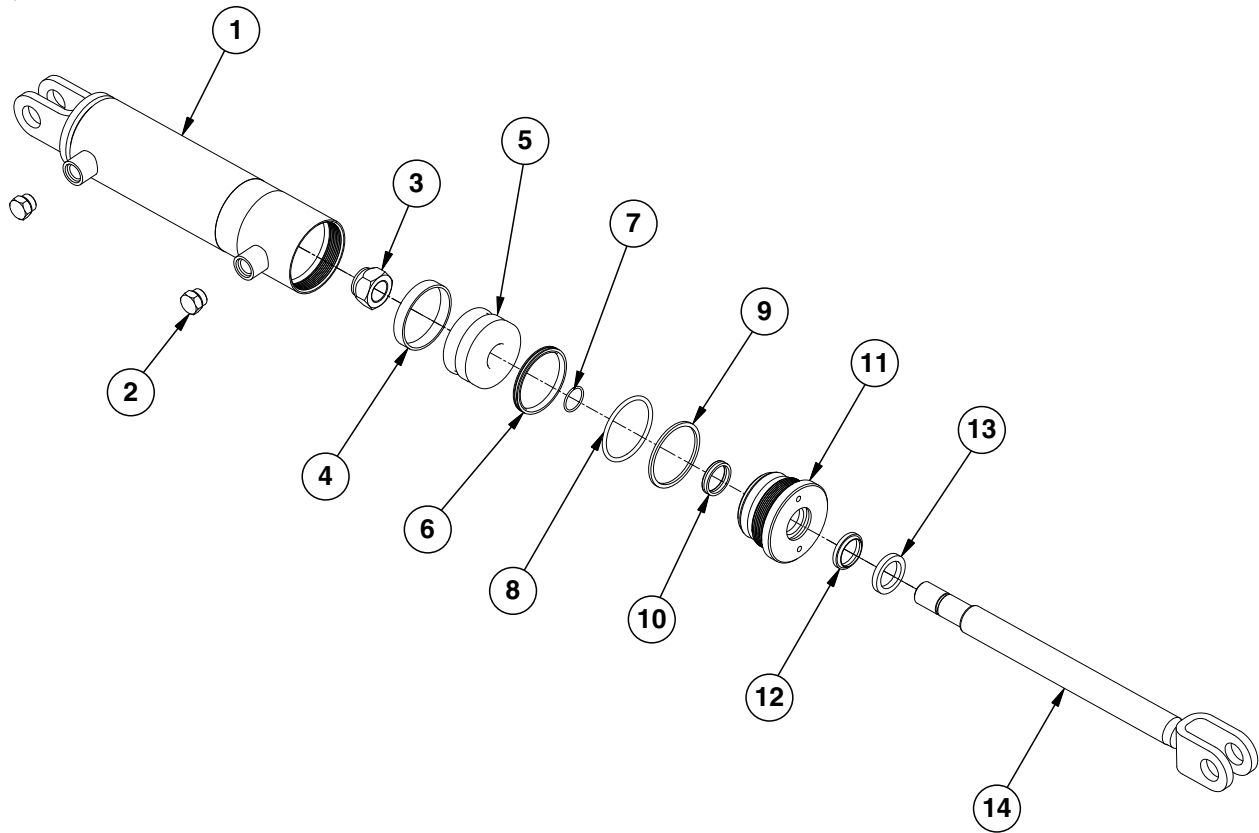
Tongue Lock Cylinder

CYL035(CYL9d)



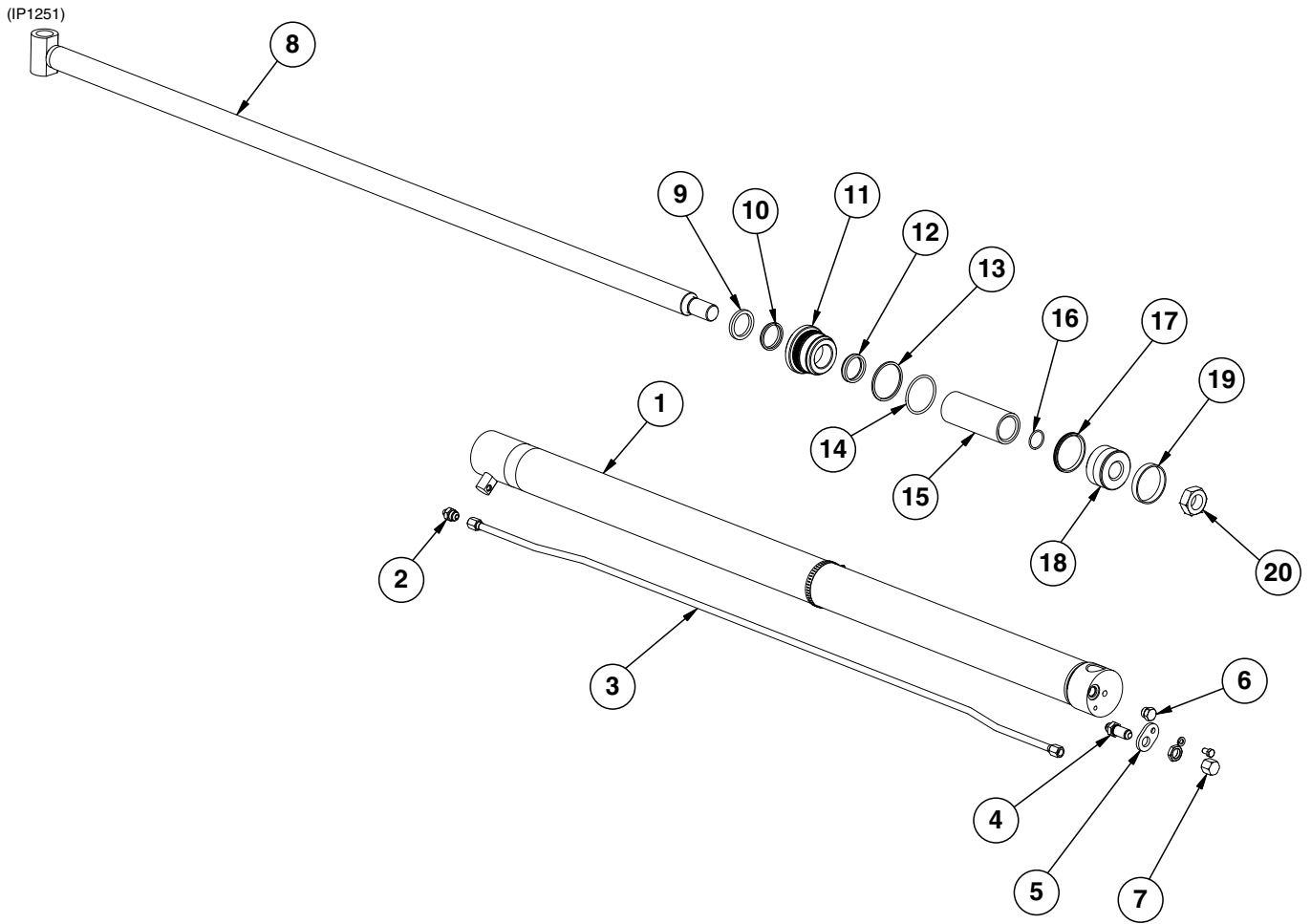
ITEM	PART NO.	QTY.	DESCRIPTION
1	G10770	1	Internal Retaining Ring, 1 1/16"
2	GD13170	1	Gland
3	GD13171	1	Rod
4	GD13172	1	Piston
5	GD27232	1	Nylon Lock Nut, 1/2"-20, Grade 8
6	D13169	1	Barrel <b>(Non-Stock Item)</b>
7	GD13400	1	Tension Bushing, 1" x 2" Long
8	GD13173	1	End Cap
A	GA9205	-	Cylinder Complete, 1 1/2" x 2 1/2" <i>(Part Number Stamped On Barrel)</i>
B	GR1598	-	Seal Kit, Includes: (3) O-Rings, (2) BU Rings, (1) Wiper, (1) T-Seal, (1) Bronze Bushing, (1) Seal, (1) U-Cup

(IP1285)



ITEM	PART NO.	QTY.	DESCRIPTION
1	A14480	1	Barrel <b>(Non-Stock Item)</b>
2	G6408-08 GR1037	2 -	Plug W/O-Ring, 3/4"-16 O-Ring O-Ring
3	GD27235	1	Nylon Lock Nut, 1"-14, Grade 8
4	*D12047	1	Wear Ring
5	GD12502	1	Piston
6	*D12278	1	T-Seal
7	*D12226	1	O-Ring, No. 120
8	*D12202	1	O-Ring, No. 334
9	*D12203	1	BU Ring
10	*D12251	1	U-Cup
11	GD11999	1	Gland
12	*D12210	1	Wiper
13	GD12102	1	Ring
14	GA14478	1	Rod
A	GA14481	-	Cylinder Complete, 3" x 8" <i>(Part Number Stamped On Barrel)</i>
B	GR1526	1	Seal Kit, Includes: (1) Wear Ring, (2) O-Rings, (1) BU Ring, (1) U-Cup, (1) Wiper, (1) T-Seal

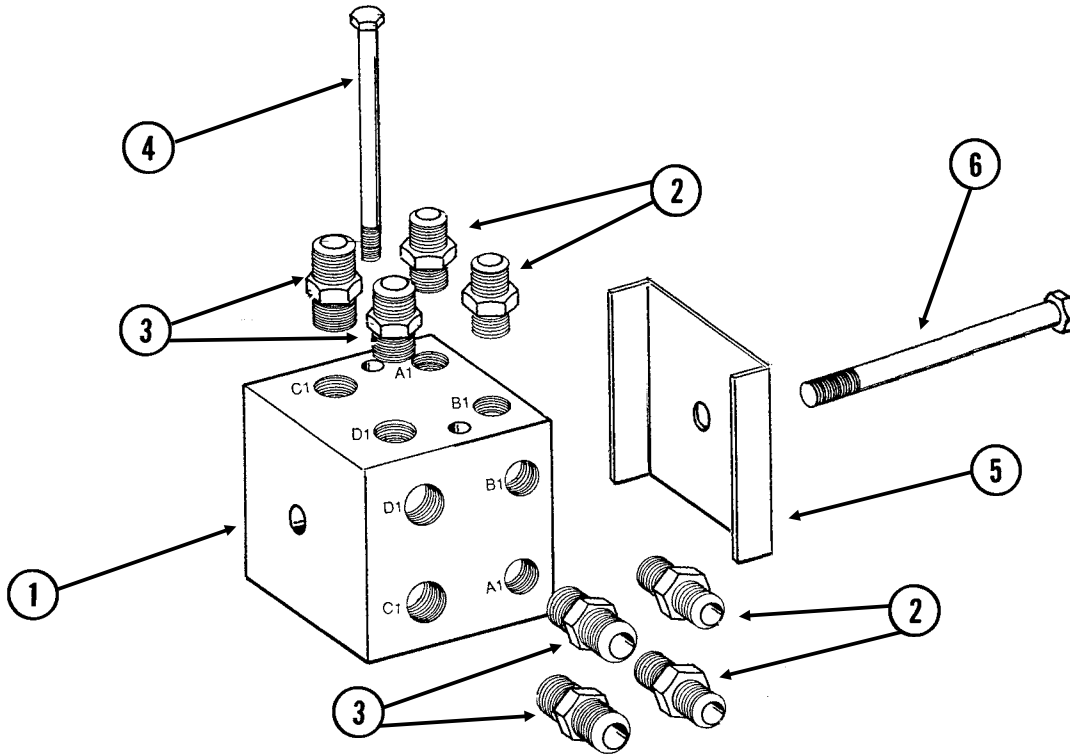
\* Item is part of seal kit, item can not be purchased individually.



ITEM	PART NO.	QTY.	DESCRIPTION
1	A13937	1	Barrel, 12 Row ( <b>Non-Stock Item</b> )
	A13953	-	Barrel, 16 Row ( <b>Non-Stock Item</b> )
2	G6400-08-04	1	Connector W/O-Ring, 3/4"-16 Male JIC To 7/16"-20 O-Ring
	GR1465	-	O-Ring
3	GA13939	1	Hydraulic Tube Assembly, 62 <sup>7</sup> / <sub>8</sub> ", 12 Row
	GA8979	-	Hydraulic Tube Assembly, 92 <sup>1</sup> / <sub>16</sub> ", 16 Row
	G10990	1	Hose Clamp, No. 52
4	G2700-08	1	Bulkhead Tube Union, 3/4"-16 Male JIC
	G306-08	1	Lock Nut, 3/4"-16
5	GD12597	1	Bracket
	G10328	1	Hex Head Cap Screw, 3/8"-16 x 5/8"
	G10229	1	Lock Washer, 3/8"
6	G6408-08	1	Plug W/O-Ring, 3/4"-16 O-Ring
	GR1037	-	O-Ring
7	G304-C-08	1	Cap Nut, 3/4"-16
8	GA13935	1	Rod Assembly, 12 Row
	GA8859	-	Rod Assembly, 16 Row
9	GD12104	1	Ring
10	*D12200	1	Wiper
11	GD11984	1	Gland
12	*D12253	1	U-Cup
13	*D12203	1	BU Ring
14	*D12202	1	O-Ring, No. 334
15	GD7147	1	Spacer
16	*D12204	1	O-Ring, No. 218
17	*D12278	1	T-Seal
18	GD11970	1	Piston
19	*D12047	1	Wear Ring
20	GD27237	1	Nylon Lock Nut, 1 <sup>1</sup> / <sub>4</sub> "-12, Grade 8
A	GA13938	-	Cylinder Complete, 3" x 54", 12 Row ( <i>Part Number Stamped On Barrel</i> )
B	GA13954	-	Cylinder Complete, 3" x 84", 16 Row ( <i>Part Number Stamped On Barrel</i> )
C	GR1519	-	Seal Kit Includes: (2) O-Rings, (1) BU Ring, (1) Wear Ring, (1) Wiper, (1) U-Cup, (1) T-Seal

\* Item is part of seal kit, item can not be purchased individually.

VVB036(TWL24k)

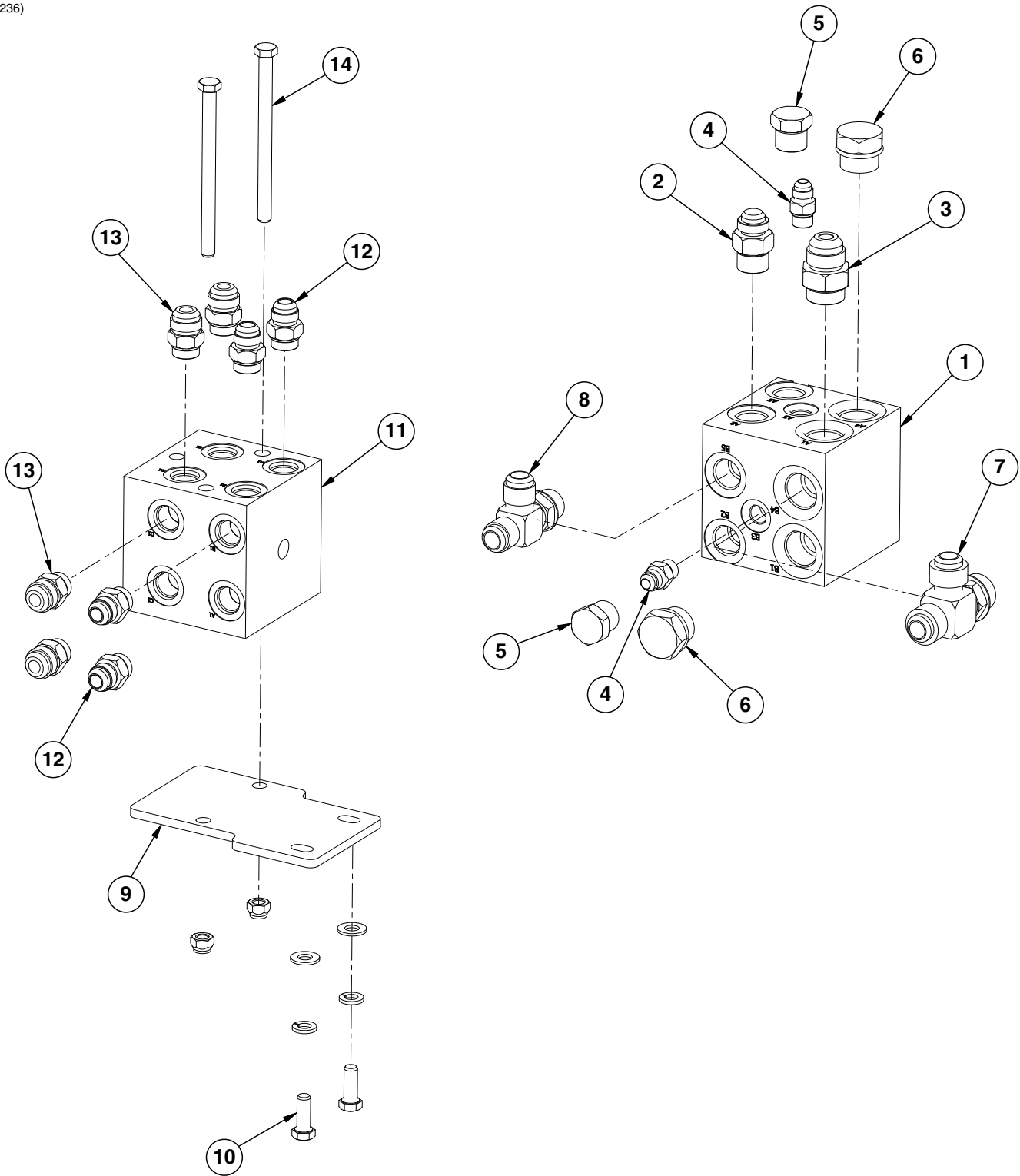


ITEM	PART NO.	QTY.	DESCRIPTION
1	GD9971	1	Manifold Block
2	G6400-08 GR1037	4 -	Connector W/O-Ring, 3/4"-16 Male JIC To O-Ring O-Ring
3	G6400-10-08 GR1037	4 -	Connector W/O-Ring, 7/8"-14 Male JIC To 3/4"-16 O-Ring O-Ring
4	G10172 G10229 G10101	2 2 2	Hex Head Cap Screw, 3/8"-16 x 5" Lock Washer, 3/8" Hex Nut, 3/8"-16
5	GD0740	1	Hose Clamp, 3/4" x 4" x 3 1/2"
6	G10871 G10228 G10102	1 1 1	Hex Head Cap Screw, 1/2"-13 x 6" Lock Washer, 1/2" Hex Nut, 1/2"-13



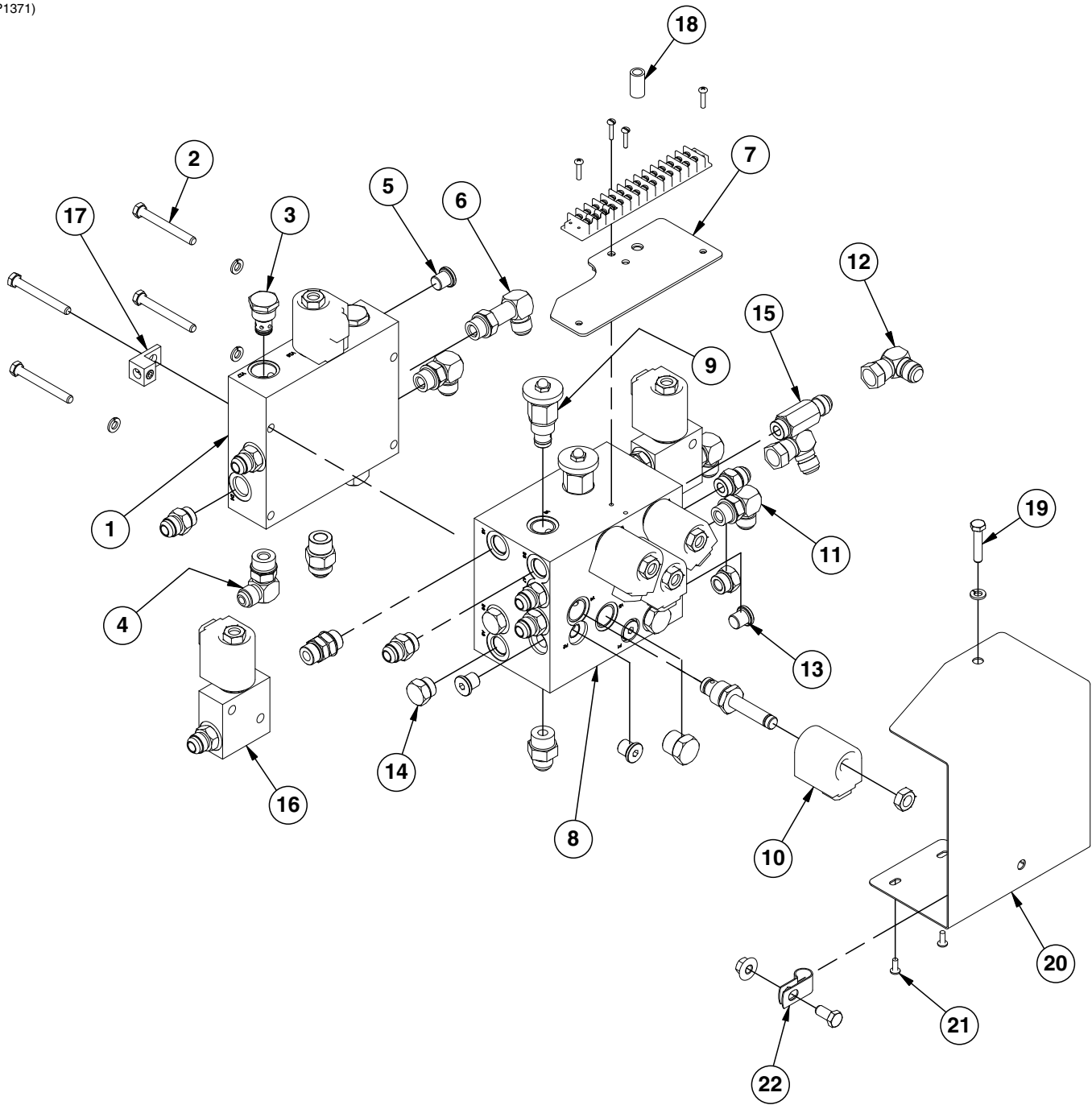
**This page left blank intentionally.**

(IP1236)



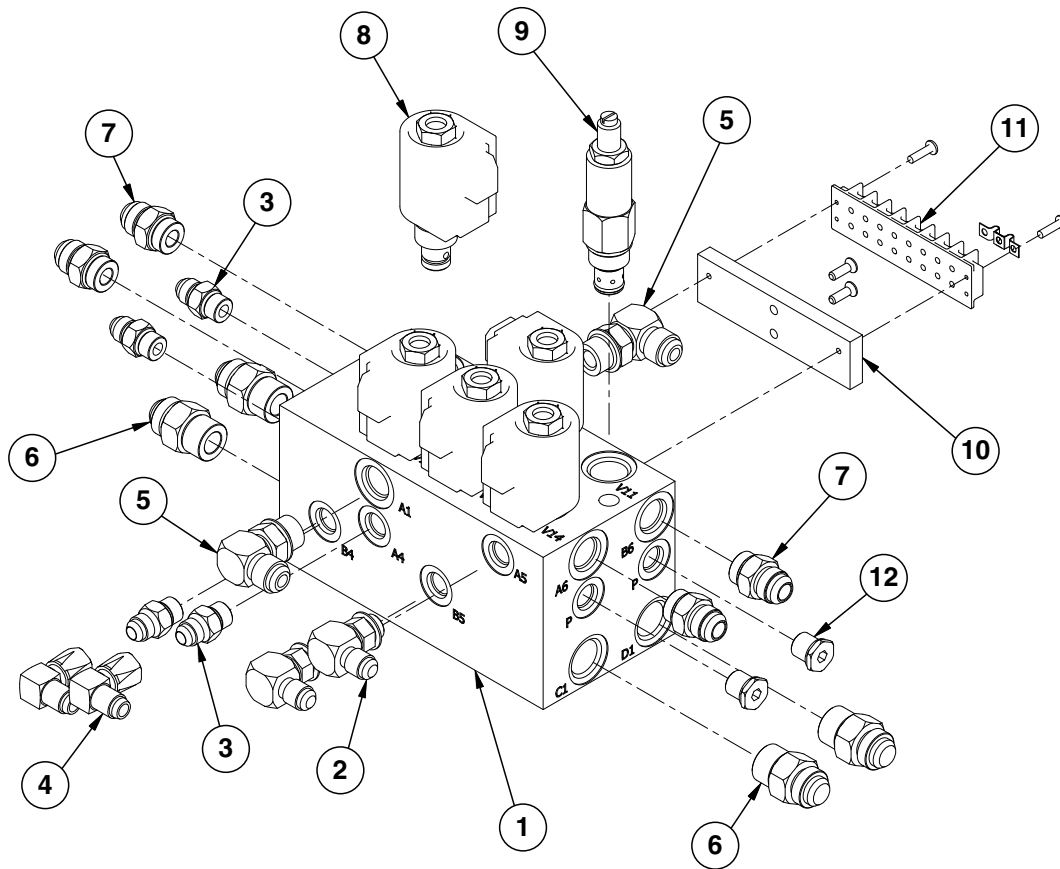
ITEM	PART NO.	QTY.	DESCRIPTION
1	GD20697	1	Fan Junction Block
2	G6400-10 GR1037	1 -	Connector W/O-Ring, 7/8"-14 Male JIC To O-Ring O-Ring
3	G6400-12 GR1467	1	Connector, W/O-Ring, 1 1/16"-12 Male JIC To O-Ring O-Ring
4	G6400-06 GR1045	2 -	Connector W/O-Ring, 9/16"-18 Male JIC To O-Ring O-Ring
5	G6408-10 GR1466	2 -	Plug W/O-Ring, 7/8"-14 O-Ring O-Ring
6	G6408-12	2	Plug W/O-Ring, 1 1/16"-12 O-Ring
7	G6804-12 GR1467	1 -	Adjustable Tee W/O-Ring, 1 1/16"-12 Male JIC To O-Ring O-Ring
8	G6804-10	1	Adjustable Tee W/O-Ring, 7/8"-14 Male JIC To O-Ring
9	GD20695	1	Extension Plate
10	G10001 G10229 G11387	2 2 2	Hex Head Cap Screw, 3/8"-16 x 1" Lock Washer, 3/8" Flat Washer, 3/8" SAE
11	GD9971	1	Manifold Block
12	G6400-08 GR1037	4 -	Connector W/O-Ring, 3/4"-16 Male JIC To O-Ring O-Ring
13	G6400-10-08 GR1037	4 -	Connector W/O-Ring, 7/8"-14 Male JIC To 3/4"-16 O-Ring O-Ring
14	G10172 G10108	2 2	Hex Head Cap Screw, 3/8"-16 x 5" Lock Nut, 3/8"-16

(IP1371)



ITEM	PART NO.	QTY.	DESCRIPTION
1	GD9977	1	Block
	G6801-08	1	Elbow W/O-Ring, 90°, 3/4"-16 Male JIC To O-Ring
	GR1037	-	O-Ring
	G6400-08	2	Connector W/O-Ring, 3/4"-16 Male JIC To O-Ring
	GR1037	-	O-Ring
	G6400-10	1	Connector W/O-Ring, 7/8"-14 Male JIC To O-Ring
	GR1466	-	O-Ring
	---	1	<a href="#">See "Solenoid Valve" on page P184</a>
2	G10583	4	Hex Head Cap Screw, 5/16"-18 x 2 3/4"
	G10232	3	Lock Washer, 5/16"
3	GA4293	2	Check Valve
	GR2041	-	Seal Kit
4	G6801-08-10	2	Elbow W/O-Ring, 90°, 3/4"-16 Male JIC To 7/8"-14 O-Ring
	GR1466	-	O-Ring
	G6403-NWO-08	2	Adjustable Union, 3/4"-16 O-Ring
5	G6408-H06-O GR1045	1	Hex Socket Head Plug W/O-Ring, 9/16"-18 O-Ring O-Ring
6	G6801-L-08	1	Long Elbow W/O-Ring, 90°, 3/4"-16 Male JIC To O-Ring
	GR1037	-	O-Ring
7	GA13741	1	Terminal Strip Mount
	G11066	2	Phillips Pan Head Machine Screw, No. 10-24 x 3/4", Stainless Steel
	G11067	2	Phillips Pan Head Machine Screw, No. 8-32 x 3/4", Stainless Steel
	GA9097	1	Terminal Strip W/Screws, No. 6, 14 Terminal
	GD13310	3	Jumper, 7/16"
8	GD9533	1	Block
	G6408-10	2	Plug W/O-Ring, 7/8"-14 O-Ring
	GR1466	-	O-Ring
	G6400-08	7	Plug W/O-Ring, 3/4"-16 O-Ring
	GR1037	-	O-Ring
9	GA3413	2	Flow Control Valve
10	---	6	<a href="#">See "Solenoid Valve" on page P184</a>
11	G6801-08	2	Elbow W/O-Ring, 90°, 3/4"-16 Male JIC To O-Ring
	GR1037	-	O-Ring
12	G6500-08	2	Swivel Elbow, 90°, 3/4"-16 Male JIC To Female
13	G6408-H06-O	5	Hex Socket Head Plug W/O-Ring, 9/16"-18 O-Ring
	GR1045	-	O-Ring
14	G6408-08	4	Plug W/O-Ring, 3/4"-16 O-Ring
	GR1037	-	O-Ring
15	G6400-L-08	1	Long Connector W/O-Ring, 3/4"-16 Male JIC To O-Ring
16	GD14528	2	Valve Block
17	GA3584	1	Ground Clamp
18	GD8066-02	1	Sleeve, 1" Long
19	G10133	1	Hex Head Cap Screw, 5/16"-18 x 1 1/2"
	G10232	1	Lock Washer, 5/16"
20	GD13146	1	Valve Block Cover
21	G10977	2	Phillips Pan Head Machine Screw, No. 10-24 x 1/2", Stainless Steel
22	GD13348	1	Insulated Clamp, 1 1/16"
	G10002	1	Hex Head Cap Screw, 3/8"-16 x 3/4"
	G11091	1	Serrated Flange Nut, 3/8"-16
A	GR0764	-	Seal Kit, Includes: (2) O-Rings, (1) BU Ring

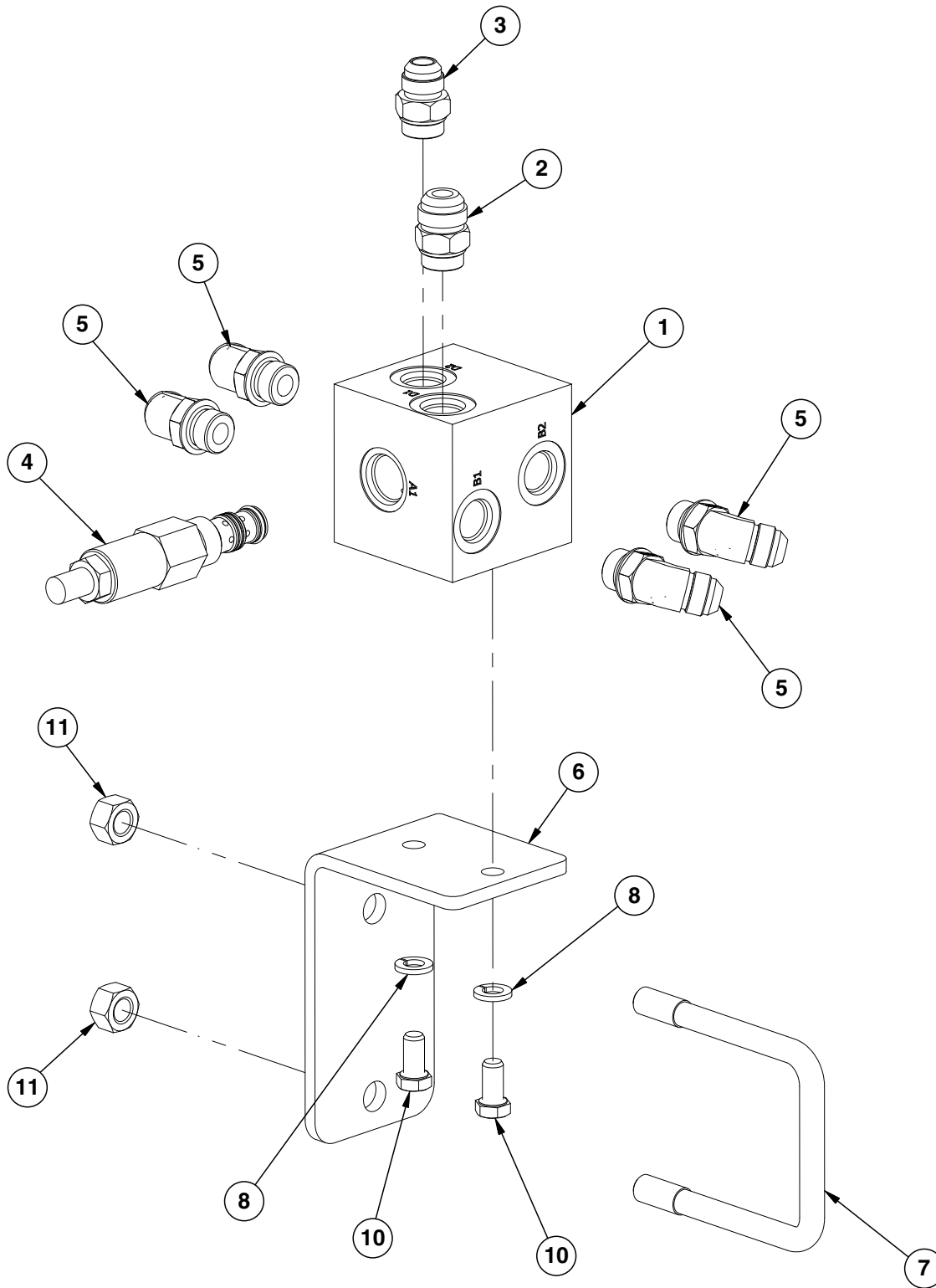
(IP1110/IP1111)



ITEM	PART NO.	QTY.	DESCRIPTION
1	GD9905	1	Block
2	G6801-06 GR1045	2 -	Elbow W/O-Ring, 90°, 1/16"-18 Male JIC To O-Ring O-Ring
3	G6400-06 GR1045	4 -	Connector W/O-Ring, 1/16"-18 Male JIC To O-Ring O-Ring
4	G6500-06	2	Swivel Elbow, 90°, 1/16"-18 Male JIC To Female
5	G6801-08 GR1037	2 -	Elbow W/O-Ring, 90°, 3/4"-16 Male JIC To O-Ring O-Ring
6	G6400-10 GR1466	4 -	Connector W/O-Ring, 7/8"-14 Male JIC To O-Ring O-Ring
7	G6400-08 GR1037	4 -	Connector W/O-Ring, 3/4"-16 Male JIC To O-Ring O-Ring
8	---	-	<a href="#">See "Solenoid Valve" on page P184</a>
9	GA3407	-	Pressure Relief Valve, 1000 PSI
10	GD12818 G11068	1 2	Terminal Strip Mount Phillips Flat Head Machine Screw, No. 10-24 x 5/8", Stainless Steel
11	GA9098 GD13310 G11065	1 2 2	Terminal Strip W/Screws, No. 6, 8 Terminal Jumper, 7/16" Phillips Pan Head Machine Screw, No. 8-32 x 5/8", Stainless Steel
12	G6408-H06-0 GR1045	2 -	Hex Socket Head Plug W/O-Ring, 1/16"-18 O-Ring
A	GR0764	-	Seal Kit, Includes: (2) O-Rings, (1) BU Ring

**This page left blank intentionally.**

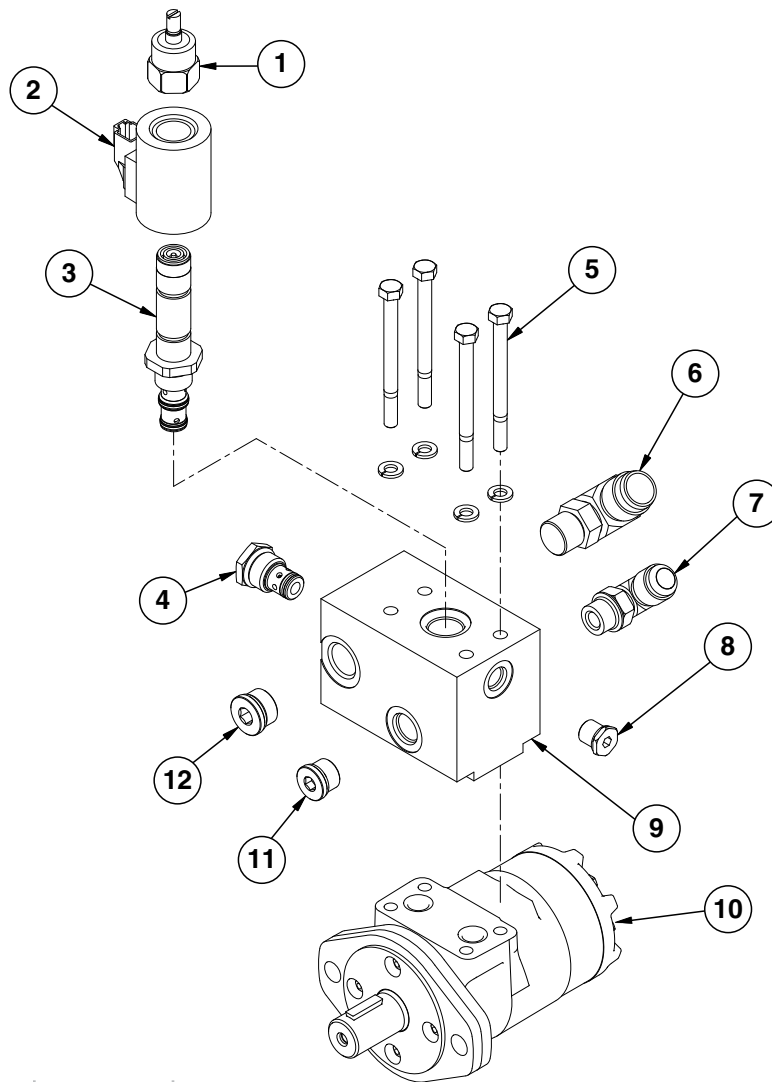
(IP1256)





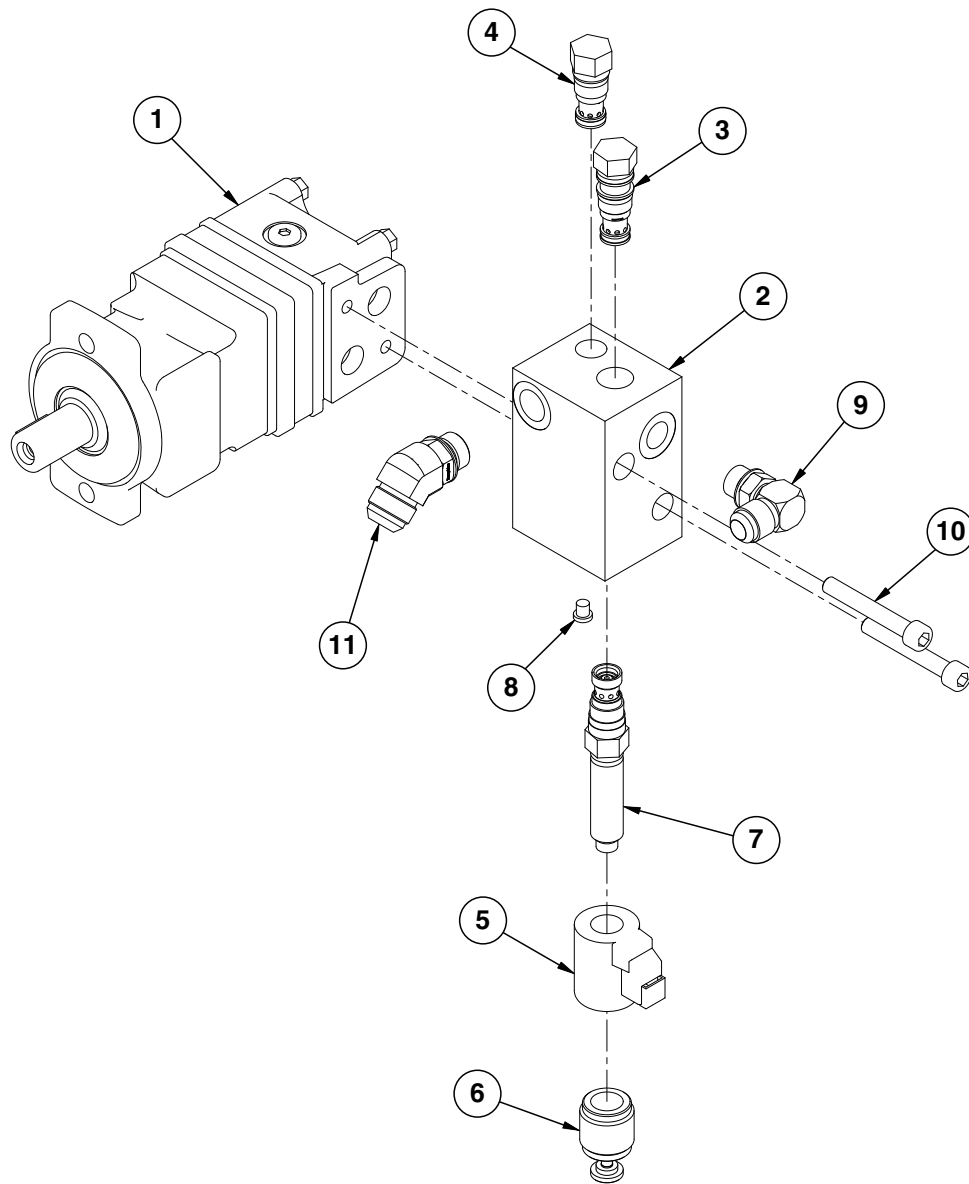
ITEM	PART NO.	QTY.	DESCRIPTION
1	GD20718	1	Wing Down Pressure Valve Block
2	G6400-10-08 GR1037	1 -	Connector W/O-Ring, 7/8"-14 Male JIC To 3/4"-16 O-Ring O-Ring
3	G6400-08 GR1037	1 -	Connector W/O-Ring, 3/4"-16 Male JIC To O-Ring O-Ring
4	GA14489 GR2043	1 -	Pressure Reducing Relief Valve Seal Kit
5	G6802-08 GR1037	4 -	Elbow W/O-Ring, 45°, 3/4"-16 Male JIC To O-Ring O-Ring
6	GD20719	1	Wing Down Pressure Bracket
7	GD4743	1	U-Bolt, 3" x 3" x 1/2"-13
8	G10229	2	Lock Washer, 3/8"
9	---	-	---
10	G10002	2	Hex Head Cap Screw, 3/8"-16 x 3/4"
11	G10071	2	Serrated Flange Nut, 1/2"-13

(IP1076)



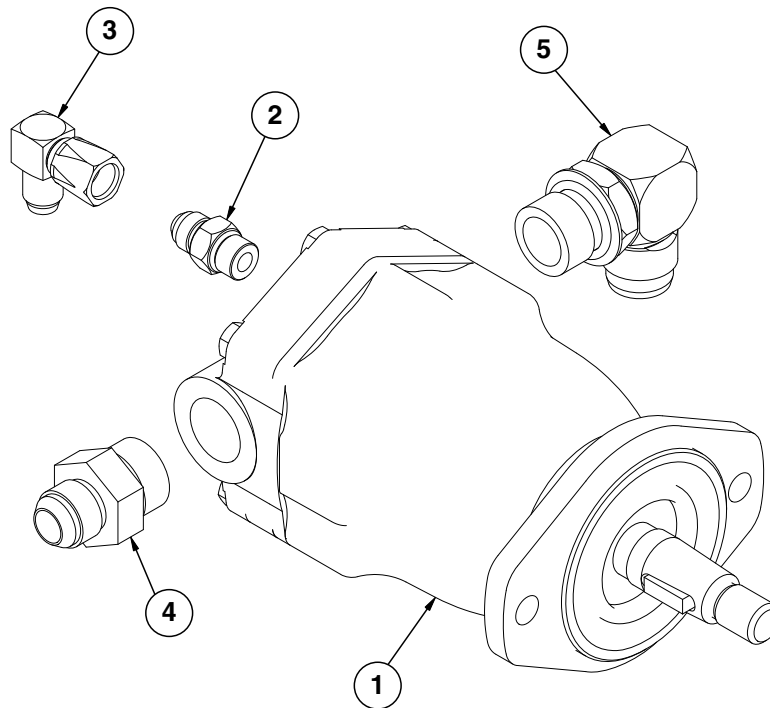
ITEM	PART NO.	QTY.	DESCRIPTION
1	GR1846	1	Manual Override
2	GA13079	1	Coil
3	GA13078	1	Proportional Valve
4	GA4293	1	Check Valve
	GR2041	-	Seal Kit
5	G11309	4	Hex Head Cap Screw, 5/16"-18 x 3 3/4"
	G10232	4	Lock Washer, 5/16"
6	G6801-12-10	1	Elbow W/O-Ring, 90°. 1 1/16"-12 Male JIC To 7/8"-14 O-Ring
	GR1466	-	O-Ring
7	G6801-10-08	1	Elbow W/O-Ring, 90°, 7/8"-14 Male JIC To 3/4"-16 O-Ring
	GR1037	-	O-Ring
8	G6408-H06-0	1	Hex Socket Head, 9/16"-18, O-Ring Plug
9	GD19440	1	Valve Block
10	GA13633	1	Hydraulic Motor
	GD18811	2	O-Ring, No. 112
11	G6408-H08-O	1	Hex Socket Head Plug W/O-Ring, 3/4"-16 O-Ring
	GR1037	-	O-Ring
12	G6408-H10-0	1	Hex Socket Head Plug W/O-Ring, 7/8"-14 O-Ring
A	GA14576	-	Hydraulic Motor Assembly
B	GR1939	-	Seal Kit (Hydraulic Motor)
C	GR0764	-	Seal Kit (Proportional Valve), Includes: (2) O-Rings, (1) BU Ring

(IP1276)



ITEM	PART NO.	QTY.	DESCRIPTION
1	GA13220	1	Hydraulic Motor
	GD18811	2	O-Ring, No. 112
2	GD18672	1	Valve Block
3	GA13224	1	Pressure Comp. Valve
4	GA13223	1	Check Valve
5	GA13222	1	Coil
6	GR1847	1	Manual Override
7	GA13221	1	Proportional Valve
8	G6408-H02-0	1	O-Ring Plug
9	G6801-10-08	1	Elbow W/O-Ring, 90°, 7/8"-14 Male JIC To 3/4"-16 O-Ring
	GR1037	-	O-Ring
10	G11258	2	Hex Socket Head Cap Screw, M10-1.5 x 2.75"
11	G6802-12-10	1	Elbow W/O-Ring, 90°. 1 1/16"-12 Male JIC To 7/8"-14 O-Ring
A	GA13791	-	Hydraulic Motor Assembly
B	GR1945	-	Seal Kit (Hydraulic Motor)
C	GR0764	-	Seal Kit (Proportional Valve), Includes: (2) O-Rings, (1) BU Ring

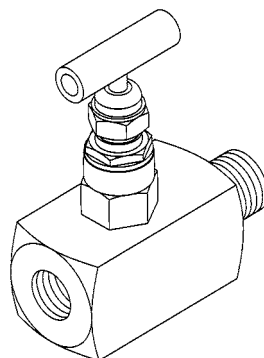
(METR21a)



ITEM	PART NO.	QTY.	DESCRIPTION
1	GA10149 GR1734	1 -	Hydraulic Motor Seal Kit
2	G6400-06 GR1045	1 -	Connector W/O-Ring, 9/16"-18 Male JIC To O-Ring O-Ring
3	G6500-06	1	Swivel Elbow, 90°, 9/16"-18 Male JIC To Female
4	G6400-10-12 GR1467	1 -	Elbow W/O-Ring, 90°, 7/8"-14 Male JIC To 1 1/16"-12 O-Ring O-Ring
5	G6801-12 GR1467	1 -	Elbow W/O-Ring, 90°, 1 1/16"-12 Male JIC To O-Ring O-Ring

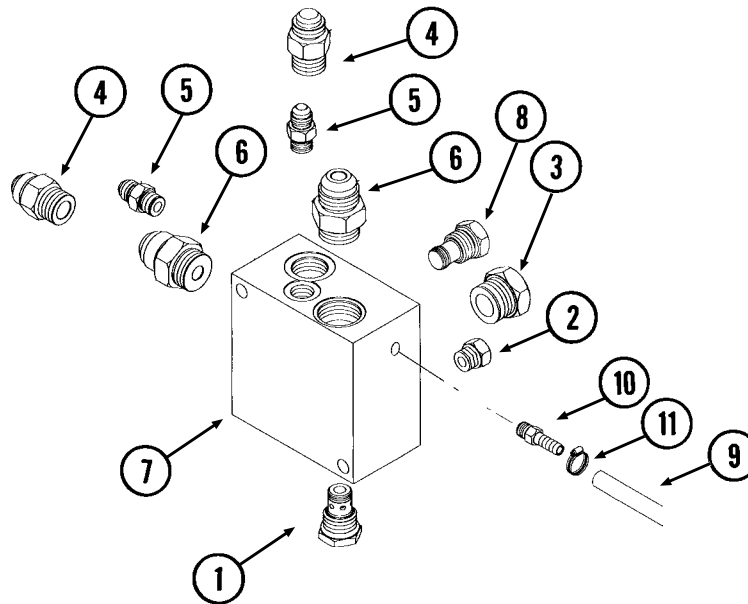
**Optional Flow Control Needle Valve Kit**

(A11650)



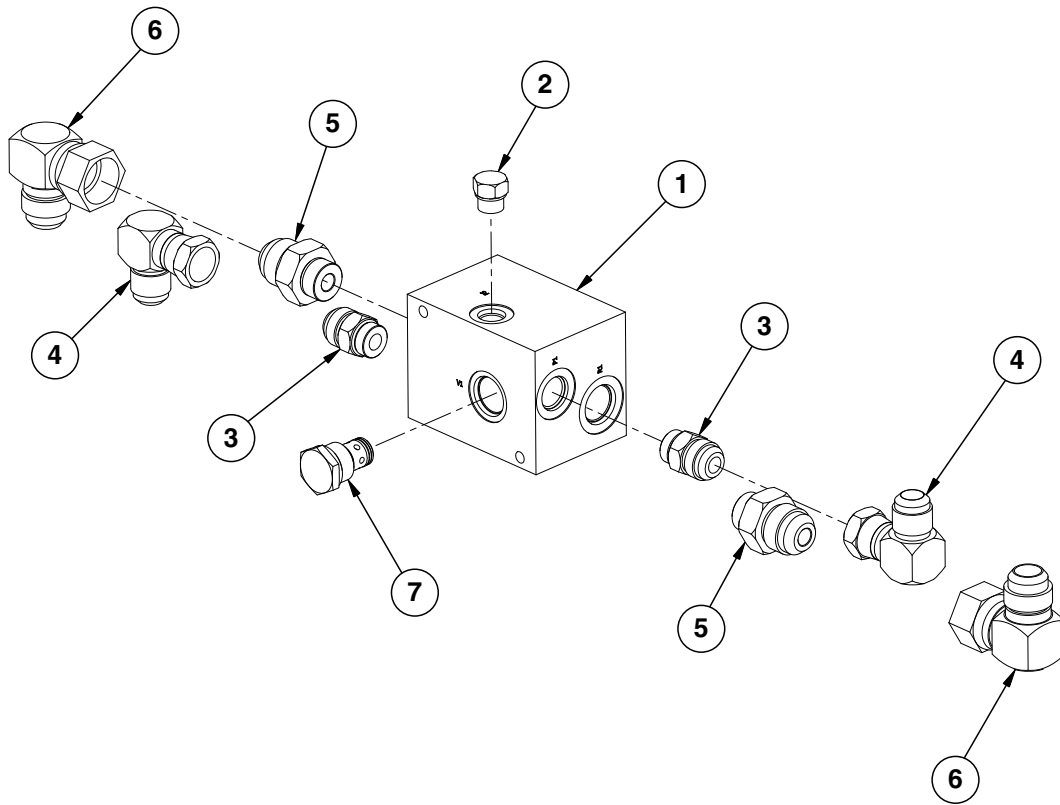
ITEM	PART NO.	QTY.	DESCRIPTION
1	G1K426	-	Needle Valve Kit W/Instructions

(A11068d)



ITEM	PART NO.	QTY.	DESCRIPTION
1	GA4293 GR2041	1 -	Check Valve Seal Kit
2	G6408-06 GR1045	1 -	Plug W/O-Ring, 9/16"-18 O-Ring O-Ring
3	G6408-12 GR1467	1 -	Plug W/O-Ring, 1 1/16"-12 O-Ring O-Ring
4	G6400-10 GR1466	2 -	Connector W/O-Ring, 7/8"-14 Male JIC To O-Ring O-Ring
5	G6400-06 GR1045	2 -	Connector W/O-Ring, 9/16"-18 Male JIC To O-Ring O-Ring
6	G6400-12 GR1467	2 -	Connector W/O-Ring, 1 1/16"-12 Male JIC To O-Ring O-Ring
7	GD16188	1	Valve Block
8	GA11934	1	Relief Valve Cartridge
9	GD6279-05	1	Clear Plastic Tubing, 9/16" O.D. x 60"
10	GD11700	1	Adapter, 1/4" NPT To 3/8" Barb
11	G10681	1	Hose Clamp, No. 6

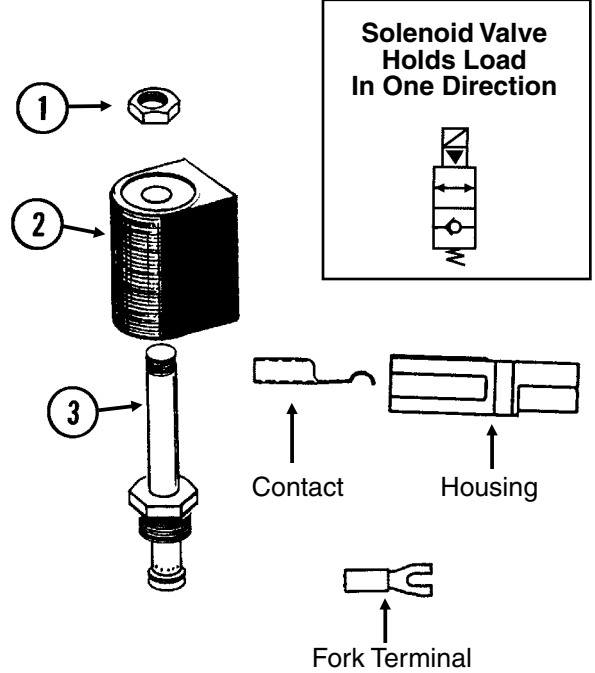
(IP1290)



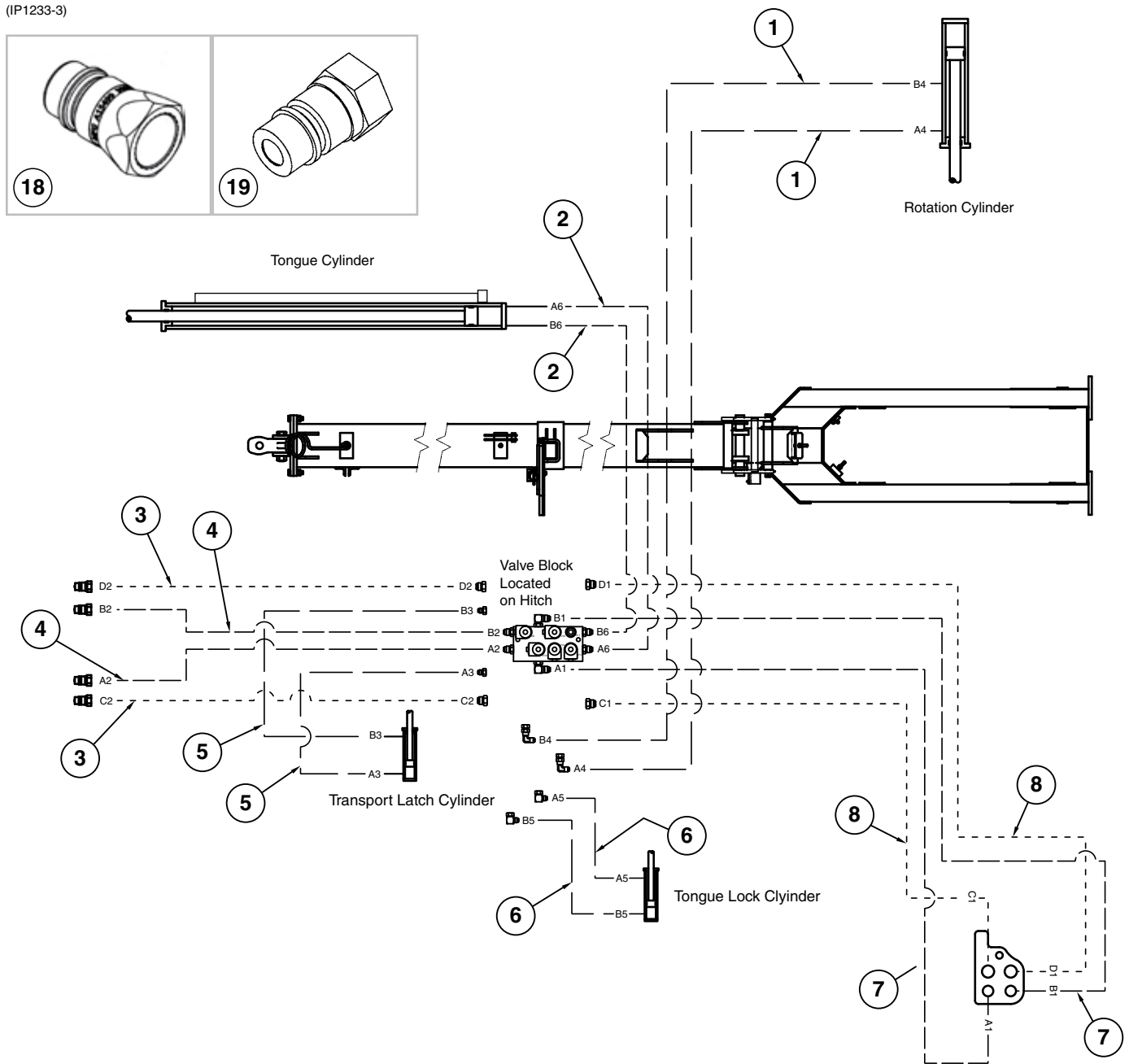
ITEM	PART NO.	QTY.	DESCRIPTION
1	GD19123	1	ASD Fan Block
2	G6408-06 GR1045	1 -	Plug W/O-Ring, 9/16"-18 O-Ring O-Ring
3	G6400-10-08 GR1037	2 -	Connector W/O-Ring, 7/8"-14 Male JIC To 3/4"-16 O-Ring O-Ring
4	G6500-10	2	Swivel Elbow, 90°, 7/8"-14 Male JIC To Female
5	G6400-12-10	2	Connector W/O-Ring, 1 1/16"-12 JIC To 7/8"-14 O-Ring
6	G6500-12	2	Swivel Elbow, 90°, 1 1/16"-12 Male JIC To Female
7	GA4293 GR2041	1 -	Check Valve Seal Kit

VVB019(TWL27c/TWL18/PLTR75c/A9481)

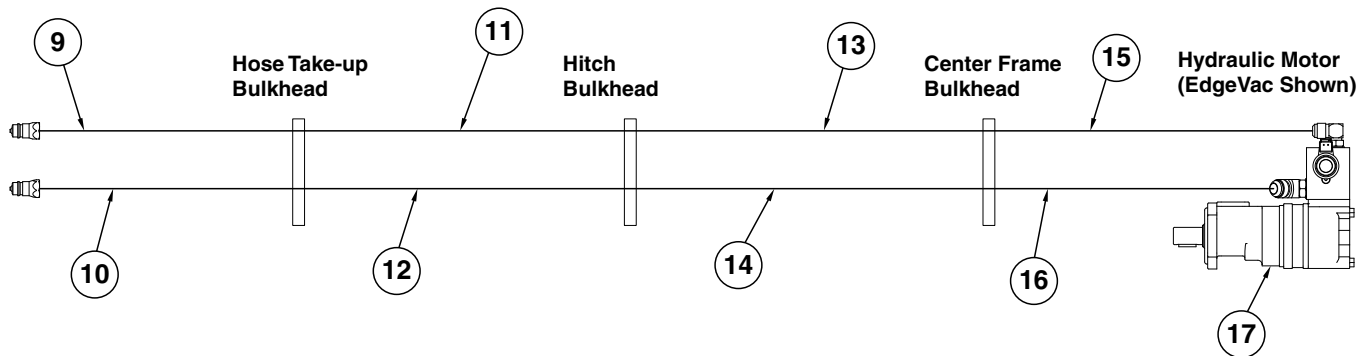
ITEM	PART NO.	QTY.	DESCRIPTION
1	GR0761	1	Special Hex Nut, 1/2"-20
2	G1K274	1	Coil Kit W/Contacts, Housings And Fork Terminals
	GD9529	2	Housing, Black
	GD9530	2	Contact
	G10996	2	Fork Terminal
3	GR0763	1	Cartridge
A	G1K275	-	Solenoid Valve Kit W/ Solenoid Valve, Contacts, Housings And Fork Terminals
	GD9529	2	Housing, Black
	GD9530	2	Contact
	G10996	2	Fork Terminal
B	GR0764	-	Seal Kit, Includes: (2) O-Rings, (1) BU Ring



(IP1233-3)



**Hydraulic Drive**

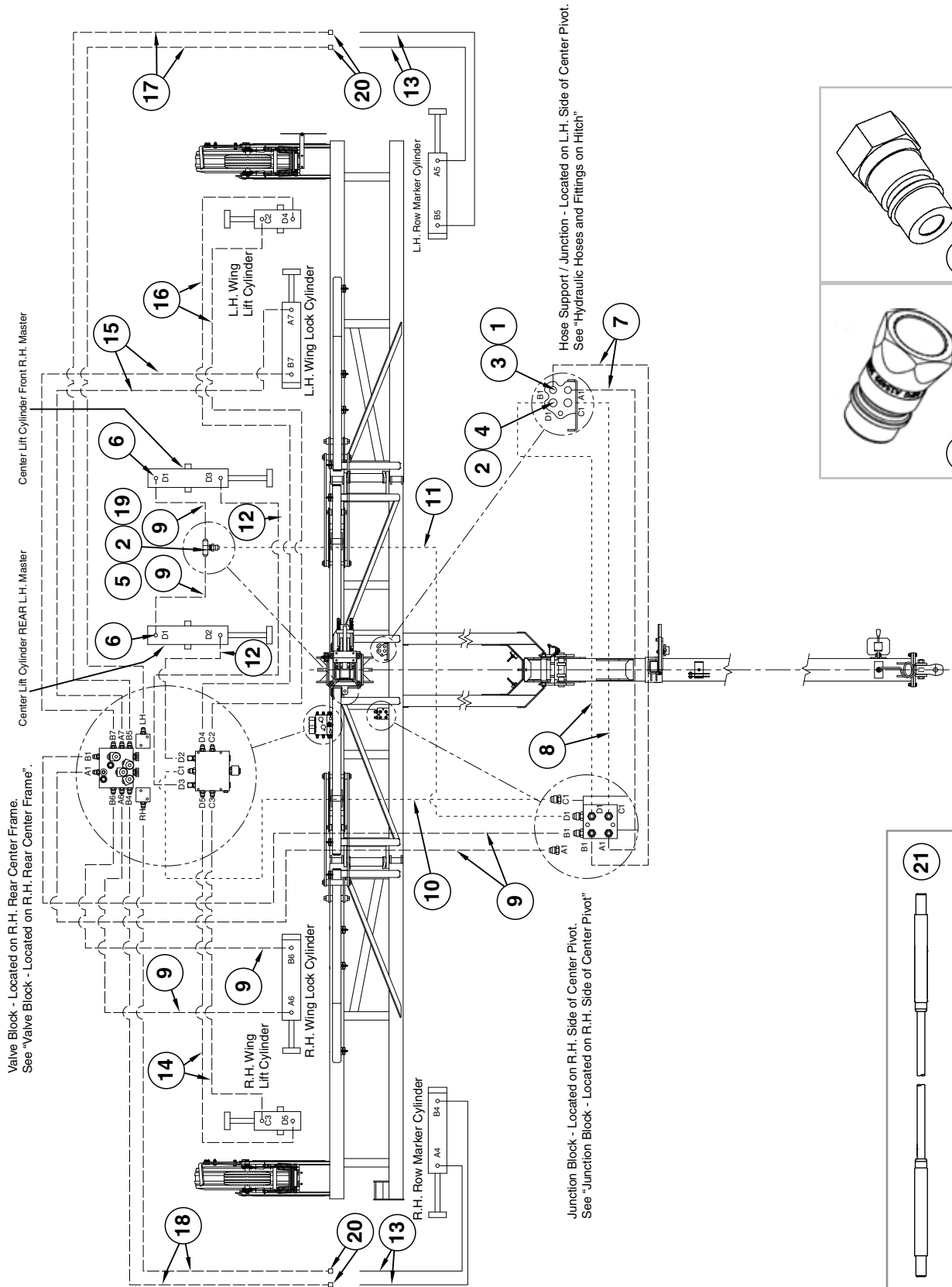




ITEM	PART NO.	QTY.	DESCRIPTION
1	*A1116	2	Hose Assembly, 1/4" x 136"
2	*A3118	2	Hose Assembly, 3/8" x 80"
3	*A8266	2	Hose Assembly, 1/2" x 268", 16 Row 30"
	*A8207	-	Hose Assembly, 1/2" x 209", 12 Row 30"
4	*A12089	2	Hose Assembly, 3/8" x 269", 16 Row 30"
	*A12088	-	Hose Assembly, 3/8" x 209", 12 Row 30"
5	*A1129	2	Hose Assembly, 1/4" x 168", 16 Row 30"
	*A1171	-	Hose Assembly, 1/4" x 108", 12 Row 30"
6	*A1139	2	Hose Assembly, 1/4" x 40", 12 Row 30" and 16 Row 30"
7	*A1041	2	Hose Assembly, 3/8" x 130"
8	*A1478	2	Hose Assembly, 1/2" x 128"
9	*A12754	1	Hose Assembly, 1/2" x 206", 12 Row 30"
	*A8266	1	Hose Assembly, 1/2" x 268", 16 Row 30"
10	*A11449	1	Hose Assembly, 5/8" x 206", 12 Row 30"
	*A11450	1	Hose Assembly, 5/8" x 266", 16 Row 30"
11	*A12751	1	Hose Assembly, 1/2" x 142 1/2"
12	*A11442	1	Hose Assembly, 5/8" x 137 1/2"
13	*A1464	1	Hose Assembly, 1/2" x 72"
14	*A11443	1	Hose Assembly, 5/8" x 73"
15	*A12756	1	Hose Assembly, 1/2" x 97"
16	*A11448	1	Hose Assembly, 5/8" x 100"
17	---	-	<a href="#">See "Hydraulic Motor Assembly (Mechanical)" on page P179</a> <a href="#">See "Hydraulic Motor Assembly (EdgeVac)" on page P180</a>
18	GA15499	-	Special Pioneer Coupler, Zero Pressure Return
	GD25522	-	Hydraulic Tip Cover
19	GD4086	-	ISO Coupler

\* Hydraulic hose is not stocked by Kinze Repair Parts, but can be made available on a special order basis. Call for quote.

(IP1317)



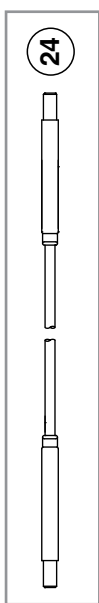
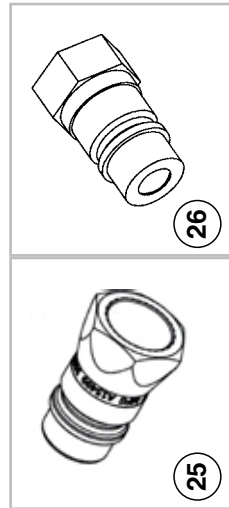
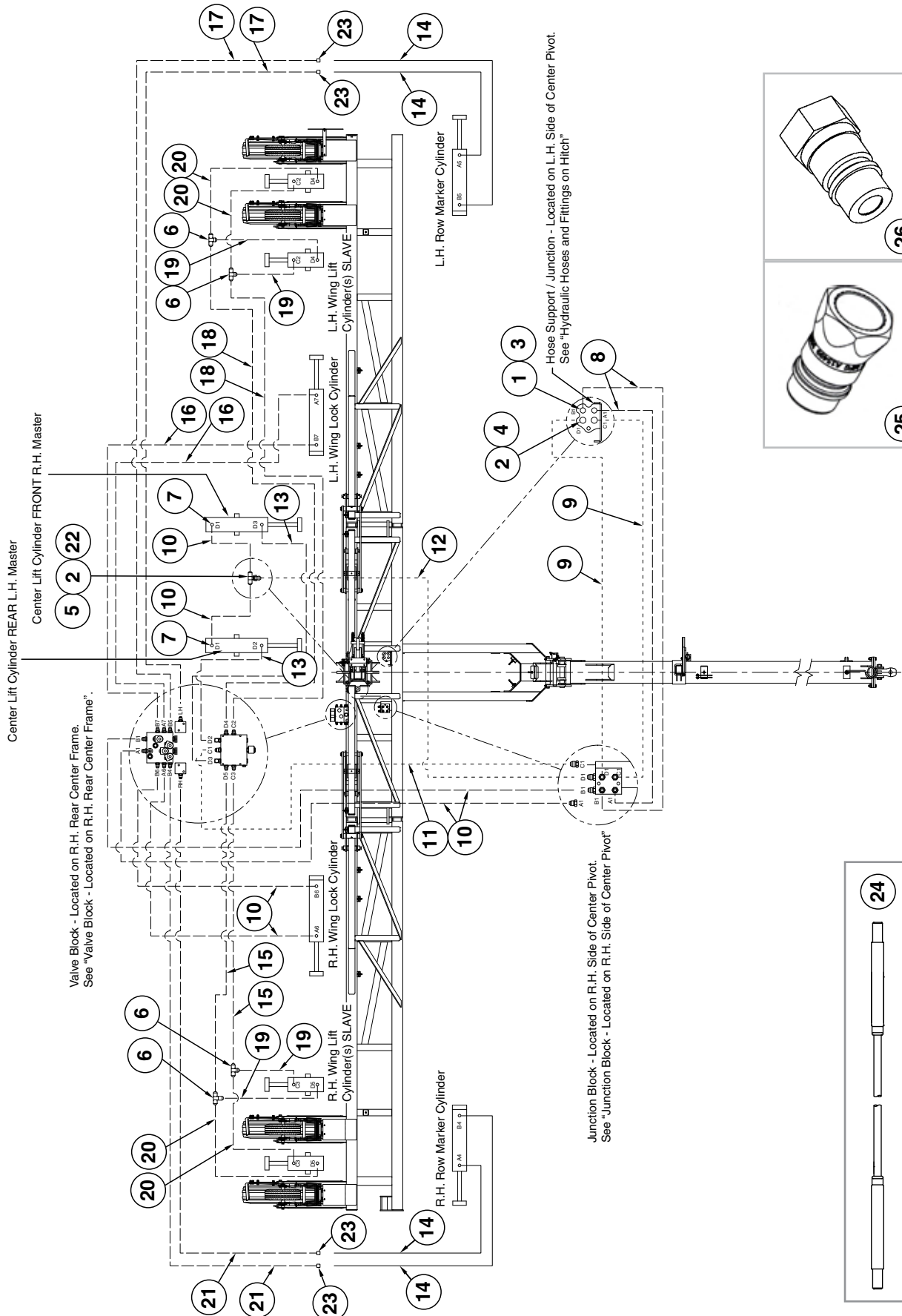
ITEM	PART NO.	QTY.	DESCRIPTION
1	G306-08	2	Lock Nut, 3/4"-16
2	G306-10	3	Lock Nut, 7/8"-14
3	G2700-08	2	Bulkhead Tube Union, 3/4"-16 Male JIC
4	G2700-10	2	Bulkhead Tube Union, 7/8"-14 Male JIC
5	G2703-08-08-10	1	Bulkhead Tee, 7/8"-14 Male JIC To 3/4"-16 JIC
6	G6400-08 GR1037	4 -	Connector W/O-Ring, 3/4"-16 Male JIC To O-Ring, O-Ring
7	*A12090	2	Hose Assembly, 3/8" x 63"
8	*A8267	2	Hose Assembly, 1/2" x 58"
9	*A1076	6	Hose Assembly, 3/8" x 30"
10	*A1424	1	Hose Assembly, 1/2" x 30"
11	*A1404	1	Hose Assembly, 1/2" x 41"
12	*A3131	2	Hose Assembly, 3/8" x 42"
13	*A3158	4	Hose Assembly, 3/8" x 46"
14	*A3154	2	Hose Assembly, 3/8" x 196"
15	*A1055	2	Hose Assembly, 3/8" x 66"
16	*A1033	2	Hose Assembly, 3/8" x 250"
17	*A12042	2	Hose Assembly, 3/8" x 228"
18	*A3117	2	Hose Assembly, 3/8" x 176"
19	G10235	1	Machine Bushing, 7/8", 14 Gauge
20	G2408-08	4	Plug, 3/4"-16
21	GA6608	-	Cable Assembly
22	GA15499 GD25522	- -	Special Pioneer Coupler, Zero Pressure Return Hydraulic Tip Cover
23	GD4086	-	ISO Coupler

\* Hydraulic hose is not stocked by Kinze Repair Parts, but can be made available on a special order basis. Call for quote.

(IP1233-4)

16 Row Shown

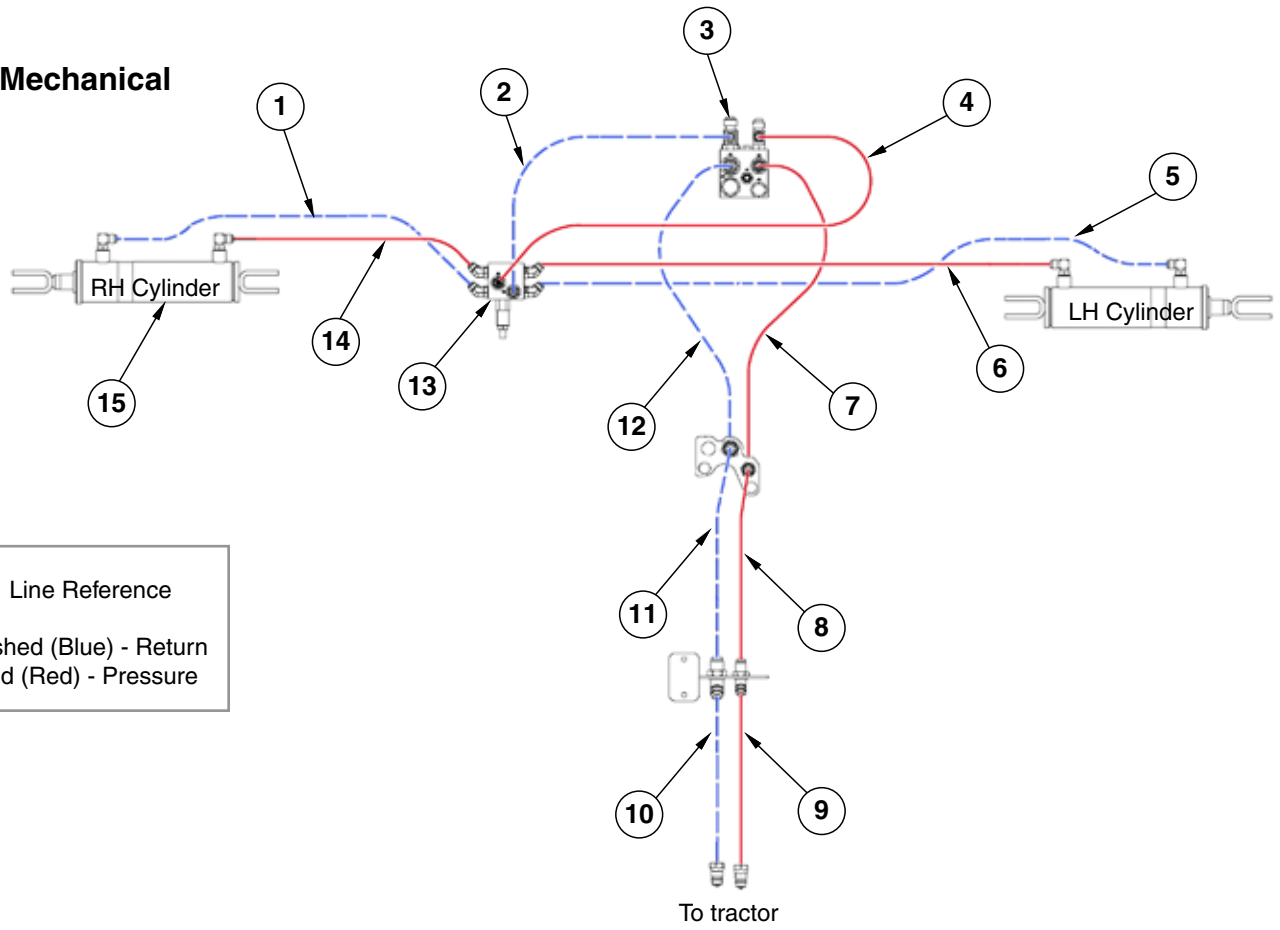
P189



ITEM	PART NO.	QTY.	DESCRIPTION
1	G306-08	2	Lock Nut, 3/4"-16
2	G306-10	3	Lock Nut, 7/8"-14
3	G2700-08	2	Bulkhead Tube Union, 3/4"-16 Male JIC
4	G2700-10	2	Bulkhead Tube Union, 7/8"-14 Male JIC
5	G2703-08-08-10	1	Bulkhead Tee, 7/8"-14 Male JIC To 3/4"-16 JIC
6	G2603-08	4	Tee, 3/4"-16 Male JIC
7	G6400-08 GR1037	4 -	Connector W/O-Ring, 3/4"-16 Male JIC To O-Ring
8	*A12090	2	Hose Assembly, 3/8" x 63"
9	*A8267	2	Hose Assembly, 1/2" x 58"
10	*A1076	6	Hose Assembly, 3/8" x 30"
11	*A1424	1	Hose Assembly, 1/2" x 30"
12	*A1404	1	Hose Assembly, 1/2" x 41"
13	*A3131	1	Hose Assembly, 3/8" x 42"
14	A3158	4	Hose Assembly, 3/8" x 46"
15	*A1057	2	Hose Assembly, 3/8" x 216"
16	*A1055	2	Hose Assembly, 3/8" x 66"
17	*A1097	2	Hose Assembly, 3/8" x 288"
18	*A1034	2	Hose Assembly, 3/8" x 272"
	*A1033	-	Hose Assembly, 3/8" x 250"
19	*A3122	4	Hose Assembly, 3/8" x 10 1/2"
20	*A1018	4	Hose Assembly, 3/8" x 40"
21	*A12041	1	Hose Assembly, 3/8" x 244"
22	G10235	1	Machine Bushing, 7/8", 14 Gauge
23	G2408-08	4	Plug, 3/4"-16
24	GA6608	-	Cable Guide
25	GA15499 GD25522	- -	Special Pioneer Coupler, Zero Pressure Return Hydraulic Tip Cover
26	GD4086	-	ISO Coupler

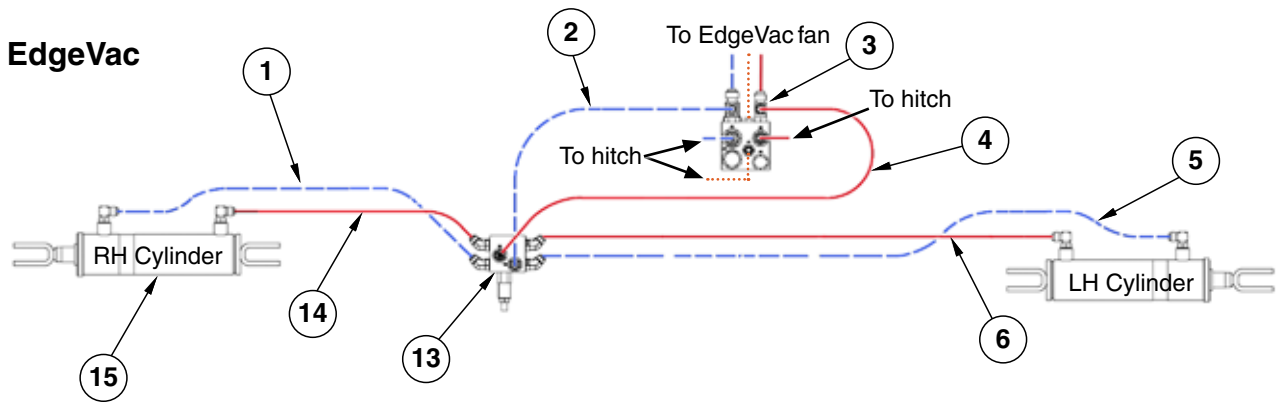
\* Hydraulic hose is not stocked by Kinze Repair Parts, but can be made available on a special order basis. Call for quote.

**Mechanical**

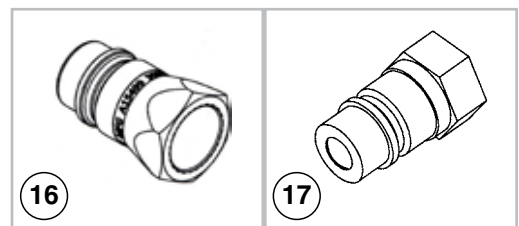


Line Reference  
 Dashed (Blue) - Return  
 Solid (Red) - Pressure

**EdgeVac**



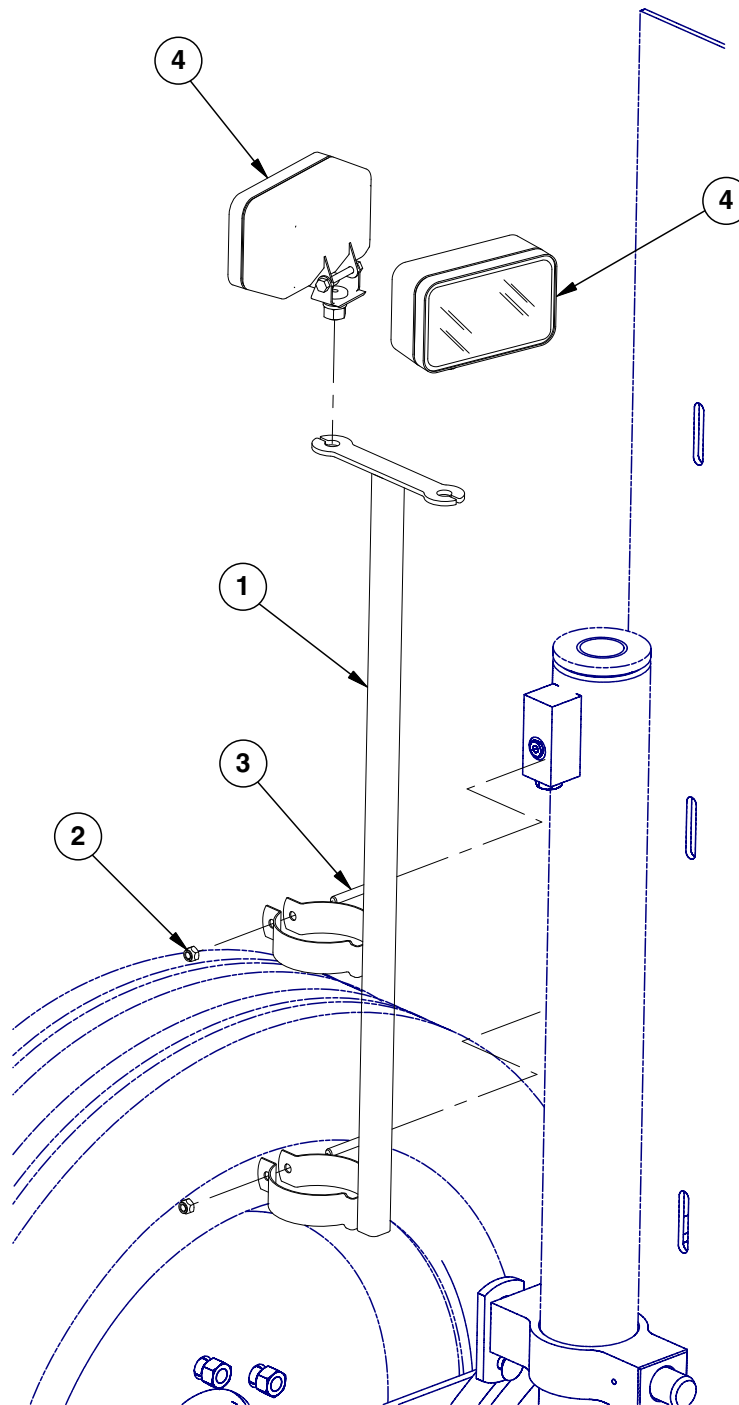
Line Reference  
 Dashed (Blue) - Return  
 Solid (Red) - Pressure  
 Dotted (Orange) - Case Drain



ITEM	PART NO.	QTY.	DESCRIPTION
1	*A1021	1	Hose Assembly, 3/8" x 56"
2	*A12752	1	Hose Assembly, 1/2" x 23"
3	---	-	<a href="#">See "Junction/Valve Blocks - Located on R.H. Rear Center Frame" on page P171</a>
4	*A12085	1	Hose Assembly, 3/8" x 26"
5	*A12076	1	Hose Assembly, 3/8" x 165"
6	*A3117	1	Hose Assembly, 3/8" x 176"
7	*A1464	1	Hose Assembly, 1/2" x 72"
8	*A12751	1	Hose Assembly, 1/2" x 142 1/2"
9	*A12754	1	Hose Assembly, 1/2" x 206", 12 Row
	*A8266	-	Hose Assembly, 1/2" x 268", 16 Row
10	*A11449	1	Hose Assembly, 5/8" x 206"
	*A11450	-	Hose Assembly, 5/8" x 266"
11	*A11442	1	Hose Assembly, 5/8" x 137 1/2"
12	*A11443	1	Hose Assembly, 5/8" x 73"
13	---	-	<a href="#">See "Wing Down Pressure Valve Block" on page P177</a>
14	*A3158	1	Hose Assembly, 3/8" x 46"
15	---	-	<a href="#">See "Wing Down Pressure Cylinder" on page P166</a>
16	GA15499	-	Special Pioneer Coupler, Zero Pressure Return
	GD25522	-	Hydraulic Tip Cover
17	GD4086	-	ISO Coupler

\* Hydraulic hose is not stocked by Kinze Repair Parts, but can be made available on a special order basis. Call for quote.

(IP1259)

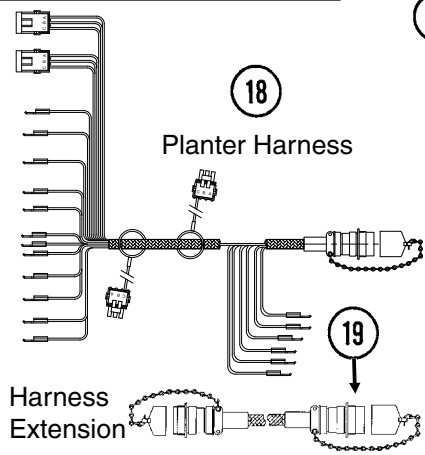
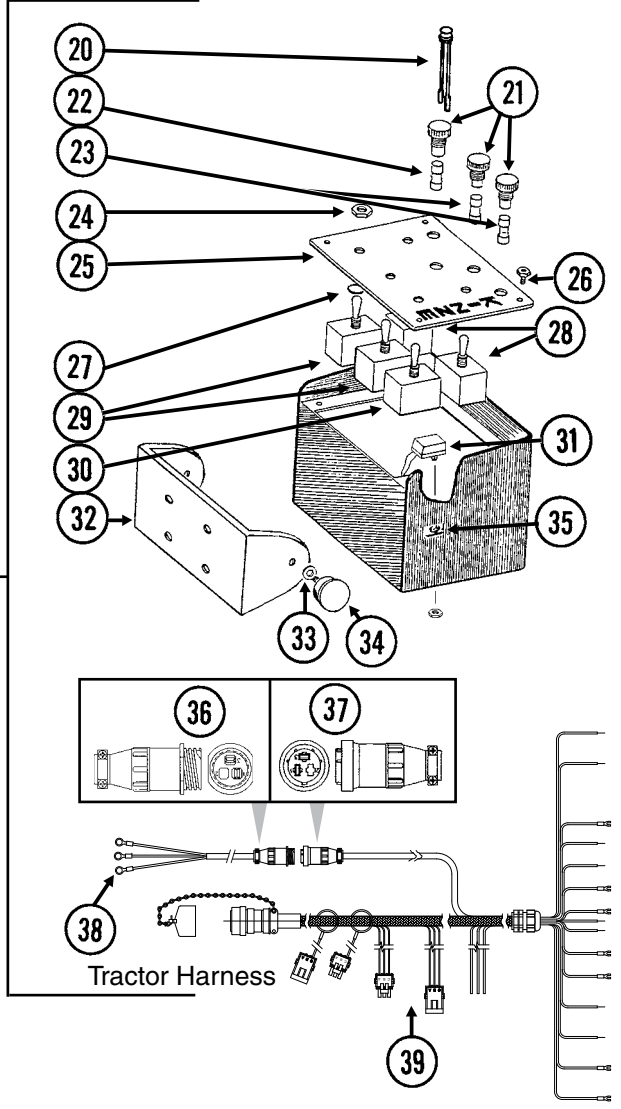
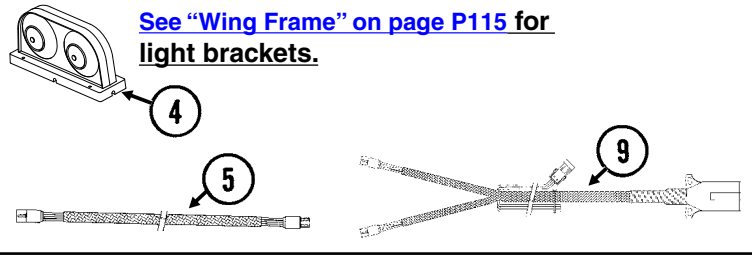
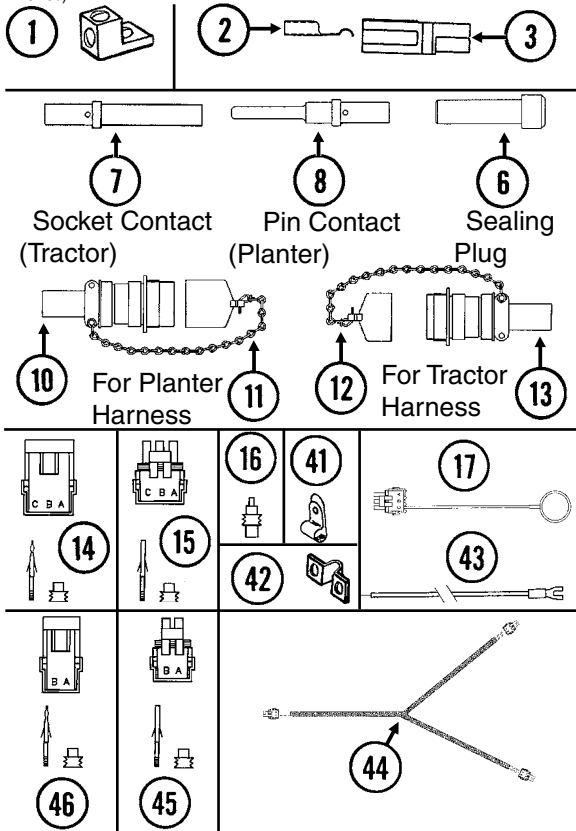


ITEM	PART NO.	QTY.	DESCRIPTION
1	GA14571	1	Light Mount
2	G10109	2	Lock Nut, 5/16"-18, Grade 8
3	G10041	2	Hex Head Cap Screw, 5/16"-18 x 2"
4	GA15101	2	Work Light Assembly
	GR1981	-	Bulb H3-55W



**This page left blank intentionally.**

(TWL19a/TWL18/ELC14/ELC3a/ELC5c/MTR27a/ELC39/TWL26e/ELC8/A9481/ELC12b/MTR27i/A9689b/A10924ELC4/FF27b/FF27c/ELC38/A9201a/A9202a/TWL20g/ELC34/ELC35/ELC10c)

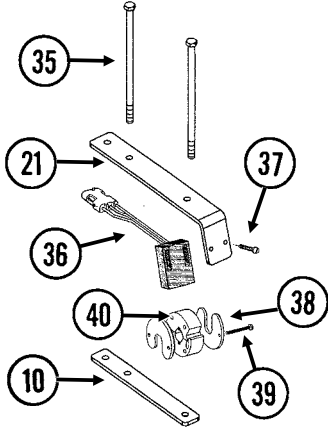


ITEM	PART NO.	QTY.	DESCRIPTION
1	GA3584	-	Ground Clamp
2	GD9530	-	Contact
3	GD9529	-	Housing, Black
	GD12726	-	Housing, Red
4	GA6699	1	Double Light Assembly (Shown)
	GA6700	1	Double Light Assembly
	GA6701	1	Single Amber Light Assembly
	GR1956	-	Amber Lens Kit, Includes: (1) Amber Lens, (1) Gasket, and (3) Hex Head Cap Screws
	GR1957	-	Red Lens Kit, Includes: (1) Red Lens, (1) Gasket, and (3) Hex Head Cap Screws
	GR1958	-	Black Cover Kit, Includes: (1) Black Cover, (1) Gasket, and (3) Hex Head Cap Screws
	GR1208	-	Bulb

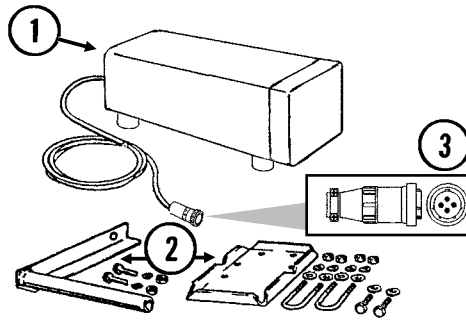
ITEM	PART NO.	QTY.	DESCRIPTION
5	GA9096	-	Harness Extension, 42"
6	GD8739	-	Sealing Plug, No. 12
7	GD8740	-	Socket Contact, No. 14
8	GD8741	-	Pin Contact, No. 14
9	GA9202	-	Wiring Harness W/7 Terminal Female Connector, 786" (2 Light Connections), 12 Row 30"
	GA9204	-	Wiring Harness W/7 Terminal Female Connector, 882" (2 Light Connections), 16 Row 30"
	GA5385	-	7 Terminal Female Connector
10	GA6109	1	Connector W/Cable Clamp, 23 Pin Capacity
11	GA7862	-	Dust Cap W/Chain
12	GA7863	-	Dust Cap W/Chain
13	GA6108	1	Connector W/Cable Clamp, 23 Socket Capacity
14	G1K248	-	3-Pin Female Connector Kit (Black), Includes: (3) 3-Pin Female Housings, (9) Pin Contacts, (9) Seals
15	G1K252	-	3-Pin Male Connector Kit (Black), Includes: (3) 3-Pin Male Housings, (9) Socket Contacts, (9) Seals
16	GD11089	-	Sealing Plug
17	GA8047	-	Dust Plug (Black)
18	GA16338	1	3600 Planter Cable, 12 Row 30"
	GA16339	-	3600 Planter Cable, 16 Row 30"
19	GA11736	-	Harness Extension W/Dust Caps, 180"
20	GA7077	1-4	Indicator Light
21	GA2612	3-5	Fuse Holder W/Spade, 1 <sup>33</sup> / <sub>50</sub> "
22	GD2829	1-2	Fuse, 15 Amp, Type AGC
23	GD10243	2-6	Fuse, MDL 10 Amp Delay Action
24	GR1363	5	Hex Face Nut, 1 <sup>5</sup> / <sub>32</sub> "-32
	GR1364	5	Internal Tooth Lock Washer, 1 <sup>5</sup> / <sub>32</sub> "
25	GA8734	1	Cover Plate (Shown)
	GA8735	-	Cover Plate, Planters Equipped With Two-Speed Point Row Clutch
26	GR1292	4	Pan Head Screw, No. 8-32 x 1/2"
27	GD3860	-	O-Ring (If Applicable)
28	GA2528	2	Switch, 3 Position Toggle, On-Off-On
29	GA6978	2	Switch, 3 Position Toggle, Momentary On-Off-Momentary On
30	GA6977	1-2	Switch, 2 Position Toggle, On-Off
31	GA8731	1	Switch, Push Button W/Transformer
32	GD9896	1	Mounting Bracket
33	G11385	4	Flat Washer, 1/4" SAE
34	GA6975	2	Knob
35	GR1290	2	Cage Nut, 1/4"-20
36	G1K267	-	Console Cable Connector Kit, Includes: (1) 3-Pin Connector, (1) Cable Clamp, (3) Male Terminal Pins
37	G1K268	-	Console Cable Connector Kit, Includes: (1) 3-Pin Connector, (1) Cable Clamp, (1) Lock Ring, (3) Female Terminal Pins
38	GA17547	1	Power Adapter Cable
39	GA16340	1	Control Box Cable
40	G7633X	-	Backlit Control Console Assembly W/Mounting Brackets, Short Harness W/Dust Cap And Power Cable
	G7639X	-	Backlit Control Console Assembly W/Mounting Brackets, Short Harness W/Dust Cap And Power Cable (Planters Equipped With Two-Speed Point Row Clutch)
41	GD22965	-	Insulated Clamp, 1/4"
	GD6291	-	Insulated Clamp, 3/8"
	GD13348	-	Insulated Clamp, 1 <sup>1</sup> / <sub>16</sub> "
42	GD13310	-	Jumper, 7/16"
43	GA9481	-	Jumper Wire W/Fork Terminal, 13"
	G10996	-	Fork Terminal
44	GA10924	1	Wiring Harness, 348"
	GA5385	-	7 Terminal Female Connector
45	G1K320	-	2-Pin Male Connector Kit (Black), Includes: (3) 2-Pin Male Housings, (6) Socket Contacts, (6) Seals
46	G1K321	-	2-Pin Female Connector Kit (Black), Includes: (3) 2-Pin Female Housings, (6) Pin Contacts, (6) Seals

**NOTE:** See ["Point Row Clutch" on page P139](#) or See ["Two-Speed Point Row Clutch" on page P141](#) for R.H. and L.H. Wiring Harness for the point row clutches. See ["KPM III Electronic Seed Monitor" on page P197](#) for those components.



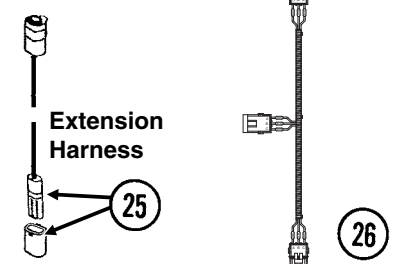
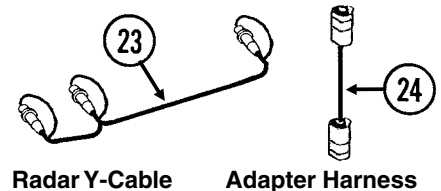
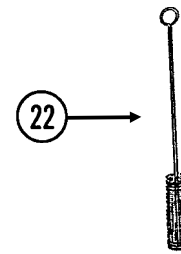
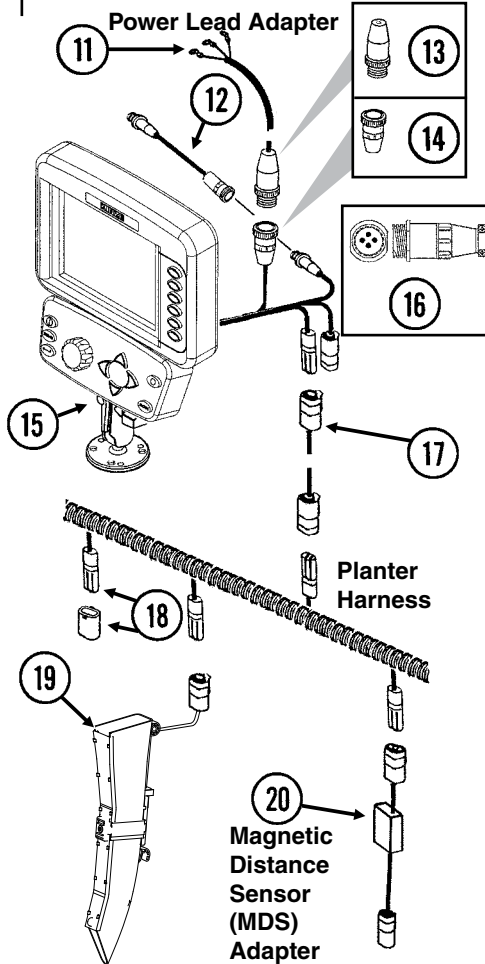
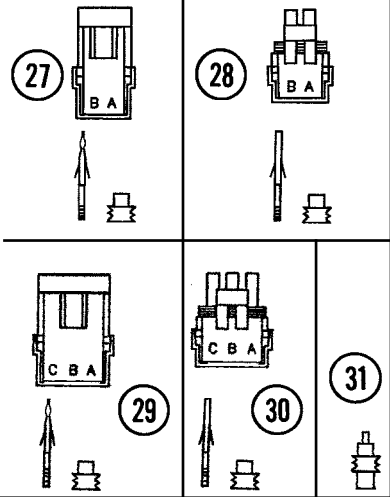
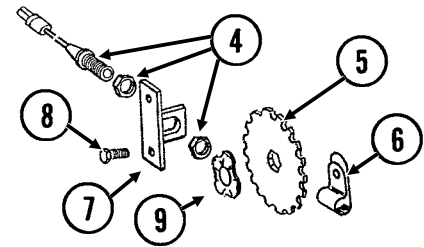
(MTR59) **Shaft Rotation Sensor**



**Radar Distance Sensor**



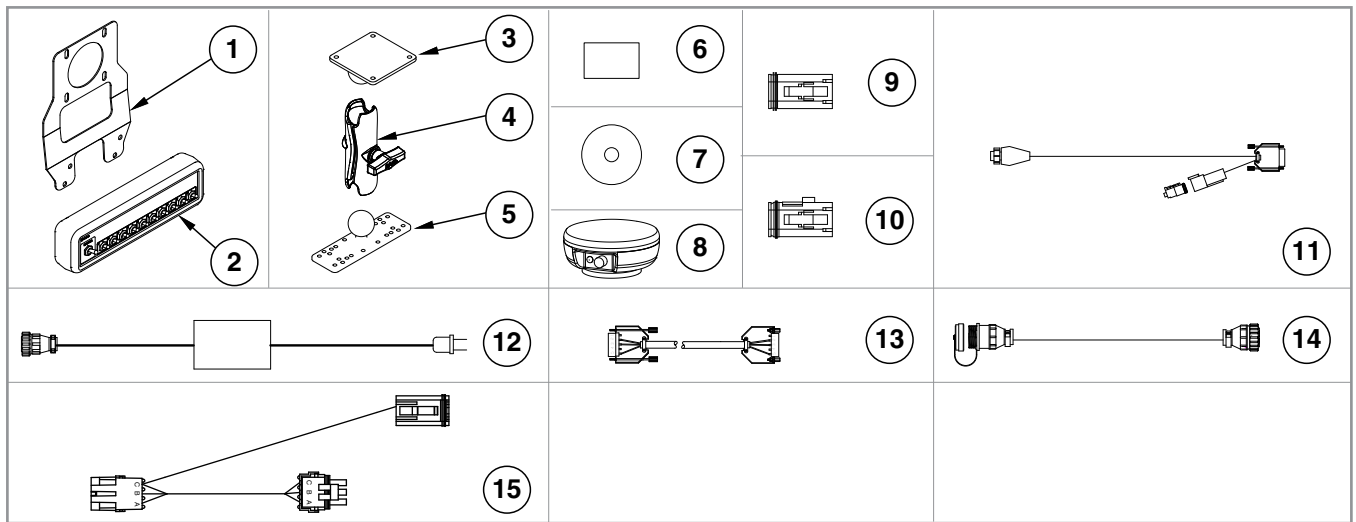
**Magnetic Distance Sensor (MDS)**



ITEM	PART NO.	QTY.	DESCRIPTION
1	GA7858	-	Radar Distance Sensor W/20' Cable
2	GA8026	-	Radar Sensor Pipe/Mounting Bracket Package
3	G1K323	-	4-Pin Connector Kit W/Female Housing, Includes: (4) Pins, (1) Cable Clamp
4	GA5600	1	Magnetic Distance Sensor
5	GD8751	-	Magnetic Distance Sensor Pulse Wheel
6	GD6291	-	Insulated Clamp, 3/8"
7	GD8770	1	Bracket
8	G10001	2	Hex Head Cap Screw, 3/8"-16 x 1"
	G10229	2	Lock Washer, 3/8"
	G10101	2	Hex Nut, 3/8"-16
9	GD8771	1	Spring Wave Washer
10	GD18168	2	Mount
11	GA17547	1	Power Lead Adapter
12	GA9144	-	Monitor/Radar Adapter Cable, 10"
13	G1K267	-	Console Cable Connector Kit, Includes: (1) Cable Clamp, (1) 3-Pin Connector, (3) Male Terminal Pins
14	G1K268	-	Console Cable Connector Kit, Includes: (1) Cable Clamp, (1) 3-Pin Connector, (1) Lock Ring, (3) Female Terminal Pins
15	8647x	-	KPM III Backlit Console W/Brush (Item 22), Dust Plug (Item 33), Console Mounting Bracket Hardware And Power Harness
	GA12403	-	Mounting Bracket Assembly, Includes: (2) Mounting Brackets, (2) Connector Halves, (1) Compression Spring, (1) Tension Knob, (1) 1/4"-20 x 1 3/4" Hex Head Cap Screw, (1) 1/4" Plastic Washer, (1) 1/4" Steel Washer
	GR1762	-	Console Mounting Bracket Hardware Package, Includes: (3) No. 10-32 x 5/8" Hex Socket Pan Head Screws, (3) No. 10 Lock Washers
	GA16082	-	Power Harness
16	G1K322	-	4-Pin Connector Kit W/Male Housing, Includes: (4) Female Socket Contacts And (1) Cable Clamp
17	---	-	<a href="#">See Tractor/Planter Wiring Harness, Items 18 And 39 on page P195</a>
18	GA7852	-	Planter Harness W/Dust Caps (20 Connectors)
	GD11993	-	Dust Cap
19	GA19961	-	Seed Tube W/Computerized Sensor
	GA19960	-	Seed Tube (With Holes For Sensor Installation)
20	GA7859	1	Magnetic Distance Sensor Adapter (Analog To Digital)
21	GD18118	2	Shaft Sensor Mount
22	GR0594	-	Brush
23	GR0586	1	Radar Y-Cable (Used To Connect Radar Distance Sensor For Multiple Functions)
24	GA7857	-	Adapter Harness, 1'
25	GA7854	-	Extension Harness W/Dust Cap, 15'
	GA7855	-	Extension Harness W/Dust Cap, 30'
	GD11993	-	Dust Cap
26	GA7853	-	Junction Y-Harness W/Dust Cap
	GD11993	-	Dust Cap
27	G1K321	-	2-Pin Female Connector Kit (Black), Includes: (3) 2-Pin Female Housings, (6) Pin Contacts, (6) Seals
28	G1K320	-	2-Pin Male Connector Kit (Black), Includes: (3) 2-Pin Male Housings, (6) Socket Contacts, (6) Seals
29	G1K248	-	3-Pin Female Connector Kit (Black), Includes: (3) 3-Pin Female Housings, (9) Pin Contacts, (9) Seals
	G1K362	-	3-Pin Female Connector Kit (Blue), Includes: (3) 3-Pin Female Housings, (9) Pin Contacts, (9) Seals

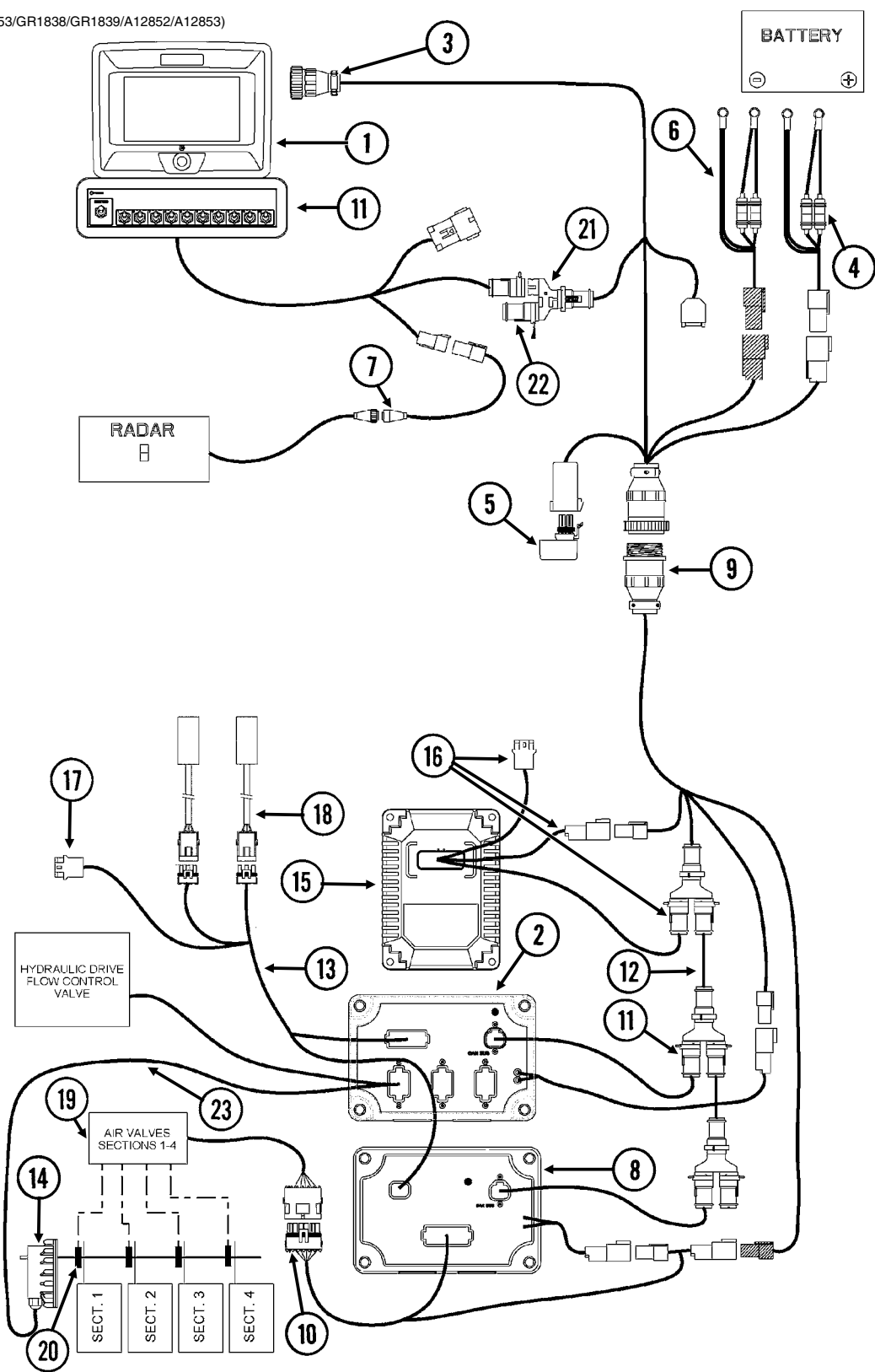
Continued on the next page.

ITEM	PART NO.	QTY.	DESCRIPTION
30	G1K252	-	3-Pin Male Connector Kit (Black), Includes: (3) 3-Pin Male Housings, (9) Socket Contacts, (9) Seals
	G1K363	-	3-Pin Male Connector Kit (Blue), Includes: (3) 3-Pin Male Housings, (9) Socket Contacts, (9) Seals
31	GD11089	-	Sealing Plug
32	G1K249	-	Acre Counter Switch Kit
33	GA8046	-	Dust Plug (Black)
	GA9978	-	Dust Plug (Blue)
34	GA8047	-	Dust Plug (Black)
	GA9979	-	Dust Plug (Blue)
35	G10686	4	Hex Head Cap Screw, 3/8"-16 x 8"
	G10229	4	Lock Washer, 3/8"
	G10101	4	Hex Nut, 3/8"-16
36	GR1415	1	Rotation Sensor
37	G11288	2	Pan Head Screw, No. 10-32 x 1 1/4"
	G10243	2	Washer, No. 10 SAE
	G10758	2	Hex Nut, No. 10-32
38	GD11474	2	Cover
39	G10927	2	Pan Head Machine Screw, No. 8-32 x 1 1/4", Stainless Steel
	G10931	2	Lock Washer, No. 8, Internal/External, Stainless Steel
	G10928	2	Hex Nut, No. 8-32, Stainless Steel
40	GR1414	1	Actuator
A	GA6147	-	Magnetic Distance Sensor And Mounting Package (Items 4-9)
B	GR1763	-	KPM III Loaner (Display Only)
C	GA13521	-	Shaft Sensor Mounting Package (Items 10, 21, 35, and 37-39)
D	GA8135	-	Shaft Rotation Kit, Includes: (2) Actuators (2) Rotation Sensors



ITEM	PART NO.	QTY.	DESCRIPTION
1	GR1916	1	Switch Box Bracket
2	GA12539	1	Switch Box Module
3	GD18408	1	Ram Vesa Base
4	GA12868	1	Ram Double Socket Arm
5	GD18407	1	Ram Base
6	GA14449	1	Flash Drive (Integra)
	GR1835	1	Flash Card (Cobalt)
7	GR1836	1	SMS CD
8	GA12552	1	GPS Antenna
9	GR1838	1	Dust Plug
10	GR1839	1	Dust Plug
11	GA12553	1	GPS Cable
12	GA12852	1	Power Supply
13	GA12853	1	Null Modem Cable
14	GA13562	1	Cable Extension, 180"
15	GA13572	1	Multi-Product Cable
A	GA14448	-	Ram Mount Hardware Kit

(CO1a/VI18/VI21/A12553/GR1838/GR1839/A12852/A12853)

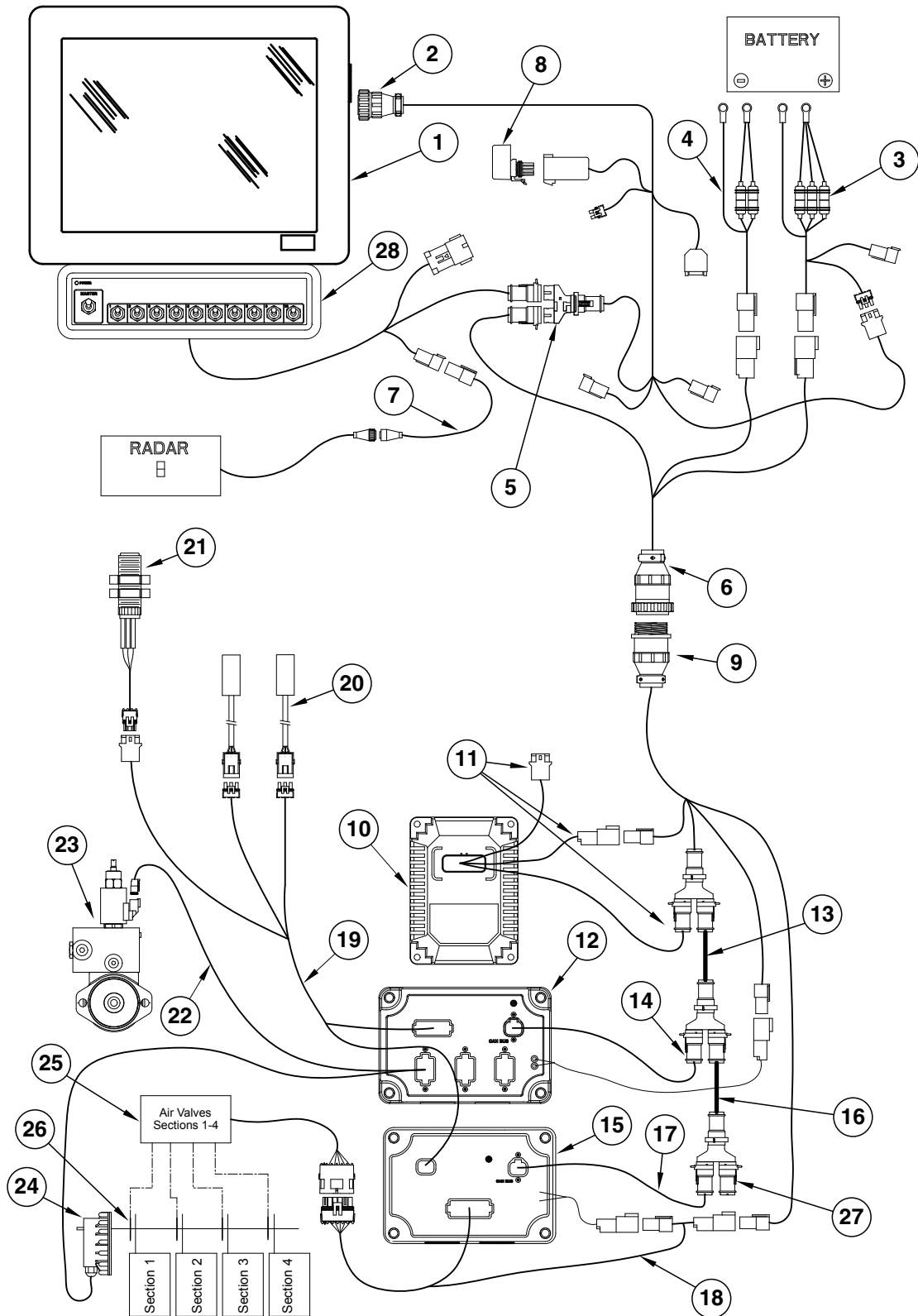




ITEM	PART NO.	QTY.	DESCRIPTION
1	*GA13554	1	Cobalt Display
2	GA12564	1	Seed Rate Module
3	GA12551	1	Display Cable
4	GA12562	1	Power Cable
5	GA12540	1	Power Control Relay
6	GA12598	1	Seed Rate Power Cable
7	GA12596	1	Radar Adapter Cable
8	GA12537	1	Clutch Control Module
9	GA12555	1	Implement Cable (12 Row)
	GA12655	-	Implement Cable (16 Row)
10	GA12556	1	Seed Command Cable
11	GA12558	1	Can Stub Cable, 8"
12	GA12559	1	Can Extension Cabelt, 5"
13	GA16826	1	Implement Switch Extension Cable
14	GA12565	1	Encoder Module
15	---	-	<a href="#">See "Planter Monitor Module (PMM)" on page P205</a>
16	---	-	<a href="#">See "Planter Monitor Module (PMM)" on page P205</a>
17	GA13204	1	Hall Effect Sensor
18	---	2	<a href="#">See "Parallel Arms, Mounting Support Plate, and Quick Adjustable Down Forces Springs Option" on page P7</a>
19	---	-	<a href="#">See "Center Frame" on page P111</a>
20	---	-	<a href="#">See "Pneumatic Down Pressure Package Option" on page P3</a> <a href="#">See "Interplant Push Row Unit, Air Clutch Package" on page P59</a>
21	GD18176	-	Y-Splice Connector
22	GD18177	-	Terminator
23	GA12568	1	Seed Rate Cable

\*[See "Miscellaneous Cobalt and Integra Parts" on page P200](#) for mounting brackets.

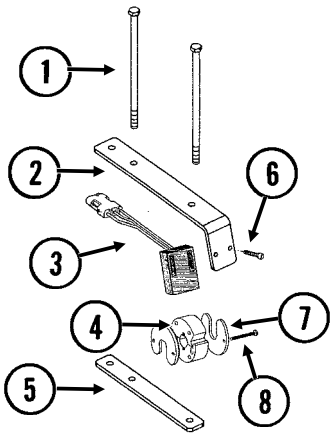
(IP1282c)



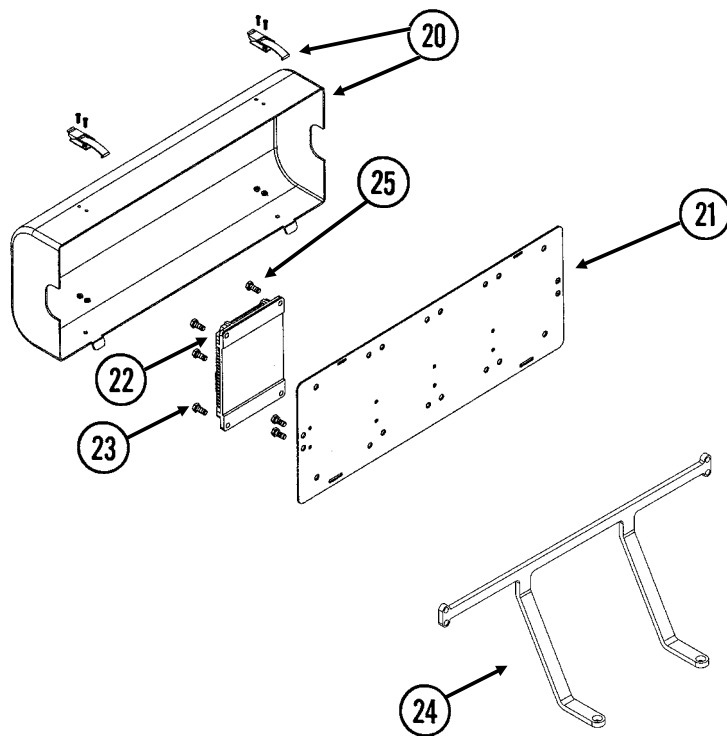
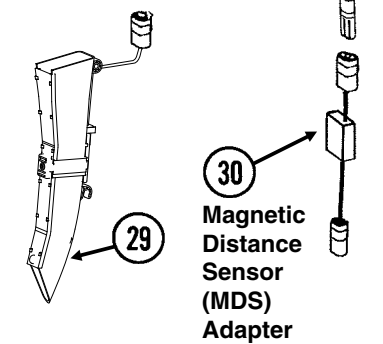
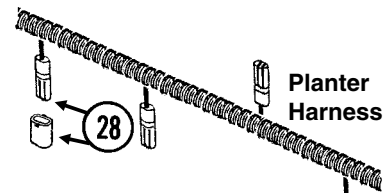
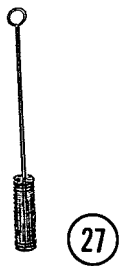
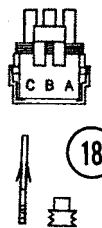
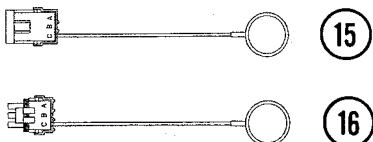
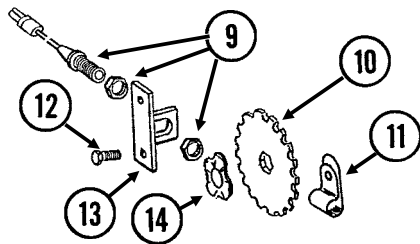
ITEM	PART NO.	QTY.	DESCRIPTION
1	*GA14447	1	Integra Loaner Display (Display Only)
2	GA16831	1	Integra Display Cable
3	GA14452	1	Power Cable
4	GA12598	1	Seed Rate Power Cable
5	GD18176	3	Y-Splice Connector
6	GA14450	1	Can Adapter Cable
7	GA12596	1	Radar Adapter Cable
8	GA12540	1	Power Control Relay
9	GA13044	1	Implement Cable
10	GA12538	1	Planter Monitor Module
11	GA12557	1	Planter Monitor Module Cable
12	GA12564	1	Seed Rate Control Module
13	GA12567	1	Can Extension Cable, 4" (Hydraulic Drive)
14	GA12566	1	Can Stub Cable, 6" (Hydraulic Drive)
15	GA12537	1	Clutch Control Module
16	GA12559	1	Can Extension Cable, 5"
17	GA12558	1	Can Stub Cable, 8"
18	GA12556	1	Seed Command Cable
19	GA13047	1	Implement Switch Extension Cable
20	---	1	<a href="#">See "Parallel Arms, Mounting Support Plate, and Quick Adjustable Down Forces Springs Option" on page P7</a>
21	GA13204	1	Hall Effect Sensor
22	GA13048	1	Seed Rate Cable
23	---	1	<a href="#">See "Hydraulic Motor Assembly (Mechanical)" on page P179</a> <a href="#">See "Hydraulic Motor Assembly (EdgeVac)" on page P180</a>
24	GA12565	1	Encoder Module
25	---	1	<a href="#">See "Valve Box Module" on page P148</a>
26	---	1	<a href="#">See "Airline Fittings and Hoses" on page P147</a>
27	GD18177	1	Terminator
28	GA12539	1	Switch Box Module

\*[See "Miscellaneous Cobalt and Integra Parts" on page P200](#) for mounting brackets.

Shaft Rotation Sensor



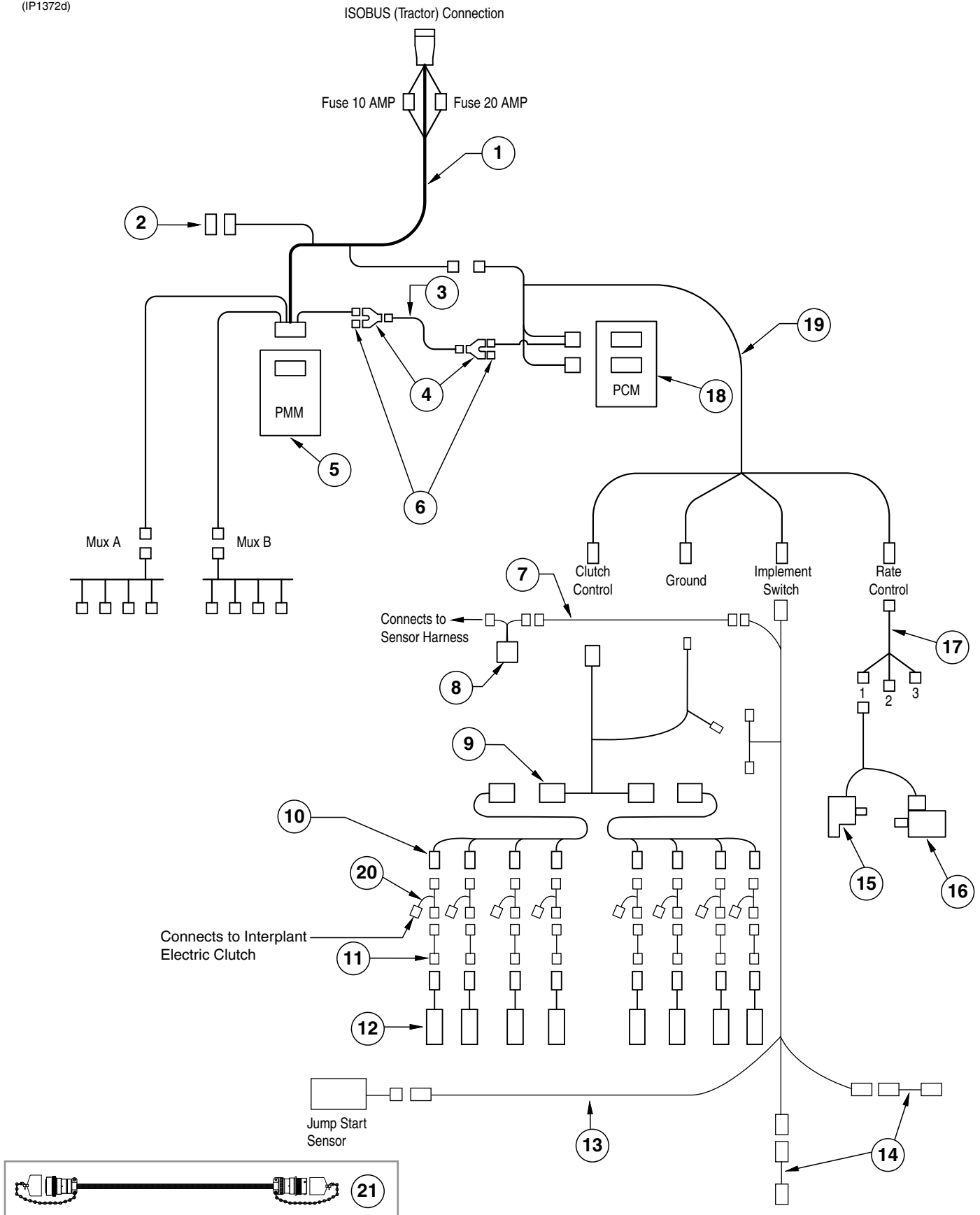
Magnetic Distance Sensor (MDS)



ITEM	PART NO.	QTY.	DESCRIPTION
1	G10686	4	Hex Head Cap Screw, 3/8"-16 x 8"
	G11091	4	Serrated Flange Nut, 3/8"-16
2	GD18118	2	Shaft Sensor Mount
3	GR1415	1	Rotation Sensor
4	GR1414	1	Actuator
5	GD18168	2	Mount

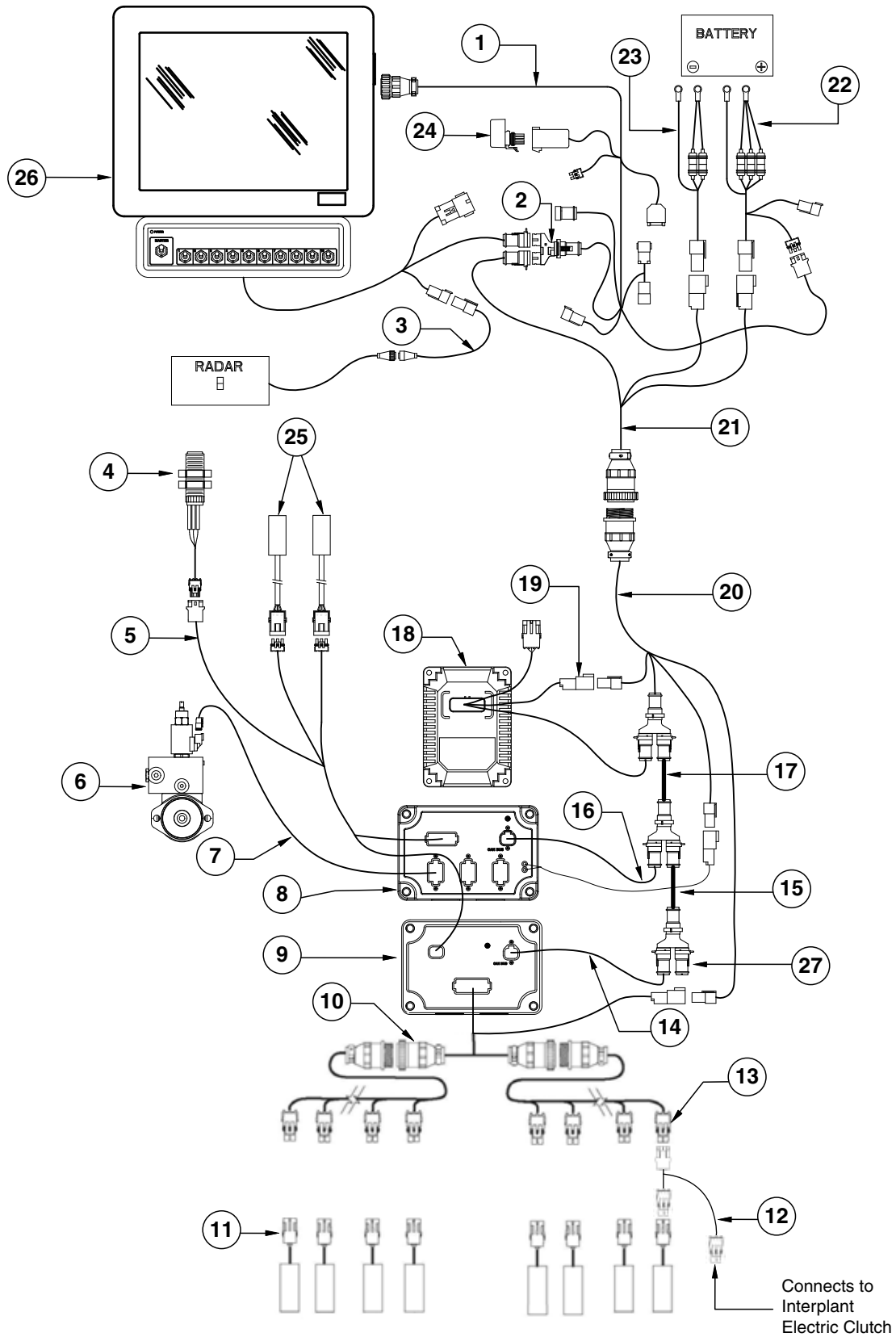
ITEM	PART NO.	QTY.	DESCRIPTION
6	G11288	2	Pan Head Screw, No. 10-32 x 1½"
	G10243	2	Washer, No. 10 SAE
	G10758	2	Hex Nut, No. 10-32
7	GD11474	2	Cover
8	G10927	2	Pan Head Machine Screw, No. 8-32 x 1¼", Stainless Steel
	G10931	2	Lock Washer, No. 8, Internal/External, Stainless Steel
	G10928	2	Hex Nut, No. 8-32, Stainless Steel
9	GA5600	1	Magnetic Distance Sensor
10	GD8751	-	Magnetic Distance Sensor Pulse Wheel
11	GD6291	-	Insulated Clamp, ⅜"
12	G10001	2	Hex Head Cap Screw, ⅜"-16 x 1"
	G10229	2	Lock Washer, ⅜"
	G10101	2	Hex Nut, ⅜"-16
13	GD8770	1	Bracket
14	GD8771	1	Spring Wave Washer
15	GA8046	-	Dust Plug (Black)
	GA9978	-	Dust Plug (Blue)
16	GA8047	-	Dust Plug (Black)
	GA9979	-	Dust Plug (Blue)
17	G1K248	-	3-Pin Female Connector Kit (Black), Includes: (3) 3-Pin Female Housings, (9) Pin Contacts, (9) Seals
	G1K362	-	3-Pin Female Connector Kit (Blue), Includes: (3) 3-Pin Female Housings, (9) Pin Contacts, (9) Seals
18	G1K252	-	3-Pin Male Connector Kit (Black), Includes: (3) 3-Pin Male Housings, (9) Socket Contacts, (9) Seals
	G1K363	-	3-Pin Male Connector Kit (Blue), Includes: (3) 3-Pin Male Housings, (9) Socket Contacts, (9) Seals
19	GD11089	-	Sealing Plug
20	GA12563	1	Module Cover Assembly W/Lock Clamps
	GA12641	-	Lock Clamp
	G11065	-	Phillips Pan Head Machine Screw, No. 8-32 x ⅝", Stainless Steel
	G11241	-	Serrated Flange Nut
21	GD18013	1	Bracket
22	GA12538	1	Planter Monitor Module
23	G10031	4	Hex Head Cap Screw, ⅝"-18 x 1¾"
	G10232	4	Lock Washer, ⅝"
	G10106	4	Hex Nut, ⅝"-18
24	GD19295	2	Support
	G10019	6	Hex Head Cap Screw, ⅝"-18 x 1"
	G10232	6	Lock Washer, ⅝"
	G10106	6	Hex Nut, ⅝"-18
25	G10043	2	Hex Head Cap Screw, ⅝"-18 x ¾"
	G10232	2	Lock Washer, ⅝"
	G10106	2	Hex Nut, ⅝"-18
26	GA13551	-	Tee Junction Harness
27	GR0594	-	Brush
28	GA7852	-	Planter Harness W/Dust Caps, 12 Row (20 Connectors)
	GA8050	-	Planter Harness W/Dust Caps, 16 Row (22 Connectors)
	GD11993	-	Dust Cap
29	GA19961	-	Seed Tube W/Computerized Sensor
	GA19960	-	Seed Tube (With Holes For Sensor Installation)
30	GA7859	1	Magnetic Distance Sensor Adapter (Analog To Digital)
31	GA16923	-	Dickey John Adapter Cable
A	GA6147	-	Magnetic Distance Sensor And Mounting Package (Items 9-14)

(IP1372d)



ITEM	PART NO.	QTY.	DESCRIPTION
1	GA15881	1	ISOBUS Implement Cable, 456", 12 Row
	GA15907	-	ISOBUS Implement Cable, 540", 16 Row
2	GD22968	1	Terminatin Bias Circuit
3	GA15883	1	CAN Jumper Cable
4	GD22975	1	Y-Splitter, 2-Way
5	GA15290	1	ISOBUS Planter Monitor Module
6	GD22974	1	Terminating Resistor, 2-Way DTM
7	GA16343	1	Jump Start Cable
8	GA12812	1	Hall Effect Adapter
9	GA16382	1	Section Adapter Cable, 12 Row (2 Row)
	GA16375	-	Section Adapter Cable, 16 Row (2 Row)
10	GA16383	2	Clutch Cable (6 Connectors), 12 Row
	GA16376	-	Clutch Cable (8 Connectors), 16 Row
11	GA17200	-	Adapter Clutch HS Driver Cable
12	GA16374	-	<a href="#">See "Ag Leader Electric Clutch" on page P9</a>
13	GA16826	-	Implement Switch Extension Cable
14	GA16829	-	<a href="#">See "Parallel Arms, Mounting Support Plate, and Quick Adjustable Down Forces Springs Option" on page P7</a>
15	GA12565	1	Encoder Module
16	---	-	<a href="#">See "Hydraulic Motor Assembly (EdgeVac)" on page P180</a> <a href="#">See "Hydraulic Motor Assembly (Mechanical)" on page P179</a>
17	GA15884	1	Rate Control Cable
18	GA15288	1	Product Control Module
19	GA15882	1	Product Control Module Cable
20	GA16393	1	Interplant Cable (2 Rows)
	GA16381	-	Interplant Cable (3 Rows)
21	GA16350	-	ISOBUS Extension Cable

(TP1098c)

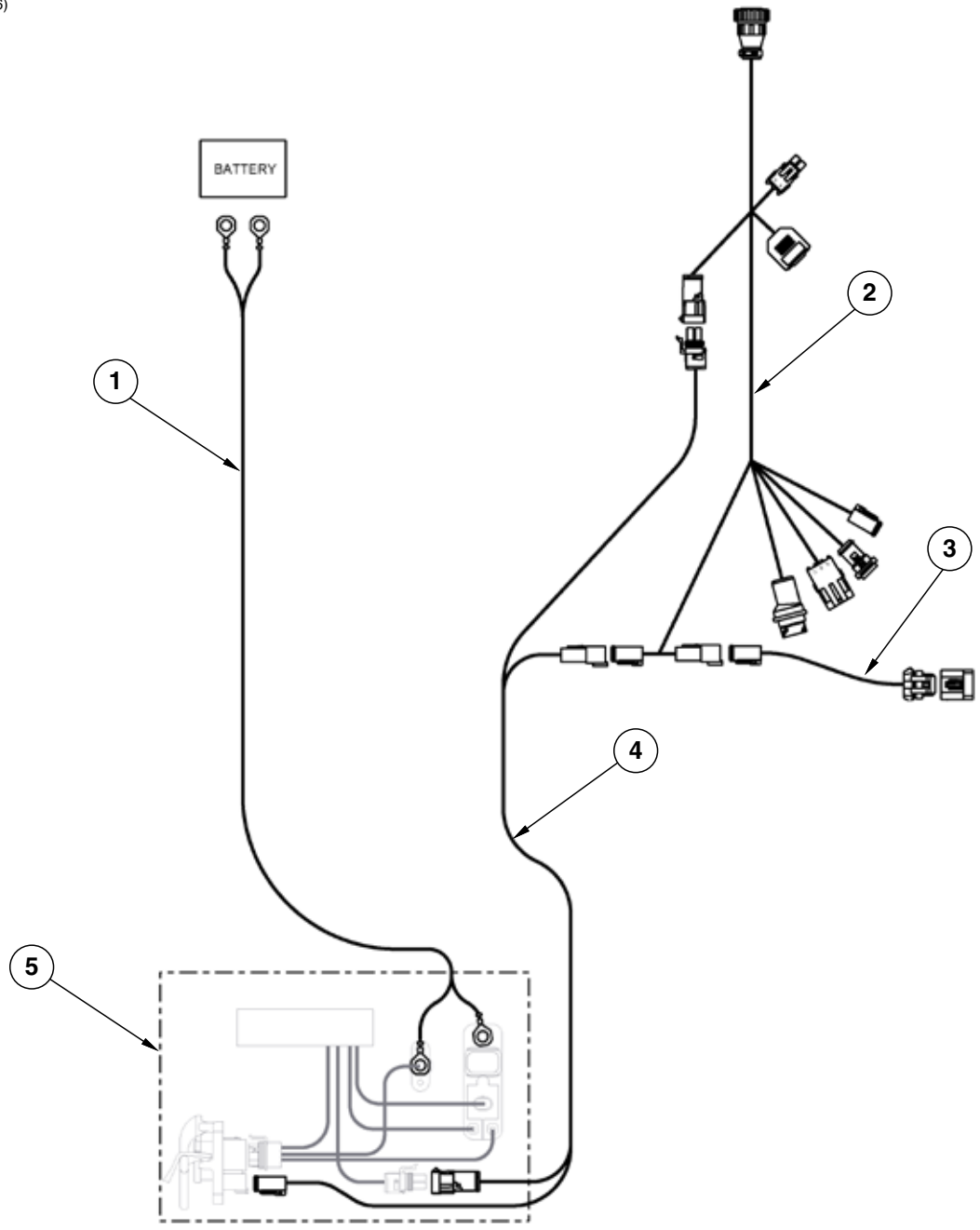




ITEM	PART NO.	QTY.	DESCRIPTION
1	GA16831	1	ISOBUS Integra Display Cable
2	GD18176	1	Y-Splice Connector
3	GA12596	1	Radar Adapter Cable
4	---		Hall Effect Sensor
5	GA16826	-	Implement Switch Extension Cable
6	---	-	<a href="#">See "Hydraulic Motor Assembly (EdgeVac)" on page P180</a> <a href="#">See "Hydraulic Motor Assembly (Mechanical)" on page P179</a>
7	GA12568	1	Seed Rate Cable
8	GA12564	1	Seed Rate Control Module
9	GA12537	1	Clutch Control Module
10	GA16382	1	Section Adapter Cable, 12 Row (2 Row)
	GA16375	-	Section Adapter Cable, 16 Row (2 Row)
11	GA16374	-	<a href="#">See "Ag Leader Electric Clutch" on page P9</a>
12	GA16393	-	Interplant Cable (2 Rows)
	GA16381	-	Interplant Cable (3 Rows)
13	GA16383	1	Clutch Cable (6 Connectors), 12 Row
	GA16376		Clutch Cable (8 Connectors), 16 Row
14	GA12558	1	Can Stub Cable, 8"
15	GA12559	1	Can Extension Cable, 5"
16	GA12566	1	Cab Stub Cable, 6" (Hydraulic Drive)
17	GA12567	1	Can Extension Cable, 4" (Hydraulic Drive)
18	GA16351	1	Planter Monitor Module
19	GA16352	1	PMM Cable
20	GA12555	1	Implement Cable (12 Row)
	GA12655	-	Implement Cable (16 Row)
21	GA14450	1	CAN Adapter Cable
22	GA14452	1	Power Cable
23	GA12598	1	Seed Rate Power Cable
24	GA12540	1	Power Control Relay
25	GA16829	-	<a href="#">See "Parallel Arms, Mounting Support Plate, and Quick Adjustable Down Forces Springs Option" on page P7</a>
26	*GA14447	-	Integra Loaner Display (Display Only) (Shown)
	*GA13554	-	Cobalt Display
27	GD18177	-	Terminator

\*[See "Miscellaneous Cobalt and Integra Parts" on page P200](#) for mounting brackets.

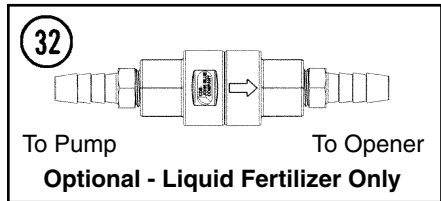
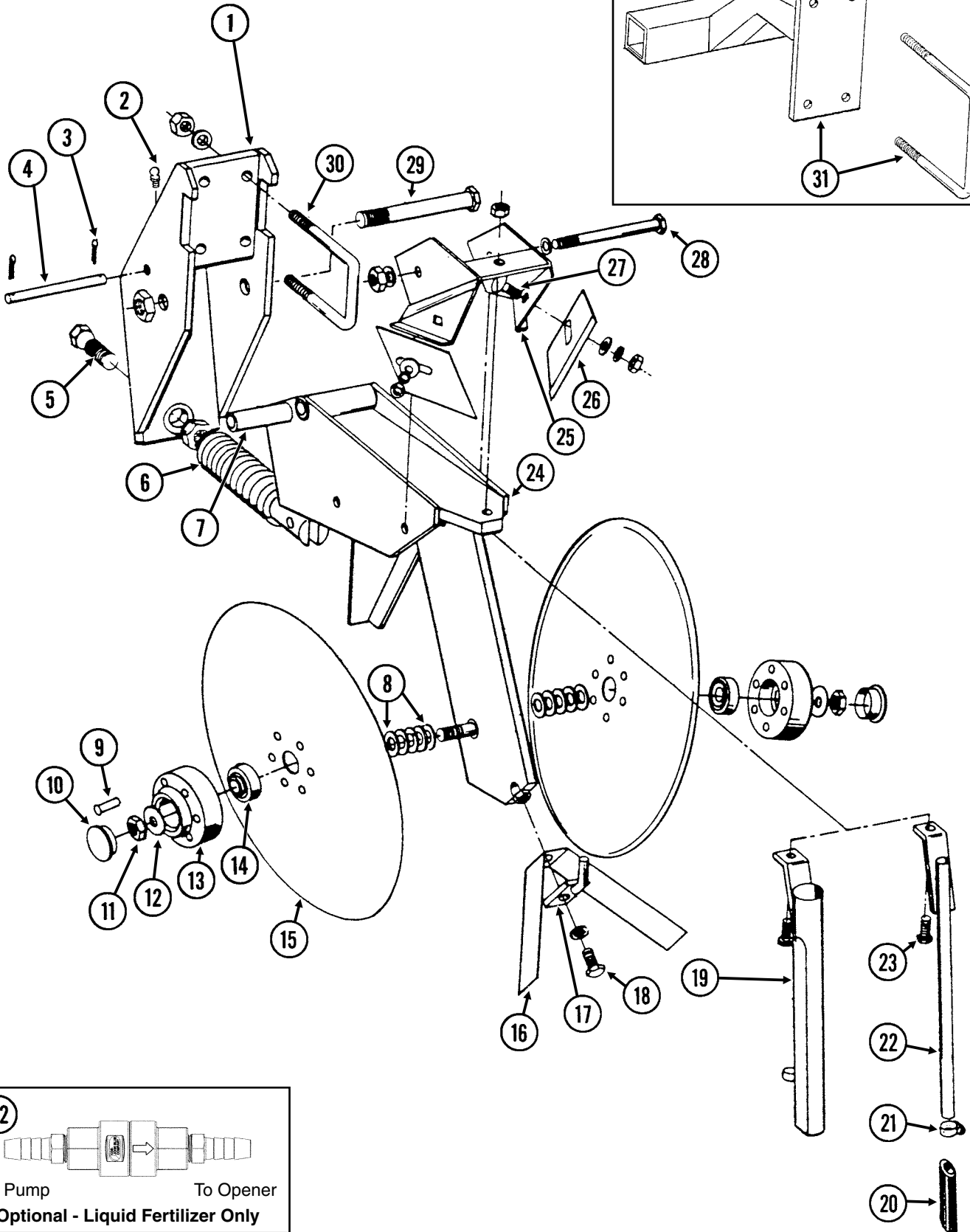
(TP1106)



ITEM	PART NO.	QTY.	DESCRIPTION
1	GA16834	1	Battery Cable
2	GA16374	-	<a href="#">See "ISOBUS Electric Clutch Package" on page P207</a> <a href="#">See "Ag Leader Electric Clutch Package" on page P209</a>
3	GA16355	1	Terminator Cable
4	GA16832	1	ISO Integra Extension Cable
5	GA16833	1	ISO Connector

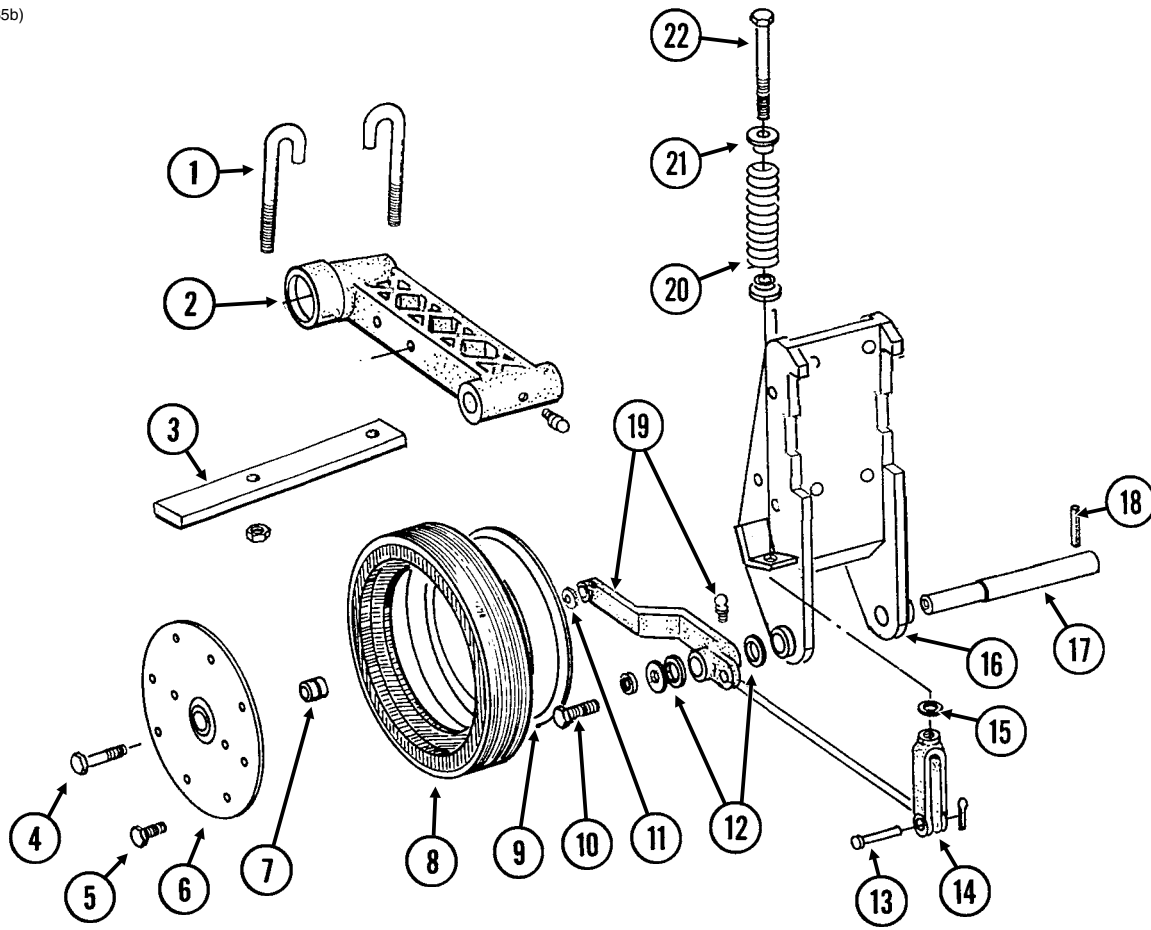
**This page left blank intentionally.**

FOC007(PT25e/TWL34a/FRTZ208)



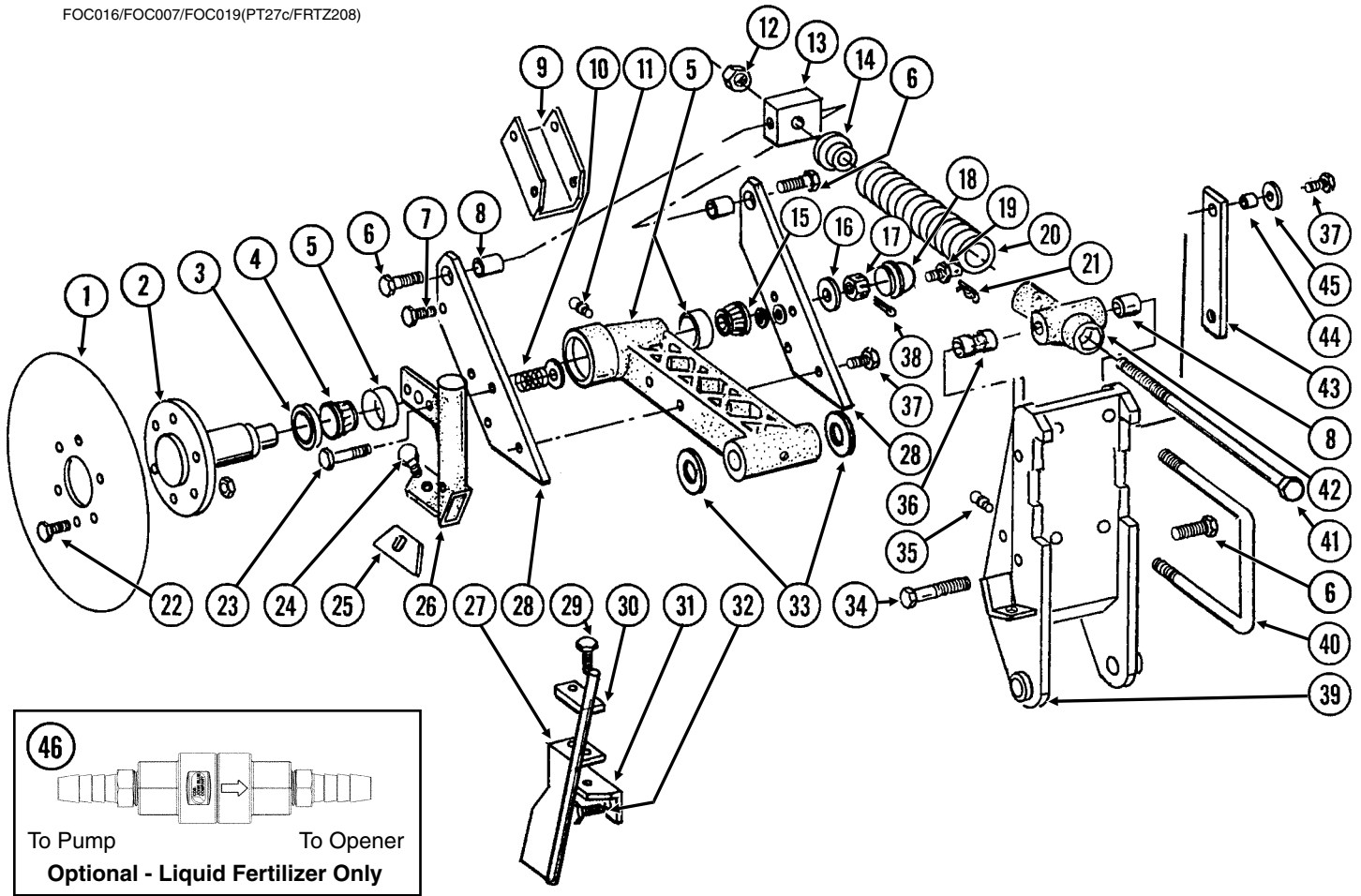
ITEM	PART NO.	QTY. (Per Assy.)	DESCRIPTION
1	GA8483	1	Bracket
2	G10938	1	Grease Fitting, 1/4"-28, Taper Thread
3	G10451	2	Cotter Pin, 1/8" x 1"
4	GD1657	1	Lockup Pin
5	GD0962	1	Hex Head Adjusting Bolt, 5/8"-18 x 3/4"
	G10499	1	Hex Jam Nut, 5/8"-18, Grade 2
6	GA0328	1	Spring
7	GD0487	1	Bushing, 41/64" I.D. x 3 1/2" Long
8	G10213	-	Machine Bushing, 5/8" (.030" Thick)
9	G10542	12	Rivet, 1/4" x 1 5/16"
10	GD1132	2	Dust Cap
11	G10503	1	Hex Jam Nut, 5/8"-11, Grade 2
	G10504	1	Hex Jam Nut, 5/8"-11, L.H. Threads, Grade 2
12	G10204	2	Special Machine Bushing, 5/8" x 1" O.D.
13	GB0134	2	Hub
14	GA2014	2	Bearing
15	GD11306	2	Disc Blade, 3.5 mm x 15"
16	GD2589	1	Inner Scraper
17	GA0312	1	Mount
18	G10019	1	Hex Head Cap Screw, 5/16"-18 x 1"
	G10232	1	Lock Washer, 5/16"
19	GA1369	-	Drop Tube, Dry Fertilizer
20	GD11705	-	Extension
21	G10681	-	Hose Clamp, No. 6
22	GA8685	-	Drop Tube, Liquid Fertilizer
23	G10133	1	Hex Head Cap Screw, 5/16"-18 x 1 1/2"
	G11386	1	Flat Washer, 5/16" SAE
	G10109	1	Lock Nut, 5/16"-18, Grade 8
24	GA9195	1	Shank
25	GA0810	1	Scraper Mount
26	GD1673	2	Scraper
27	G10305	2	Carriage Bolt, 3/8"-16 x 1"
	G11387	2	Flat Washer, 3/8" SAE
	G10229	2	Lock Washer, 3/8"
	G10101	2	Hex Nut, 3/8"-16
28	G10045	1	Hex Head Cap Screw, 1/2"-13 x 4 1/2"
	G10111	1	Lock Nut, 1/2"-13
29	G10046	1	Hex Head Cap Screw, 5/8"-11 x 5"
	G10107	1	Lock Nut, 5/8"-11
30	GD1138	2	U-Bolt, 2 1/2" x 2 1/2" x 1/2"-13
	G10228	4	Lock Washer, 1/2"
	G10102	4	Hex Nut, 1/2"-13
31	GA7135	1	Mount W/U-Bolts (One Per Opener)
	GD1113	2	U-Bolt, 5" x 7" x 5/8"-11
	G10230	4	Lock Washer, 5/8"
	G10104	4	Hex Nut, 5/8"-11
32	GA15416	1	Check Valve Assembly
	GA15415	1	Check Valve
	G11436	2	Hose Barb, 1/4" Male NPT To 3/8" Barb
A	GA8845	-	Disc Blade And Bearing Assembly (Items 9 And 13-15)

(TWL35d/TWL35b)



ITEM	PART NO.	QTY. (Per Assy.)	DESCRIPTION
1	GD9705	2	J-Bolt, 1/2"-13
	G10228	2	Lock Washer, 1/2"
	G10102	2	Hex Nut, 1/2"-13
2	---	-	<a href="#">See "HD Single Disc Fertilizer Opener (Blade and Drop Tube)" on page P217</a>
3	GD9706	1	Lockup Bar
4	G10010	1	Hex Head Cap Screw, 5/8"-11 x 3"
5	G10961	11	Flanged Whiz Lock Screw, 5/16"-18 x 5/8", No Serration
	G10620	11	Serrated Flange Nut, 5/16"-18
6	GD11954	1	Half Wheel Cover, Nylon
7	GA6171	1	Bearing
8	GD11953	1	Offset Tire
9	GD11423	1	Half Wheel
10	G10438	1	Hex Head Cap Screw, 1/2"-13 x 3/4"
	G10228	1	Lock Washer, 1/2"
	G11389	1	Flat Washer, 1/2" SAE
11	G10230	1	Lock Washer, 5/8"
12	G10526	10	Machine Bushing, 1" (.048" Thick)
13	G10560	1	Clevis Pin, 1/2" x 1 3/4"
	G10456	1	Cotter Pin, 1/8" x 3/4"
14	GD8218	1	Yoke
15	G11391	1	Flat Washer, 5/8" SAE
16	---	-	<a href="#">See "HD Single Disc Fertilizer Opener (Blade and Drop Tube)" on page P217</a>
17	GD7911	1	Pivot Pin
18	G10610	1	Spring Pin, 3/8" x 2"
19	GA8306	-	Wheel Arm W/Grease Fitting, R.H.
	GA8305	1	Wheel Arm W/Grease Fitting, L.H. (Shown)
	G10640	1	Grease Fitting, 1/4"-28
20	GD8308	1	Spring
21	GB0212	2	Spring Washer
22	GD9709	1	Special Bolt
A	G1K215	-	Lockup Kit (Items 1 And 3)
B	GA8877	-	Gauge Wheel Complete (Items 5-9)

FOC016/FOC007/FOC019(PT27c/FRTZ208)



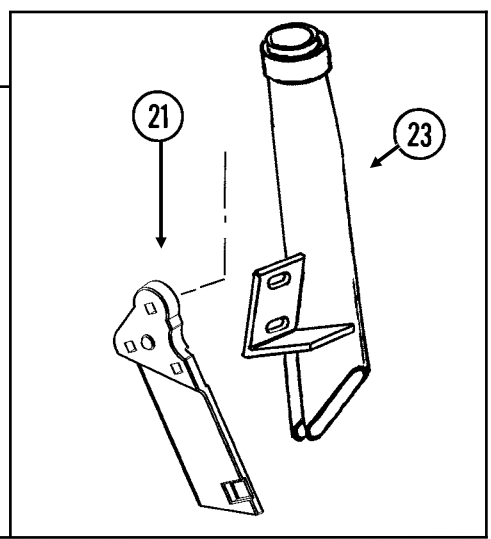
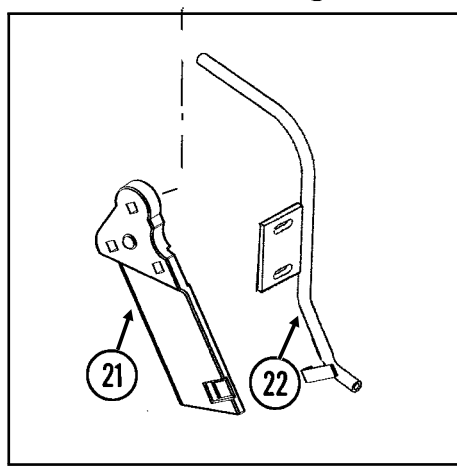
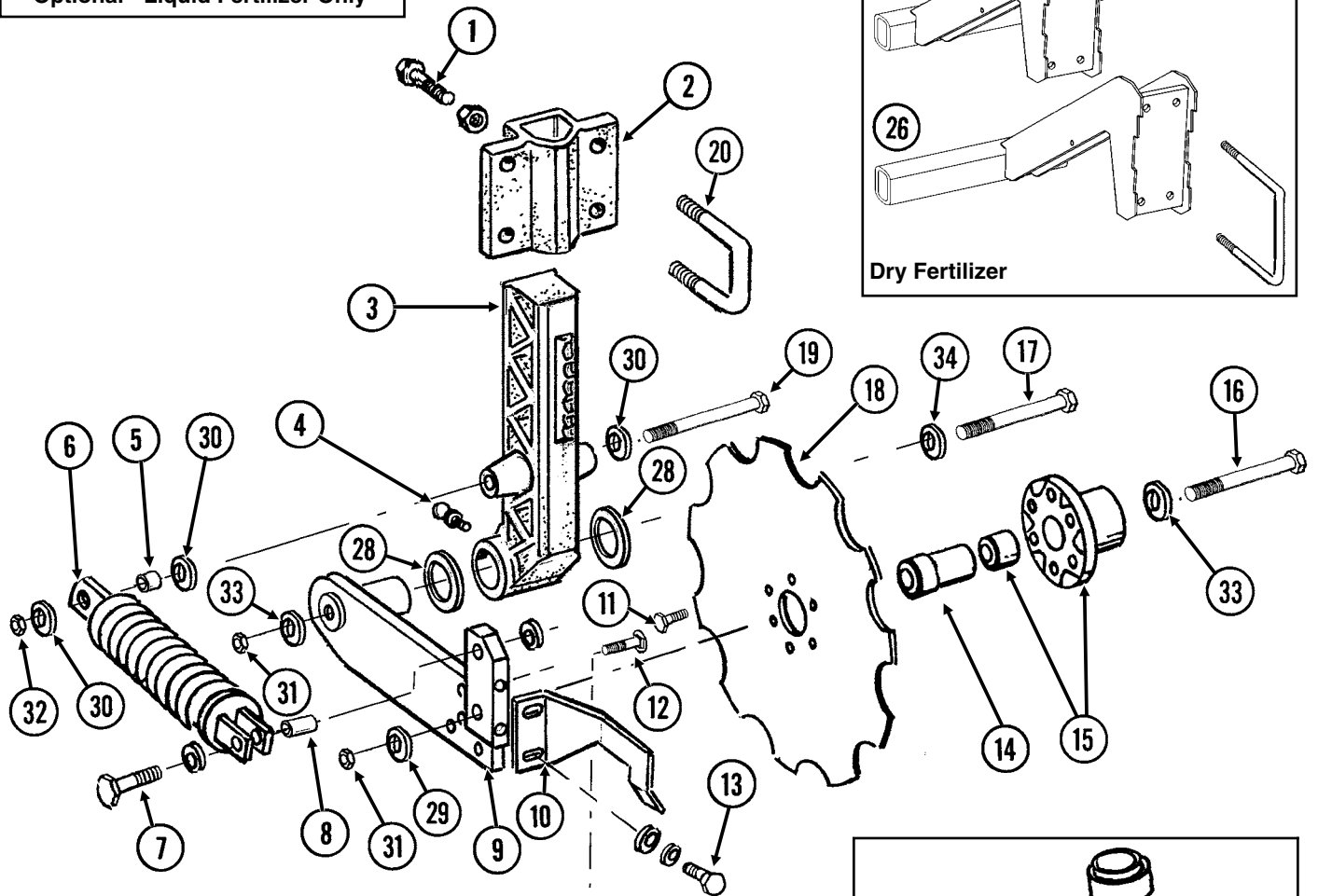
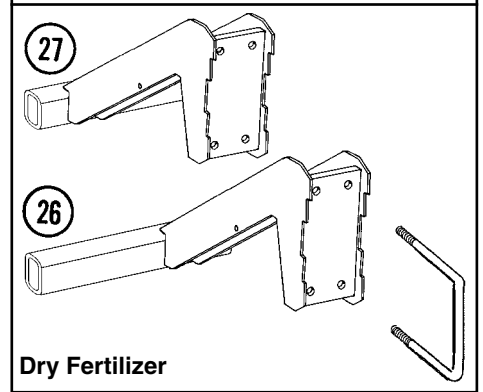
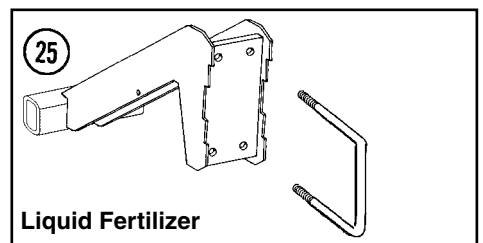
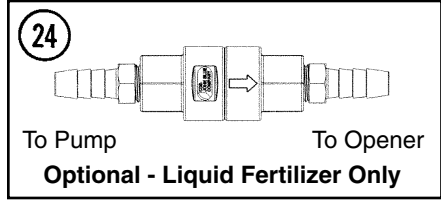
ITEM	PART NO.	QTY. (Per Assy.)	DESCRIPTION
1	GD7900	1	Disc Blade, 18"
	GD8247	-	Disc Blade, 20" (Optional)
2	GB0205	1	Spindle
3	GA4286	1	Seal
4	GA4287	1	Bearing
5	GA5887	1	Arm W/Cups And Washers
	GD6553	-	Inner Cup
	GR0188	-	Outer Cup
	G11391	3	Flat Washer, 5/8" SAE
6	G10007	3	Hex Head Cap Screw, 5/8"-11 x 1 1/2"
7	G10001	2	Hex Head Cap Screw, 3/8"-16 x 1"
	G10108	2	Lock Nut, 3/8"-16
8	GB0218	3	Bushing, 2 1/32" I.D. x 7/8" O.D. x 1 9/32" Long
9	GD8238	1	Channel
10	GD7962	2	Spring
11	G10641	2	Grease Fitting, 1/8" NPT
12	G10105	3	Hex Nut, 3/4"-10
13	GD7908	1	Tap Block
14	GB0213	1	Spring Seat
15	GA0237	1	Bearing
16	G10220	1	Machine Bushing, 1 1/16", 10 Gauge



ITEM	PART NO.	QTY. (Per Assy.)	DESCRIPTION
17	G10507	1	Slotted Nut, 1"-14
18	GD1104	1	Dust Cap
19	GD8276	1	Pin
	G10237	1	Lock Washer, 7/16"
	G10100	1	Hex Nut, 7/16"-14
20	GD10273	1	Compression Spring
21	G10592	1	Hair Pin Clip, No. 11
22	G10594	6	Bolt, 1/2"-13 x 1 1/2"
	G10111	6	Lock Nut, 1/2"-13
23	G10049	2	Hex Head Cap Screw, 3/8"-16 x 2 1/2"
	G11387	2	Flat Washer, 3/8" SAE
	G10108	2	Lock Nut, 3/8"-16
24	G10599	1	Carriage Bolt, 3/8"-16 x 1 1/4"
	G11387	1	Flat Washer, 3/8" SAE
	G10229	1	Lock Washer, 3/8"
	G10101	1	Hex Nut, 3/8"-16
25	GD7912	1	Scraper
26	GB0210	-	Drop Tube, R.H., Dry Fertilizer
	GB0209	1	Drop Tube, L.H., Dry Fertilizer (Shown)
27	GA8689	1	Drop Tube, L.H., Liquid Fertilizer (Shown)
	GA8688	-	Drop Tube, R.H., Liquid Fertilizer
28	GD8224	2	Bar
29	G10004	2	Hex Head Cap Screw, 3/8"-16 x 1 1/4"
	G10229	2	Lock Washer, 3/8"
30	GD10487	1	Clamp
31	GD10304	-	Angle, R.H.
	GD10303	1	Angle, L.H. (Shown)
32	G10016	2	Hex Head Cap Screw, 1/2"-13 x 2"
	G10111	2	Lock Nut, 1/2"-13
33	G10322	-	Machine Bushing, 1 1/4", 18 Gauge (As Required)
34	G10862	1	Hex Head Cap Screw, 5/8"-11 x 3 1/4"
	G11391	2	Flat Washer, 5/8" SAE
	G10230	1	Lock Washer, 5/8"
35	G10640	1	Grease Fitting, 1/4"-28
36	GD10242	1	Bushing, 2 1/4"
37	G10039	5	Hex Head Cap Screw, 1/2"-13 x 1 3/4"
	G10111	5	Lock Nut, 1/2"-13
38	G10459	1	Cotter Pin, 3/16" x 1 1/2"
39	GA7240	-	Opener Mount, R.H.
	GA7239	1	Opener Mount, L.H. (Shown)
40	GD1113	2	U-Bolt, 5" x 7" x 5/8"-11
	G10230	4	Lock Washer, 5/8"
	G10104	4	Hex Nut, 5/8"-11
41	GD7907	1	Special Bolt
42	GB0206	1	Rod Guide
43	GD8239	1	Storage Strap
44	GD7904-02	1	Sleeve, 1/2" x 1/2" Long
45	G11389	3	Flat Washer, 1/2" SAE
46	GA15416	1	Check Valve Assembly
	GA15415	1	Check Valve
	G11436	2	Hose Barb, 1/4" Male NPT To 3/8" Barb

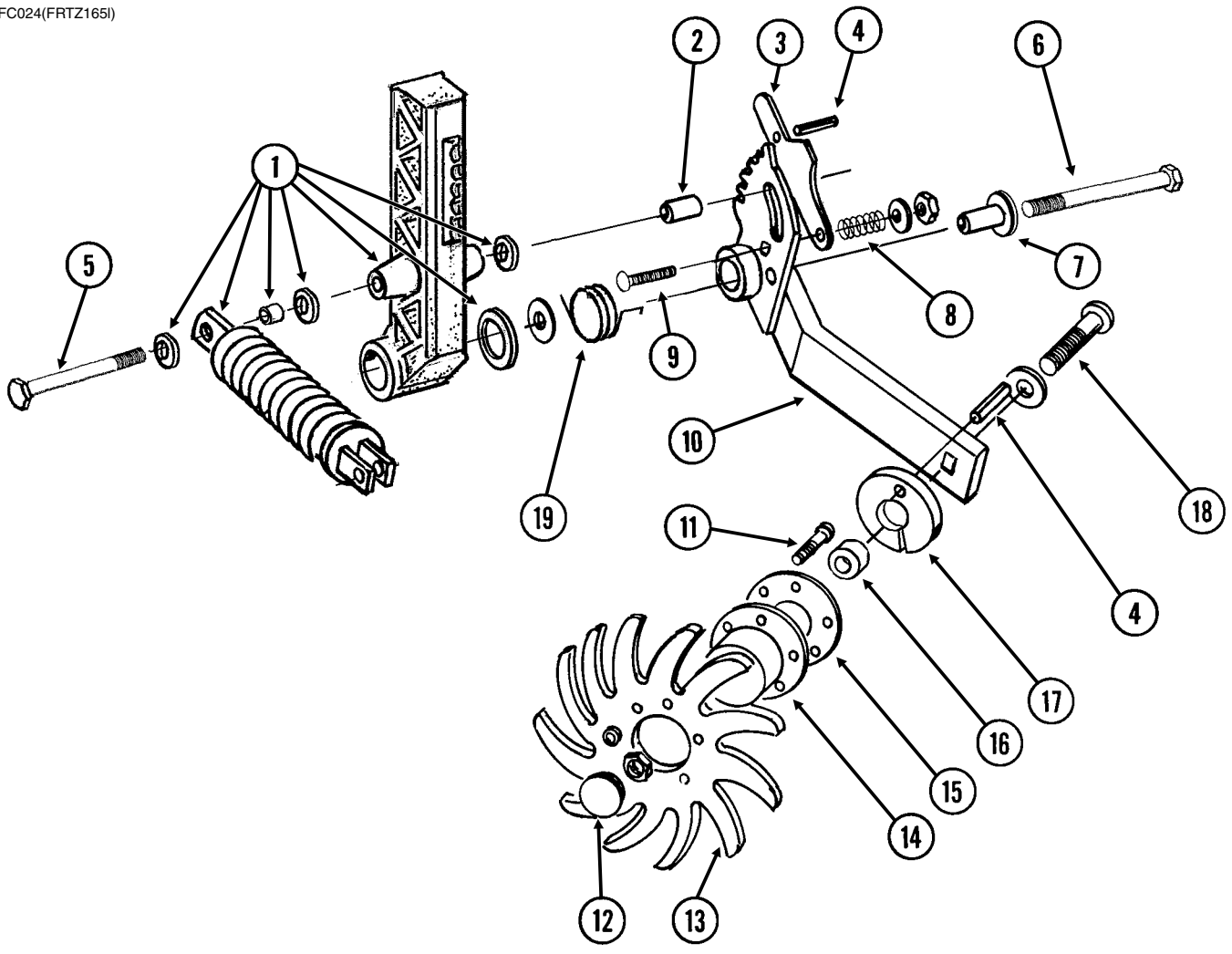
FOC018(TWL34e/TWL34f/TWL34g/FRTZ268/FRTZ208)

**NOTE: R.H. and L.H. is determined by which side of blade it is on in the direction of travel.**



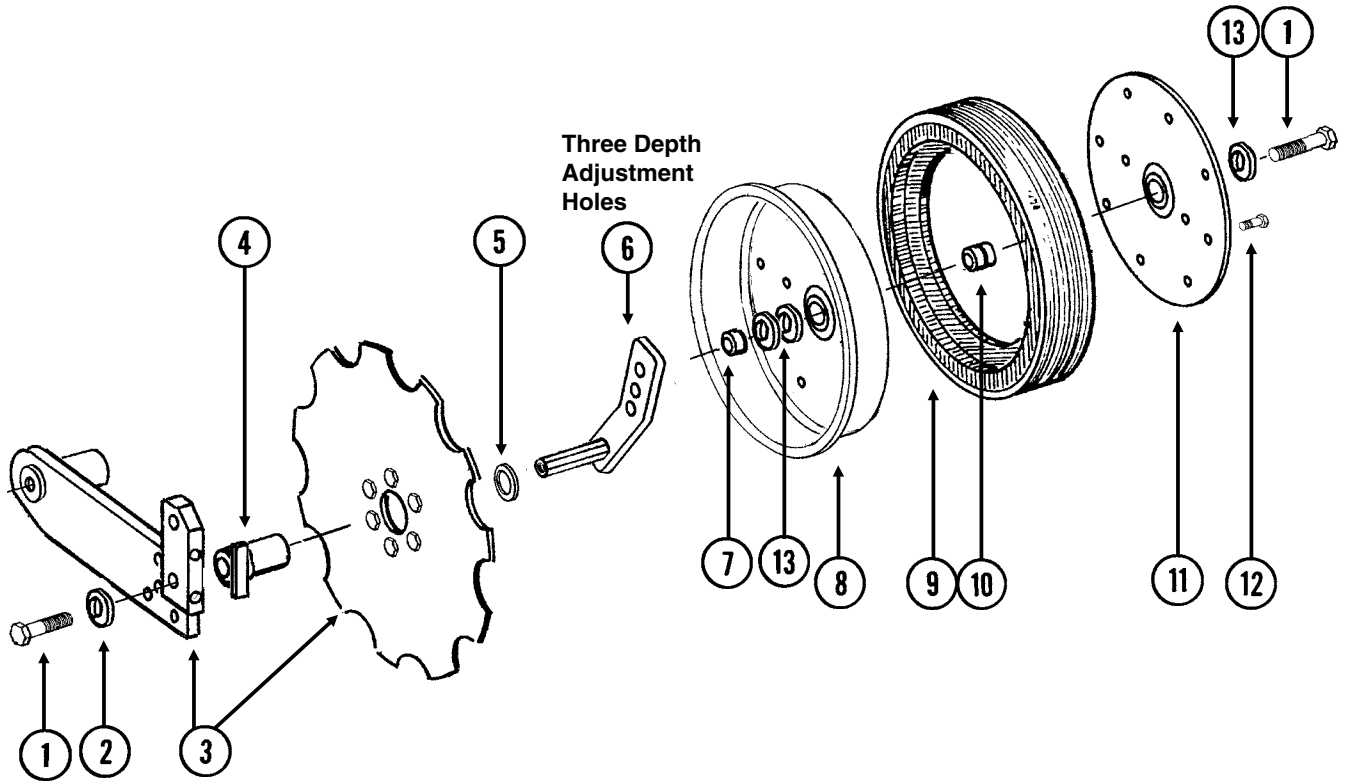
ITEM	PART NO.	QTY. (Per Assy.)	DESCRIPTION
1	G10017	3	Hex Head Cap Screw, 1/2"-13 x 1 1/2"
	G10102	3	Hex Nut, 1/2"-13
2	GB0400	1	Mount, R.H.
	GB0405		Mount, L.H. (Shown)
3	GB0296	1	Arm, 13 1/2"
4	G10640	1	Grease Fitting, 1/4"-28
5	GD12685	1	Bushing, 3/4" O.D. x 1/2" Long
6	GA6966	1	Compression Spring Assembly
7	G10047	1	Hex Head Cap Screw, 3/8"-16 x 1 3/4"
	G11387	2	Flat Washer, 3/8" SAE
	G10108	1	Lock Nut, 3/8"-16
8	GD1026	1	Sleeve, 1 3/16" Long
9	GA9433	1	Pivot Arm, L.H. (Shown)
	GA9434	-	Pivot Arm, R.H.
10	GD11557	1	Scraper, L.H. (Shown)
	GD11558	-	Scraper, R.H.
11	G10002	6	Hex Head Cap Screw, 3/8"-16 x 3/4"
12	G10306	3	Carriage Bolt, 3/8"-16 x 2"
	G10108	3	Lock Nut, 3/8"-16
13	G10991	2	Hex Head Cap Screw, 5/16"-18 x 7/8"
	G10232	2	Lock Washer, 5/16"
	G11386	6	Flat Washer, 5/16" SAE
14	GD12679	1	Stepped Spacer, 3" Long
15	GA9437	1	Hub W/Bearing
	GA8603	-	Bearing, Double Row
16	G10011	1	Hex Head Cap Screw, 5/8"-11 x 5 1/2"
17	G10046	1	Hex Head Cap Screw, 5/8"-11 x 5"
18	GD12676	1	Disc Blade, Notched, 16 3/4"
19	G10871	1	Hex Head Cap Screw, 1/2"-13 x 6"
20	GD13287	2	U-Bolt, 1 1/2" x 2 1/2" x 1/2"-13
	G10228	4	Lock Washer, 1/2"
	G10102	4	Hex Nut, 1/2"-13
21	GB0323	1	Knife, L.H. (Shown)
	GB0322	-	Knife, R.H.
22	GA11397	1	Drop Tube, L.H., Liquid Fertilizer
	GA11398	-	Drop Tube, R.H., Liquid Fertilizer (Shown)
23	GA10047	1	Drop Tube, L.H., Dry Fertilizer
	GA10048	-	Drop Tube, R.H., Dry Fertilizer (Shown)
24	GA15416	1	Check Valve Assembly
	GA15415	1	Check Valve
	G11436	2	Hose Barb, 1/4" Male NPT To 3/8" Barb
25	GA9565	1	Opener Mount Assembly, Liquid Fertilizer
	GA9564	1	Opener Mount
	GD1113	2	U-Bolt, 5" x 7" x 5/8"-11
	G10230	4	Lock Washer, 5/8"
	G10104	4	Hex Nut, 5/8"-11
26	GA9821	-	Opener Mount Assembly, L.H., Dry Fertilizer
	GA9819	1	Opener Mount
	GD1113	2	U-Bolt, 5" x 7" x 5/8"-11
	G10230	4	Lock Washer, 5/8"
	G10104	4	Hex Nut, 5/8"-11
27	GA9822	-	Opener Mount Assembly, R.H., Dry Fertilizer
	GA9820	1	Opener Mount
	GD1113	2	U-Bolt, 5" x 7" x 5/8"-11
	G10230	4	Lock Washer, 5/8"
	G10104	4	Hex Nut, 5/8"-11
28	G10450	-	Machine Bushing, 1 1/2", 18 Gauge (As Required)
29	GD12677	1	Washer, 1 1/2" O.D., 7 Gauge, Hardened
30	G11389	-	Flat Washer, 1/2" Plated SAE
31	G10107	-	Lock Nut, 5/8"-11
32	G10111	-	Lock Nut, 1/2"-13
33	G11391	-	Flat Washer, 5/8" SAE
34	G10217	-	Washer, 5/8" USS

DFC024(FRTZ165)



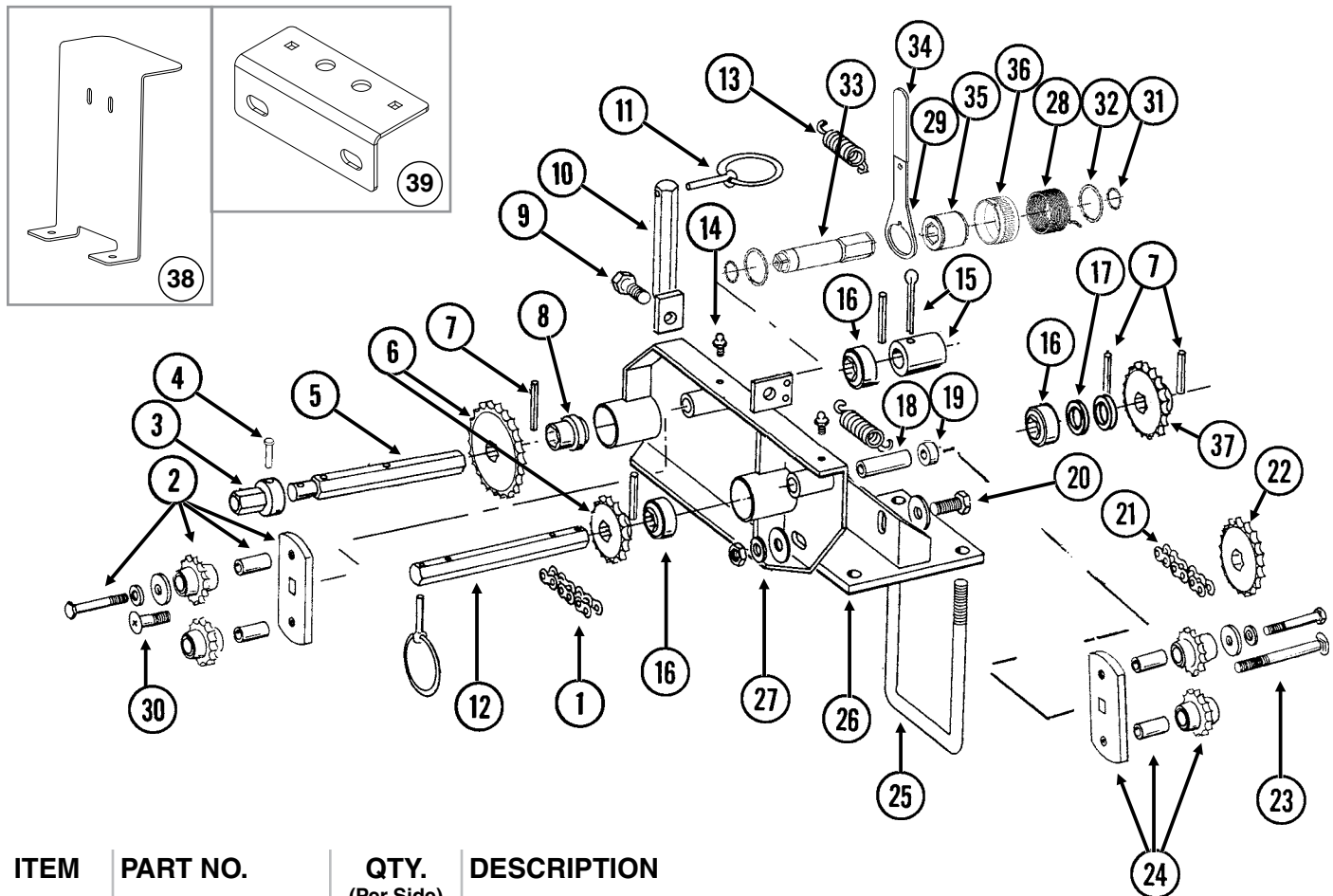
ITEM	PART NO.	QTY. (Per Assy.)	DESCRIPTION
1	---	-	<a href="#">See "Notched Single Disc Fertilizer Opener" on page P219</a>
2	GD12684	1	Bushing, 1 1/3" Long
3	GD11178	1	Adjustment Lever
4	G10603	2	Spring Pin, 1/4" x 1 1/4"
5	G11034	1	Hex Head Cap Screw, 1/2"-13 x 7"
	G10111	1	Lock Nut, 1/2"-13
6	G10830	1	Hex Head Cap Screw, 5/8"-11 x 7 1/2"
	G11391	1	Flat Washer, 5/8" SAE
	G10107	1	Lock Nut, 5/8"-11
7	GD11836	1	Sleeve, 2 1/8" Long
8	GD7962	1	Spring
9	G10306	1	Carriage Bolt, 3/8"-16 x 2"
	G11387	1	Flat Washer, 3/8" SAE
	G10108	1	Lock Nut, 3/8"-16
10	GA7999	1	Mount W/Grease Fitting, L.H. (Shown)
	GA7998	-	Mount W/Grease Fitting, R.H.
	G10640	-	Grease Fitting, 1/4"-28
11	G10133	6	Hex Head Cap Screw, 5/16"-18 x 1 1/2"
	G10109	6	Lock Nut, 5/16"-18, Grade 8
12	GD1132	2	Dust Cap
13	GD10552	2	Wheel, 12 Tine, 3/8" x 12"
14	GA5654	1	Hub W/Bearings
	GA2014	-	Bearing
15	GD9724	1	Backing Plate
16	GD7817-04	1	Spacer, 1 1/16" I.D. x 1/2" Long
17	GD11188	1	Spacer
18	G10908	1	Carriage Bolt, 5/8"-11 x 3"
	G10503	1	Hex Jam Nut, 5/8"-11, Grade 2
19	GD11265	1	Spring, L.H. (Shown)
	GD11266	-	Spring, R.H.
A	GA7445	-	Wheel Assembly, 12 Tine, L.H. (Items 11 And 13-15)(Shown)
	GA7446	-	Wheel Assembly, 12 Tine, R.H. (Items 11 And 13-15)

(FRTZ256)



ITEM	PART NO.	QTY. (Per Assy.)	DESCRIPTION
1	G10010	2	Hex Head Cap Screw, 5/8"-11 x 3"
2	G11391	1	Flat Washer, 5/8" SAE
3	---	-	<a href="#">See "Notched Single Disc Fertilizer Opener" on page P219</a>
4	GA9472	1	Blade Mount
5	G10233	1	Machine Bushing, 1", 10 Gauge
6	GA10037	1	Wheel Mount, L.H. (Shown)
	GA10036	1	Wheel Mount, R.H.
7	GD13309	1	Spacer
8	GD11423	1	Half Wheel
9	GD11953	1	Offset Tire
10	GA6171	1	Bearing
11	GD11954	1	Half Wheel Cover, Nylon
12	G10961	11	Flanged Whiz Lock Screw, 5/16"-18 x 3/4", No Serration
	G10620	11	Serrated Flange Nut, 5/16"-18
13	G10204	-	Special Machine Bushing, 5/8" x 1" O.D. (As Required)
A	GA8877	-	Gauge Wheel Complete (Items 8-12)

(TWL37hh)

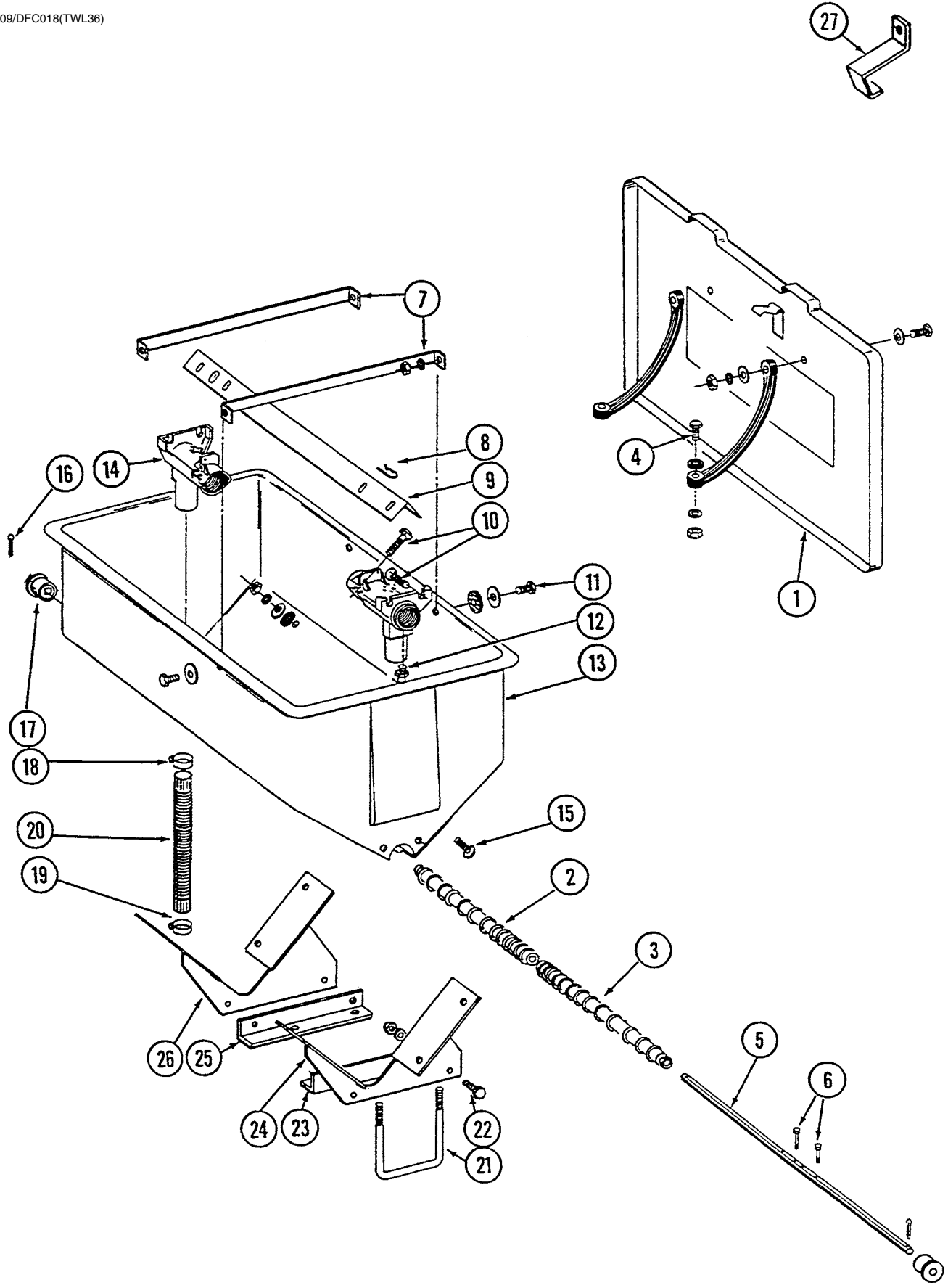


ITEM	PART NO.	QTY. (Per Side)	DESCRIPTION
1	G3310-88 GR0912	1 -	Chain, No. 40, 88 Pitch Including Connector Link Connector Link, No. 40
2	GA7336 GD7426 GD1026 G11387 G10229 G10047	1 - - - - -	Idler W/Bolt-On Sprockets Sprocket, 12 Tooth Sleeve, 1 $\frac{3}{16}$ " Long Flat Washer, $\frac{3}{8}$ " SAE Lock Washer, $\frac{3}{8}$ " Hex Head Cap Screw, $\frac{3}{8}$ "-16 x 1 $\frac{1}{4}$ "
3	GD7127	1	Shear Coupler
4	G10821 G10455	1 -	Clevis Pin, $\frac{3}{16}$ " x 2" Cotter Pin, $\frac{1}{16}$ " x $\frac{1}{2}$ "
5	GD7866	1	Shaft, $\frac{7}{8}$ " x 7 $\frac{1}{2}$ "
6	GA5105 GA5107 GA5114 GA5115 GA6337	1 1 1 1 1	Sprocket, 15 Tooth Sprocket, 19 Tooth Sprocket, 30 Tooth Sprocket, 33 Tooth Sprocket, 35 Tooth
7	G10602	6	Spring Pin, $\frac{1}{4}$ " x 1 $\frac{1}{2}$ "
8	GA5624	1	Special Bearing, $\frac{7}{8}$ " Hex Bore x 1.6"
9	G10037 G10111	1 1	Hex Head Cap Screw, $\frac{1}{2}$ "-13 x 1 $\frac{1}{4}$ " Lock Nut, $\frac{1}{2}$ "-13
10	GA5229	1	Sprocket Storage Rod
11	GD2558	3	Lynch Pin, $\frac{1}{4}$ "



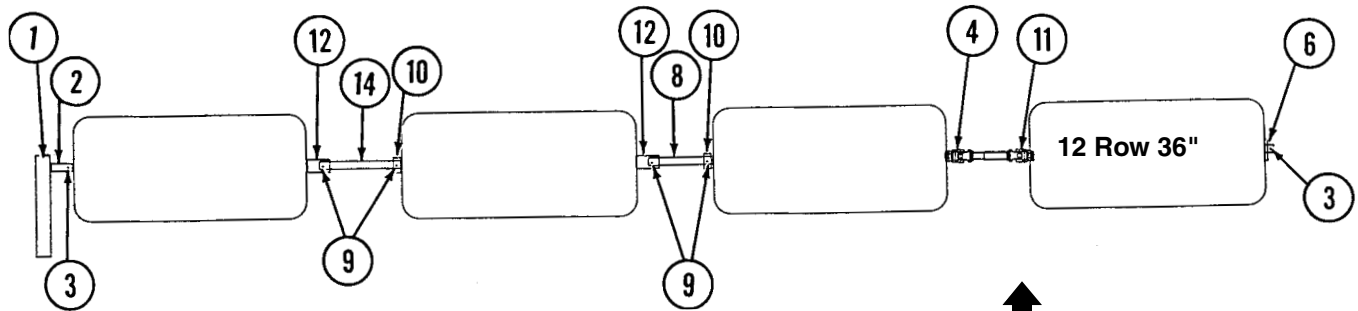
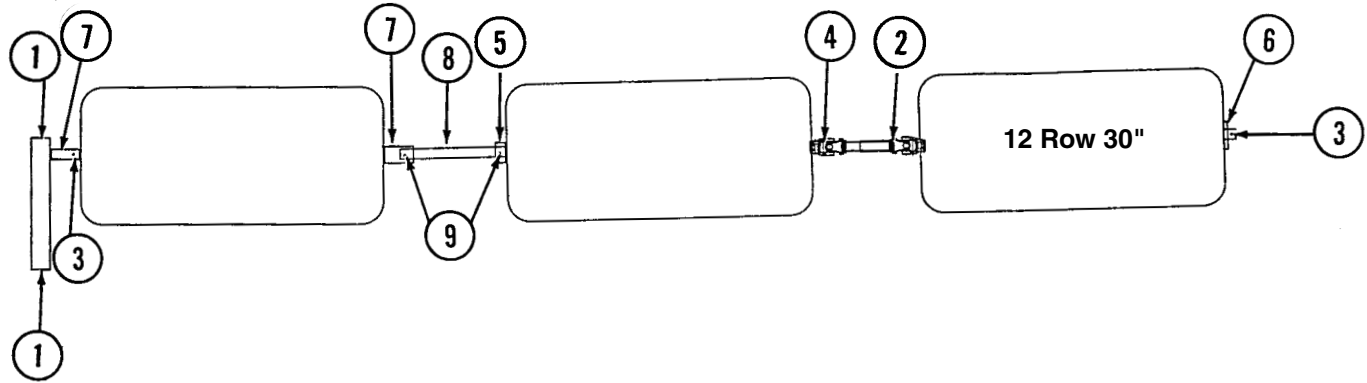
ITEM	PART NO.	QTY. (Per Side)	DESCRIPTION
12	GD10119	1	Shaft, 7/8" x 77/16"
13	GD5857	2	Spring
14	G10640	2	Grease Fitting, 1/4"-28
15	---	-	<a href="#">See "Dry Fertilizer Coupler/Shfts" on page P229</a>
16	GA5116	3	Bearing, 7/8" Hex Bore, Cylindrical
17	G10233	2	Machine Bushing, 1", 10 Gauge
18	GD3180-10	1	Sleeve, 5/8" I.D. x 7/8" O.D. x 3 1/4" Long
19	GD2734-08	1	Sleeve, 1 1/4" O.D. x 5/8" Long
20	G10017	2	Hex Head Cap Screw, 1/2"-13 x 1 1/2"
	G11389	4	Flat Washer, 1/2" SAE
	G10228	2	Lock Washer, 1/2"
	G10102	2	Hex Nut, 1/2"-13
21	G3310-130	1	Chain, No. 40, 130 Pitch Including Connector Link
	GR0912	-	Connector Link, No. 40
22	GA5114	1	Sprocket, 30 Tooth
23	G10419	1	Carriage Bolt, 1/2"-13 x 4 1/2"
	G11389	1	Flat Washer, 1/2" SAE
	G10111	1	Lock Nut, 1/2"-13
24	GA7396	1	Idler W/Bolt-On Sprockets
	GD7426	-	Sprocket, 12 Tooth
	GD1026	-	Sleeve, 1 3/16" Long
	G11387	-	Flat Washer, 3/8" SAE
	G10229	-	Lock Washer, 3/8"
	G10047	-	Hex Head Cap Screw, 3/8"-16 x 1 3/4"
	G10049	-	Hex Head Cap Screw, 3/8"-16 x 2 1/2"
	G10108	-	Lock Nut, 3/8"-16
25	GD1134	2	U-Bolt, 7" x 5" x 5/8"-11
	G10230	4	Lock Washer, 5/8"
	G10104	4	Hex Nut, 5/8"-11
26	GA7129	1	Mount, L.H. (Shown)
	GA7130	-	Mount, R.H.
27	GA5671	1	Transmission Plate, L.H. (Shown)
	GA5672	-	Transmission Plate, R.H.
28	GD14413	-	Torsion Spring, L.H. (Used In R.H. Wrap Spring Wrench) (Shown)
	GD14414	1	Torsion Spring, R.H. (Used In L.H. Wrap Spring Wrench)
29	GD14431	1	Handle
30	G11100	1	Hex Socket Button Head Cap Screw, 1/4"-20 x 1/2", Grade 8
	G10227	1	Lock Washer, 1/4"
	G11453	1	Fender Washer, 1/4"
31	G11075	2	External Inverted Snap Ring, 7/8"
32	G10496	2	External Inverted Snap Ring, 1 1/2"
33	GD14427	1	Tightener Shaft, 4 7/8"
34	G11078	1	Vinyl Cap
35	GD14432	1	Sleeve, 1 1/4"
36	GD19343	1	Release Collar, Gold, R.H. (Shown)
	GD19344	-	Release Collar, Silver, L.H.
37	GA12192	1	Sprocket, 22 Tooth
38	GD26025	-	Bulkhead Mount
39	GD26024	-	Bulkhead Mount
A	G1K378	1	Wrap Spring Wrench Replacement Kit, Blue Collar, R.H. (Items 28-36) (Shown)
	G1K379	-	Wrap Spring Wrench Replacement Kit, Gray Collar, L.H. (Items 28-36)

DFC009/DFC018(TWL36)



ITEM	PART NO.	QTY. (Per Hopper)	DESCRIPTION
1	GA0898	1	Lid W/Retainers, Clips, Rivets, Rubber Straps, and Hardware
	GD1380	-	Front Clip
	GD2412	-	Rear Retainer
	G10655	-	Rivet, $\frac{3}{16}$ " x $1\frac{3}{32}$ "
	GD1210	-	Rubber Strap
	G10171	-	Hex Head Cap Screw, $\frac{5}{16}$ "-18 x $1\frac{1}{4}$ "
	G11386	-	Flat Washer, $\frac{5}{16}$ " SAE
	G10232	-	Lock Washer, $\frac{5}{16}$ "
	G10106	-	Hex Nut, $\frac{5}{16}$ "-18
2	GB0198	1	Auger, R.H.
3	GB0199	1	Auger, L.H.
4	G10133	2	Hex Head Cap Screw, $\frac{5}{16}$ "-18 x $1\frac{1}{2}$ "
	G11386	2	Flat Washer, $\frac{5}{16}$ " SAE
	G10232	2	Lock Washer, $\frac{5}{16}$ "
	G10106	2	Hex Nut, $\frac{5}{16}$ "-18
5	GD7848	1	Shaft
6	G10587	2	Hex Head Cap Screw, $\frac{1}{4}$ "-20 x 2", Stainless Steel
	G10588	2	Hex Nut, $\frac{1}{4}$ "-20, Stainless Steel
7	GD1209	2	Strap
8	G10670	2	Hair Pin Clip, No. 3
9	GD1207	1	Baffle
10	G10303	8	Carriage Bolt, $\frac{5}{16}$ "-18 x 1"
	G11386	8	Flat Washer, $\frac{5}{16}$ " SAE
	G10232	8	Lock Washer, $\frac{5}{16}$ "
	G10106	8	Hex Nut, $\frac{5}{16}$ "-18
11	G10171	4	Hex Head Cap Screw, $\frac{5}{16}$ "-18 x $1\frac{1}{4}$ "
	G10201	4	Special Washer, $\frac{3}{8}$ " x $1\frac{1}{2}$ " O.D.
	GD1213	4	Rubber Washer
	G10232	4	Lock Washer, $\frac{5}{16}$ "
	G10106	4	Hex Nut, $\frac{5}{16}$ "-18
12	G10641	2	Grease Fitting, $\frac{1}{8}$ " NPT
13	GD1379	1	Hopper
14	GD1200	2	Outlet Housing
15	G10303	8	Carriage Bolt, $\frac{5}{16}$ "-18 x 1"
	G10171	-	Hex Head Cap Screw, $\frac{5}{16}$ "-18 x $1\frac{1}{4}$ " (If Applicable)
	G11386	-	Flat Washer, $\frac{5}{16}$ " SAE (If Applicable)
	G10201	8	Special Washer, $\frac{3}{8}$ " x $1\frac{1}{2}$ " O.D.
	GD1213	8	Rubber Washer
	G10232	8	Lock Washer, $\frac{5}{16}$ "
	G10106	8	Hex Nut, $\frac{5}{16}$ "-18
16	G10460	2	Cotter Pin, $\frac{1}{4}$ " x 2"
17	GB0200	2	Bearing
18	G10676	2	Hose Clamp, No. 36, Stainless Steel
19	G10672	2	Hose Clamp, No. 28
20	GD21398	2	Rubber Tube
21	GD1134	2	U-Bolt, 7" x 5" x $\frac{5}{8}$ "-11
	G10230	4	Lock Washer, $\frac{5}{8}$ "
	G10104	4	Hex Nut, $\frac{5}{8}$ "-11
22	G10017	4	Hex Head Cap Screw, $\frac{1}{2}$ "-13 x $1\frac{1}{2}$ "
	G10228	4	Lock Washer, $\frac{1}{2}$ "
	G10102	4	Hex Nut, $\frac{1}{2}$ "-13
23	GD9131	1	Angle, L.H.
24	GA6437	1	Mount, L.H.
25	GD9132	1	Angle, R.H.
26	GA6436	1	Mount, R.H.
27	GD8722	-	Holder, Rubber Tube (As Required)
A	GA6503	-	Hopper Sub-Assembly (Items 8, 10, And 12-15)
B	GA5667	-	Hopper Hardware Box (Items 2-7, 9, 11, 16, And 17)

(TWL38b)



L.H. Side Of Machine Shown

↑  
Direction Of Travel

ITEM	PART NO.	QTY.	DESCRIPTION
1	---	-	<a href="#">See "Dry Fertilizer Drive" on page P225</a>
2	GA7052	-	U-Joint W/Grease Fitting, Female, 10¼" Long
	GR1293	-	Yoke, 7/8" Hex
	GR1294	-	Cross And Bearing Kit
	GR1297	-	Inboard Yoke And Outer Profile
	GR1557	-	Grease Fitting, 45°, Metric
3	G10460	-	Cotter Pin, ¼" x 2"
4	GA7051	-	U-Joint W/Grease Fitting, Male, 12¼" Long
	GR1293	-	Yoke, 7/8" Hex
	GR1294	-	Cross And Bearing Kit
	GR1295	-	Inboard Yoke
	GR1296	-	Inner Profile
	GR1557	-	Grease Fitting, 45°, Metric
	GR1301	-	Spring Pin, 8 mm x 50 mm
5	GD5886	-	Coupler, 1¾"
	GR1557	-	Grease Fitting, 45°, Metric
6	G10233	-	Machine Bushing, 1", 10 Gauge
7	GD7867	-	Coupler, 3"
8	GD2548-15.5	-	Hex Shaft, 7/8" x 15½" (1 Hole)
9	G10602	-	Spring Pin, ¼" x 1½"

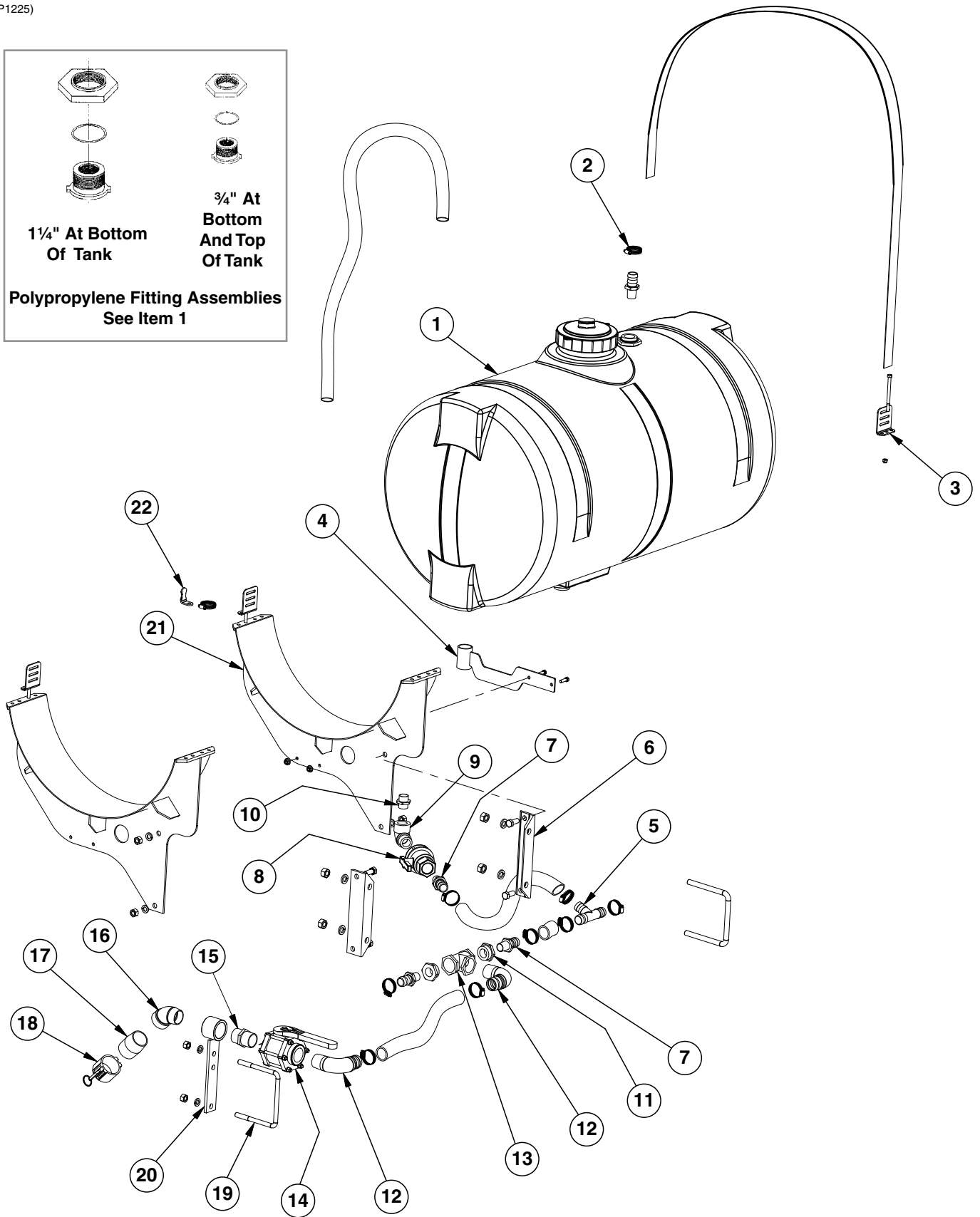
**This page left blank intentionally.**

(IP1225)

1 1/4" At Bottom  
Of Tank

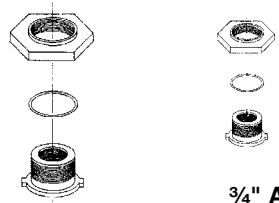
3/4" At  
Bottom  
And Top  
Of Tank

Polypropylene Fitting Assemblies  
See Item 1



ITEM	PART NO.	QTY.	DESCRIPTION
1	GA14049	1	Tank W/Lid and Fittings, 150 Gallon
	GA16428	1	Lid, 7" W/Vacuum Breaker
	GA16157	1	Vacuum Breaker
	GR0513	1	¾" Polypropylene Fitting Assembly (Overflow Fitting, Nut, Bushing And O-Ring) (Top And Bottom Of Tank)
	GR0508	2	1¼" Polypropylene Fitting Assembly (Nut, Bushing And O-Ring) (Bottom Of Tank)
	GR1941	1	Seal
	G10096	1	Pipe Plug, ¾" NPT
2	G10626	1	Adapter, 1¼" NPT To Barb
	G10674	1	Hose Clamp, No. 24
	G4602-04	1	1¼" x 32' Black Helix Hose
3	GD11123	4	Anchor
	GD11124	2	Strap, 84"
	G10901	4	Lock Nut, ¾"-16
	G10485	4	Hex Head Tap Bolt, ¾"-16 x 5"
	G10674	1	Hose Clamp, No. 24
4	GA14112	1	Hose Guide
	G10004	2	Hex Head Cap Screw, ¾"-16 x 1¼"
	G11091	2	Serrated Flange Nut, ¾"-16
5	G10633	1	Tee, 1 ¼" Barb
	G10674	3	Hose Clamp, No. 24
	G4200-03	1	Hose, 1¼" x 32', 12 Row 30"
	G4200-06	-	Hose, 1¼" x 40', 16 Row 30"
6	GD10110	2	Mounting Angle (2 Per Tank)
	GD1747	2	U-Bolt, 5" x 7" x ¾"-10
	G10231	4	Lock Washer, ¾"
	G10105	4	Hex Nut, ¾"-10
7	G10626	3	Adapter, 1¼" NPT To Barb
	G10674	3	Hose Clamp, No. 24
8	GA4976	1	Shutoff Valve, 1¼" NPT
	GR1015	-	Body O-Ring
	GR1016	-	Stem O-Ring
	GR1017	-	Teflon Seat
	GR1018	-	Ball
	GR1019	-	Handle
9	G10887	1	Elbow, 90°, 1¼" Male NPT To Female
10	G10619	1	Close Nipple, 1¼" NPT
11	G10616	2	Reducing Bushing, 2" Male NPT To 1¼" Female
12	G10630	2	Elbow, 90°, 2" NPT To Barb
	G10676	2	Hose Clamp, No. 36, Stainless Steel
	G4201-03	1	Hose, 2" x 18', 12 and 16 Row
13	G10888	1	Tee, 2" Female NPT
14	GA2660	1	Shutoff Valve, 2" NPT
15	G10623	1	Close Nipple, 2" NPT
16	G10889	1	Elbow, 45°, 2" Male NPT To Female
17	GD3623	1	Adapter, 2" Male NPT To Cam Lock
18	GD3951	1	Dust Cap, 2" Cam Lock
19	GD1113	1	U-Bolt, 5" x 7" x 5/8"-11
	G10230	2	Lock Washer, 5/8"
	G10104	2	Hex Nut, 5/8"-11
20	GA7845	1	Quick Fill Mount, 2"
21	GA7133	2	Tank Mount (2 Per Tank)
	GD1862	1	Pad, 8" x 14' (For Two 30" Tanks)
	G10007	4	Hex Head Cap Screw, 5/8"-11 x 1½"
	G10230	4	Lock Washer, 5/8"
	G10104	4	Hex Nut, 5/8"-11
22	GD20060	1	Hose Bracket
	G10674	1	Hose Clamp, No. 24

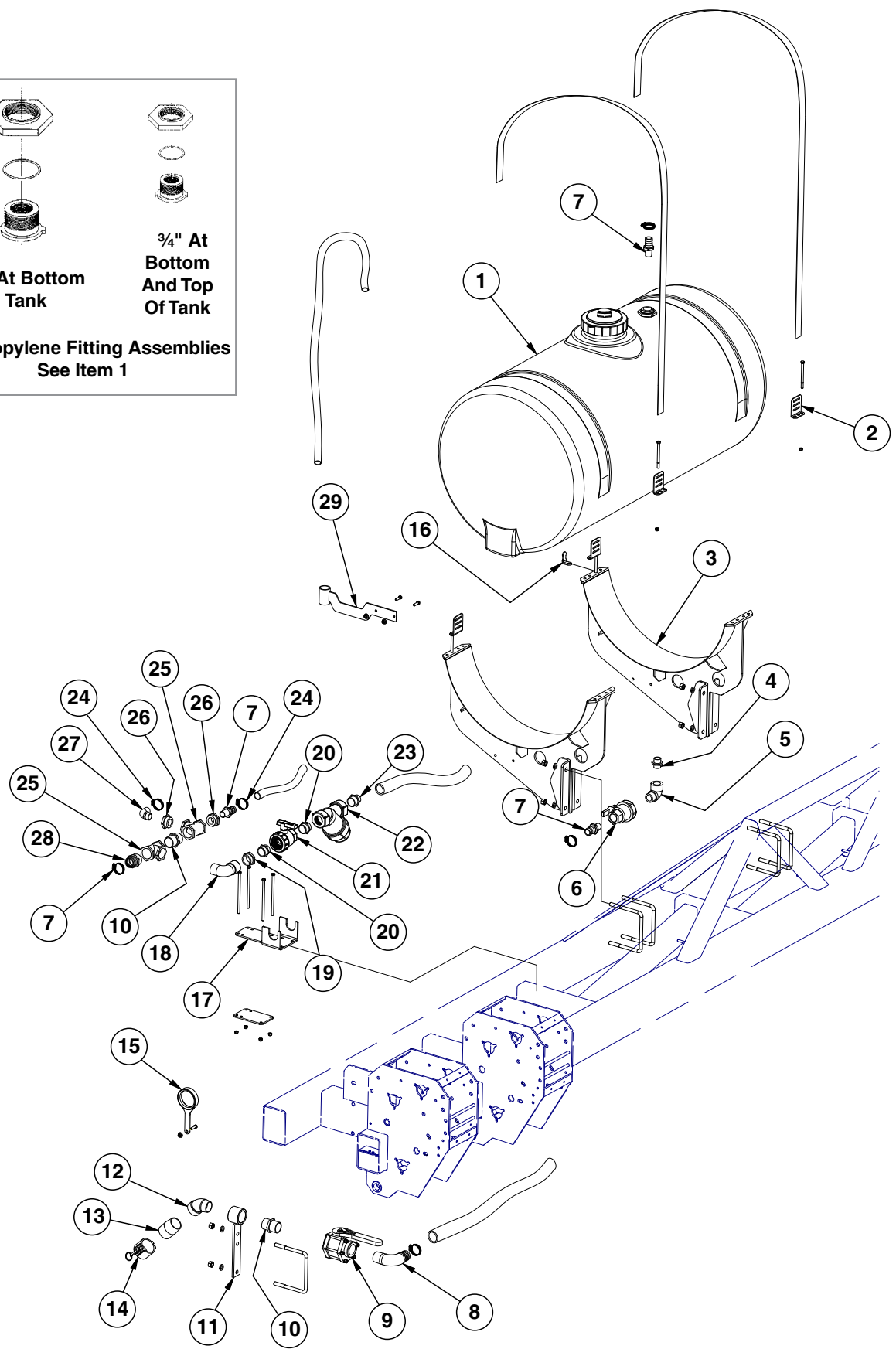
(IP1244)



1 1/4" At Bottom  
Of Tank

3/4" At  
Bottom  
And Top  
Of Tank

Polypropylene Fitting Assemblies  
See Item 1





ITEM	PART NO.	QTY.	DESCRIPTION
1	GA14050	1	Tank W/Sealed Lid, 200 Gallon
	GA16428	1	Lid, 7" W/Vaccum Breaker
	GA16157	1	Vacuum Breaker
	GR0513	1	¾" Polypropylene Fitting Assembly (Overflow Fitting, Nut, Bushing And O-Ring) (Top And Bottom Of Tank)
	GR0508	2	1¼" Polypropylene Fitting Assembly (Nut, Bushing And O-Ring) (Bottom Of Tank)
2	GD11123	4	Anchor
	GD11124	2	Strap, 84"
	G10485	4	Hex Head Tap Bolt, ⅜"-16 x 5"
	G10901	4	Lock Nut, ⅜"-16
3	GA13716	2	200 Gallon Tank Mount
	GD1862	2	Pad, 8" x 14" (For Two 30" Tanks)
	GD11113	4	U-Bolt, 5" x 7" x ⅝"-11
	G10230	8	Lock Washer, ⅝"
	G10104	8	Hex Nut, ⅝"-11
4	G10619	1	Close Nipple, 1¼" NPT
5	G10887	1	Elbow, 90°, 1¼" Male NPT To Female
6	GA4976	1	Shutoff Valve, 1¼" NPT
	GR1015	-	Body O-Ring
	GR1016	-	Stem O-Ring
	GR1017	-	Teflon Seat
	GR1018	-	Ball
	GR1019	-	Handle
7	G10626	3	Adapter, 1¼" NPT To Barb
	G10676	2	Hose Clamp, No. 36, Stainless Steel
	G4200-14	1	Hose, 1¼" x 30'
8	G10630	1	Elbow, 90°, 2" NPT To Barb
	G10676	1	Hose Clamp, No. 36, Stainless Steel
	G4206-04	1	Hose, 2" x 8'
9	GA2660	1	Shutoff Valve, 2" NPT
10	G10623	2	Close Nipple, 2" NPT
11	GA7845	1	Quick Fill Mount, 2"
	GD11113	1	U-Bolt, 5" x 7" x ⅝"-11
	G10230	2	Lock Washer, ⅝"
	G10104	2	Hex Nut, ⅝"-11
12	G10889	1	Elbow, 45°, 2" Male NPT To Female
13	GD3623	1	Adapter, 2" Male NPT To Cam Lock
14	GD3951	1	Dust Cap, 2" Cam Lock
15	GA14111	1	Hose Guide
	G10004	1	Hex Head Cap Screw, ⅜"-16 x 1¼"
	G11091	1	Serrated Flange Nut, ⅜"-16
16	GD20060	1	Hose Bracket
	G10004	1	Hex Head Cap Screw, ⅜"-16 x 1¼"
	G11091	1	Serrated Flange Nut, ⅜"-16
17	GD19422	1	1½" Ball Valve Bracket
	GD2117	2	Tie Strap, 14½"
	GD19423	1	Clamp Plate
	G10686	4	Hex Head Cap Screw, ⅜"-16 x 8"
	G10108	4	Lock Nut, ⅜"-16
18	G10287	1	Elbow, 90°, 2" Male NPT To Female
19	G11308	1	Reducing Bushing, 2" Male NPT to 1½" Female

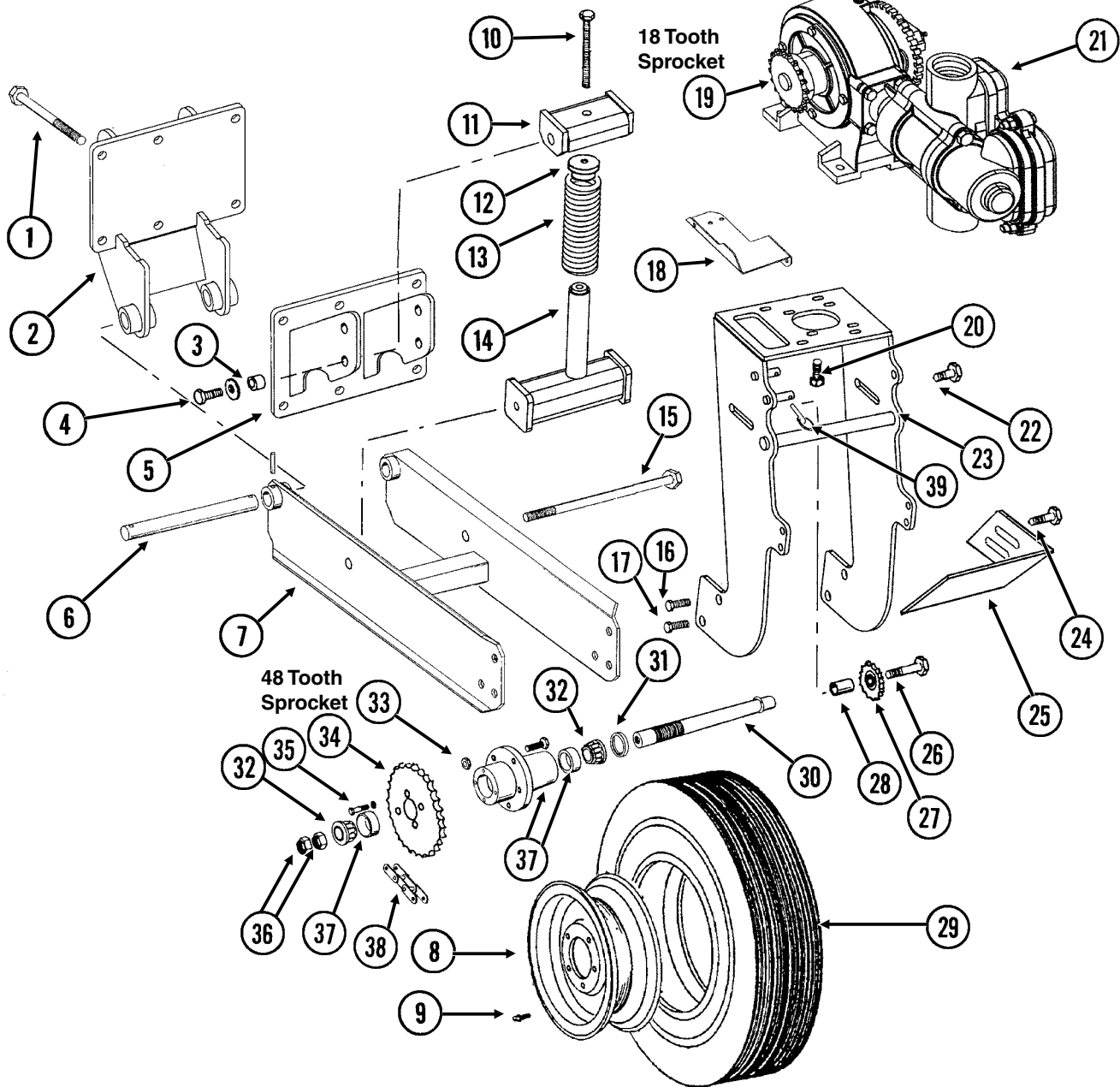
Continued on the next page.

ITEM	PART NO.	QTY.	DESCRIPTION
20	G11306	2	1½" Close Nipple
21	GA13622	1	1½" Ball Valve
22	GA13623	1	Strainer, 1½"
	GR0880	-	Screen, No. 40 Mesh
	GR0881	-	Gasket
	GR0882	-	Y-Body
	GR0883	-	End Cap
23	G10627	1	Adapter, 1½" NPT to Barb
	G4202-04	1	Hose, 1½" x 30'
24	G10674	2	Hose Clamp, No. 24
25	G10888	2	Tee, 2" Female NPT
26	G10616	2	Reducing Bushing, 2" Male NPT To 1¼" Female
27	G10629	1	Elbow, 90°, 1¼" NPT To Barb
28	G10628	1	Adapter, 2" NPT To Barb
29	GA14112	1	Hose Guide
	G10004	2	Hex Head Cap Screw, ⅜"-16 x 1¼"
	G11091	2	Serrated Flange Nut, ⅜"-16
	G4602-02	1	Hose, 1¼" x 22'

**This page left blank intentionally.**

(TWL219rr)

48 Tooth Drive Sprocket And 18 Tooth Driven Sprocket

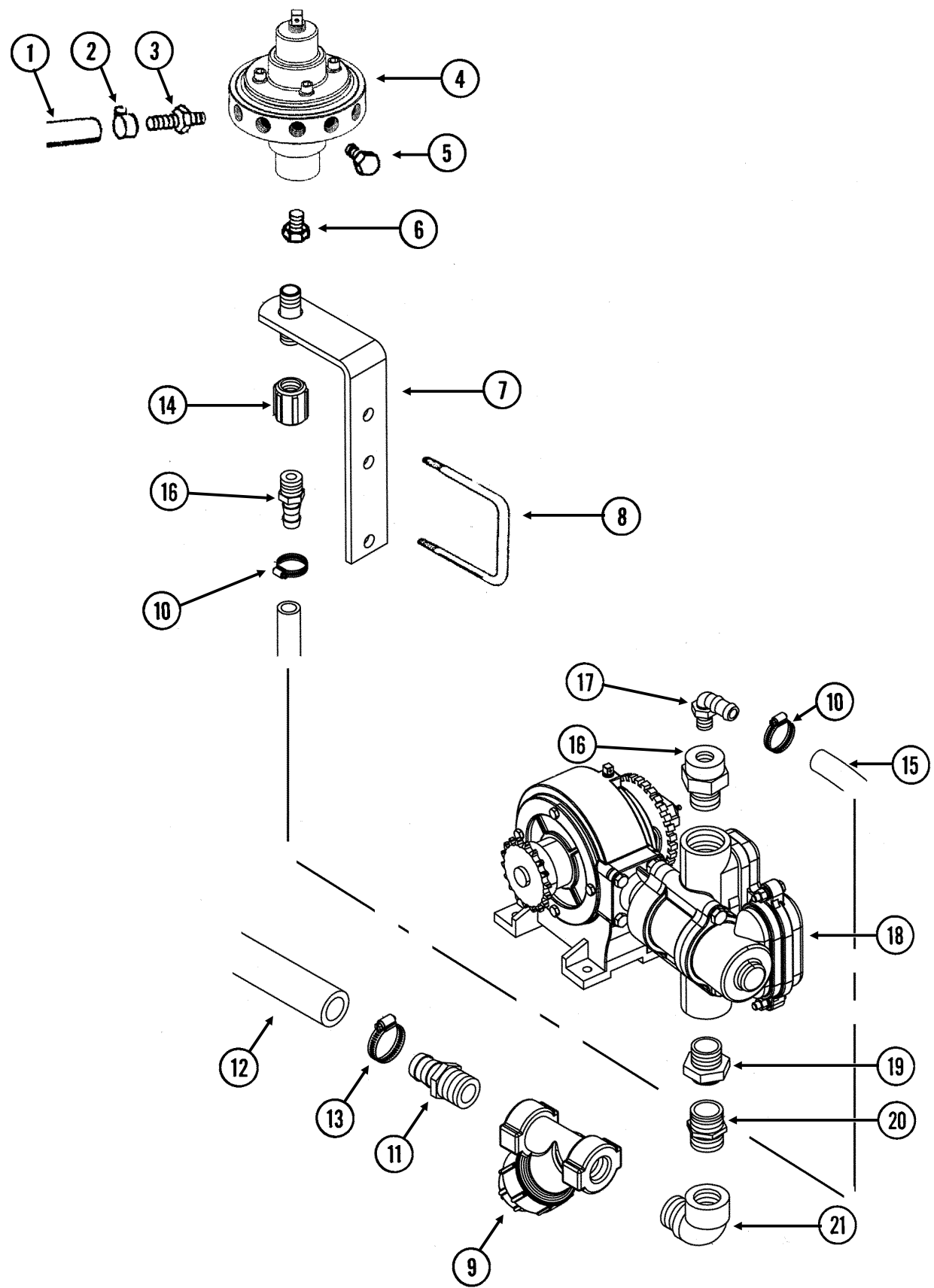


ITEM	PART NO.	QTY.	DESCRIPTION
1	G10830	6	Hex Head Cap Screw, 5/8"-11 x 7 1/2"
	G10230	6	Lock Washer, 5/8"
	G10104	6	Hex Nut, 5/8"-11
2	GA10624	1	Wheel Arm Mount
3	GB0218	2	Bushing, 2 1/32" I.D. x 7/8" O.D. x 1 9/32" Long
4	G10005	2	Hex Head Cap Screw, 5/8"-11 x 1 3/4"
	G11391	2	Flat Washer, 5/8" SAE
	G10107	2	Lock Nut, 5/8"-11
	5	GA10622	1
6	GD2681	1	Pin, 1 1/4" x 1 3/2"
	G10460	2	Cotter Pin, 1/4" x 2"

ITEM	PART NO.	QTY.	DESCRIPTION
7	GA10621	1	Arm W/Grease Fittings
	G10641	2	Grease Fitting, 1/8" NPT
8	GA0241	1	Wheel, 5" x 15"
9	GD1166	1	Valve Stem
10	G10012	1	Hex Head Cap Screw, 5/8"-11 x 6 1/2"
	G11391	1	Flat Washer, 5/8" SAE
11	GA10908	1	Spring Mount
12	GB0196	1	Washer
13	GD7831	1	Compression Spring
14	GA10907	1	Spring Guide
15	G11122	1	Hex Head Cap Screw, 5/8"-11 x 12"
	G10107	1	Lock Nut, 5/8"-11
16	G10026	2	Hex Head Cap Screw, 3/4"-10 x 2"
	G10231	2	Lock Washer, 3/4"
17	G11042	2	Hex Head Cap Screw, 3/4"-10 x 1 3/4"
	G10231	2	Lock Washer, 3/4"
	G10105	2	Hex Nut, 3/4"-10
18	GD13744	1	Hose Holder
19	GR1146	1	Sprocket, 18 Tooth
20	G10003	4	Hex Head Cap Screw, 3/8"-16 x 1 1/2"
	GR1122	4	Mounting Pad
	G11387	8	Flat Washer, 3/8" SAE
	G10229	4	Lock Washer, 3/8"
	G10101	4	Hex Nut, 3/8"-16
	GR0200	1	Offset Link, No. 2050
21	---	-	<a href="#">See "Liquid Fertilizer Piston Pump (Uses 18 Tooth Sprocket)" on page P243</a>
22	G10007	2	Hex Head Cap Screw, 5/8"-11 x 1 1/2"
	G11391	2	Flat Washer, 5/8" SAE
	G10230	2	Lock Washer, 5/8"
	G10104	2	Hex Nut, 5/8"-11
23	GA10894	1	Pump Mount
24	G10017	2	Hex Head Cap Screw, 1/2"-13 x 1 1/2"
	G11389	2	Flat Washer, 1/2" SAE
	G10228	2	Lock Washer, 1/2"
	G10102	2	Hex Nut, 1/2"-13
25	GD13328	1	Scraper
26	G10013	1	Hex Head Cap Screw, 5/8"-11 x 3 1/2"
	G11391	1	Flat Washer, 5/8" SAE
	G10230	1	Lock Washer, 5/8"
	G10104	1	Hex Nut, 5/8"-11
27	GA0262	1	Idler Sprocket W/Bearing, 15 Tooth
28	GD7817-05	1	Spacer, 1 1/16" I.D. x 1 1/4" Long
29	GD0844	1	Tire, 7.60" x 15", 8 Ply (Specify Brand*)
30	GA2559	1	Spindle
31	GA0252	2	Seal
32	GA0251	2	Bearing
33	GR0267	5	Lug Nut, 1/2"-20
34	G2500-84	1	Sprocket, 48 Tooth
35	G10019	4	Hex Head Cap Screw, 5/16"-18 x 1"
	G10232	4	Lock Washer, 5/16"
36	GD0831	2	Shoulder Nut, 1 1/4"-12 UNF-2A
37	GA0547	1	Hub W/Cups And Studs, 5 Bolt
	GR0190	2	Cup
	GR0204	5	Stud
38	G3200-63	-	Chain, No. 2050, 63 Pitch Including Connector And Offset Link, Used With NGP-7075 Piston Pump
	GR0195	-	Connector Link, No. 2050
	GR0200	-	Offset Link, No. 2050
39	GD2558	1	Lynch Pin, 1/4"

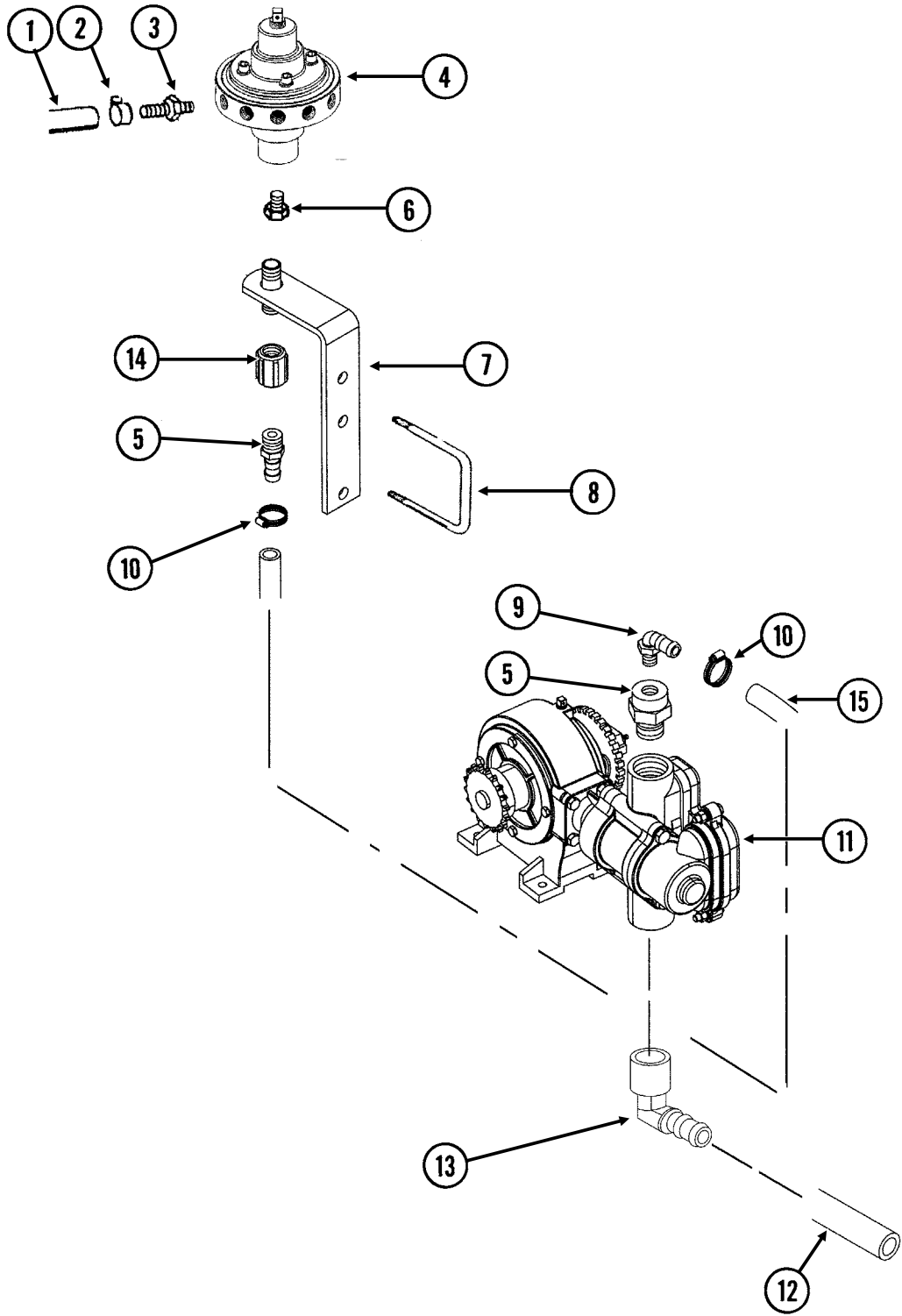
\* Specific brand requests will be supplied only as available from current Kinze Repair Parts stock. If a specific brand requested is not in stock, the brand available will be supplied. Different brand tires may have different diameters. Change in tire brand may affect rates. Field checks are recommended after any change in tires.

(FRTZ280/FRTZ298)



ITEM	PART NO.	QTY.	DESCRIPTION
1	G4301-06	1	Hose, 3/8" x 160', 12 Row
	G4301-05	1-2	Hose, 3/8" x 120', 16 Row
2	G10681	-	Hose Clamp, No. 6
3	GD11700	-	Adapter, 1/4" NPT To 3/8" Barb
4	---	-	<a href="#">See "Liquid Fertilizer Piston Pump Flow Divider" on page P245</a>
5	G10292	-	Pipe Plug, 1/4" NPT
6	G10995	1	Reducing Bushing, 1" Male NPT To 3/4" Female, Stainless Steel (If Applicable)
7	GA6527	1	Mount, 3/4" NPT
8	GD1113	1	U-Bolt, 5" x 7" x 5/8"-11
	G10230	2	Lock Washer, 5/8"
	G10104	2	Hex Nut, 5/8"-11
9	GA3893	1	Strainer Complete
	GR0880	-	Screen, No. 40 Mesh
	GR0881	-	Gasket
	GR0882	-	Y-Body
	GR0883	-	End Cap
10	G10278	-	Hose Clamp, No. 16
11	G10626	2	Adapter, 1 1/4" NPT To Barb
12	---	-	<a href="#">See "Liquid Fertilizer Tanks, Saddles, Saddle Mounts, and Hoses (Conventional)" on page P231</a>
13	G10674	2	Hose Clamp, No. 24
14	G11083	1	Coupler, 3/4" Female NPT
15	G4205-10	-	Hose, 3/4" x 200"
16	G10734	1	Reducing Bushing, 1 1/2" Male NPT To 3/4" Female
17	G10917	1	Elbow, 90°, 3/4" NPT To Barb
18	---	-	<a href="#">See "Liquid Fertilizer Piston Pump (Uses 18 Tooth Sprocket)" on page P243</a>
19	G10615	1	Reducing Bushing, 1 1/2" Male NPT To 1 1/4" Female
20	G10619	1	Close Nipple, 1 1/4" NPT
21	G10887	1	Elbow, 90°, 1 1/4" Male NPT To Female

(FRTZ298b)

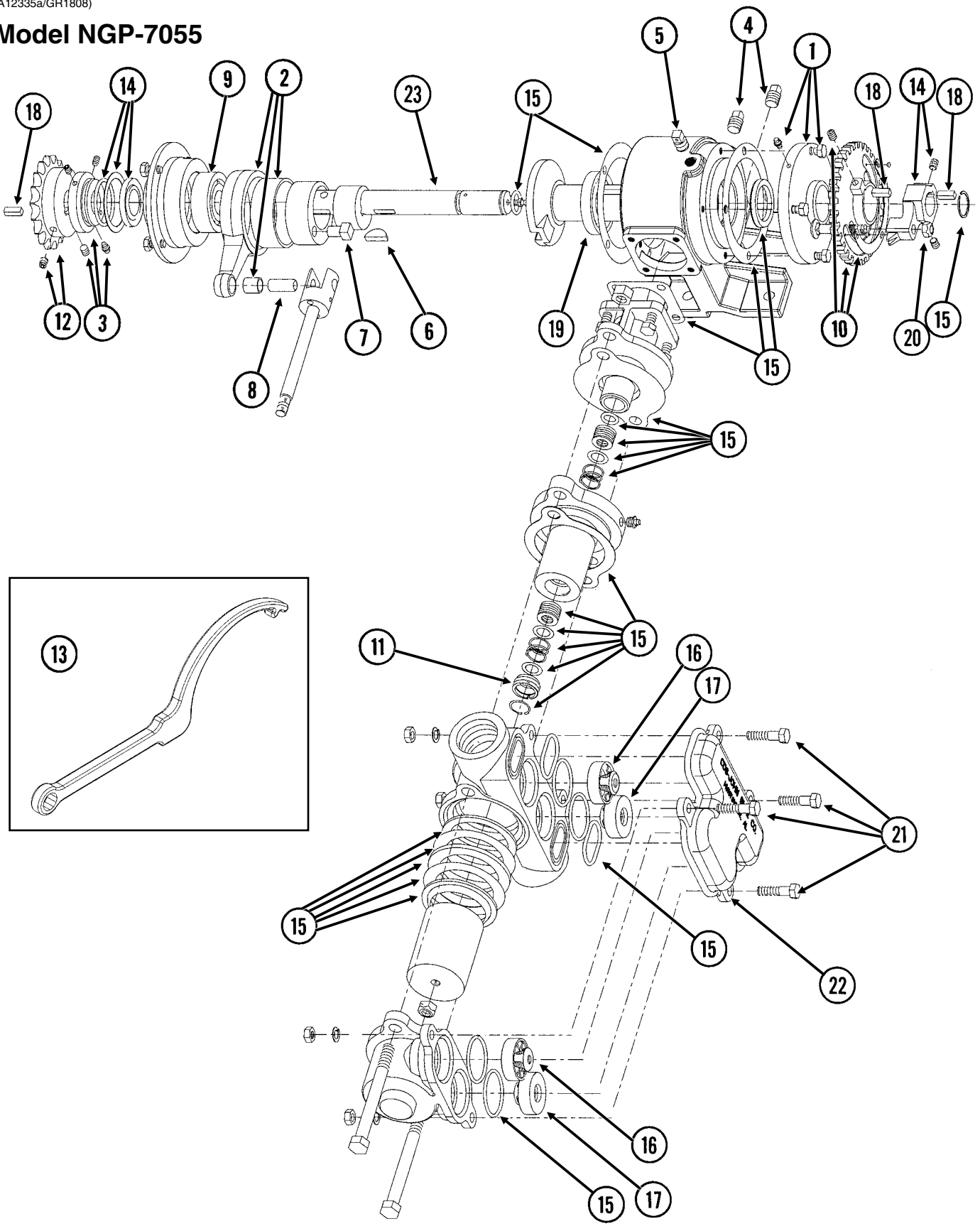




ITEM	PART NO.	QTY.	DESCRIPTION
1	G4301-06	1	Hose, 3/8" x 160', 12 Row
	G4301-05	1-2	Hose, 3/8" x 120', 16 Row
2	G10681	-	Hose Clamp, No. 6
3	GD11700	-	Adapter, 1/4" NPT To 3/8" Barb
4	---	-	<a href="#">See "Liquid Fertilizer Piston Pump Flow Divider" on page P245</a>
5	G10734	1	Reducing Bushing, 1 1/2" Male NPT To 3/4" Female
6	G10995	1	Reducing Bushing, 1" Male NPT To 3/4" Female, Stainless Steel (If Applicable)
7	GA6527	1	Mount, 3/4" NPT
8	GD1113	1	U-Bolt, 5" x 7" x 5/8"-11
	G10230	2	Lock Washer, 5/8"
	G10104	2	Hex Nut, 5/8"-11
9	G10917	1	Elbow, 90°, 3/4" NPT To Barb
10	G10278	-	Hose Clamp, No. 16
11	---	-	<a href="#">See "Liquid Fertilizer Piston Pump (Uses 18 Tooth Sprocket)" on page P243</a>
12	---	-	<a href="#">See "Liquid Fertilizer Tanks, Saddles, Saddle Mounts, and Hoses (ASD)" on page P233</a>
13	G11305	1	1 1/2" Male NPT/Hose Barb Elbow
14	G11083	1	Coupler, 3/4" Female NPT
15	G4205-10	-	Hose, 3/4" x 200"

(A12335a/GR1808)

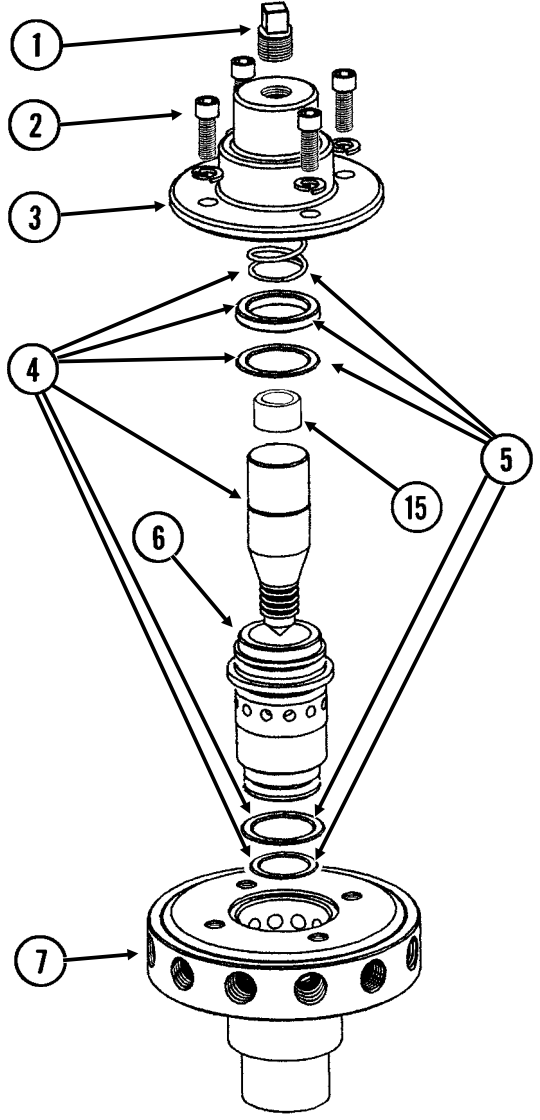
Model NGP-7055



ITEM	PART NO.	QTY.	DESCRIPTION
1	GR1804	1	Flange Cover Assembly
	G10991	4	Hex Head Cap Screw, 5/16"-18 x 7/8"
2	GR1803	1	Connecting Rod Assembly
3	GR1801	1	Spacer Assembly
	G10693	3	Hex Socket Head Set Screw, 5/16"-18 x 3/8"
4	GR1123	2	Plug
5	GR1543	1	Vent Plug
6	GR1112	1	Woodruff Key
7	GR1120	1	Eccentric Pin
8	GR1124	1	Pin
9	GR1104	1	Bearing
10	GR1805	1	Setting Hub Assembly
11	GR1134	1	Stuffing Box Insert
12	GR1146	1	Sprocket, 18 Tooth
13	GR1808	1	Adjustment Wrench
14	GR1806	1	Setting Pointer Assembly
15	GR1796	1	Repair Kit, Includes: (6) Gaskets, (9) O-Rings, (4) Washers, (1) Retaining Ring, (2) Oil Seals, (1) Snap Ring, (1) Thrust Washer, (1) Rod Bushing, (2) Flange Plunger Packings, (2) Packing Springs, (2) Rod Vee Packing Sets
16	GR1800	2	Discharge Valve Assembly
17	GR1798	2	Suction Valve Assembly
18	GR1118	3	Setting Arm Key
19	GR1116	1	Bearing
20	G10306	1	Carriage Bolt, 3/8"-16 x 2"
	G10108	1	Lock Nut, 3/8"-16
21	G10003	4	Hex Head Cap Screw, 3/8"-16 x 1 1/2"
	G11387	4	Flat Washer, 3/8" SAE
	G10229	4	Lock Washer, 3/8"
	G10101	4	Hex Nut, 3/8"-16
22	GR2011	1	Valve Cover, NPG-7055
23	GR2185	-	Crankshaft
A	GA12335	-	Piston Pump Complete W/18 Tooth Sprocket (Model NGP-7055)

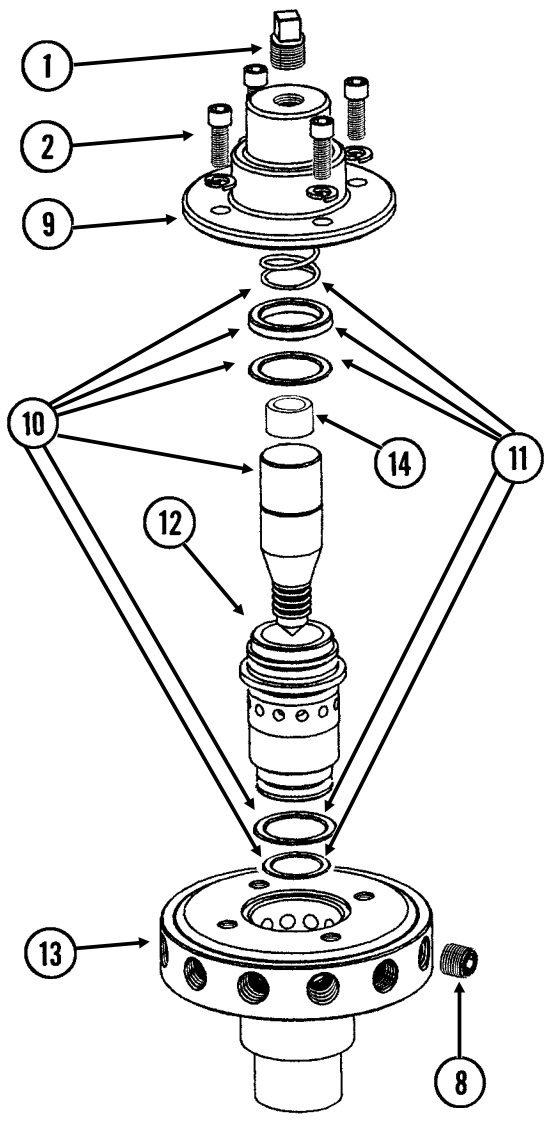
(FRTZ159/PT40a/FRTZ202c)

**Model FD-1200 Flow Divider,  
12 Outlet**



3/4" NPT

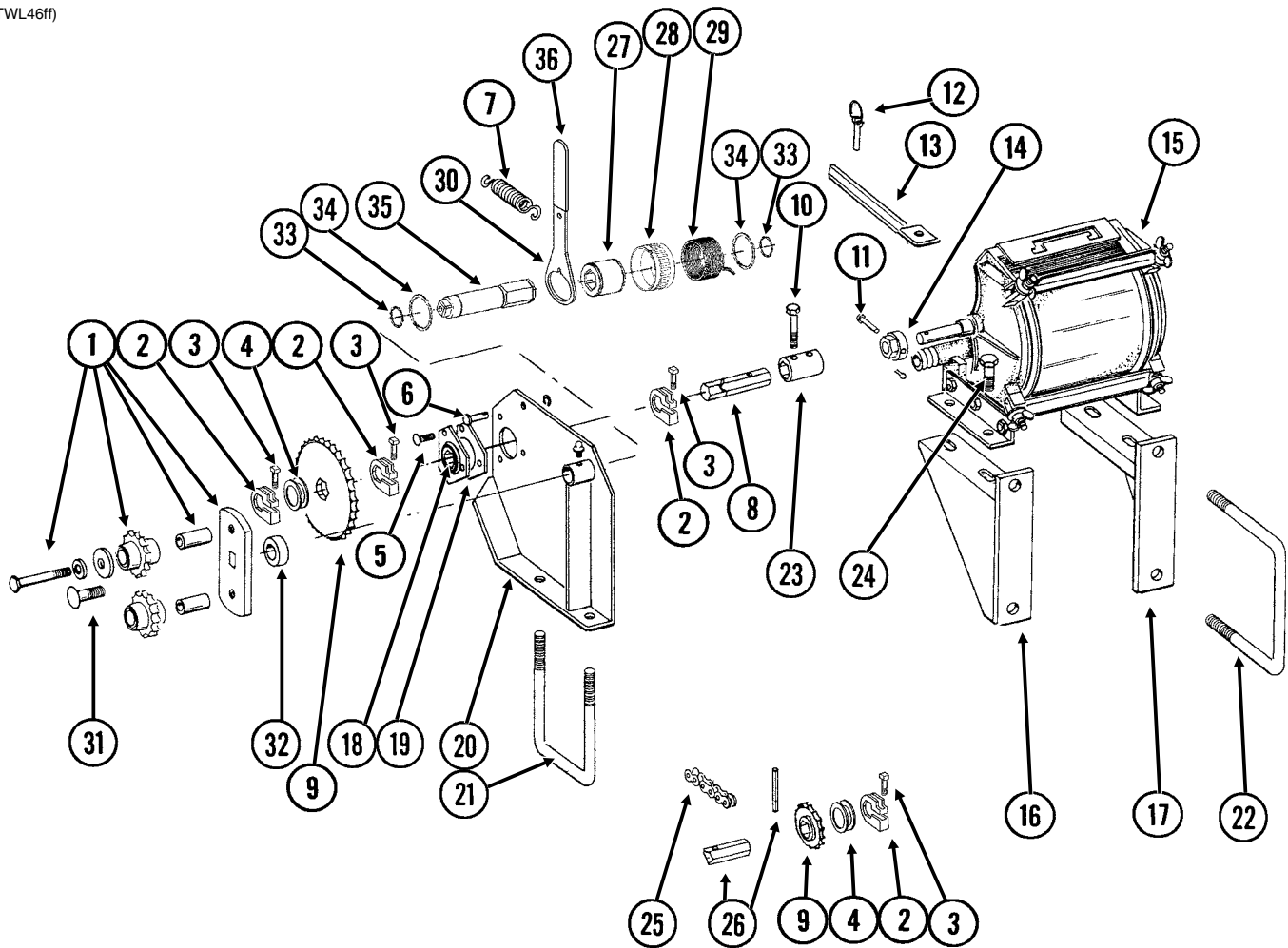
**Model FD-2000 Flow Divider,  
20 Outlet**



1" NPT

ITEM	PART NO.	QTY.	DESCRIPTION
1	GR1543	1	Vent Plug
2	GR1542	4	Hex Socket Head Screw, 1/4"-20 x 3/4"
	GR1541	4	Lock Washer, 1/4", Stainless Steel
3	GR1540	1	Cap
4	GR1544	1	Needle Assembly W/Seal Kit (Item 22)
5	GR1545	1	Seal Kit, Includes: (3) O-Rings, (1) Seal, (1) Spring
6	GR1535	1	Sleeve
7	GR1533	1	Body, 12 Outlets
8	G10350	4	Hex Socket Head Plug, 1/4" NPT, Stainless Steel
9	GR1566	1	Cap
10	GR1567	1	Needle Assembly W/Seal Kit (Item 22)
11	GR1568	1	Seal Kit, Includes: (3) O-Rings, (1) Seal, (1) Spring
12	GR1561	1	Sleeve
13	GR1559	1	Body, 20 Outlets
14	GR1575	1	Sleeve, Stainless Steel
15	GR1574	1	Sleeve, 1" O.D. x 1/2" Long, Stainless Steel
A	GA8931	1	Liquid Fertilizer Piston Pump Flow Divider Complete, 12 Outlet (Model FD-1200) (Items 1-7) (12 Row Sizes)
B	GA9407	1	Liquid Fertilizer Piston Pump Flow Divider Complete, 20 Outlet (Model FD-2000) (Items 1, 2 And 8-14) (16 Row Size)

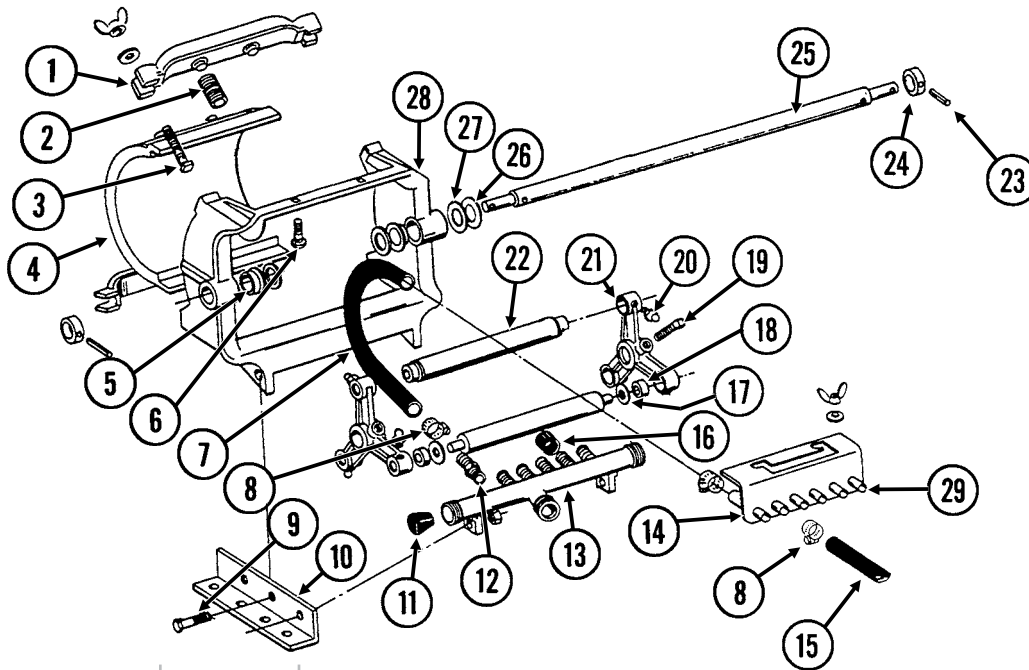
(TWL46ff)



ITEM	PART NO.	QTY. (Per Side)	DESCRIPTION
1	GA7336	1	Idler W/Bolt-On Sprockets
	GD7426	-	Sprocket, 12 Tooth
	GD1026	-	Sleeve, 1 <sup>3</sup> / <sub>16</sub> " Long
	G11387	-	Flat Washer, <sup>3</sup> / <sub>8</sub> " SAE
	G10229	-	Lock Washer, <sup>3</sup> / <sub>8</sub> "
	G10047	-	Hex Head Cap Screw, <sup>3</sup> / <sub>8</sub> "-16 x 1 <sup>3</sup> / <sub>4</sub> "
	GD11045	4	Lock Clamp
2	G10130	4	Square Head Machine Bolt, <sup>5</sup> / <sub>16</sub> "-18 x 1 <sup>3</sup> / <sub>4</sub> "
	G10923	4	Flange Nut, <sup>5</sup> / <sub>16</sub> "-18, No Serration
4	G10233	-	Machine Bushing, 1", 10 Gauge (As Required)
	G10303	3	Carriage Bolt, <sup>5</sup> / <sub>16</sub> "-18 x 1"
5	G11386	3	Flat Washer, <sup>5</sup> / <sub>16</sub> " SAE
	G10232	3	Lock Washer, <sup>5</sup> / <sub>16</sub> "
	G10106	3	Hex Nut, <sup>5</sup> / <sub>16</sub> "-18
	G10478	1	Clevis Pin, <sup>5</sup> / <sub>16</sub> " x 1"
6	G10409	1	Retaining Ring, <sup>5</sup> / <sub>16</sub> "
	GD5857	1	Spring
8	GD2548-54	-	Hex Shaft, <sup>7</sup> / <sub>8</sub> " x 54" (1 Hole), 12/16 Row

ITEM	PART NO.	QTY. (Per Side)	DESCRIPTION
9	GA5105	1	Sprocket, 15 Tooth
	GA5106	1	Sprocket, 17 Tooth
	GA5107	1	Sprocket, 19 Tooth
	GA5108	1	Sprocket, 23 Tooth
	GA5109	1	Sprocket, 24 Tooth
	GA5114	2	Sprocket, 30 Tooth
	GA6514	1	Sprocket, 46 Tooth
	GA5194	1	Sprocket, 50 Tooth
	GA6515	-	Sprocket, 62 Tooth
	GA5195	1	Sprocket, 66 Tooth
10	G10339	1	Hex Head Cap Screw, 5/16"-18 x 2"
	G10232	1	Lock Washer, 5/16"
	G10106	1	Hex Nut, 5/16"-18
11	G10821	1	Clevis Pin, 3/16" x 2"
	G10455		Cotter Pin, 1/16" x 1/2"
12	GD2558	1	Lynch Pin, 1/4"
13	GA5146	1	Sprocket Storage Rod
14	GD7127	1	Shear Coupler
15	---	-	<a href="#">See "Liquid Fertilizer Squeeze Pump, 12 Row" on page P249</a> <a href="#">See "Liquid Fertilizer Squeeze Pump, 16 Row" on page P250</a>
16	GA4619	1	Pump Mount, L.H.
17	GA4620	1	Pump Mount, R.H.
18	G2100-03	1	Bearing, 7/8" Hex Bore, Spherical
19	G3400-01	2	Flangette
20	GA4617	1	Drive Plate W/Grease Fitting
	GA4618	-	Drive Plate W/Grease Fitting (Shown)
	G10640	-	Grease Fitting, 1/4"-28
21	GD1134	1	U-Bolt, 7" x 5" x 5/8"-11
	G10230	2	Lock Washer, 5/8"
	G10104	2	Hex Nut, 5/8"-11
22	GD1113	2	U-Bolt, 5" x 7" x 5/8"-11
	G10230	4	Lock Washer, 5/8"
	G10104	4	Hex Nut, 5/8"-11
23	GD6924	1	Coupler
24	G10004	4	Hex Head Cap Screw, 3/8"-16 x 1 1/4"
	G11387	4	Flat Washer, 3/8" SAE
	G10229	4	Lock Washer, 3/8"
	G10101	4	Hex Nut, 3/8"-16
25	G3310-170	1	Chain, No. 40, 170 Pitch Including Connector Link
	GR0912	-	Connector Link, No. 40
26	---	-	<a href="#">See "Seed Rate Transmission and Row Unit Drill Shafts" on page P135</a>
27	GD14432	1	Sleeve, 1 1/4"
28	GD19344	-	Release Collar, Gray, L.H. (Shown)
	GD19343	1	Release Collar, Blue, R.H.
29	GD14414	1	Torsion Spring, R.H. (Used In L.H. Wrap Spring Wrench) (Shown)
	GD14413	-	Torsion Spring, L.H. (Used In R.H. Wrap Spring Wrench)
30	GD14431	1	Handle
31	G11100	1	Hex Socket Button Head Cap Screw, 1/4"-20 x 1/2", Grade 8
	G10227	1	Lock Washer, 1/4"
	G11453	1	Fender Washer, 1/4"
32	GD2734-08	1	Sleeve, 1 1/4" O.D. x 5/8" Long
33	G11075	2	External Inverted Snap Ring, 7/8"
34	G10496	2	External Inverted Snap Ring, 1 1/2"
35	GD14427	1	Tightener Shaft, 4 7/8"
36	G11078	1	Vinyl Cap
A	G1K269	-	Lock Clamp Kit (Items 2 and 3)
B	G1K379	-	Wrap Spring Wrench Replacement Kit, Gray Collar, L.H. (Items 27-36) (Shown)
	G1K378	1	Wrap Spring Wrench Replacement Kit, Blue Collar, R.H. (Items 27-36)

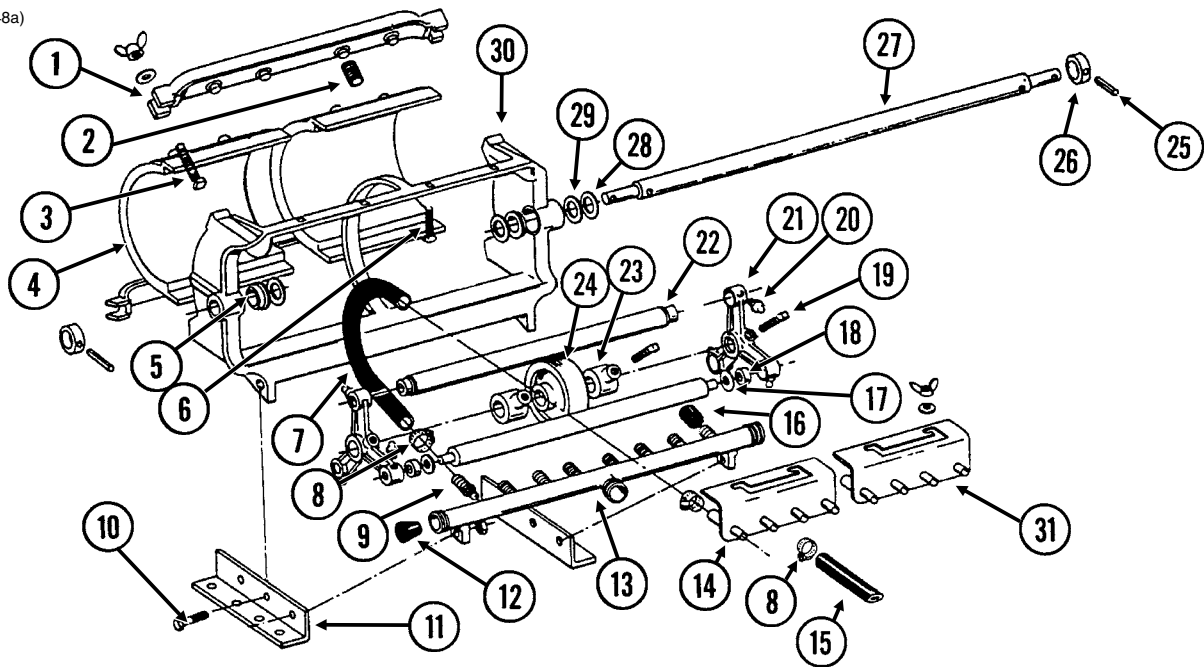
LFC011/LFC011(PT47a)



ITEM	PART NO.	QTY.	DESCRIPTION
1	GR0216	2	Spring Anchor Bar
2	GR0214	4	Spring
3	G10130	4	Square Head Machine Bolt, 5/16"-18 x 1 3/4"
	G11386	4	Flat Washer, 5/16" SAE
	G10144	4	Wing Nut, 5/16"-18
4	GR0212	1	Plate
5	GR0207	2	Nylon Bushing
6	G10303	2	Carriage Bolt, 5/16"-18 x 1"
	G11386	2	Flat Washer, 5/16" SAE
	G10144	2	Wing Nut, 5/16"-18
7	GR0215	6	Metering Hose, 1/2" x 13"
8	G10681	-	Hose Clamp, No. 6
9	G10004	4	Hex Head Cap Screw, 3/8"-16 x 1 1/4"
	G10101	4	Hex Nut, 3/8"-16
10	GR0213	2	Angle
11	GR0217	2	Manifold Plug
12	GR0232	6	Adapter
13	GR0228	1	Intake Manifold
14	GR1484	1	Discharge Manifold Less Hose Barbs
15	G4301-06	1	Hose, 3/8" x 160', 12 Row 30"
16	GR0211	-	Rubber Cap
17	GR0229	6	Nylon Washer
18	GR1626	6	Bushing
19	G10131	2	Square Head Set Screw, 5/16"-18 x 3/4"
20	G10640	8	Grease Fitting, 1/4"-28
21	GR0231	2	Roller Arm
22	GR0233	3	Roller
23	G10718	2	Spring Pin, 5/16" x 1 1/8"
24	GD9109	2	Sleeve
25	GD9107	1	Shaft
26	GR0226	2	Shim, 3/64"
27	GR0225	2	Shim, 1/32"
28	GR0208	1	Frame
29	GR1577	6	Nylon Hose Barb, 1/2" x 3/8" (If Applicable)
A	GA8691	2	Squeeze Pump Complete, 6 Rows (Items 1-13, 15-22 And 25-29)

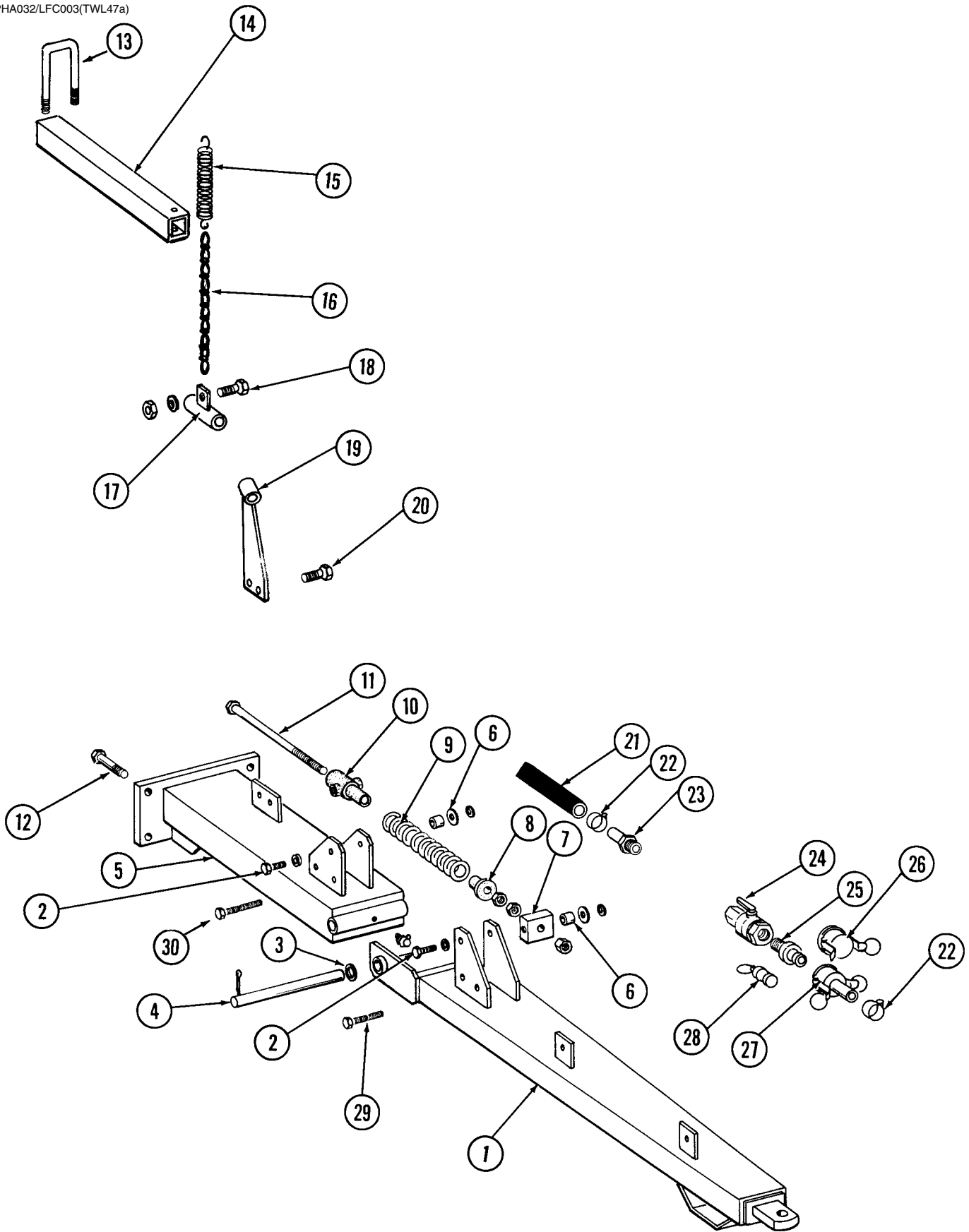


LFC010(PT48a)



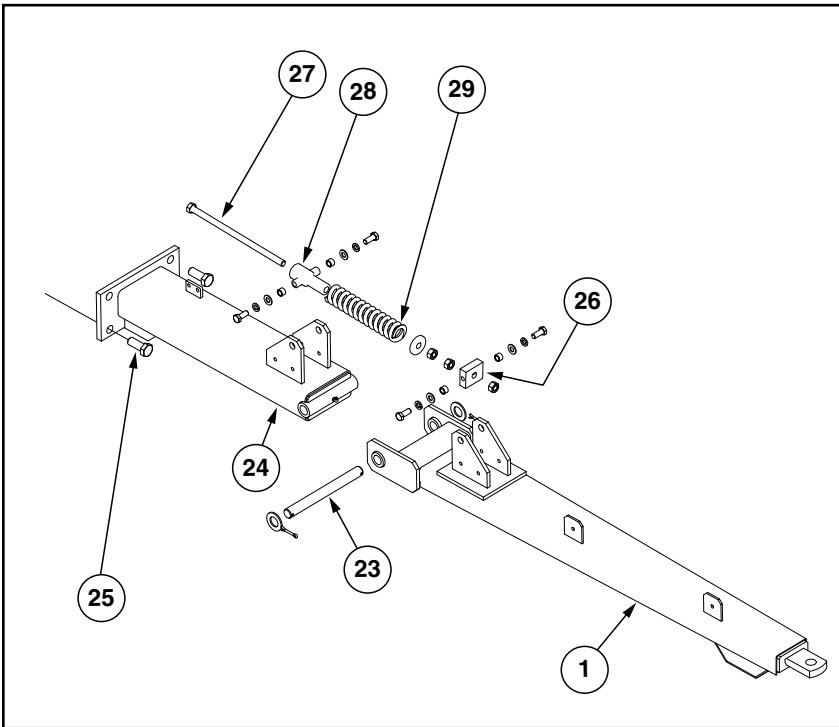
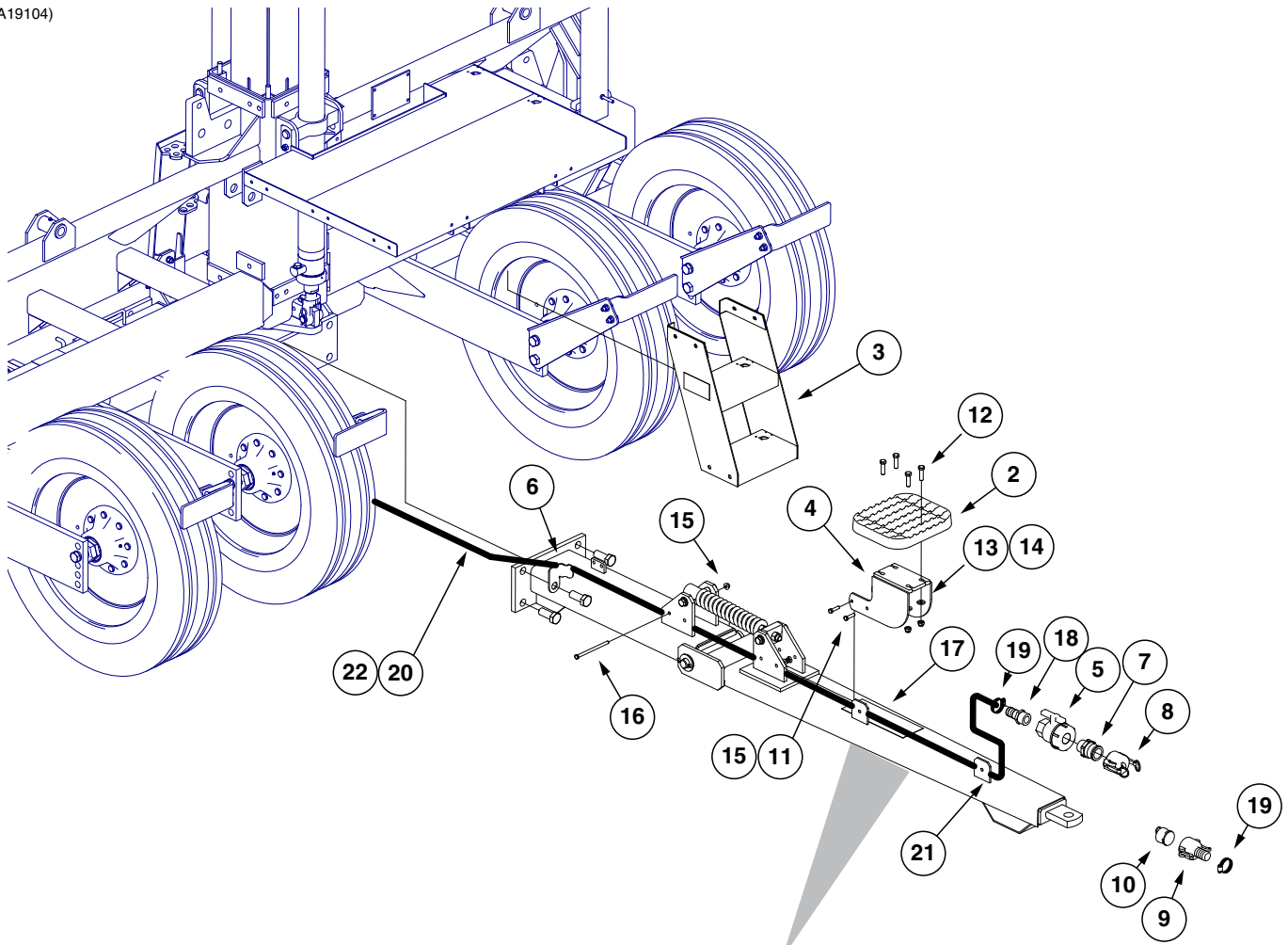
ITEM	PART NO.	QTY.	DESCRIPTION
1	GR0221	2	Spring Anchor Bar
2	GR0214	8	Spring
3	G10130	4	Square Head Machine Bolt, 5/16"-18 x 1 3/4"
	G11386	4	Flat Washer, 5/16" SAE
	G10144	4	Wing Nut, 5/16"-18
4	GR0212	2	Plate
5	GR0207	2	Nylon Bushing
6	G10303	4	Carriage Bolt, 5/16"-18 x 1"
	G11386	4	Flat Washer, 5/16" SAE
	G10144	4	Wing Nut, 5/16"-18
7	GR0215	8	Metering Hose, 1/2" x 13"
8	G10681	-	Hose Clamp, No. 6
9	GR0232	8	Adapter
10	G10004	4	Hex Head Cap Screw, 3/8"-16 x 1 1/4"
	G10101	4	Hex Nut, 3/8"-16
11	GR0279	1	Angle, L.H.
	GR0280	1	Angle, R.H.
12	GR0217	2	Manifold Plug
13	GR0284	1	Intake Manifold
14	GR1485	2	Discharge Manifold Less Hose Barbs
15	G4301-05	1	Hose, 3/8" x 120'
16	GR0211	-	Rubber Cap
17	GR0229	6	Nylon Washer
18	GR1626	6	Bushing
19	G10131	2	Square Head Set Screw, 5/16"-18 x 3/4"
20	G10640	8	Grease Fitting, 1/4"-28
21	GR0231	2	Roller Arm
22	GR0283	3	Roller
23	GR0282	2	Set Collar
24	GR0281	1	Back Up Roller
25	G10718	2	Spring Pin, 5/16" x 1 1/8"
26	GD9109	2	Sleeve
27	GD9108	1	Shaft
28	GR0226	4	Shim, 3/64"
29	GR0225	4	Shim, 1/32"
30	GR0222	1	Frame
31	GR1577	8	Nylon Hose Barb, 1/2" x 3/8" (If Applicable)
A	GA8692	2	Squeeze Pump Complete, 8 Rows (Items 1-14, 16-24 And 27-31)

PHA032/LFC003(TWL47a)


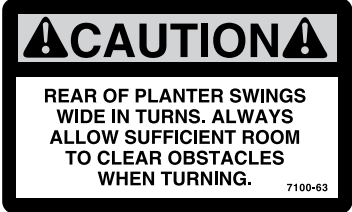

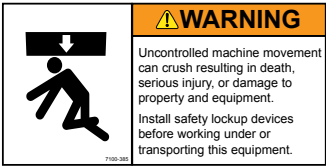


ITEM	PART NO.	QTY.	DESCRIPTION
1	GA6961	1	Hitch
2	G10007	4	Hex Head Cap Screw, 5/8"-11 x 1 1/2"
	G11391	4	Flat Washer, 5/8" SAE
	G10230	4	Lock Washer, 5/8"
3	G11396	2	Flat Washer, 1 1/4" SAE
4	GD3547	1	Pin, 1 1/4" x 12 3/4"
	G10460	2	Cotter Pin, 1/4" x 2"
5	GA6960	1	Hitch
6	GB0218	4	Bushing, 2 1/32" I.D. x 7/8" O.D. x 1 9/32" Long
7	GD7908	1	Tap Block
8	GB0213	1	Spring Seat
9	GD2115	1	Spring
10	GB0206	1	Rod Guide
11	GD7907	1	Special Bolt
	G10105	3	Hex Nut, 3/4"-10
12	G10826	5	Hex Head Cap Screw, 1"-8 x 2 1/2"
	G10396	5	Lock Nut, 1"-8
13	GD2721	2	U-Bolt, 2" x 2" x 1/2"-13
	G10228	4	Lock Washer, 1/2"
	G10102	4	Hex Nut, 1/2"-13
14	GD10196	-	Hanger Tube
15	GD0829	-	Spring
16	G3305-03	-	Twin Loop Chain, 15 Links
17	GA7209	-	Hose Support
18	G10064	1	Hex Head Cap Screw, 1/4"-20 x 1"
	G11385	2	Flat Washer, 1/4" SAE
	G10110	1	Lock Nut, 1/4"-20, Grade B
19	GA7208	-	Hose Support
20	G10004	2	Hex Head Cap Screw, 3/8"-16 x 1 1/4"
	G10108	2	Lock Nut, 3/8"-16
21	G4200-01	1	Hose, 1 1/4" x 22'
22	G10672	6	Hose Clamp, No. 28
23	G10626	1	Adapter, 1 1/4" NPT To Barb
24	GA4976	1	Shutoff Valve, 1 1/4" NPT
	GR1015	-	Body O-Ring
	GR1016	-	Stem O-Ring
	GR1017	-	Teflon Seat
	GR1018	-	Ball
	GR1019	-	Handle
25	GD1514	1	Adapter, 1 1/4" Male NPT To Cam Lock
26	GD1515	1	Dust Cap, 1 1/4" Cam Lock
27	GD1516	1	Adapter, 1 1/4" Barb To Female Cam Lock
28	GD1517	1	Dust Plug, 1 1/4" Male Cam Lock
29	G10172	1	Hex Head Cap Screw, 3/8"-16 x 5"
	G10229	1	Lock Washer, 3/8"
	G10101	1	Hex Nut, 3/8"-16
30	G10756	1	Hex Head Cap Screw, 3/8"-16 x 6"
	G10229	1	Lock Washer, 3/8"
	G10101	1	Hex Nut, 3/8"-16

(A19104)



ITEM	PART NO.	QTY.	DESCRIPTION
1	GA6961	1	Hitch
2	GB0315	1	Step
3	GA16145	1	Ladder
4	GA14520	1	Hitch Step
5	GA4976	1	Shutoff Valve, 1¼" NPT
	GR1015	-	Body O-Ring
	GR1016	-	Stem O-Ring
	GR1017	-	Teflon Seat
	GR1018	-	Ball
	GR1019	-	Handle
6	GD20757	1	Hose Routing Bracket
7	GD1514	1	Adapter, 1¼" Male NPT To Cam Lock
8	GD1515	1	Dust Cap, 1¼" Cam Lock
9	GD1516	1	Adapter, 1¼" Barb To Female Cam Lock
10	GD1517	1	Dust Plug, 1¼" Male Cam Lock
11	G10003	4	Hex Head Cap Screw, ⅜"-16 x 1½"
12	G10039	4	Hex Head Cap Screw, ½"-13 x 1¾"
13	G11389	4	Flat Washer, ½" SAE
14	G10111	4	Lock Nut, ½"-13
15	G11091	5	Serrated Flange Nut, ⅜"-16
16	G10756	1	Hex Head Cap Screw, ⅜"-16 x 6"
17	GD13706-02	1	Anti-Slip Tape, 4" x 12"
18	G10626	1	Adapter, 1¼" NPT To Barb
19	G10672	2	Hose Clamp, No. 28
20	G4200-01	1	Hose, 1¼" x 22'
21	GD2117	2	Cable Tie, 14½"
22	GD2984	2	Cable Tie, 34"
23	GD3547	1	Pin, 1¼" x 12¾"
	G11396	2	Flat Washer, 1¼"
	G10460	2	Cotter Pin, ¼" x 2"
24	GA6960	1	Hitch
25	G10826	5	Hex Head Cap Screw, 1"-8 x 2½"
	G10396	5	Lock Nut, 1"-8
26	GD7908	1	Tap Block
	G10007	2	Hex Head Cap Screw, ⅝"-11 x 1½"
	G10230	2	Lock Washer, ⅝"
	G11391	2	Flat Washer, ⅝" SAE
	GB0218	2	Bushing, 2½" I.D. x 7⁄8" O.D. x 19⁄32" Long
27	GD7907	1	Special Bolt
28	GB0206	1	Rod Guide
	G10007	2	Hex Head Cap Screw, ⅝"-11 x 1½"
	G10230	2	Lock Washer, ⅝"
	G11391	2	Flat Washer, ⅝" SAE
	GB0218	2	Bushing, 2½" I.D. x 7⁄8" O.D. x 19⁄32" Long
29	GD2115	1	Spring
	G10105	3	Hex Nut, ¾"-10
	GB0213	1	Spring Seat

<p>G7100-63</p> <p>G7100-68 replaced by G7100-385</p> 	
	<p>Part No.: G7100-63 (used prior to 2013 production)</p> <p>Description: Decal, Caution</p> <p>Quantity: 1</p>
	
	<p>Part No.: G7100-68</p> <p>Description: Decal, Warning (used prior to 2012 Production; replaced by G7100-385)</p> <p>Quantity: 1</p>
	
	<p>Part No.: G7100-385</p> <p>Description: Decal, Warning (2012 Production and On; replaces G7100-68)</p> <p>Quantity: 1</p>

	<p>Part No.: G7100-117 (used prior to 2013 production; replaced by 7100-382)                  Description: Decal, Danger                  Quantity: 1</p>
	<p>Part No.: G7100-382 (2013 production and on; replaces G7100-117)                  Description: Decal, Danger                  Quantity: 1</p>
<p>Part No.: G7100-02 (used prior to 2013 production; replaced by G7100-384)                  Description: Decal, Warning                  Quantity: 1</p>	
<p>Part No.: G7100-384 (2013 production and on; replaces G7100-02)                  Description: Decal, Warning                  Quantity: 1</p>	

G7100-02 replaced by 7100-384

G7100-117 replaced by G7100-382




2012 production and on



Prior to 2012 Production



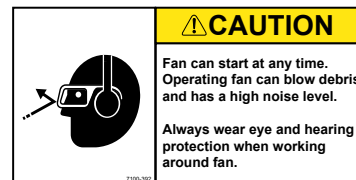
Part No.: G7100-42  
 Description: Decal, Warning (used prior to 2012 production; replaced by G7100-397)  
 Quantity: 4 (2 Per Row Marker)



Part No.: G7100-397  
 Description: Decal, Warning (2012 Production and on; replaces G7100-42)  
 Quantity: 2 (1 Per Row Marker)

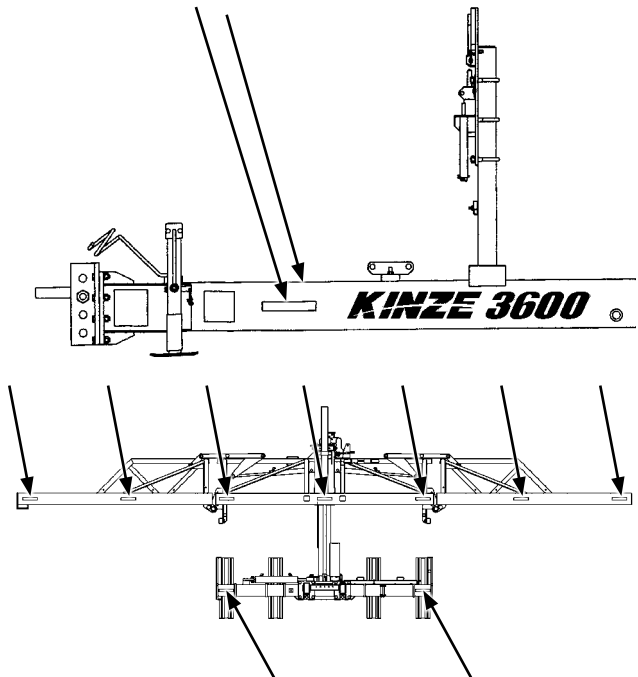
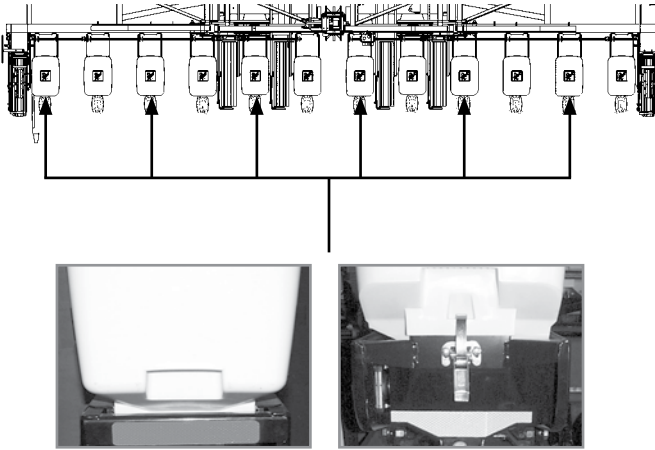



Part No.: G7100-301  
 Description: Decal, Warning (used prior to 2012 production; replaced by G7100-392)  
 Quantity: 2 (Located On Each Side Of Fan)


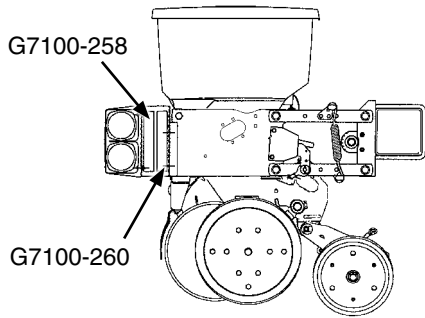


Part No.: G7100-392  
 Description: Decal, Caution (2012 production and on; replaces G7100-301)  
 Quantity: 2 (Located On Each Side Of Fan)



	<div style="text-align: center; background-color: #cccccc; width: 100px; height: 20px; margin: 0 auto 10px auto;"></div> <p>Part No.: G7100-259                  Description: Reflective Decal, Amber, 1½" x 9", Rectangular                  Quantity: 2 (1 Located on Each Side of Hitch)</p> <p>7 (Used on 12 Row); 9 (Used on 16 Row) (Located On The Front Side Of The Front Toolbar - Side-Facing In Transport Position)</p> <p>2 (Forward-Facing)</p>
 <p><b>Note: 6 used on 12 row; 8 used on 16 row</b></p>	<div style="text-align: center; background-color: #cccccc; width: 100%; height: 20px; margin: 0 auto 10px auto;"></div> <p>Part No.: G7100-259                  Description: Reflective Decal, Amber, 1½" x 9", Rectangular                  Quantity: 2 (Per Row Unit - Located On The Granular Chemical Hopper Panel Extension Of Every Other Row Unit Beginning On The L.H. Side Of The Planter - Side-Facing In Transport Position) (With Optional Granular Chemical)</p> <p>Part No.: G7100-262                  Description: Reflective Decal, Amber, 1¾" x 9", Die-Cut                  Quantity: 1 (Qty. 1 Per Row Unit - Located On The Hopper Support Of Every Other Row Unit Beginning On The L.H. Side Of The Planter - Side-Facing In Transport Position) (Standard)</p>
	<div style="text-align: center; background-color: #cccccc; width: 100%; height: 20px; margin: 0 auto 10px auto;"></div> <p>Part No.: G7100-258                  Description: Reflective Decal, Red, 1½" x 9" Rectangular                  Quantity: 1 (Per Outer Scraper - Located On Top)</p> <p>Part No.: G7100-260                  Description: Reflective Decal, Orange, 1½" x 9" Rectangular                  Quantity: 1 (Per Outer Scraper - Located On Bottom)</p>

**With Even-Row Push Row Unit Option**



G7100-259

Part No.: G7100-258

Description: Reflective Decal, Red, 1½" x 9" Rectangular

Quantity: 1 (Located On The Light Bracket On The L.H. Side Of The Planter - Rear-Facing In Transport Position)

Part No.: G7100-260

Description: Reflective Decal, Orange, 1½" x 9" Rectangular

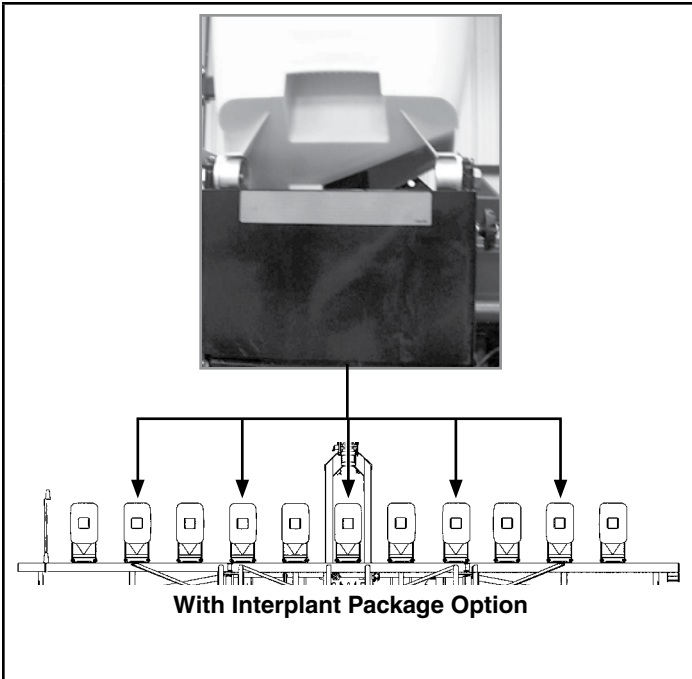
Quantity: 1 (Located On The Light Bracket On The L.H. Side Of The Planter - Rear-Facing In Transport Position)

Part No.: G7100-259

Description: Reflective Decal, Amber, 1½" x 9", Rectangular

Quantity: 1 Used Located On The Front Of The Optional Even-Row Push Row Unit - Side-Facing In Transport Position)

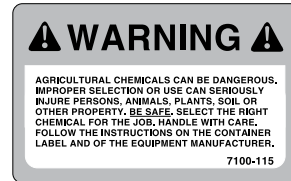
	<div style="background-color: #cccccc; width: 100px; height: 20px; margin-bottom: 10px;"></div> <p>Part No.: G7100-258                  Description: Reflective Decal, Red, 1½" x 9" Rectangular                  Quantity: 1 (Located On The Light Bracket On the L.H. Side Of The Planter - Rear-Facing In Transport Position)</p> <p>1 (Located On The Outer Row Unit On the L.H. Side Of The Planter - Rear-Facing In Transport Position)</p> <hr/> <p>Part No.: G7100-260                  Description: Reflective Decal, Orange, 1½" x 9" Rectangular                  Quantity: 1 (Located On The Light Bracket On the L.H. Side Of The Planter - Rear-Facing In Transport Position)</p> <p>1 (Located On The Outer Row Unit On the L.H. Side Of The Planter - Rear-Facing In Transport Position)</p>
<p><b>With Granular Chemical Option</b></p>	<div style="background-color: #cccccc; width: 100px; height: 20px; margin-bottom: 10px;"></div> <p>Part No.: G7100-259                  Description: Reflective Decal, Amber, 1½" x 9", Rectangular                  Quantity: 1 (Located On The Outer Row Unit On The R.H. Side Of The Planter - Forward- Facing In Transport Position)</p>



Part No.: G7100-259

Description: Reflective Decal, Amber, 1½" x 9", Rectangular

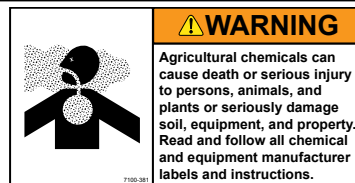
Quantity: 5 Used On 12 Row; 7 On 16 Row (Located On The Front Of Every Other Push Row Unit Beginning With The Center Row Unit And Every Other Row Unit To Both Ends - Side-Facing In Transport Position)



Part No.: G7100-115 (used prior to 2013 production; replaced by G7100-381)

Description: Decal, Warning



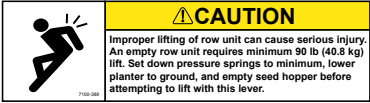




Quantity: 1 (1 Per Row Unit - Located On Underside Of Granular Chemical Hopper Lid)



Part No.: G7100-381 (2013 production and on; replaces G7100-115)

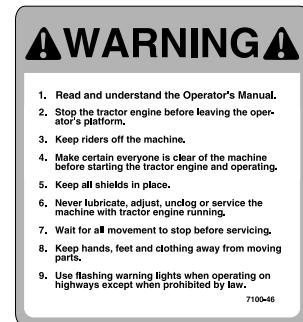
Description: Decal, Warning

Quantity: 1 (1 Per Row Unit - Located On Underside Of Granular Chemical Hopper Lid)

	
<p>Part No.: G7100-249                  Description: Decal, Caution                  Quantity: 1 (Located On Interplant Push Row Unit Lift Lever) (used prior to 2012 production; replaced by G7100-389)</p>	
<p>Part No.: G7100-389                  Description: Decal, Caution                  Quantity: 1 (Located On Interplant Push Row Unit Lift Lever) (2012 production and on; replaces G7100-249)</p>	
	<p>Part No.: G7100-215                  Description: Decal, Danger                  Quantity: 1</p>
	
<p>Part No.: G7100-370                  Description: Decal, Warning                  Quantity: 2 (Outer Stub Axles)</p>	



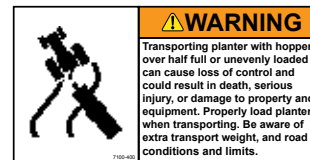
Part No.: G7100-90 (used prior to 2013 production)  
 Description: Decal, Warning  
 Quantity: 1



Part No.: G7100-46 (used prior to 2013 production)  
 Description: Decal, Warning  
 Quantity: 1






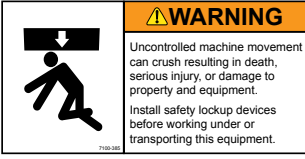
Part No.: G7100-75  
 Description: Decal, Caution (used prior to 2012 production; replaced by G7100-400)  
 Quantity: 4 (Front and Rear/Left and Right)



Part No.: G7100-400  
 Description: Decal, Warning (2012 production and on; replaces G7100-75)  
 Quantity: 4 (Front and Rear/Left and Right)



	<p>Part No.: G7100-302 (used prior to 2013 production; replaced by G7100-393)</p> <p>Description: Decal, Warning</p> <p>Quantity: 1</p>
	<p>Part No.: G7100-393 (2013 production and on; replaces G7100-302)</p> <p>Description: Decal</p> <p>Quantity: 1</p>

	
	<p>Part No.: G7100-68                  Description: Decal, Warning (used prior to 2012 production; replaced by G7100-385)                  Quantity: 1</p>
	
	<p>Part No.: G7100-200                  Description: Decal, Warning (used prior to 2012 Production; replaced by G7100-385)                  Quantity: 1</p>
	
	<p>Part No.: G7100-385                  Description: Decal, Warning (2012 production and on; replaces G7100-68 and G7100-200)                  Quantity: 1</p>



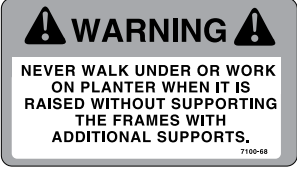



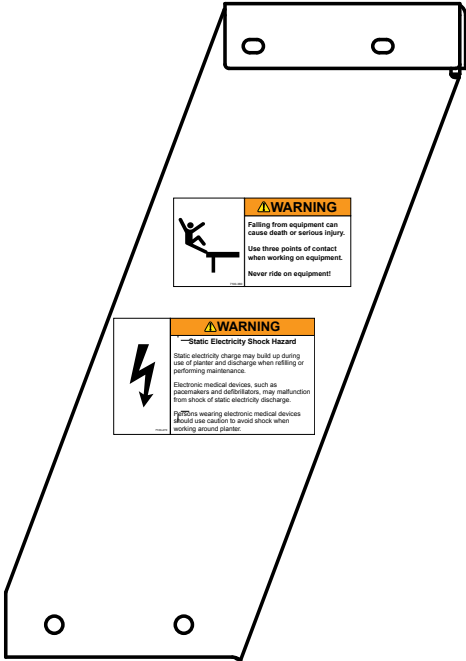

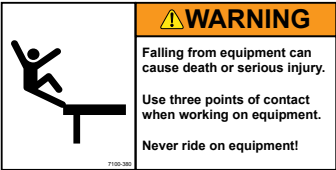




Part No.: G7100-377  
 Description: Decal, Warning Entrapment  
 Quantity: 2 (on each ASD Tank Lid)



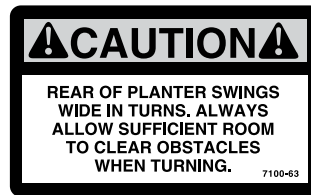
Part No.: G7100-376  
 Description: Decal, Notice ASD Pressure  
 Quantity: 2 (on each ASD Tank Lid)

<p>G7100-200 or G7100-385</p>  <p>G7100-68 or G7100-385</p>	 <p>Part No.: G7100-200 Description: Decal, Warning (used prior to 2012 production; replaced by G7100-385) Quantity: 2 (Front and Rear)</p>
	 <p>Part No.: G7100-68 Description: Decal, Warning (used prior to 2012 production; replaced by G7100-385) Quantity: 2 (Front and Rear)</p>
	 <p>Part No.: G7100-385 Description: Decal, Warning (2012 production and on; replaces G7100-200 and G7100-68) Quantity: 2 (Front and Rear)</p>

	
	<p>Part No.: G7100-266                  Description: Decal, Danger (used prior to 2012 production; replaced by G7100-380)                  Quantity: 2 (Located on each side of stair)</p>
	
	<p>Part No.: G7100-380                  Description: Decal, Warning (2012 production and on; replaces G7100-266)                  Quantity: 2 (Located on each side of stair)</p>
	<p>Part No.: G7100-470                  Description: Decal, Static Shock                  Quantity: 2 (Located on each side of stair)</p>



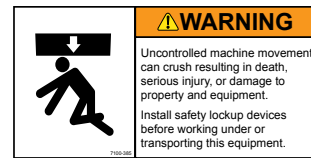
Part No.: GD2199  
 Description: SMV Sign  
 Quantity: 1



Part No.: G7100-63  
 Description: Decal, Caution (used prior to 2013 production)  
 Quantity: 1







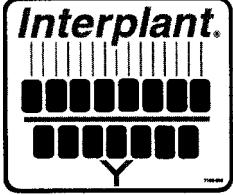





Part No.: G7100-68  
 Description: Decal, Warning (used prior to 2012 production; replaced by G7100-385)  
 Quantity: 1

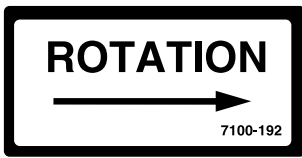
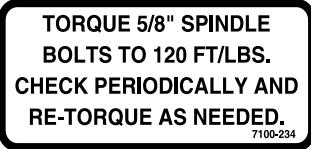
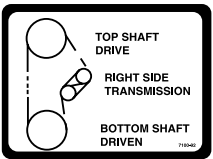
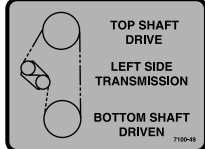
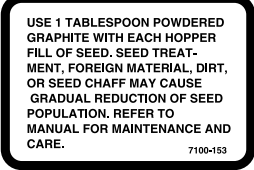


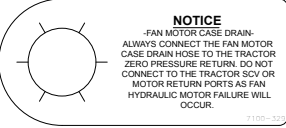
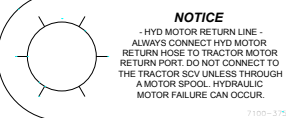


Part No.: G7100-385  
 Description: Decal, Warning (2012 production and on; replaces G7100-68)  
 Quantity: 1





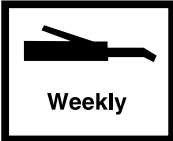


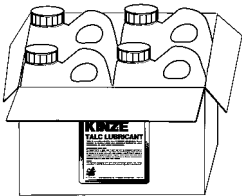
	<div style="border: 2px solid black; padding: 5px;"> <p style="text-align: center;"><b>⚠ DANGER</b></p> <p style="font-size: small;">THIS PLANTER IS DESIGNED TO BE DRIVEN BY GROUND TIRES ONLY. THE USE OF HYDRAULIC, ELECTRIC OR PTO DRIVES MAY CREATE SERIOUS SAFETY HAZARDS TO YOU AND THE PEOPLE NEARBY. IF YOU INSTALL SUCH DRIVES YOU MUST FOLLOW ALL APPROPRIATE SAFETY STANDARDS AND PRACTICES TO PROTECT YOU AND OTHERS NEAR THIS PLANTER FROM INJURY.</p> <p style="text-align: right; font-size: x-small;">7100-89</p> </div>
<p>G7100-89 replaced by G7100-402</p>	<p>Part No.: G7100-89 (used prior to 2013 production; replaced by G7100-402)</p> <p>Description: Decal, Danger</p> <p>Quantity: 2 (One on Wheel Module at Each End of Planter)</p>
	<p>Part No.: G7100-402 (2013 production and on; replaces G7100-89)</p> <p>Description: Decal, Warning</p> <p>Quantity: 2 (One on Wheel Module at Each End of Planter)</p>
	<div style="border: 1px solid black; padding: 5px;"> <p style="text-align: center; background-color: #0056b3; color: white; margin: -5px -5px 5px -5px;"><b>NOTICE</b></p> <p style="margin: 5px 5px 5px -5px;">Apply a minimum of 16 ounces of graphite per 50 units of seed.</p> <p style="text-align: right; font-size: x-small;">7100-471</p> </div>
<p>Part No.: G7100-471</p> <p>Description: Decal, Notice</p> <p>Quantity: 1</p>	<p>Part No.: GD1162 Description: Tie Strap, 28"</p> <p>Part No.: GD1512 Description: Tie Strap, 7½"</p> <p>Part No.: GD2117 Description: Tie Strap, 14½"</p> <p>Part No.: GD2984 Description: Tie Strap, 34"</p>

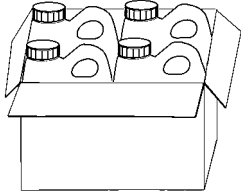


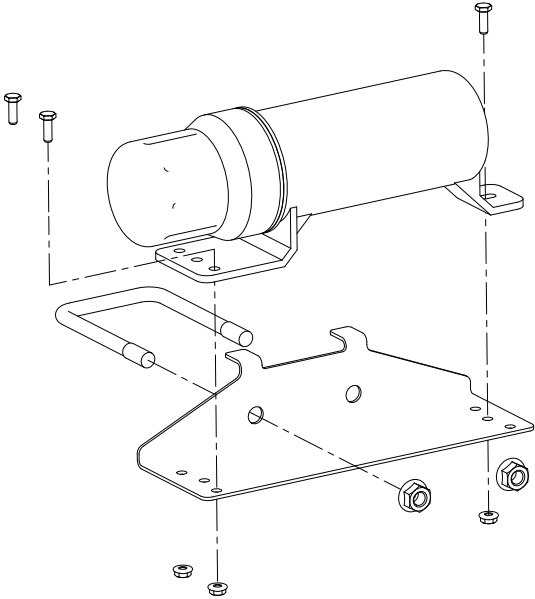

	<p>Part No.: GD10057-01 Description: Hose Identification Sleeve, Red AA</p> <p>Part No.: GD10057-02 Description: Hose Identification Sleeve, Red BB</p> <p>Part No.: GD10057-03 Description: Hose Identification Sleeve, Blue AA</p> <p>Part No.: GD10057-04 Description: Hose Identification Sleeve, Blue BB</p> <p>Part No.: GD10057-11 Description: Hose Identification Sleeve, Green PP</p> <p>Part No.: GD10057-12 Description: Hose Identification Sleeve, Green RR</p> <p>Part No.: GD10057-14 Description: Hose Identification Sleeve, Yellow PP</p> <p>Part No.: GD10057-15 Description: Hose Identification Sleeve, Yellow RR</p> <p>Part No.: GD10057-17 Description: Hose Identification Sleeve, Black PP</p> <p>Part No.: GD10057-18 Description: Hose Identification Sleeve, Black RR</p> <p>Part No.: GD10057-19 Description: Hose Identification Sleeve, Orange CD</p>
	<p>Part No.: G7100-295 Description: Decal, Spring Tension Release Quantity: -</p>
	<p>Part No.: G7100-341 Description: Decal, Sending Unit Quantity: 1</p>
	<p>Part No.: G7100-340 Description: Decal, Sending Unit Quantity: 1</p>

	<p>Part No.: G7100-208                  Description: Decal, Interplant                  Quantity: 2</p>																								
	<p>Part No.: G7100-247                  Description: Decal, Logo, 4<sup>3</sup>/<sub>8</sub>" x 4<sup>1</sup>/<sub>2</sub>"                  Quantity: 2 (Per Row Unit)</p> <p>Part No.: G7100-252                  Description: Decal, Logo, 3<sup>1</sup>/<sub>2</sub>" x 3<sup>5</sup>/<sub>8</sub>" (Hopper Panel Extension)                  Quantity: -</p>																								
	<p>Part No.: G7100-177                  Description: Decal, Twin-Line®, 3/4" x 3"                  Quantity: 1</p>																								
<p>G7100-217</p> <div style="border: 1px solid black; padding: 5px;"> <p style="text-align: center;"><b>NOTE</b></p> <p>It is the responsibility of the user to read and understand the Operator's Manual in regards to safety, operation, lubrication and maintenance before operation of this equipment.</p> <p>AN OPERATOR &amp; PARTS MANUAL IS AVAILABLE FOR THIS MACHINE.</p> <p>To obtain a manual, furnish model number and serial number and contact your KINZE Dealer or KINZE Manufacturing, Inc., P.O. Box 806 Williamsburg, IA 52361-0806 USA</p> </div> <p>G7100-387</p> <div style="border: 1px solid black; padding: 5px;"> <div style="display: flex; align-items: center;">  <div style="background-color: #ffcc00; padding: 2px 5px; font-weight: bold; font-size: 0.8em;">⚠ WARNING</div> </div> <p style="font-size: 0.8em;">Improper operation or servicing of this equipment can result in death or serious injury. Read and follow all instructions in the Operator and Parts Manual.</p> <p style="font-size: 0.8em;">Contact your Kinze dealer or go to <a href="http://www.kinze.com">www.kinze.com</a> to order a replacement manual.</p> </div>	<p>Part No.: G7100-217 (used prior to 2013 production; replaced by G7100-387)                  Description: Decal, Note                  Quantity: 1</p> <p>Part No.: G7100-387 (2013 production and on; replaces G7100-217)                  Description: Decal, Warning                  Quantity: 1</p>																								
<div style="border: 1px solid gray; padding: 5px; width: fit-content; margin: auto;"> <p style="text-align: center; font-weight: bold; font-size: 0.8em;">TRANSMISSION RATE REDUCTION</p> <table border="1" style="width: 100%; border-collapse: collapse; text-align: center; font-size: 0.7em;"> <thead> <tr> <th>DRIVE</th> <th>DRIVEN</th> <th>% REDUCTION IN POPULATION</th> </tr> </thead> <tbody> <tr><td>15</td><td>30</td><td>50</td></tr> <tr><td>17</td><td>30</td><td>43</td></tr> <tr><td>23*</td><td>30</td><td>23</td></tr> <tr><td>24</td><td>30</td><td>20</td></tr> <tr><td>25*</td><td>30</td><td>17</td></tr> <tr><td>26*</td><td>30</td><td>13</td></tr> <tr><td>27</td><td>30</td><td>10</td></tr> </tbody> </table> <p style="font-size: 0.7em;">* Use sprockets off seed drive transmission</p> </div>	DRIVE	DRIVEN	% REDUCTION IN POPULATION	15	30	50	17	30	43	23*	30	23	24	30	20	25*	30	17	26*	30	13	27	30	10	<p>Part No.: G7100-214                  Description: Decal, Two-Speed Point Row Clutch Rate Reduction</p>
DRIVE	DRIVEN	% REDUCTION IN POPULATION																							
15	30	50																							
17	30	43																							
23*	30	23																							
24	30	20																							
25*	30	17																							
26*	30	13																							
27	30	10																							
	<p>Part No.: G7100-358                  Description: Decal, EdgeVac</p>																								
	<p>Part No.: G7100-359                  Description: Decal, ASD</p>																								

	<p>Part No.: G7100-192 Description: Decal, Point Row Clutch Rotation</p>
	<p>Part No.: G7100-234 Description: Decal, Bolt Torque Quantity: -</p>
	<p>Part No.: G7100-92 Description: Decal, Right Side Transmission Quantity: 1</p>
	<p>Part No.: G7100-49 Description: Decal, Left Side Transmission Quantity: 1</p>
	<p>Part No.: G7100-153 Description: Decal, Information Quantity: 1 Per Brush-Type Seed Meter</p>
	<p>Part No.: G7100-201 Description: Decal, Information</p>
	<p>Part No.: G7100-456 (replaces G7100-311) Description: Decal, EdgeVac</p>
	<p>Part No.: G7100-329 Description: Tag, Fan Motor Case Drain</p>
	<p>Part No.: G7100-375 Description: Tag, Hydraulic Motor Return Line</p>



	<p>Part No.: G7100-335 Description: Decal, Kinze Vision</p>
	<p>Part No.: G7100-352 Description: Decal, Tank Drain</p>
	<p>Part No.: G7100-111 Description: Decal, Oil Daily</p>
	<p>Part No.: G7100-116 Description: Decal, Grease Daily</p>
	<p>Part No.: G7100-110 Description: Decal, Grease Weekly</p>
	<p>Part No.: GR0155 Description: Blue Paint, Aerosol Can  Part No.: GR0155MPP Description: Blue Paint, Twelve Aerosol Cans</p>
	<p>Part No.: GR0146 Description: Powdered Graphite, 1 Pound Container  Part No.: GR0146MPP Description: Powdered Graphite, Twenty-Four 1 Pound Containers</p>
	<p>Part No.: GR1570MPP Description: Talc Lubricant, Four 8 Pound Containers  Part No.: GR1828 Description: Talc Lubricant, 30 Pound Container</p>

	<p>Part No.: GR1842MPP Description: Graphite Lubricant, Four 5 Pound Containers</p>
	<p>Part No.: G7100-368 Description: Decal, KINZE 3600 Quantity: 2 (1 On Each Side of Hitch)</p>
	<p>Part No.: GM0236-01 Description: Operator Manual, Model 3600  Part No.: GM0236-02 Description: Parts Manual, Model 3600  Part No.: GPR1094 Description: Binder (Contact Kinze Parts To Order)</p>
	<p>Part No.: GA15422 Description: Operator's Manual Canister Quantity: 1</p>
	<p>Part No.: GD22686 Description: Manual Canister Bracket Quantity: 1</p>
	<p>Part No.: GD16642 Description: U-Bolt, 3" x 4" x 1/2"-13 Quantity: 1</p>
	<p>Part No.: G10071 Description: Serrated Flange Nut, 1/2"-13 Quantity: 2</p>
	<p>Part No.: G11166 Description: Hex Socket Flange Cap Screw, 1/4"-20 x 3/4" Quantity: 3</p>
	<p>Part No.: G11320 Description: Lock Nut, 1/4"-20, Grade B Quantity: 3</p>
	<p>Part No.: G7100-484 Description: Decal, American Flag</p>

Part No.	Page	Part No.	Page	Part No.	Page	Part No.	Page
*A1018.....	P190	*A12042.....	P188	*A12928.....	P72	*D12072.....	P160
*A1021.....	P76	*A12076.....	P76	*A12929.....	P72	*D12092.....	P161
*A1021.....	P78	*A12076.....	P78	*A1404.....	P188	*D12093.....	P161
*A1021.....	P192	*A12076.....	P192	*A1404.....	P190	*D12108.....	P162
*A1033.....	P188	*A12085.....	P76	*A1424.....	P68	*D12108.....	P163
*A1033.....	P190	*A12085.....	P78	*A1424.....	P78	*D12110.....	P162
*A1034.....	P190	*A12085.....	P192	*A1424.....	P188	*D12110.....	P163
*A1041.....	P186	*A12086.....	P68	*A1424.....	P190	*D12200.....	P168
*A1055.....	P188	*A12086.....	P76	*A1464.....	P68	*D12202.....	P166
*A1055.....	P190	*A12086.....	P78	*A1464.....	P72	*D12202.....	P168
*A1057.....	P190	*A12087.....	P68	*A1464.....	P76	*D12203.....	P166
*A1076.....	P188	*A12087.....	P76	*A1464.....	P78	*D12203.....	P168
*A1076.....	P190	*A12087.....	P78	*A1464.....	P186	*D12204.....	P168
*A1097.....	P190	*A12088.....	P186	*A1464.....	P192	*D12206.....	P160
*A1105.....	P72	*A12089.....	P186	*A1478.....	P186	*D12206.....	P162
*A1116.....	P186	*A12090.....	P188	*A15023.....	P68	*D12208.....	P161
*A1129.....	P186	*A12090.....	P190	*A15023.....	P76	*D12208.....	P162
*A1139.....	P186	*A12091.....	P68	*A15023.....	P78	*D12208.....	P163
*A11442.....	P68	*A12092.....	P68	*A3117.....	P76	*D12210.....	P164
*A11442.....	P76	*A12093.....	P68	*A3117.....	P78	*D12210.....	P166
*A11442.....	P78	*A12093.....	P78	*A3117.....	P188	*D12212.....	P164
*A11442.....	P186	*A12094.....	P68	*A3117.....	P192	*D12213.....	P164
*A11442.....	P192	*A12094.....	P76	*A3118.....	P186	*D12214.....	P164
*A11443.....	P68	*A12094.....	P78	*A3122.....	P190	*D12221.....	P160
*A11443.....	P76	*A12095.....	P76	*A3131.....	P188	*D12222.....	P160
*A11443.....	P78	*A12095.....	P78	*A3131.....	P190	*D12223.....	P160
*A11443.....	P186	*A12096.....	P68	*A3154.....	P188	*D12224.....	P160
*A11443.....	P192	*A12096.....	P76	*A3158.....	P76	*D12226.....	P166
*A11444.....	P68	*A12096.....	P78	*A3158.....	P78	*D12227.....	P162
*A11444.....	P78	*A12751.....	P68	*A3158.....	P188	*D12227.....	P163
*A11445.....	P76	*A12751.....	P76	*A3158.....	P192	*D12228.....	P162
*A11445.....	P78	*A12751.....	P78	*A3351.....	P72	*D12228.....	P163
*A11447.....	P76	*A12751.....	P186	*A3363.....	P72	*D12240.....	P161
*A11447.....	P78	*A12751.....	P192	*A3371.....	P72	*D12240.....	P163
*A11448.....	P186	*A12752.....	P76	*A3381.....	P68	*D12246.....	P161
*A11449.....	P68	*A12752.....	P78	*A3381.....	P78	*D12247.....	P161
*A11449.....	P76	*A12752.....	P192	*A6201.....	P72	*D12248.....	P161
*A11449.....	P78	*A12753.....	P68	*A7607.....	P72	*D12251.....	P164
*A11449.....	P186	*A12753.....	P78	*A8207.....	P186	*D12251.....	P166
*A11449.....	P192	*A12754.....	P68	*A8221.....	P76	*D12252.....	P160
*A11450.....	P68	*A12754.....	P76	*A8221.....	P78	*D12252.....	P162
*A11450.....	P76	*A12754.....	P78	*A8266.....	P68	*D12253.....	P168
*A11450.....	P78	*A12754.....	P186	*A8266.....	P76	*D12255.....	P161
*A11450.....	P186	*A12754.....	P192	*A8266.....	P78	*D12255.....	P163
*A11450.....	P192	*A12755.....	P76	*A8266.....	P186	*D12257.....	P162
*A11458.....	P68	*A12755.....	P78	*A8266.....	P186	*D12257.....	P163
*A11458.....	P76	*A12756.....	P186	*A8266.....	P192	*D12275.....	P164
*A11458.....	P78	*A12757.....	P72	*A8267.....	P188	*D12278.....	P166
*A1171.....	P186	*A12758.....	P72	*A8267.....	P190	*D12278.....	P168
*A12002.....	P68	*A12774.....	P68	*D12040.....	P160	*D13304.....	P163
*A12002.....	P78	*A12774.....	P76	*D12047.....	P166	*GA13554.....	P202
*A12041.....	P190	*A12774.....	P78	*D12047.....	P168	*GA13554.....	P210

Part No.	Page	Part No.	Page	Part No.	Page	Part No.	Page
*GA14447	P204	G10001	P172	G10007	P8	G10017	P228
*GA14447	P210	G10001	P198	G10007	P19	G10017	P238
700-01078	P26	G10001	P206	G10007	P48	G10018	P14
700-01079	P28	G10001	P217	G10007	P105	G10018	P16
8647x	P198	G10002	P32	G10007	P217	G10019	P63
A10759	P32	G10002	P94	G10007	P232	G10019	P152
A12529	P103	G10002	P114	G10007	P238	G10019	P152
A13937	P168	G10002	P174	G10007	P252	G10019	P158
A13953	P168	G10002	P178	G10007	P254	G10019	P206
A14275	P163	G10002	P220	G10007	P254	G10019	P214
A14278	P161	G10003	P2	G10009	P84	G10019	P238
A14307	P108	G10003	P36	G10010	P14	G10020	P26
A14309	P108	G10003	P46	G10010	P46	G10020	P122
A14310	P103	G10003	P238	G10010	P48	G10020	P125
A14480	P166	G10003	P244	G10010	P216	G10021	P26
A14631	P159	G10003	P254	G10010	P224	G10021	P114
A14935	P116	G10004	P4	G10011	P48	G10021	P152
A14936	P116	G10004	P8	G10011	P48	G10022	P26
A14937	P116	G10004	P46	G10011	P120	G10022	P148
A14938	P116	G10004	P50	G10011	P155	G10023	P5
A17087	P108	G10004	P50	G10011	P220	G10023	P8
A3158	P190	G10004	P54	G10012	P116	G10023	P32
A7088	P103	G10004	P56	G10012	P238	G10023	P72
A7220	P160	G10004	P59	G10013	P18	G10023	P140
A8822	P164	G10004	P90	G10013	P156	G10023	P142
A9467	P162	G10004	P92	G10013	P238	G10023	P152
D13169	P165	G10004	P96	G10014	P14	G10026	P104
D13426	P165	G10004	P102	G10014	P48	G10026	P112
G10001	P16	G10004	P110	G10014	P104	G10026	P128
G10001	P18	G10004	P110	G10014	P108	G10026	P128
G10001	P51	G10004	P120	G10015	P16	G10026	P130
G10001	P62	G10004	P133	G10016	P54	G10026	P238
G10001	P66	G10004	P136	G10016	P54	G10027	P90
G10001	P66	G10004	P154	G10016	P55	G10027	P92
G10001	P66	G10004	P154	G10016	P56	G10027	P120
G10001	P71	G10004	P218	G10016	P104	G10028	P103
G10001	P72	G10004	P232	G10016	P104	G10028	P122
G10001	P74	G10004	P234	G10016	P218	G10028	P124
G10001	P80	G10004	P234	G10017	P4	G10031	P206
G10001	P86	G10004	P235	G10017	P40	G10033	P44
G10001	P88	G10004	P248	G10017	P42	G10033	P116
G10001	P90	G10004	P249	G10017	P42	G10033	P154
G10001	P92	G10004	P250	G10017	P108	G10034	P62
G10001	P98	G10004	P252	G10017	P114	G10036	P38
G10001	P102	G10005	P48	G10017	P114	G10036	P114
G10001	P102	G10005	P71	G10017	P116	G10036	P132
G10001	P102	G10005	P105	G10017	P128	G10036	P145
G10001	P102	G10005	P237	G10017	P132	G10036	P154
G10001	P102	G10006	P16	G10017	P133	G10037	P4
G10001	P102	G10006	P44	G10017	P156	G10037	P4
G10001	P114	G10006	P104	G10017	P220	G10037	P112
G10001	P116	G10006	P154	G10017	P226	G10037	P122

Part No.	Page	Part No.	Page	Part No.	Page	Part No.	Page
G10037	P125	G10064	P252	G10101	P252	G10103	P152
G10037	P145	G10064	P20	G10102	P4	G10103	P20
G10037	P225	G10071	P4	G10102	P16	G10104	P8
G10038	P90	G10071	P63	G10102	P16	G10104	P8
G10038	P138	G10071	P63	G10102	P44	G10104	P19
G10039	P4	G10071	P84	G10102	P44	G10104	P50
G10039	P40	G10071	P102	G10102	P48	G10104	P51
G10039	P42	G10071	P104	G10102	P54	G10104	P51
G10039	P48	G10071	P108	G10102	P54	G10104	P54
G10039	P128	G10071	P118	G10102	P54	G10104	P56
G10039	P154	G10071	P122	G10102	P55	G10104	P84
G10039	P218	G10071	P122	G10102	P72	G10104	P102
G10039	P254	G10071	P124	G10102	P102	G10104	P104
G10041	P193	G10071	P124	G10102	P104	G10104	P112
G10043	P206	G10071	P130	G10102	P112	G10104	P116
G10044	P112	G10071	P156	G10102	P114	G10104	P116
G10045	P44	G10071	P156	G10102	P114	G10104	P118
G10045	P154	G10071	P156	G10102	P122	G10104	P132
G10045	P158	G10071	P178	G10102	P122	G10104	P145
G10045	P214	G10093	P118	G10102	P124	G10104	P214
G10046	P48	G10096	P232	G10102	P125	G10104	P218
G10046	P118	G10100	P218	G10102	P128	G10104	P220
G10046	P214	G10101	P18	G10102	P128	G10104	P220
G10046	P220	G10101	P19	G10102	P145	G10104	P220
G10047	P2	G10101	P36	G10102	P152	G10104	P226
G10047	P10	G10101	P50	G10102	P154	G10104	P228
G10047	P58	G10101	P50	G10102	P154	G10104	P232
G10047	P98	G10101	P54	G10102	P158	G10104	P232
G10047	P136	G10101	P56	G10102	P158	G10104	P234
G10047	P145	G10101	P58	G10102	P169	G10104	P234
G10047	P220	G10101	P66	G10102	P214	G10104	P237
G10047	P225	G10101	P71	G10102	P216	G10104	P238
G10047	P226	G10101	P108	G10102	P220	G10104	P238
G10047	P247	G10101	P108	G10102	P220	G10104	P240
G10048	P108	G10101	P114	G10102	P226	G10104	P242
G10049	P102	G10101	P116	G10102	P228	G10104	P248
G10049	P120	G10101	P124	G10102	P238	G10104	P248
G10049	P140	G10101	P136	G10102	P252	G10105	P103
G10049	P218	G10101	P140	G10103	P5	G10105	P112
G10049	P226	G10101	P142	G10103	P36	G10105	P122
G10053	P144	G10101	P169	G10103	P86	G10105	P124
G10055	P62	G10101	P198	G10103	P88	G10105	P128
G10060	P63	G10101	P199	G10103	P114	G10105	P217
G10060	P120	G10101	P206	G10103	P122	G10105	P232
G10061	P22	G10101	P214	G10103	P125	G10105	P238
G10062	P108	G10101	P218	G10103	P140	G10105	P252
G10063	P66	G10101	P238	G10103	P140	G10105	P254
G10064	P18	G10101	P244	G10103	P142	G10106	P16
G10064	P132	G10101	P248	G10103	P142	G10106	P16
G10064	P133	G10101	P249	G10103	P144	G10106	P42
G10064	P144	G10101	P250	G10103	P144	G10106	P114
G10064	P148	G10101	P252	G10103	P148	G10106	P133

Part No.	Page	Part No.	Page	Part No.	Page	Part No.	Page
G10106	P144	G10108	P66	G10111	P18	G10131	P135
G10106	P148	G10108	P66	G10111	P38	G10131	P249
G10106	P152	G10108	P72	G10111	P40	G10131	P250
G10106	P152	G10108	P80	G10111	P40	G10133	P18
G10106	P206	G10108	P90	G10111	P40	G10133	P44
G10106	P206	G10108	P92	G10111	P42	G10133	P46
G10106	P206	G10108	P102	G10111	P42	G10133	P48
G10106	P228	G10108	P104	G10111	P42	G10133	P114
G10106	P228	G10108	P104	G10111	P42	G10133	P174
G10106	P228	G10108	P104	G10111	P44	G10133	P214
G10106	P228	G10108	P108	G10111	P44	G10133	P222
G10106	P228	G10108	P110	G10111	P48	G10133	P228
G10106	P247	G10108	P120	G10111	P90	G10144	P249
G10106	P248	G10108	P125	G10111	P104	G10144	P249
G10107	P16	G10108	P132	G10111	P104	G10144	P250
G10107	P18	G10108	P142	G10111	P108	G10144	P250
G10107	P38	G10108	P145	G10111	P110	G10152	P16
G10107	P42	G10108	P154	G10111	P116	G10156	P62
G10107	P48	G10108	P154	G10111	P116	G10156	P62
G10107	P48	G10108	P163	G10111	P120	G10156	P74
G10107	P48	G10108	P172	G10111	P125	G10156	P74
G10107	P62	G10108	P217	G10111	P132	G10156	P74
G10107	P71	G10108	P218	G10111	P135	G10157	P103
G10107	P104	G10108	P220	G10111	P138	G10157	P105
G10107	P110	G10108	P220	G10111	P138	G10157	P106
G10107	P112	G10108	P222	G10111	P154	G10159	P111
G10107	P118	G10108	P226	G10111	P154	G10159	P112
G10107	P120	G10108	P234	G10111	P156	G10159	P112
G10107	P120	G10108	P244	G10111	P214	G10159	P112
G10107	P132	G10108	P252	G10111	P218	G10159	P116
G10107	P133	G10109	P14	G10111	P218	G10159	P154
G10107	P138	G10109	P16	G10111	P218	G10162	P74
G10107	P145	G10109	P18	G10111	P220	G10164	P62
G10107	P154	G10109	P40	G10111	P222	G10164	P66
G10107	P154	G10109	P44	G10111	P225	G10168	P138
G10107	P155	G10109	P46	G10111	P226	G10168	P154
G10107	P156	G10109	P48	G10111	P254	G10168	P158
G10107	P214	G10109	P55	G10112	P48	G10168	P158
G10107	P220	G10109	P72	G10112	P104	G10169	P103
G10107	P222	G10109	P158	G10112	P112	G10169	P105
G10107	P237	G10109	P193	G10118	P105	G10171	P16
G10107	P238	G10109	P214	G10128	P114	G10171	P72
G10108	P2	G10109	P222	G10128	P133	G10171	P98
G10108	P2	G10110	P8	G10128	P144	G10171	P228
G10108	P4	G10110	P36	G10130	P4	G10171	P228
G10108	P22	G10110	P72	G10130	P53	G10171	P228
G10108	P32	G10110	P114	G10130	P59	G10172	P110
G10108	P50	G10110	P116	G10130	P136	G10172	P169
G10108	P50	G10110	P148	G10130	P247	G10172	P172
G10108	P50	G10110	P158	G10130	P249	G10172	P252
G10108	P51	G10110	P252	G10130	P250	G10201	P2
G10108	P58	G10111	P4	G10131	P108	G10201	P10

Part No.	Page	Part No.	Page	Part No.	Page	Part No.	Page
G10201	P32	G10228	P104	G10229	P226	G10231	P238
G10201	P50	G10228	P112	G10229	P238	G10231	P238
G10201	P58	G10228	P122	G10229	P244	G10232	P16
G10201	P90	G10228	P122	G10229	P247	G10232	P16
G10201	P92	G10228	P124	G10229	P248	G10232	P98
G10201	P228	G10228	P125	G10229	P252	G10232	P114
G10201	P228	G10228	P128	G10229	P252	G10232	P133
G10204	P12	G10228	P128	G10230	P8	G10232	P144
G10204	P14	G10228	P145	G10230	P8	G10232	P148
G10204	P214	G10228	P152	G10230	P18	G10232	P152
G10204	P224	G10228	P154	G10230	P19	G10232	P152
G10205	P138	G10228	P154	G10230	P50	G10232	P174
G10207	P2	G10228	P158	G10230	P51	G10232	P174
G10213	P12	G10228	P158	G10230	P51	G10232	P179
G10213	P46	G10228	P158	G10230	P54	G10232	P206
G10213	P48	G10228	P169	G10230	P56	G10232	P206
G10213	P214	G10228	P214	G10230	P102	G10232	P206
G10216	P14	G10228	P216	G10230	P104	G10232	P214
G10216	P51	G10228	P216	G10230	P105	G10232	P220
G10217	P220	G10228	P220	G10230	P116	G10232	P228
G10220	P217	G10228	P226	G10230	P116	G10232	P228
G10227	P36	G10228	P228	G10230	P118	G10232	P228
G10227	P72	G10228	P238	G10230	P214	G10232	P228
G10227	P122	G10228	P252	G10230	P216	G10232	P228
G10227	P125	G10229	P19	G10230	P218	G10232	P238
G10227	P140	G10229	P32	G10230	P218	G10232	P247
G10227	P140	G10229	P36	G10230	P220	G10232	P248
G10227	P140	G10229	P46	G10230	P220	G10233	P53
G10227	P142	G10229	P46	G10230	P220	G10233	P55
G10227	P142	G10229	P50	G10230	P226	G10233	P114
G10227	P144	G10229	P54	G10230	P228	G10233	P132
G10227	P144	G10229	P56	G10230	P232	G10233	P133
G10227	P145	G10229	P62	G10230	P232	G10233	P136
G10227	P148	G10229	P66	G10230	P234	G10233	P144
G10227	P152	G10229	P71	G10230	P234	G10233	P224
G10227	P152	G10229	P116	G10230	P237	G10233	P226
G10227	P226	G10229	P136	G10230	P238	G10233	P229
G10227	P248	G10229	P136	G10230	P238	G10233	P247
G10227	P20	G10229	P140	G10230	P240	G10234	P112
G10228	P4	G10229	P142	G10230	P242	G10235	P133
G10228	P4	G10229	P145	G10230	P248	G10235	P136
G10228	P4	G10229	P168	G10230	P248	G10235	P145
G10228	P14	G10229	P169	G10230	P252	G10235	P188
G10228	P44	G10229	P172	G10230	P254	G10235	P190
G10228	P44	G10229	P178	G10230	P254	G10237	P122
G10228	P54	G10229	P198	G10231	P103	G10237	P218
G10228	P54	G10229	P199	G10231	P122	G10243	P80
G10228	P55	G10229	P206	G10231	P124	G10243	P199
G10228	P72	G10229	P214	G10231	P128	G10243	P206
G10228	P102	G10229	P218	G10231	P128	G10253	P140
G10228	P104	G10229	P218	G10231	P130	G10256	P152
G10228	P104	G10229	P225	G10231	P232	G10257	P140

Part No.	Page	Part No.	Page	Part No.	Page	Part No.	Page
G10260	P30	G10328	P168	G10453	P133	G10501	P44
G10278	P240	G10330	P122	G10455	P86	G10501	P114
G10278	P242	G10330	P124	G10455	P88	G10501	P133
G10284	P51	G10336	P112	G10455	P135	G10501	P133
G10287	P234	G10338	P10	G10455	P225	G10501	P144
G10292	P240	G10338	P14	G10455	P248	G10503	P40
G10303	P16	G10338	P22	G10456	P216	G10503	P42
G10303	P40	G10338	P58	G10457	P104	G10503	P46
G10303	P55	G10338	P96	G10459	P218	G10503	P48
G10303	P133	G10338	P98	G10460	P108	G10503	P138
G10303	P136	G10338	P100	G10460	P111	G10503	P214
G10303	P228	G10339	P248	G10460	P112	G10503	P222
G10303	P228	G10341	P51	G10460	P112	G10504	P214
G10303	P247	G10345	P132	G10460	P112	G10507	P218
G10303	P249	G10345	P154	G10460	P112	G10509	P160
G10303	P250	G10348	P44	G10460	P116	G10523	P36
G10305	P37	G10348	P118	G10460	P120	G10526	P216
G10305	P37	G10350	P246	G10460	P128	G10527	P112
G10305	P214	G10371	P44	G10460	P130	G10527	P135
G10306	P36	G10374	P140	G10460	P154	G10529	P37
G10306	P220	G10374	P142	G10460	P154	G10529	P90
G10306	P222	G10395	P148	G10460	P155	G10529	P92
G10306	P244	G10396	P252	G10460	P228	G10531	P28
G10307	P50	G10396	P254	G10460	P229	G10535	P54
G10308	P18	G10400	P48	G10460	P237	G10535	P56
G10309	P22	G10401	P26	G10460	P252	G10536	P40
G10310	P10	G10403	P72	G10460	P254	G10536	P42
G10310	P36	G10403	P155	G10462	P62	G10542	P214
G10310	P58	G10408	P144	G10462	P62	G10543	P112
G10312	P2	G10409	P144	G10462	P74	G10544	P158
G10312	P20	G10409	P247	G10462	P74	G10546	P22
G10312	P32	G10412	P22	G10463	P16	G10546	P33
G10312	P62	G10412	P54	G10463	P51	G10546	P140
G10312	P144	G10412	P56	G10468	P108	G10546	P144
G10315	P16	G10419	P226	G10470	P26	G10551	P2
G10315	P18	G10427	P12	G10470	P144	G10560	P216
G10315	P36	G10427	P16	G10478	P247	G10567	P22
G10316	P86	G10430	P133	G10485	P232	G10567	P32
G10316	P88	G10430	P144	G10485	P234	G10567	P33
G10318	P42	G10436	P108	G10494	P106	G10570	P33
G10322	P218	G10436	P122	G10496	P54	G10572	P42
G10323	P26	G10437	P108	G10496	P56	G10574	P38
G10323	P30	G10437	P122	G10496	P136	G10574	P44
G10324	P159	G10438	P2	G10496	P140	G10574	P48
G10325	P12	G10438	P216	G10496	P142	G10581	P138
G10325	P32	G10441	P120	G10496	P145	G10583	P135
G10325	P90	G10441	P122	G10496	P226	G10583	P174
G10325	P92	G10441	P124	G10496	P248	G10585	P40
G10325	P102	G10450	P220	G10497	P140	G10585	P42
G10326	P2	G10451	P51	G10499	P66	G10585	P108
G10328	P12	G10451	P214	G10499	P214	G10587	P228
G10328	P90	G10452	P36	G10500	P26	G10588	P228



Part No.	Page	Part No.	Page	Part No.	Page	Part No.	Page
G10592	P90	G10620	P63	G10636	P124	G10686	P205
G10592	P218	G10620	P74	G10636	P128	G10686	P234
G10594	P218	G10620	P96	G10636	P130	G10687	P10
G10595	P132	G10620	P98	G10640	P14	G10688	P54
G10595	P145	G10620	P100	G10640	P112	G10688	P56
G10597	P40	G10620	P120	G10640	P122	G10688	P135
G10597	P42	G10620	P136	G10640	P124	G10689	P110
G10599	P18	G10620	P216	G10640	P155	G10689	P120
G10599	P19	G10620	P224	G10640	P155	G10690	P26
G10599	P50	G10620	P20	G10640	P216	G10693	P244
G10599	P66	G10621	P10	G10640	P218	G10716	P120
G10599	P90	G10621	P22	G10640	P220	G10718	P51
G10599	P92	G10621	P26	G10640	P222	G10718	P249
G10599	P104	G10621	P26	G10640	P226	G10718	P250
G10599	P218	G10621	P32	G10640	P248	G10722	P158
G10602	P22	G10621	P37	G10640	P249	G10725	P158
G10602	P26	G10621	P58	G10640	P250	G10730	P48
G10602	P28	G10621	P74	G10641	P108	G10732	P8
G10602	P30	G10621	P80	G10641	P217	G10732	P50
G10602	P32	G10621	P86	G10641	P228	G10734	P240
G10602	P33	G10621	P88	G10641	P238	G10734	P242
G10602	P132	G10621	P94	G10643	P48	G10743	P138
G10602	P135	G10621	P132	G10643	P154	G10751	P8
G10602	P138	G10621	P133	G10647	P108	G10751	P50
G10602	P144	G10622	P12	G10647	P122	G10751	P50
G10602	P225	G10622	P12	G10655	P228	G10752	P8
G10602	P229	G10622	P37	G10660	P33	G10752	P22
G10603	P26	G10622	P37	G10669	P2	G10752	P54
G10603	P28	G10622	P66	G10670	P32	G10752	P56
G10603	P30	G10622	P86	G10670	P228	G10753	P58
G10603	P222	G10622	P88	G10672	P228	G10755	P63
G10604	P26	G10622	P98	G10672	P252	G10756	P252
G10606	P112	G10622	P100	G10672	P254	G10756	P254
G10610	P104	G10623	P232	G10674	P232	G10757	P36
G10610	P128	G10623	P234	G10674	P232	G10758	P36
G10610	P216	G10626	P232	G10674	P232	G10758	P199
G10615	P240	G10626	P232	G10674	P232	G10758	P206
G10616	P232	G10626	P234	G10674	P232	G10765	P46
G10616	P235	G10626	P240	G10674	P235	G10765	P48
G10619	P232	G10626	P252	G10674	P240	G10765	P104
G10619	P234	G10626	P254	G10676	P63	G10765	P140
G10619	P240	G10627	P235	G10676	P228	G10765	P142
G10620	P2	G10628	P235	G10676	P232	G10770	P165
G10620	P10	G10629	P235	G10676	P234	G10770	P165
G10620	P14	G10630	P232	G10676	P234	G10779	P120
G10620	P14	G10630	P234	G10681	P182	G10779	P159
G10620	P22	G10633	P232	G10681	P214	G10801	P16
G10620	P32	G10634	P28	G10681	P240	G10804	P140
G10620	P58	G10636	P120	G10681	P242	G10804	P142
G10620	P62	G10636	P122	G10681	P249	G10806	P124
G10620	P63	G10636	P122	G10681	P250	G10808	P108
G10620	P63	G10636	P124	G10686	P199	G10808	P122

Part No.	Page	Part No.	Page	Part No.	Page	Part No.	Page
G10809	P62	G10918	P138	G11065	P175	G11091	P234
G10809	P104	G10921	P33	G11065	P206	G11091	P235
G10821	P135	G10923	P4	G11066	P152	G11091	P254
G10821	P225	G10923	P53	G11066	P152	G11100	P136
G10821	P248	G10923	P59	G11066	P174	G11100	P145
G10826	P252	G10923	P136	G11067	P174	G11100	P226
G10826	P254	G10923	P247	G11068	P175	G11100	P248
G10828	P112	G10924	P14	G11073	P33	G11122	P238
G10830	P222	G10927	P199	G11075	P136	G11123	P80
G10830	P237	G10927	P206	G11075	P145	G11124	P66
G10844	P154	G10928	P199	G11075	P226	G11124	P80
G10844	P158	G10928	P206	G11075	P248	G11133	P66
G10857	P94	G10931	P199	G11078	P136	G11145	P62
G10857	P144	G10931	P206	G11078	P145	G11147	P62
G10857	P20	G10938	P214	G11078	P226	G11151	P28
G10859	P140	G10939	P98	G11078	P248	G11158	P72
G10859	P142	G10939	P100	G11081	P128	G11166	P66
G10860	P132	G10939	P163	G11081	P130	G11166	P66
G10860	P135	G10940	P14	G11083	P240	G11170	P110
G10860	P138	G10955	P120	G11083	P242	G11172	P30
G10862	P218	G10955	P124	G11091	P8	G11173	P30
G10864	P36	G10961	P74	G11091	P10	G11188	P69
G10870	P132	G10961	P216	G11091	P58	G11188	P69
G10870	P135	G10961	P224	G11091	P59	G11188	P70
G10870	P138	G10962	P159	G11091	P62	G11188	P70
G10871	P169	G10968	P54	G11091	P62	G11194	P62
G10871	P220	G10968	P56	G11091	P62	G11204	P66
G10872	P142	G10974	P46	G11091	P66	G11204	P90
G10873	P142	G10974	P48	G11091	P66	G11204	P90
G10874	P116	G10977	P174	G11091	P84	G11204	P92
G10876	P142	G10990	P168	G11091	P84	G11204	P92
G10887	P232	G10991	P220	G11091	P90	G11209	P36
G10887	P234	G10991	P244	G11091	P90	G11210	P30
G10887	P240	G10992	P86	G11091	P92	G11213	P30
G10888	P232	G10992	P88	G11091	P92	G11215	P66
G10888	P235	G10992	P152	G11091	P98	G11215	P80
G10889	P232	G10992	P152	G11091	P102	G11216	P94
G10889	P234	G10995	P240	G11091	P102	G11220	P4
G10890	P133	G10995	P242	G11091	P102	G11223	P105
G10900	P140	G10996	P140	G11091	P102	G11228	P46
G10901	P10	G10996	P142	G11091	P102	G11230	P108
G10901	P232	G10996	P184	G11091	P102	G11236	P46
G10901	P234	G10996	P184	G11091	P102	G11239	P5
G10907	P162	G10996	P196	G11091	P102	G11239	P60
G10907	P163	G11009	P26	G11091	P108	G11241	P206
G10908	P222	G11009	P28	G11091	P110	G11242	P114
G10912	P12	G11009	P30	G11091	P110	G11243	P5
G10912	P50	G11010	P48	G11091	P112	G11243	P60
G10913	P122	G11015	P2	G11091	P174	G11243	P148
G10913	P124	G11018	P4	G11091	P205	G11244	P148
G10917	P240	G11034	P222	G11091	P232	G11249	P90
G10917	P242	G11042	P238	G11091	P234	G11249	P92

Part No.	Page	Part No.	Page	Part No.	Page	Part No.	Page
G11258	P180	G11386	P249	G11389	P40	G11391	P154
G11284	P94	G11386	P249	G11389	P40	G11391	P155
G11288	P199	G11386	P250	G11389	P42	G11391	P156
G11288	P206	G11386	P250	G11389	P42	G11391	P158
G11295	P5	G11387	P2	G11389	P42	G11391	P216
G11295	P60	G11387	P2	G11389	P46	G11391	P217
G11296	P5	G11387	P4	G11389	P54	G11391	P218
G11296	P60	G11387	P10	G11389	P54	G11391	P220
G11302	P86	G11387	P16	G11389	P55	G11391	P222
G11303	P102	G11387	P18	G11389	P104	G11391	P224
G11305	P242	G11387	P18	G11389	P104	G11391	P237
G11306	P235	G11387	P19	G11389	P104	G11391	P238
G11308	P234	G11387	P22	G11389	P108	G11391	P238
G11309	P179	G11387	P32	G11389	P108	G11391	P238
G11311	P152	G11387	P36	G11389	P112	G11391	P252
G11314	P130	G11387	P50	G11389	P116	G11391	P254
G11319	P155	G11387	P51	G11389	P118	G11391	P254
G11320	P155	G11387	P51	G11389	P125	G11392	P46
G11320	P155	G11387	P54	G11389	P128	G11392	P90
G11328	P86	G11387	P56	G11389	P132	G11392	P92
G11328	P88	G11387	P58	G11389	P138	G11394	P108
G11330	P116	G11387	P62	G11389	P145	G11394	P122
G11332	P86	G11387	P66	G11389	P156	G11396	P120
G11332	P88	G11387	P66	G11389	P216	G11396	P128
G11337	P74	G11387	P72	G11389	P218	G11396	P130
G11360	P84	G11387	P90	G11389	P220	G11396	P252
G11367	P84	G11387	P92	G11389	P226	G11396	P254
G11385	P8	G11387	P98	G11389	P226	G11400	P130
G11385	P33	G11387	P102	G11389	P238	G11400	P155
G11385	P36	G11387	P108	G11389	P254	G11400	P155
G11385	P72	G11387	P110	G11391	P4	G11409	P80
G11385	P74	G11387	P125	G11391	P8	G11411	P90
G11385	P144	G11387	P136	G11391	P10	G11418	P158
G11385	P144	G11387	P140	G11391	P18	G11419	P18
G11385	P145	G11387	P145	G11391	P22	G11436	P214
G11385	P196	G11387	P154	G11391	P42	G11436	P218
G11385	P252	G11387	P172	G11391	P48	G11436	P220
G11386	P16	G11387	P214	G11391	P50	G11453	P136
G11386	P40	G11387	P218	G11391	P50	G11453	P226
G11386	P55	G11387	P218	G11391	P54	G11453	P248
G11386	P63	G11387	P220	G11391	P56	G11464	P86
G11386	P63	G11387	P222	G11391	P66	G11464	P88
G11386	P72	G11387	P225	G11391	P71	G11491	P8
G11386	P152	G11387	P226	G11391	P84	G11514	P8
G11386	P152	G11387	P238	G11391	P104	G11514	P8
G11386	P214	G11387	P244	G11391	P104	G11514	P8
G11386	P220	G11387	P247	G11391	P105	G11514	P50
G11386	P228	G11387	P248	G11391	P110	G11514	P50
G11386	P228	G11389	P4	G11391	P112	G11514	P50
G11386	P228	G11389	P4	G11391	P112	G11518	P80
G11386	P228	G11389	P4	G11391	P133	G11522	P92
G11386	P247	G11389	P40	G11391	P154	G11528	P90

Part No.	Page	Part No.	Page	Part No.	Page	Part No.	Page
G11528	P92	G1K385	P36	G306-12	P68	G4205-10	P240
G11541	P58	G1K426	P181	G306-12	P68	G4205-10	P242
G11591	P2	G1K528	P8	G306-12	P110	G4206-04	P234
G11592	P2	G1K534	P51	G3200-63	P238	G4301-05	P240
G1K215	P216	G1K535	P51	G3302-09	P71	G4301-05	P242
G1K248	P66	G2100-03	P55	G3303-100	P50	G4301-05	P250
G1K248	P80	G2100-03	P114	G3303-103	P10	G4301-06	P240
G1K248	P150	G2100-03	P136	G3303-108	P2	G4301-06	P242
G1K248	P196	G2100-03	P144	G3303-108	P33	G4301-06	P249
G1K248	P198	G2100-03	P248	G3303-108	P98	G4431-01	P102
G1K248	P206	G2408-08	P188	G3303-114	P2	G4602-02	P235
G1K249	P199	G2408-08	P190	G3303-114	P33	G4602-04	P232
G1K252	P150	G2500-84	P238	G3303-120	P98	G6325X	P8
G1K252	P196	G2501-12-16	P72	G3303-124	P2	G6400-06	P68
G1K252	P199	G2501-16-20	P72	G3303-16	P2	G6400-06	P76
G1K252	P206	G2603-08	P190	G3303-34	P10	G6400-06	P78
G1K267	P150	G2700-06-06	P68	G3303-41	P58	G6400-06	P172
G1K267	P196	G2700-06-06	P76	G3303-44	P10	G6400-06	P175
G1K267	P198	G2700-06-06	P78	G3303-78	P58	G6400-06	P181
G1K268	P150	G2700-08	P168	G3303-88	P10	G6400-06	P182
G1K268	P196	G2700-08	P188	G3303-96	P50	G6400-06-08	P108
G1K268	P198	G2700-08	P190	G3303-98	P2	G6400-08	P108
G1K269	P54	G2700-10	P68	G3305-01	P37	G6400-08	P116
G1K269	P136	G2700-10	P188	G3305-03	P252	G6400-08	P169
G1K269	P248	G2700-10	P190	G3310-100	P138	G6400-08	P172
G1K274	P184	G2700-12	P68	G3310-100	P144	G6400-08	P174
G1K275	P184	G2701-08	P155	G3310-114	P133	G6400-08	P174
G1K296	P14	G2702-06	P68	G3310-118	P133	G6400-08	P175
G1K320	P150	G2702-06	P110	G3310-122	P56	G6400-08	P178
G1K320	P196	G2702-10	P68	G3310-126	P133	G6400-08	P188
G1K320	P198	G2702-10	P110	G3310-130	P226	G6400-08	P190
G1K321	P150	G2702-12	P68	G3310-170	P248	G6400-08-04	P154
G1K321	P196	G2702-12	P110	G3310-226	P54	G6400-08-04	P168
G1K321	P198	G2703-08-08-10	P188	G3310-74	P144	G6400-10	P72
G1K322	P198	G2703-08-08-10	P190	G3310-80	P135	G6400-10	P172
G1K323	P198	G304-C-08	P168	G3310-84	P114	G6400-10	P174
G1K324	P133	G304-C-10	P68	G3310-88	P225	G6400-10	P175
G1K331	P54	G304-C-12	P68	G3317-16	P114	G6400-10	P182
G1K331	P56	G306-06	P68	G3400-01	P55	G6400-10-08	P169
G1K345	P18	G306-06	P68	G3400-01	P114	G6400-10-08	P172
G1K362	P198	G306-06	P76	G3400-01	P136	G6400-10-08	P178
G1K362	P206	G306-06	P78	G3400-01	P144	G6400-10-08	P183
G1K363	P199	G306-06	P110	G3400-01	P248	G6400-10-12	P181
G1K363	P206	G306-08	P155	G4086	P76	G6400-12	P72
G1K378	P226	G306-08	P168	G4086	P78	G6400-12	P172
G1K378	P248	G306-08	P188	G4200-01	P252	G6400-12	P182
G1K379	P226	G306-08	P190	G4200-01	P254	G6400-12-10	P183
G1K379	P248	G306-10	P68	G4200-03	P232	G6400-L-08	P116
G1K380	P136	G306-10	P68	G4200-06	P232	G6400-L-08	P174
G1K380	P145	G306-10	P110	G4200-14	P234	G6403-NWO-08	P174
G1K381	P136	G306-10	P188	G4201-03	P232	G6408-04	P159
G1K381	P145	G306-10	P190	G4202-04	P235	G6408-06	P182

# Numerical Index

M0236-02

Model 3600

Part No.	Page	Part No.	Page	Part No.	Page	Part No.	Page
G6408-06.....	P183	G6801-08-10.....	P174	G7100-259.....	P260	GA0167.....	P158
G6408-08.....	P159	G6801-10.....	P72	G7100-259.....	P261	GA0237.....	P217
G6408-08.....	P160	G6801-10.....	P74	G7100-260.....	P258	GA0241.....	P238
G6408-08.....	P161	G6801-10.....	P80	G7100-260.....	P259	GA0245.....	P158
G6408-08.....	P162	G6801-10-08.....	P179	G7100-260.....	P260	GA0251.....	P238
G6408-08.....	P163	G6801-10-08.....	P180	G7100-262.....	P258	GA0252.....	P238
G6408-08.....	P164	G6801-10-12.....	P71	G7100-266.....	P268	GA0257.....	P158
G6408-08.....	P166	G6801-10-12.....	P76	G7100-295.....	P271	GA0262.....	P238
G6408-08.....	P168	G6801-10-12.....	P78	G7100-301.....	P257	GA0312.....	P214
G6408-08.....	P174	G6801-12.....	P74	G7100-302.....	P264	GA0328.....	P214
G6408-10.....	P172	G6801-12.....	P76	G7100-329.....	P273	GA0378.....	P133
G6408-10.....	P174	G6801-12.....	P78	G7100-335.....	P274	GA0547.....	P238
G6408-12.....	P172	G6801-12.....	P181	G7100-340.....	P271	GA0810.....	P214
G6408-12.....	P182	G6801-12-10.....	P72	G7100-341.....	P271	GA0895.....	P128
G6408-H02-0.....	P180	G6801-12-10.....	P74	G7100-352.....	P274	GA0895.....	P130
G6408-H04-0.....	P163	G6801-12-10.....	P80	G7100-358.....	P272	GA0898.....	P228
G6408-H06-0.....	P175	G6801-12-10.....	P179	G7100-359.....	P272	GA10036.....	P224
G6408-H06-0.....	P179	G6801-16.....	P72	G7100-368.....	P275	GA10037.....	P224
G6408-H06-O.....	P174	G6801-16-20.....	P72	G7100-370.....	P262	GA10047.....	P220
G6408-H06-O.....	P174	G6801-L-08.....	P174	G7100-375.....	P273	GA10048.....	P220
G6408-H08-O.....	P179	G6802-08.....	P178	G7100-376.....	P266	GA10054.....	P140
G6408-H10-0.....	P179	G6802-12-10.....	P180	G7100-377.....	P266	GA10137.....	P22
G6500-06.....	P62	G6804-10.....	P172	G7100-380.....	P268	GA10149.....	P181
G6500-06.....	P68	G6804-12.....	P72	G7100-385.....	P255	GA10151.....	P10
G6500-06.....	P175	G6804-12.....	P172	G7100-385.....	P265	GA10151.....	P22
G6500-06.....	P181	G6804-12-12-08.....	P72	G7100-385.....	P267	GA10151.....	P58
G6500-08.....	P116	G7100-02.....	P256	G7100-385.....	P269	GA10151.....	P96
G6500-08.....	P174	G7100-110.....	P274	G7100-387.....	P272	GA10155.....	P22
G6500-10.....	P62	G7100-111.....	P274	G7100-389.....	P262	GA10157.....	P2
G6500-10.....	P68	G7100-115.....	P261	G7100-392.....	P257	GA10161.....	P50
G6500-10.....	P183	G7100-116.....	P274	G7100-397.....	P257	GA10621.....	P238
G6500-12.....	P62	G7100-117.....	P256	G7100-400.....	P263	GA10622.....	P237
G6500-12.....	P72	G7100-153.....	P273	G7100-42.....	P257	GA10624.....	P237
G6500-12.....	P183	G7100-177.....	P272	G7100-456.....	P273	GA10634.....	P24
G6502-12.....	P62	G7100-192.....	P273	G7100-46.....	P263	GA10635.....	P66
G6502-12.....	P68	G7100-200.....	P265	G7100-470.....	P268	GA10765.....	P66
G6502-12.....	P72	G7100-200.....	P267	G7100-49.....	P273	GA10765.....	P80
G6602-06.....	P78	G7100-201.....	P273	G7100-63.....	P269	GA10765.....	P80
G6701-12.....	P68	G7100-208.....	P272	G7100-63.....	P255	GA10799.....	P66
G6801-06.....	P76	G7100-214.....	P272	G7100-68.....	P255	GA10799.....	P80
G6801-06.....	P78	G7100-215.....	P262	G7100-68.....	P265	GA10832.....	P135
G6801-06.....	P80	G7100-217.....	P272	G7100-68.....	P267	GA10894.....	P238
G6801-06.....	P175	G7100-234.....	P273	G7100-68.....	P269	GA10901.....	P2
G6801-06-08.....	P104	G7100-247.....	P272	G7100-75.....	P263	GA10907.....	P238
G6801-06-08.....	P120	G7100-249.....	P262	G7100-89.....	P270	GA10908.....	P238
G6801-08.....	P76	G7100-252.....	P272	G7100-90.....	P263	GA10917.....	P72
G6801-08.....	P78	G7100-258.....	P258	G7100-92.....	P273	GA10917.....	P74
G6801-08.....	P111	G7100-258.....	P259	G7566X.....	P19	GA10918.....	P72
G6801-08.....	P154	G7100-258.....	P260	G7633X.....	P196	GA10919.....	P71
G6801-08.....	P174	G7100-259.....	P258	G7639X.....	P196	GA10924.....	P196
G6801-08.....	P174	G7100-259.....	P258	G7698X.....	P116	GA11068.....	P62
G6801-08.....	P175	G7100-259.....	P259	G8158X.....	P30	GA11079.....	P105

Part No.	Page	Part No.	Page	Part No.	Page	Part No.	Page
GA11164	P62	GA12538	P204	GA12675	P51	GA13667	P66
GA11200	P122	GA12538	P206	GA12676	P51	GA13671	P66
GA11331	P55	GA12539	P200	GA12677	P51	GA13673	P105
GA11331	P114	GA12539	P204	GA12802	P72	GA1369	P214
GA11397	P220	GA12540	P202	GA12812	P66	GA13716	P234
GA11398	P220	GA12540	P204	GA12812	P80	GA13719	P154
GA11520	P38	GA12540	P210	GA12812	P147	GA13719	P158
GA11523	P72	GA12551	P202	GA12812	P150	GA13733	P98
GA11528	P104	GA12552	P200	GA12812	P208	GA13734	P88
GA11736	P196	GA12553	P200	GA12813	P150	GA13735	P88
GA11911	P30	GA12554	P148	GA12848	P30	GA13741	P174
GA11934	P182	GA12555	P202	GA12852	P200	GA13764	P154
GA11935	P30	GA12555	P210	GA12853	P200	GA13768	P104
GA11969	P50	GA12556	P202	GA12858	P150	GA13783	P105
GA11971	P50	GA12556	P204	GA12861	P148	GA13790	P133
GA11982	P4	GA12557	P204	GA12865	P148	GA13791	P180
GA11987	P66	GA12558	P202	GA12866	P148	GA13800	P82
GA11988	P152	GA12558	P204	GA12868	P200	GA13801	P81
GA11991	P152	GA12558	P210	GA13044	P204	GA13801	P81
GA11992	P152	GA12559	P202	GA13047	P204	GA13801	P82
GA11993	P152	GA12559	P204	GA13048	P204	GA13802	P81
GA11994	P152	GA12559	P210	GA13078	P179	GA13802	P82
GA11995	P152	GA12562	P202	GA13079	P179	GA13803	P81
GA11997	P152	GA12563	P206	GA13114	P154	GA13803	P82
GA12102	P152	GA12564	P202	GA13169	P147	GA13804	P81
GA12104	P152	GA12564	P204	GA13204	P122	GA13804	P82
GA12133	P30	GA12564	P210	GA13204	P124	GA13805	P81
GA12143	P22	GA12565	P114	GA13204	P202	GA13805	P82
GA12144	P10	GA12565	P202	GA13204	P204	GA13807	P81
GA12144	P22	GA12565	P204	GA13214	P122	GA13807	P82
GA12144	P58	GA12565	P208	GA13214	P125	GA13808	P81
GA12144	P98	GA12566	P204	GA13220	P180	GA13808	P82
GA12154	P30	GA12566	P210	GA13221	P180	GA13809	P82
GA12163	P105	GA12567	P204	GA13222	P180	GA13810	P82
GA12164	P105	GA12567	P210	GA13223	P180	GA13817	P82
GA12191	P132	GA12568	P202	GA13224	P180	GA13824	P81
GA12192	P132	GA12568	P210	GA13227	P122	GA13824	P82
GA12192	P226	GA12569	P114	GA13227	P124	GA13826	P82
GA12235	P46	GA12577	P103	GA13299	P66	GA13934	P112
GA12235	P48	GA12596	P202	GA13335	P128	GA13935	P168
GA12236	P44	GA12596	P204	GA13340	P156	GA13938	P108
GA12236	P46	GA12596	P210	GA13487	P155	GA13938	P168
GA12236	P48	GA12598	P202	GA13512	P152	GA13939	P168
GA12335	P244	GA12598	P204	GA13521	P199	GA13944	P150
GA12358	P152	GA12598	P210	GA13551	P206	GA13954	P168
GA12403	P94	GA12626	P152	GA13562	P200	GA13986	P103
GA12403	P198	GA12629	P152	GA13572	P200	GA13994	P154
GA12404	P152	GA12630	P60	GA13594	P106	GA14004	P86
GA12405	P5	GA12641	P206	GA13622	P235	GA14005	P86
GA12537	P202	GA12655	P202	GA13623	P235	GA14031	P96
GA12537	P204	GA12655	P210	GA13633	P179	GA14040	P90
GA12537	P210	GA12661	P114	GA13665	P105	GA14040	P92



Part No.	Page	Part No.	Page	Part No.	Page	Part No.	Page
GA14041	P90	GA14412	P130	GA14942	P86	GA16376	P208
GA14041	P92	GA14413	P128	GA14942	P88	GA16376	P210
GA14049	P232	GA14413	P130	GA14943	P104	GA16381	P208
GA14050	P234	GA14444	P102	GA14981	P124	GA16381	P210
GA14052	P90	GA14445	P102	GA15101	P193	GA16382	P208
GA14052	P92	GA14446	P72	GA15151	P158	GA16382	P210
GA14089	P90	GA14448	P200	GA15197	P18	GA16383	P208
GA14092	P90	GA14449	P200	GA15197	P19	GA16383	P210
GA14111	P234	GA14450	P204	GA15258	P124	GA16392	P150
GA14112	P232	GA14450	P210	GA15288	P208	GA16393	P208
GA14112	P235	GA14452	P204	GA15290	P208	GA16393	P210
GA14127	P152	GA14452	P210	GA15312	P48	GA16428	P232
GA14129	P94	GA14478	P166	GA15415	P214	GA16428	P234
GA14133	P94	GA14481	P118	GA15415	P218	GA16826	P202
GA14135	P94	GA14481	P166	GA15415	P220	GA16826	P208
GA14136	P94	GA14489	P178	GA15416	P214	GA16826	P210
GA14250	P46	GA14513	P62	GA15416	P218	GA16829	P208
GA14251	P46	GA14514	P110	GA15416	P220	GA16829	P210
GA14279	P161	GA14515	P110	GA15452	P80	GA16830	P8
GA14280	P161	GA14516	P122	GA15453	P125	GA16831	P204
GA14282	P120	GA14516	P124	GA15499	P68	GA16831	P210
GA14282	P163	GA14517	P122	GA15499	P76	GA16832	P211
GA14305	P122	GA14517	P125	GA15499	P78	GA16833	P211
GA14322	P110	GA14519	P110	GA15499	P186	GA16834	P211
GA14323	P110	GA14520	P254	GA15499	P188	GA16868	P8
GA14330	P84	GA14571	P193	GA15499	P190	GA16923	P206
GA14331	P84	GA14572	P80	GA15499	P192	GA16997	P92
GA14349	P130	GA14574	P80	GA15881	P208	GA17070	P102
GA14359	P116	GA14576	P179	GA15882	P208	GA17077	P98
GA14361	P155	GA14589	P102	GA15883	P208	GA17078	P102
GA14370	P102	GA14593	P81	GA15884	P208	GA17080	P102
GA14371	P102	GA14593	P82	GA15907	P208	GA17088	P84
GA14372	P102	GA14600	P120	GA16082	P198	GA1720	P8
GA14373	P102	GA14632	P154	GA16145	P102	GA1720	P10
GA14378	P62	GA14632	P159	GA16145	P254	GA1720	P50
GA14378	P66	GA14687	P118	GA16157	P232	GA1720	P58
GA14382	P62	GA14688	P118	GA16157	P234	GA17200	P208
GA14382	P74	GA14689	P118	GA16338	P196	GA17399	P154
GA14382	P80	GA14690	P118	GA16339	P196	GA17400	P154
GA14383	P62	GA14707	P90	GA16340	P196	GA17401	P155
GA14383	P74	GA14822	P86	GA16343	P208	GA17402	P155
GA14384	P62	GA14823	P88	GA16350	P208	GA17413	P125
GA14384	P74	GA14839	P90	GA16351	P210	GA17547	P150
GA14385	P62	GA14846	P147	GA16352	P210	GA17547	P196
GA14385	P74	GA14846	P150	GA16355	P211	GA17547	P198
GA14386	P62	GA14847	P66	GA16374	P10	GA17903	P124
GA14386	P66	GA14847	P80	GA16374	P58	GA18105	P124
GA14387	P66	GA14856	P90	GA16374	P208	GA18201	P26
GA14394	P156	GA14856	P92	GA16374	P210	GA18208	P28
GA14396	P66	GA14858	P90	GA16374	P211	GA18397	P55
GA14402	P156	GA14858	P92	GA16375	P208	GA18398	P55
GA14412	P128	GA14939	P111	GA16375	P210	GA18724	P8

Part No.	Page	Part No.	Page	Part No.	Page	Part No.	Page
GA18736	P62	GA4293	P182	GA5112	P135	GA5796	P28
GA18736	P69	GA4293	P183	GA5112	P144	GA5834	P28
GA18736	P70	GA4376	P128	GA5113	P132	GA5842	P104
GA18737	P62	GA4376	P130	GA5113	P135	GA5853	P158
GA18737	P69	GA4377	P128	GA5113	P138	GA5887	P217
GA18737	P70	GA4377	P130	GA5113	P144	GA5892	P40
GA19960	P198	GA4444	P32	GA5114	P114	GA5982	P28
GA19960	P206	GA4617	P248	GA5114	P132	GA6038	P28
GA19961	P198	GA4618	P248	GA5114	P132	GA6108	P196
GA19961	P206	GA4619	P248	GA5114	P135	GA6109	P196
GA2007	P22	GA4620	P248	GA5114	P225	GA6147	P199
GA2012L	P12	GA4722	P122	GA5114	P226	GA6147	P206
GA2012R	P12	GA4722	P124	GA5114	P248	GA6168	P28
GA2014	P12	GA4723	P122	GA5115	P225	GA6171	P14
GA2014	P16	GA4723	P124	GA5116	P226	GA6171	P16
GA2014	P42	GA4727	P122	GA5121	P120	GA6171	P18
GA2014	P44	GA4727	P122	GA5121	P132	GA6171	P18
GA2014	P46	GA4727	P125	GA5146	P248	GA6171	P216
GA2014	P48	GA4729	P122	GA5164	P133	GA6171	P224
GA2014	P214	GA4729	P124	GA5165	P133	GA6182	P28
GA2014	P222	GA4842	P104	GA5194	P138	GA6184	P28
GA2019	P26	GA4843	P104	GA5194	P248	GA6187	P28
GA2020	P26	GA4976	P232	GA5195	P248	GA6337	P225
GA2054	P16	GA4976	P234	GA5229	P225	GA6434	P18
GA2068	P132	GA4976	P252	GA5385	P196	GA6436	P228
GA2075	P36	GA4976	P254	GA5385	P196	GA6437	P228
GA2094	P37	GA4995	P103	GA5548	P136	GA6478	P28
GA2148	P128	GA5105	P114	GA5600	P198	GA6497	P112
GA2148	P130	GA5105	P135	GA5600	P206	GA6503	P228
GA2180	P4	GA5105	P144	GA5624	P225	GA6514	P248
GA2180	P53	GA5105	P225	GA5651	P8	GA6515	P248
GA2180	P56	GA5105	P248	GA5654	P42	GA6527	P240
GA2180	P59	GA5106	P135	GA5654	P44	GA6527	P242
GA2180	P114	GA5106	P144	GA5654	P46	GA6597	P18
GA2180	P136	GA5106	P248	GA5654	P48	GA6608	P188
GA2528	P196	GA5107	P54	GA5654	P222	GA6608	P190
GA2559	P238	GA5107	P55	GA5667	P228	GA6618	P16
GA2612	P196	GA5107	P56	GA5671	P226	GA6619	P16
GA2660	P232	GA5107	P135	GA5672	P226	GA6620	P16
GA2660	P234	GA5107	P225	GA5698	P28	GA6633	P28
GA3407	P175	GA5107	P248	GA5698	P30	GA6699	P195
GA3413	P174	GA5108	P114	GA5699	P28	GA6700	P195
GA3552	P133	GA5108	P135	GA5715	P40	GA6701	P195
GA3553	P133	GA5108	P144	GA5715	P42	GA6733	P16
GA3584	P110	GA5108	P248	GA5716	P122	GA6741	P36
GA3584	P174	GA5109	P135	GA5716	P125	GA6801	P16
GA3584	P195	GA5109	P144	GA5718	P42	GA6832	P44
GA3893	P240	GA5109	P248	GA5719	P40	GA6833	P44
GA4286	P217	GA5110	P135	GA5719	P42	GA6834	P44
GA4287	P217	GA5110	P144	GA5787	P50	GA6838	P44
GA4293	P174	GA5111	P135	GA5794	P28	GA6907	P36
GA4293	P179	GA5111	P144	GA5795	P28	GA6928	P111



Part No.	Page	Part No.	Page	Part No.	Page	Part No.	Page
GA6929	P111	GA7306	P144	GA8135	P199	GA9204	P196
GA6943	P112	GA7313	P145	GA8157	P162	GA9205	P108
GA6960	P252	GA7317	P144	GA8305	P216	GA9205	P165
GA6960	P254	GA7319	P144	GA8306	P216	GA9407	P246
GA6961	P252	GA7320	P144	GA8324	P12	GA9433	P220
GA6961	P254	GA7321	P144	GA8326	P33	GA9434	P220
GA6964	P120	GA7336	P136	GA8328	P150	GA9437	P220
GA6966	P220	GA7336	P145	GA8329	P150	GA9468	P162
GA6975	P196	GA7336	P225	GA8343	P26	GA9472	P224
GA6977	P196	GA7336	P247	GA8364	P33	GA9479	P140
GA6978	P150	GA7372	P133	GA8366	P33	GA9479	P142
GA6978	P196	GA7390	P112	GA8371	P32	GA9480	P140
GA7016	P104	GA7396	P226	GA8393	P140	GA9480	P142
GA7018	P112	GA7424	P108	GA8393	P142	GA9481	P196
GA7019	P112	GA7433	P104	GA8483	P214	GA9482	P140
GA7022	P104	GA7434	P122	GA8603	P38	GA9482	P142
GA7022	P122	GA7434	P125	GA8603	P48	GA9483	P142
GA7022	P124	GA7434	P128	GA8603	P220	GA9547	P96
GA7051	P54	GA7434	P130	GA8641	P38	GA9553	P114
GA7051	P56	GA7445	P222	GA8641	P48	GA9553	P133
GA7051	P136	GA7446	P222	GA8651	P51	GA9554	P133
GA7051	P229	GA7463	P142	GA8677	P128	GA9557	P138
GA7052	P53	GA7540	P120	GA8685	P214	GA9558	P138
GA7052	P56	GA7579	P112	GA8688	P218	GA9559	P104
GA7052	P136	GA7845	P232	GA8689	P218	GA9559	P165
GA7052	P229	GA7845	P234	GA8691	P249	GA9564	P220
GA7067	P120	GA7852	P198	GA8692	P250	GA9565	P220
GA7077	P196	GA7852	P206	GA8731	P196	GA9571	P142
GA7096	P120	GA7853	P198	GA8734	P196	GA9572	P142
GA7098	P122	GA7854	P198	GA8735	P196	GA9714	P24
GA7098	P124	GA7855	P198	GA8760	P46	GA9819	P220
GA7110	P140	GA7857	P198	GA8845	P214	GA9820	P220
GA7111	P140	GA7858	P198	GA8859	P168	GA9821	P220
GA7129	P226	GA7859	P198	GA8877	P216	GA9822	P220
GA7130	P226	GA7859	P206	GA8877	P224	GA9837	P103
GA7133	P232	GA7862	P196	GA8898	P164	GA9840	P116
GA7135	P214	GA7863	P196	GA8899	P111	GA9843	P133
GA7137	P140	GA7949	P14	GA8899	P164	GA9844	P48
GA7154	P54	GA7975	P14	GA8904	P120	GA9845	P48
GA7154	P55	GA7976	P14	GA8904	P160	GA9846	P133
GA7154	P114	GA7998	P222	GA8931	P246	GA9861	P48
GA7154	P133	GA7999	P222	GA8979	P168	GA9862	P48
GA7154	P138	GA8026	P198	GA9088	P156	GA9865	P48
GA7154	P138	GA8046	P199	GA9096	P196	GA9883	P122
GA7154	P144	GA8046	P206	GA9097	P174	GA9918	P144
GA7208	P252	GA8047	P196	GA9098	P175	GA9963	P148
GA7209	P252	GA8047	P199	GA9105	P51	GA9964	P66
GA7221	P160	GA8047	P206	GA9131	P48	GA9964	P80
GA7239	P218	GA8050	P206	GA9144	P198	GA9964	P150
GA7240	P218	GA8092	P54	GA9145	P154	GA9964	P150
GA7255	P28	GA8092	P56	GA9195	P214	GA9978	P199
GA7274	P142	GA8092	P136	GA9202	P196	GA9978	P206

Part No.	Page	Part No.	Page	Part No.	Page	Part No.	Page
GA9979	P199	GB0278	P33	GB0430	P98	GD0844	P238
GA9979	P206	GB0282	P18	GB0431	P86	GD0914-106.5	P136
GB0110	P26	GB0285	P2	GB0431	P88	GD0914-12.50	P55
GB0115	P33	GB0287	P135	GB0433	P86	GD0914-128	P53
GB0116	P33	GB0291	P48	GB0433	P88	GD0914-128	P56
GB0120	P26	GB0292	P104	GB0434	P86	GD0914-138	P53
GB0134	P214	GB0296	P220	GB0434	P88	GD0914-138	P56
GB0186	P8	GB0301	P12	GB0435	P88	GD0914-166.75	P136
GB0196	P238	GB0301	P50	GB0435	P86	GD0914-24	P53
GB0198	P228	GB0309	P116	GB0436	P86	GD0914-24	P56
GB0199	P228	GB0314	P22	GB0436	P88	GD0914-33	P53
GB0200	P228	GB0314	P50	GB0438	P86	GD0914-33	P56
GB0205	P217	GB0315	P254	GB0438	P88	GD0914-35	P136
GB0206	P218	GB0319	P30	GB0444	P86	GD0914-38	P136
GB0206	P252	GB0322	P220	GB0444	P88	GD0914-45	P136
GB0206	P254	GB0323	P220	GB0445	P96	GD0914-48	P53
GB0209	P218	GB0328	P30	GB0446	P96	GD0914-48	P56
GB0210	P218	GB0331	P10	GB0447	P98	GD0914-54.75	P114
GB0212	P216	GB0331	P22	GB0455	P96	GD0914-66	P53
GB0213	P48	GB0331	P58	GB0455	P98	GD0914-66	P56
GB0213	P217	GB0331	P96	GB0455	P100	GD0914-90	P53
GB0213	P252	GB0331	P98	GB0458	P104	GD0914-90	P56
GB0213	P254	GB0331	P100	GB0464	P46	GD0962	P214
GB0218	P8	GB0358	P30	GB0464	P46	GD10006	P112
GB0218	P22	GB0366	P8	GB0493	P84	GD10007	P138
GB0218	P48	GB0383	P46	GB0501	P86	GD10011	P120
GB0218	P48	GB0387	P44	GB0501	P88	GD10012	P120
GB0218	P50	GB0387	P46	GB0502	P86	GD10013	P120
GB0218	P104	GB0387	P48	GB0502	P88	GD10014	P120
GB0218	P110	GB0389	P4	GB0554	P158	GD10036	P8
GB0218	P133	GB0390	P4	GB0574	P96	GD10057-01	P271
GB0218	P133	GB0391	P4	GB0574	P98	GD10057-02	P271
GB0218	P154	GB0392	P4	GB0574	P100	GD10057-03	P271
GB0218	P156	GB0393	P4	GB0634	P92	GD10057-04	P271
GB0218	P217	GB0395	P4	GB0635	P92	GD10057-11	P271
GB0218	P237	GB0396	P4	GB0673	P92	GD10057-12	P271
GB0218	P252	GB0397	P4	GB0674	P92	GD10057-14	P271
GB0218	P254	GB0398	P4	GB0675	P92	GD10057-15	P271
GB0218	P254	GB0400	P220	GB0717	P98	GD10057-17	P271
GB0237	P103	GB0405	P220	GD0453-03	P154	GD10057-18	P271
GB0239	P16	GB0409	P112	GD0453-04	P154	GD10057-19	P271
GB0239	P18	GB0410	P26	GD0453-07	P154	GD10063	P120
GB0246	P108	GB0425	P81	GD0453-08	P154	GD10064	P120
GB0254	P18	GB0425	P82	GD0487	P214	GD10068	P140
GB0265	P2	GB0427	P86	GD0740	P169	GD10068	P142
GB0266	P2	GB0427	P88	GD0746	P158	GD10069	P140
GB0267	P2	GB0428	P98	GD0826	P108	GD10069	P142
GB0268	P16	GB0429	P81	GD0826	P111	GD10070	P140
GB0268	P18	GB0429	P82	GD0829	P112	GD10071	P140
GB0274	P2	GB0430	P86	GD0829	P252	GD10088	P156
GB0276	P14	GB0430	P88	GD0831	P238	GD10092	P120
GB0278	P22	GB0430	P96	GD0840	P158	GD10099	P133

Part No.	Page	Part No.	Page	Part No.	Page	Part No.	Page
GD10100	P135	GD10532	P112	GD1113	P50	GD1134	P248
GD10102	P140	GD10538-01	P108	GD1113	P54	GD1138	P214
GD10103	P140	GD10538-07	P154	GD1113	P56	GD11413	P22
GD10103	P142	GD10543	P132	GD1113	P102	GD11413	P33
GD10104	P140	GD10543	P140	GD1113	P116	GD11422	P8
GD10110	P232	GD10543	P144	GD1113	P214	GD11423	P14
GD10119	P226	GD10552	P222	GD1113	P218	GD11423	P216
GD10120	P142	GD10578	P142	GD1113	P220	GD11423	P224
GD10120	P142	GD10579	P142	GD1113	P220	GD11424	P32
GD10120	P142	GD10584	P142	GD1113	P220	GD1143	P37
GD10123	P140	GD10585	P142	GD1113	P232	GD1144	P37
GD10123	P142	GD10586	P142	GD1113	P234	GD1145	P37
GD10128	P128	GD10587	P142	GD1113	P234	GD11453	P14
GD10144	P128	GD10588	P142	GD1113	P240	GD11474	P199
GD10196	P252	GD1059L	P32	GD1113	P242	GD11474	P206
GD10207	P159	GD1059R	P32	GD1113	P248	GD11490	P128
GD10242	P218	GD1060	P32	GD1115L	P36	GD11490	P130
GD10243	P196	GD1061	P33	GD1115R	P36	GD11508	P19
GD1026	P2	GD1063	P33	GD1116	P36	GD11509	P19
GD1026	P10	GD10635	P142	GD11178	P222	GD11528	P26
GD1026	P32	GD10636	P142	GD1118	P36	GD11557	P220
GD1026	P50	GD10638	P142	GD11188	P222	GD11558	P220
GD1026	P58	GD1065	P2	GD11218	P50	GD1162	P270
GD1026	P136	GD1065	P10	GD11218	P58	GD11649	P51
GD1026	P145	GD10792	P155	GD11219	P32	GD1166	P238
GD1026	P220	GD1083	P26	GD11239	P22	GD11677	P38
GD1026	P225	GD1085	P18	GD11239	P32	GD11695	P128
GD1026	P226	GD1086	P14	GD11239	P33	GD11700	P182
GD1026	P247	GD10963	P36	GD11240	P33	GD11700	P240
GD10273	P218	GD10984	P36	GD11245	P122	GD11700	P242
GD10282	P142	GD10991	P14	GD11245	P124	GD11705	P214
GD10283	P158	GD10993	P2	GD11259	P2	GD11721	P63
GD10298	P132	GD11017	P12	GD11259	P12	GD11787	P26
GD10303	P218	GD1104	P218	GD11264	P51	GD11791	P155
GD10304	P218	GD11045	P4	GD11265	P222	GD11836	P222
GD10355	P144	GD11045	P53	GD11266	P222	GD11845	P2
GD10356	P144	GD11045	P59	GD11279	P24	GD11845	P12
GD10366	P144	GD11045	P136	GD11286	P26	GD11845	P16
GD1041	P26	GD11045	P247	GD11297	P33	GD11951	P163
GD1042	P26	GD11089	P196	GD11305	P32	GD11953	P216
GD10446	P120	GD11089	P199	GD11306	P12	GD11953	P224
GD10447	P120	GD11089	P206	GD11306	P214	GD11954	P216
GD10473	P12	GD1109	P16	GD11311	P26	GD11954	P224
GD10473	P16	GD1109	P18	GD11313	P19	GD11962	P2
GD10487	P218	GD11120	P140	GD1132	P42	GD11962	P10
GD10492	P112	GD11120	P142	GD1132	P44	GD11962	P32
GD10510	P140	GD11122	P28	GD1132	P46	GD11962	P50
GD10510	P142	GD11123	P232	GD1132	P48	GD11962	P58
GD10519	P46	GD11123	P234	GD1132	P214	GD11963-04	P4
GD10519	P48	GD11124	P232	GD1132	P222	GD11963-08	P108
GD10530	P108	GD11124	P234	GD1134	P226	GD11970	P168
GD10531	P112	GD1113	P8	GD1134	P228	GD11972	P54

Part No.	Page	Part No.	Page	Part No.	Page	Part No.	Page
GD11972	P56	GD12829	P48	GD14414	P226	GD15792-13	P70
GD11973	P54	GD13146	P174	GD14414	P248	GD15792-14	P69
GD11973	P56	GD13170	P165	GD14426	P136	GD15792-14	P70
GD11984	P168	GD13170	P165	GD14426	P145	GD15792-22	P70
GD11985	P164	GD13171	P165	GD14427	P226	GD15792-24	P69
GD11986	P164	GD13172	P165	GD14427	P248	GD15792-24	P70
GD11988	P160	GD13172	P165	GD14431	P136	GD15799	P62
GD11991	P160	GD13173	P165	GD14431	P145	GD15799	P69
GD11992	P160	GD13173	P165	GD14431	P226	GD15799	P70
GD11993	P198	GD13287	P220	GD14431	P248	GD15804	P66
GD11993	P198	GD13302	P162	GD14432	P136	GD15804	P80
GD11993	P198	GD13303	P162	GD14432	P145	GD15849-02	P66
GD11993	P206	GD13303	P163	GD14432	P226	GD15849-02	P80
GD11999	P166	GD13304	P162	GD14432	P248	GD15850	P62
GD1200	P228	GD13307	P163	GD14467	P30	GD15850	P69
GD1207	P228	GD13309	P224	GD14468	P30	GD15850	P70
GD1209	P228	GD13310	P174	GD14477	P30	GD15854	P62
GD1210	P228	GD13310	P175	GD14512	P140	GD15856-03	P62
GD12102	P159	GD13310	P196	GD14513	P140	GD15856-03	P62
GD12102	P164	GD13328	P238	GD14513	P142	GD15856-03	P69
GD12102	P166	GD13348	P174	GD14528	P174	GD15856-03	P70
GD12103	P160	GD13348	P196	GD14529	P159	GD15856-04	P62
GD12103	P162	GD13359	P155	GD14541	P30	GD15856-04	P69
GD12104	P168	GD13360	P155	GD14592	P30	GD15863	P66
GD12106	P161	GD13361	P2	GD14626	P62	GD15867-02	P69
GD12106	P163	GD13400	P165	GD14627	P63	GD15867-02	P70
GD1213	P228	GD13400	P165	GD14660	P150	GD15867-13	P69
GD1213	P228	GD13401	P128	GD15100	P105	GD15867-13	P70
GD12502	P166	GD13401	P130	GD1512	P270	GD15950	P20
GD12543	P122	GD13409	P122	GD1514	P252	GD16035	P71
GD12543	P128	GD13409	P124	GD1514	P254	GD16036	P71
GD1255	P133	GD13422	P114	GD1515	P252	GD16037	P72
GD1255	P144	GD13425	P165	GD1515	P254	GD16038	P72
GD1256	P133	GD13524-01	P140	GD1516	P252	GD16040	P72
GD12561	P24	GD13706-02	P254	GD1516	P254	GD16188	P182
GD12561	P24	GD13744	P238	GD1517	P252	GD16194-01	P63
GD12561	P96	GD1379	P228	GD1517	P254	GD16226	P105
GD12572	P161	GD1380	P228	GD15663	P30	GD16245	P2
GD12597	P168	GD14065	P18	GD15698	P26	GD16303	P105
GD12676	P220	GD14121	P104	GD15699	P28	GD16317-01	P62
GD12677	P220	GD14170	P48	GD15700	P30	GD16317-01	P69
GD12679	P220	GD14217	P8	GD15725	P105	GD16317-01	P70
GD12684	P222	GD14258	P150	GD15747	P22	GD16324-01	P66
GD12685	P220	GD14258	P150	GD15789	P66	GD16324-01	P80
GD12703	P116	GD14308	P159	GD15790	P66	GD16418-02	P154
GD12724	P20	GD14398	P38	GD15792-04	P69	GD16489	P114
GD12726	P142	GD14413	P136	GD15792-04	P70	GD16490	P114
GD12726	P195	GD14413	P145	GD15792-06	P69	GD16561	P98
GD12817	P48	GD14413	P226	GD15792-06	P70	GD1657	P214
GD12818	P175	GD14413	P248	GD15792-11	P69	GD16608	P72
GD12826	P48	GD14414	P136	GD15792-11	P70	GD16642	P104
GD12827	P48	GD14414	P145	GD15792-13	P69	GD16644	P72

# Numerical Index

M0236-02

Model 3600

Part No.	Page	Part No.	Page	Part No.	Page	Part No.	Page
GD1673	P214	GD18073	P51	GD18704	P26	GD19655	P124
GD16839	P66	GD18074	P51	GD18796	P150	GD19658-02	P84
GD16959-03	P63	GD18078	P152	GD18811	P179	GD19659-05	P84
GD16992	P66	GD18084	P152	GD18811	P180	GD19661-01	P154
GD17014	P2	GD18085	P147	GD18814	P155	GD19665	P86
GD17014	P98	GD18085	P148	GD18815	P154	GD19665	P88
GD17021	P30	GD18094	P54	GD18889	P154	GD19690-03	P90
GD17028	P30	GD18095	P30	GD18891	P5	GD19690-03	P92
GD17047	P30	GD18098	P30	GD18891	P60	GD19690-04	P90
GD17048	P30	GD18112	P152	GD19092	P4	GD19690-04	P92
GD17049	P30	GD18114	P114	GD19123	P183	GD19695	P86
GD17050	P30	GD18115	P114	GD19124	P152	GD19695	P88
GD17052	P51	GD18116	P108	GD19212	P84	GD19698	P86
GD17099	P30	GD18118	P198	GD19212	P112	GD19698	P88
GD17104	P30	GD18118	P205	GD19225	P74	GD19699	P86
GD17141	P152	GD18119	P152	GD19237	P152	GD19699	P88
GD17143	P152	GD18135	P51	GD19238	P152	GD19790	P26
GD17150-03	P147	GD18136	P51	GD19292	P38	GD19808	P86
GD17150-04	P147	GD18168	P198	GD19292	P48	GD19808	P88
GD17150-08	P147	GD18168	P205	GD19295	P206	GD19852	P86
GD17150-09	P147	GD18176	P202	GD19333	P26	GD19854	P86
GD17150-12	P147	GD18176	P204	GD19343	P136	GD19863	P86
GD17151-01	P147	GD18176	P210	GD19343	P145	GD19864	P86
GD17151-02	P147	GD18177	P202	GD19343	P226	GD19864	P88
GD17151-03	P147	GD18177	P204	GD19343	P248	GD19865	P86
GD17151-05	P148	GD18177	P210	GD19344	P136	GD19865	P88
GD17151-06	P147	GD18274	P147	GD19344	P145	GD19893	P90
GD17151-06	P150	GD18275	P150	GD19344	P226	GD19893	P92
GD17151-20	P66	GD18326	P114	GD19344	P248	GD19956	P90
GD17152	P30	GD18329	P148	GD19383-02	P112	GD19957	P90
GD17154	P152	GD18344	P148	GD19422	P234	GD20022	P90
GD17156	P152	GD18389	P148	GD19423	P234	GD20030	P90
GD17156	P152	GD18395	P148	GD19440	P179	GD20035	P90
GD17162	P30	GD18398	P148	GD19460	P66	GD20035	P92
GD17186	P30	GD18407	P200	GD19468	P105	GD20036	P90
GD17187	P30	GD18408	P200	GD19469	P66	GD20036	P92
GD1719	P54	GD18437	P148	GD19470	P66	GD20037	P90
GD1719	P56	GD18526	P159	GD19491	P155	GD20037	P92
GD17245	P105	GD18540	P154	GD19508	P86	GD20060	P232
GD1747	P232	GD1862	P232	GD19508	P88	GD20060	P234
GD1755	P28	GD1862	P234	GD19509	P96	GD20282	P94
GD17794	P4	GD18628	P116	GD19509	P98	GD20331	P163
GD18010	P147	GD18643	P122	GD19509	P100	GD20334	P161
GD18010	P150	GD18643	P124	GD19609	P88	GD20391	P90
GD18011	P4	GD18645	P122	GD19614	P88	GD20401	P84
GD18013	P206	GD18645	P125	GD19619	P88	GD20456	P130
GD18014	P114	GD18646	P122	GD19620	P90	GD20457	P124
GD18015	P147	GD18646	P125	GD19620	P92	GD20458	P124
GD18015	P147	GD18663	P118	GD19635	P86	GD20458	P130
GD18066	P54	GD18672	P180	GD19635	P88	GD20461	P130
GD18066	P55	GD18676	P122	GD19639	P84	GD20518	P62
GD18067	P54	GD18676	P124	GD19655	P122	GD20518	P74

Part No.	Page	Part No.	Page	Part No.	Page	Part No.	Page
GD20534	P62	GD22965	P196	GD26025	P226	GD4086	P186
GD20534	P74	GD22968	P208	GD26264	P94	GD4086	P188
GD20539	P74	GD22974	P208	GD26419	P26	GD4086	P190
GD20589	P102	GD22975	P208	GD26707-03	P63	GD4086	P192
GD20590	P62	GD23002	P159	GD26707-04	P63	GD4700	P133
GD20591	P74	GD23020	P108	GD26707-05	P63	GD4701	P133
GD20593	P116	GD23773	P10	GD26793	P46	GD4743	P63
GD20595	P116	GD23774	P10	GD2681	P237	GD4743	P102
GD20599	P102	GD23774	P58	GD2721	P102	GD4743	P114
GD20644	P118	GD23995	P4	GD2721	P154	GD4743	P152
GD20645	P118	GD2412	P228	GD2721	P156	GD4743	P156
GD20695	P172	GD24126	P8	GD2721	P252	GD4743	P156
GD20696	P112	GD2423	P36	GD27232	P165	GD4743	P178
GD20697	P172	GD24352	P8	GD27232	P165	GD4887-14	P135
GD20718	P178	GD24385-01	P92	GD27234	P164	GD5154	P108
GD20719	P178	GD24386	P92	GD27235	P161	GD5212	P133
GD20722	P63	GD24387	P92	GD27235	P162	GD5212	P135
GD20728	P104	GD24545	P2	GD27235	P163	GD5804	P108
GD20756	P102	GD24545	P50	GD27235	P166	GD5841	P116
GD20757	P254	GD2460	P37	GD27237	P160	GD5841	P128
GD20922	P90	GD24753	P92	GD27237	P168	GD5841	P130
GD20922	P92	GD24754	P92	GD2734-08	P226	GD5857	P44
GD20923	P90	GD24805	P30	GD2734-08	P248	GD5857	P104
GD20923	P92	GD24879-01	P92	GD27607	P90	GD5857	P114
GD20960	P118	GD25189	P154	GD27607	P92	GD5857	P132
GD20964	P118	GD25374	P112	GD2829	P196	GD5857	P135
GD20966	P118	GD2548-15.5	P229	GD28390	P2	GD5857	P138
GD20967	P118	GD2548-54	P247	GD29339	P96	GD5857	P144
GD21080	P86	GD25522	P68	GD2947	P36	GD5857	P226
GD21080	P88	GD25522	P76	GD2971-09	P104	GD5857	P247
GD21081	P90	GD25522	P78	GD2971-10	P32	GD5875	P104
GD21140	P90	GD25522	P186	GD2971-21	P63	GD5875	P108
GD21142	P155	GD25522	P188	GD2971-24	P58	GD5875	P120
GD21143	P155	GD25522	P190	GD2984	P254	GD5875	P125
GD2115	P252	GD25522	P192	GD2984	P270	GD5886	P229
GD2115	P254	GD25523	P124	GD3180-10	P226	GD6279-05	P182
GD2117	P234	GD25568	P51	GD3180-12	P16	GD6291	P196
GD2117	P254	GD25569	P51	GD3180-30	P4	GD6291	P198
GD2117	P270	GD2558	P116	GD3180-34	P154	GD6291	P206
GD21174	P90	GD2558	P122	GD3501	P104	GD6291	P20
GD21278	P66	GD2558	P122	GD3537-11	P108	GD6553	P217
GD21278	P80	GD2558	P124	GD3537-12	P108	GD6556	P104
GD21300	P80	GD2558	P132	GD3537-20	P108	GD6775	P133
GD21307	P106	GD2558	P135	GD3547	P252	GD6780	P135
GD21337	P8	GD2558	P145	GD3547	P254	GD6895	P133
GD21398	P228	GD2558	P225	GD3612	P2	GD6924	P248
GD21540	P158	GD2558	P238	GD3623	P232	GD7079	P122
GD2169	P120	GD2558	P248	GD3623	P234	GD7079	P124
GD2169	P122	GD2589	P214	GD3860	P196	GD7089	P122
GD21746	P108	GD2597	P158	GD3951	P232	GD7089	P124
GD2199	P132	GD26024	P155	GD3951	P234	GD7127	P135
GD2199	P269	GD26024	P226	GD4086	P68	GD7127	P225



Part No.	Page	Part No.	Page	Part No.	Page	Part No.	Page
GD7127	P248	GD7962	P217	GD9529	P184	GR0188	P217
GD7137	P104	GD7962	P222	GD9529	P195	GR0190	P238
GD7145	P125	GD8066-02	P174	GD9530	P142	GR0193	P118
GD7147	P168	GD8188	P104	GD9530	P184	GR0193	P120
GD7148	P33	GD8188	P108	GD9530	P184	GR0195	P238
GD7251	P104	GD8188	P110	GD9530	P195	GR0196	P33
GD7258	P33	GD8189	P104	GD9533	P174	GR0196	P50
GD7318	P2	GD8189	P108	GD9562	P16	GR0196	P2
GD7318	P10	GD8189	P110	GD9636	P120	GR0196	P98
GD7363-01	P148	GD8218	P216	GD9667	P140	GR0200	P238
GD7426	P136	GD8224	P218	GD9671	P140	GR0200	P238
GD7426	P145	GD8237	P28	GD9671	P142	GR0204	P238
GD7426	P225	GD8238	P217	GD9672	P140	GR0207	P249
GD7426	P226	GD8239	P218	GD9672	P142	GR0207	P250
GD7426	P247	GD8247	P217	GD9695	P51	GR0208	P249
GD7518	P104	GD8249	P8	GD9705	P216	GR0211	P249
GD7519	P104	GD8260	P104	GD9706	P216	GR0211	P250
GD7612	P136	GD8266	P40	GD9709	P216	GR0212	P249
GD7803	P38	GD8276	P218	GD9715	P44	GR0212	P250
GD7803	P48	GD8306	P54	GD9720	P44	GR0213	P249
GD7804	P38	GD8306	P56	GD9724	P44	GR0214	P249
GD7804	P48	GD8306	P84	GD9724	P46	GR0214	P250
GD7817-01	P42	GD8307	P42	GD9724	P48	GR0215	P249
GD7817-04	P42	GD8308	P216	GD9724	P222	GR0215	P250
GD7817-04	P222	GD8460	P18	GD9870	P112	GR0216	P249
GD7817-05	P238	GD8722	P228	GD9896	P196	GR0217	P249
GD7817-18	P51	GD8739	P196	GD9898	P112	GR0217	P250
GD7823	P42	GD8740	P196	GD9905	P175	GR0221	P250
GD7831	P238	GD8741	P196	GD9952	P110	GR0222	P250
GD7848	P228	GD8751	P198	GD9953	P104	GR0225	P249
GD7864	P122	GD8751	P206	GD9955	P112	GR0225	P250
GD7864	P124	GD8770	P198	GD9955	P112	GR0226	P249
GD7866	P225	GD8770	P206	GD9956	P112	GR0226	P250
GD7867	P229	GD8771	P198	GD9959	P108	GR0228	P249
GD7878	P28	GD8771	P206	GD9960	P104	GR0229	P249
GD7883	P108	GD8778	P28	GD9963	P112	GR0229	P250
GD7889	P40	GD8893-01	P50	GD9964	P112	GR0231	P249
GD7889	P42	GD8893-01	P58	GD9964	P112	GR0231	P250
GD7889	P138	GD9107	P249	GD9968	P112	GR0232	P249
GD7890	P40	GD9108	P250	GD9969	P132	GR0232	P250
GD7890	P42	GD9109	P249	GD9971	P169	GR0233	P249
GD7900	P217	GD9109	P250	GD9971	P172	GR0267	P238
GD7904-02	P112	GD9120	P18	GD9977	P174	GR0270	P128
GD7904-02	P218	GD9130	P120	GD9981	P156	GR0270	P130
GD7907	P218	GD9131	P228	GM0236-01	P275	GR0279	P250
GD7907	P252	GD9132	P228	GM0236-02	P275	GR0280	P250
GD7907	P254	GD9254	P38	GR0146	P274	GR0281	P250
GD7908	P217	GD9254	P48	GR0146MPP	P274	GR0282	P250
GD7908	P252	GD9290	P16	GR0150	P158	GR0283	P250
GD7908	P254	GD9305	P16	GR0151	P158	GR0284	P250
GD7911	P216	GD9529	P142	GR0155	P274	GR0367	P118
GD7912	P218	GD9529	P184	GR0155MPP	P274	GR0375	P120

Part No.	Page	Part No.	Page	Part No.	Page	Part No.	Page
GR0434	P128	GR1018	P252	GR1045	P175	GR1298	P53
GR0434	P130	GR1018	P254	GR1045	P181	GR1298	P56
GR0508	P232	GR1019	P232	GR1045	P182	GR1298	P136
GR0508	P234	GR1019	P234	GR1045	P182	GR1301	P54
GR0513	P232	GR1019	P252	GR1045	P68	GR1301	P56
GR0513	P234	GR1019	P254	GR1045	P76	GR1301	P136
GR0528	P122	GR1037	P76	GR1045	P76	GR1301	P229
GR0528	P124	GR1037	P78	GR1045	P78	GR1303	P140
GR0586	P198	GR1037	P108	GR1045	P78	GR1303	P142
GR0594	P198	GR1037	P108	GR1045	P183	GR1304	P140
GR0594	P206	GR1037	P120	GR1104	P244	GR1304	P142
GR0664	P26	GR1037	P154	GR1112	P244	GR1305	P140
GR0761	P184	GR1037	P166	GR1116	P244	GR1305	P142
GR0763	P184	GR1037	P168	GR1118	P244	GR1306	P140
GR0764	P174	GR1037	P169	GR1120	P244	GR1306	P142
GR0764	P175	GR1037	P169	GR1122	P238	GR1363	P150
GR0764	P179	GR1037	P172	GR1123	P244	GR1363	P196
GR0764	P180	GR1037	P172	GR1124	P244	GR1364	P150
GR0764	P184	GR1037	P172	GR1134	P244	GR1364	P196
GR0880	P235	GR1037	P174	GR1146	P238	GR1405	P54
GR0880	P240	GR1037	P174	GR1146	P244	GR1405	P56
GR0881	P235	GR1037	P174	GR1208	P195	GR1406	P54
GR0881	P240	GR1037	P174	GR1290	P196	GR1406	P56
GR0882	P235	GR1037	P174	GR1292	P196	GR1407	P54
GR0882	P240	GR1037	P175	GR1293	P53	GR1407	P56
GR0883	P235	GR1037	P175	GR1293	P54	GR1408	P54
GR0883	P240	GR1037	P178	GR1293	P56	GR1408	P56
GR0912	P54	GR1037	P188	GR1293	P56	GR1409	P54
GR0912	P56	GR1037	P76	GR1293	P136	GR1409	P56
GR0912	P133	GR1037	P78	GR1293	P136	GR1410	P54
GR0912	P135	GR1037	P116	GR1293	P229	GR1410	P56
GR0912	P138	GR1037	P116	GR1293	P229	GR1411	P54
GR0912	P144	GR1037	P159	GR1294	P53	GR1411	P56
GR0912	P144	GR1037	P160	GR1294	P54	GR1412	P54
GR0912	P225	GR1037	P161	GR1294	P56	GR1412	P56
GR0912	P226	GR1037	P162	GR1294	P56	GR1413	P54
GR0912	P248	GR1037	P163	GR1294	P136	GR1413	P56
GR0912	P114	GR1037	P164	GR1294	P136	GR1414	P199
GR1015	P232	GR1037	P174	GR1294	P229	GR1414	P205
GR1015	P234	GR1037	P178	GR1294	P229	GR1415	P199
GR1015	P252	GR1037	P178	GR1295	P54	GR1415	P205
GR1015	P254	GR1037	P179	GR1295	P56	GR1465	P154
GR1016	P232	GR1037	P179	GR1295	P136	GR1465	P163
GR1016	P234	GR1037	P180	GR1295	P229	GR1465	P168
GR1016	P252	GR1037	P183	GR1296	P54	GR1465	P159
GR1016	P254	GR1037	P190	GR1296	P56	GR1466	P72
GR1017	P232	GR1045	P80	GR1296	P136	GR1466	P72
GR1017	P234	GR1045	P172	GR1296	P229	GR1466	P72
GR1017	P252	GR1045	P174	GR1297	P53	GR1466	P80
GR1017	P254	GR1045	P174	GR1297	P56	GR1466	P80
GR1018	P232	GR1045	P175	GR1297	P136	GR1466	P172
GR1018	P234	GR1045	P175	GR1297	P229	GR1466	P174



Part No.	Page	Part No.	Page	Part No.	Page	Part No.	Page
GR1466	P174	GR1574	P246	GR1843	P147	GR2041	P183
GR1466	P174	GR1575	P246	GR1846	P179	GR2043	P178
GR1466	P175	GR1577	P249	GR1847	P180	GR2109	P80
GR1466	P182	GR1577	P250	GR1848	P26	GR2152	P103
GR1466	P74	GR1598	P165	GR1894	P5	GR2153	P103
GR1466	P179	GR1598	P165	GR1894	P60	GR2179	P80
GR1467	P71	GR1626	P249	GR1895	P5	GR2185	P244
GR1467	P72	GR1626	P250	GR1895	P60		
GR1467	P72	GR1734	P181	GR1896	P5		
GR1467	P72	GR1736	P66	GR1896	P60		
GR1467	P78	GR1736	P80	GR1897	P26		
GR1467	P172	GR1762	P198	GR1898	P5		
GR1467	P172	GR1763	P199	GR1898	P60		
GR1467	P181	GR1777	P66	GR1899	P60		
GR1467	P181	GR1777	P80	GR1912	P122		
GR1467	P182	GR1777	P84	GR1912	P124		
GR1467	P182	GR1777	P66	GR1916	P200		
GR1467	P76	GR1777	P80	GR1921	P152		
GR1484	P249	GR1778	P152	GR1925	P159		
GR1485	P250	GR1783	P152	GR1939	P179		
GR1519	P168	GR1786	P72	GR1941	P232		
GR1522	P164	GR1786	P72	GR1941	P234		
GR1524	P160	GR1790	P114	GR1943	P152		
GR1526	P166	GR1796	P244	GR1945	P180		
GR1533	P246	GR1798	P244	GR1947	P69		
GR1535	P246	GR1800	P244	GR1947	P70		
GR1540	P246	GR1801	P244	GR1947	P81		
GR1541	P246	GR1803	P244	GR1947	P82		
GR1542	P246	GR1804	P244	GR1951	P152		
GR1543	P244	GR1805	P244	GR1952	P152		
GR1543	P246	GR1806	P244	GR1953	P152		
GR1544	P246	GR1808	P244	GR1956	P195		
GR1545	P246	GR1809	P152	GR1957	P195		
GR1546	P161	GR1813	P5	GR1958	P195		
GR1557	P53	GR1813	P60	GR1960	P80		
GR1557	P54	GR1818	P5	GR1961	P80		
GR1557	P56	GR1818	P60	GR1965	P80		
GR1557	P56	GR1819	P5	GR1966	P80		
GR1557	P136	GR1819	P60	GR1967	P80		
GR1557	P136	GR1828	P274	GR1968	P80		
GR1557	P229	GR1829	P5	GR1969	P80		
GR1557	P229	GR1829	P60	GR1976	P80		
GR1557	P229	GR1830	P5	GR1977	P80		
GR1559	P246	GR1830	P60	GR1978	P80		
GR1561	P246	GR1831	P5	GR1979	P80		
GR1566	P246	GR1831	P60	GR1981	P193		
GR1567	P246	GR1834	P72	GR2000	P80		
GR1568	P246	GR1835	P200	GR2011	P244		
GR1569	P26	GR1836	P200	GR2025	P72		
GR1570MPP	P274	GR1838	P200	GR2041	P174		
GR1572	P163	GR1839	P200	GR2041	P179		
GR1573	P162	GR1842MPP	P275	GR2041	P182		

**This page left blank intentionally.**