

MODEL 3500 PIVOT FOLD PLANTER PARTS MANUAL

M0258-02

Rev. 5/16

This manual is applicable to: Model: 3500 Twin-Line Planters
 2015 Production and on

Record the model number and serial number of your planter along with date purchased:

Serial Number _____

Date Purchased _____

Information in this manual was current at time of printing. However, due to Kinze’s ongoing product improvement, production changes may cause your machine to appear slightly different in detail. Kinze Manufacturing, Inc. reserves the right to change specifications or design without notice and without incurring obligation to install the same on machines previously manufactured.

Right hand (R.H.) and left hand (L.H.), as used throughout this manual, are determined by facing in the direction the machine will travel when in use, unless otherwise stated.

ROW UNIT

Shank Assembly, Seed Tube, and Depth Adjustment P1

Parallel Arms, Mounting Support Plate,
and Pneumatic Down Pressure Package Option P3

Parallel Arms, Mounting Support Plate,
and Quick Adjustable Down Force Springs Option P5

15" Seed Opener Disc Blade/Bearing
Assembly and Scrapers P7

Gauge Wheels P9

Covering Discs/Single Press Wheel. P11

"V" Closing Wheels P13

Drag Closing Attachment. P15

Hopper Support and Meter Drive. P17

Seed Hopper and Lid. P19

Finger Pickup Seed Meter P21

Brush-Type Seed Meter. P23

Vacuum Seed Meter P25

Granular Chemical Hopper
and Hopper Panel Extension. P27

Granular Chemical Meter and Meter Drive P29

Granular Chemical Banding Options P31

Spring Tooth Incorporator P33

Row Unit Mounted No Till Coulter P34

Row Unit Mounted Disc Furrower P35

Row Unit Mounted Residue Wheel P37

Coulter Mounted Residue Wheels P39

Frame Mounted Coulter W/Residue Wheels P41

INTERPLANT

Interplant Push Row Unit. P43

Interplant Push Row Unit Drive P47

Clutch Sprocket Assembly P49

VACUUM SYSTEM

Digital Vacuum Gauge, Analog Vacuum Gauge,
and Vacuum Fan Assembly. P51

Vacuum Fan Hydraulic Components P53

Vacuum Fan Hydraulic Motor Assembly P55

Optional Flow Control Needle Valve Kit. P56

Vacuum Fan Motor Valve Block Assembly
(Located Below Vacuum Fan Motor Assembly). P57

Manifolds and Distribution Hoses P59

PTO Pump Drive and Oil Cooler Option P61

BASE MACHINE

Inner Hitch/Safety Chain P65

2-Point Hitch Option. P67

Outer Hitch. P69

Frame Assembly P71

Axle/Pivot and Wheel Assembly P75

Contact Wheel and Arm Assembly P77

Driveline. P79

Seed Rate Transmission Assembly P80

Pneumatic Down Pressure Control Box,
Sending Unit, and Harnesses P83

Pneumatic Down Pressure Air Compressor,
Dual Solenoid Assembly, Tubing, and Fittings. P85

Row Marker Assembly, Two-Fold Low Profile,
6 Row 30" P87

Row Marker Assembly, Two-Fold Low Profile,
8 Row 30" P89

Row Marker Spindle/Hub/Blade. P91

Water Tank Assembly. P93

HYDRAULICS

Rotation Cylinder P95

Transport Latch Cylinder, All Sizes P95

Lift Cylinder P97

Row Marker Cylinder P99

Stroke Limiter Valve P100

Selector Valve P100

Row Marker Sequencing/Flow Control Valve. P101

Planter Hydraulic System. P103

ELECTRONICS

Electrical Components. P105

KPM III Electronic Seed Monitor P107

FERTILIZER

Double Disc Fertilizer Opener and Mount P111

HD Single Disc Fertilizer Opener
(Soil Press Wheel). P113

HD Single Disc Fertilizer Opener
(Blade and Drop Tube) P115

Notched Single Disc Fertilizer Opener. P117

Residue Wheel Attachment for
Notched Single Disc Fertilizer Opener P121

Depth/Gauge Wheel Attachment for
Notched Single Disc Fertilizer Opener P123

Dry Fertilizer Transmission Assembly P125

Dry Fertilizer Hopper and Mounts P129

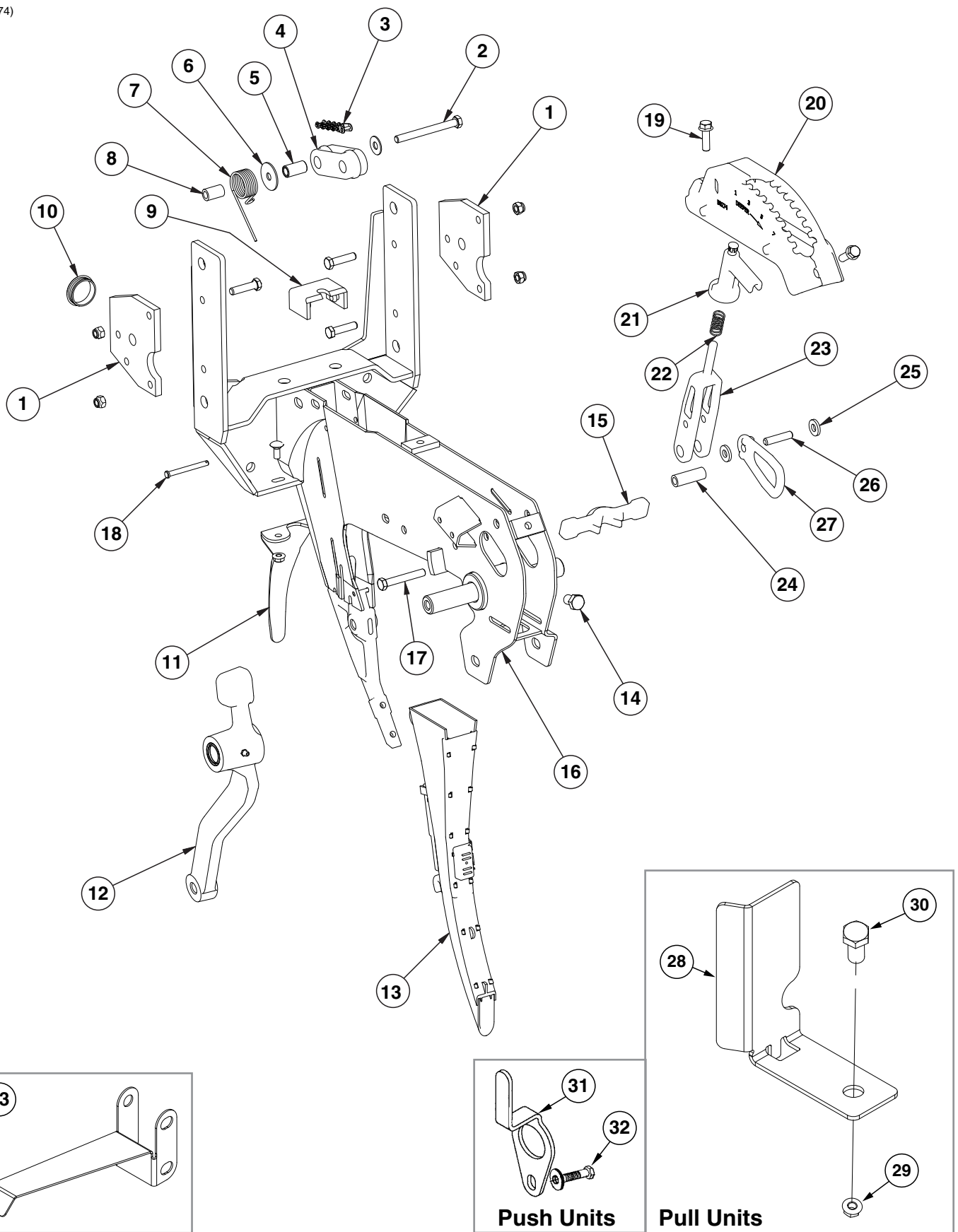
Liquid Fertilizer Tanks, Saddles,
Mounts, Hoses, and Fittings P131

Liquid Fertilizer Piston Pump Mounting Brackets and Driveline	P133
Liquid Fertilizer Piston Pump Uses 18 Tooth Sprocket	P135
Liquid Fertilizer Piston Pump Flow Divider	P137
Liquid Fertilizer Piston Squeeze Pump Mounting Brackets and Driveline	P139
Liquid Fertilizer Piston Squeeze Pump, 6 Row	P141
Liquid Fertilizer Piston Squeeze Pump, 8 Row	P143
Liquid Fertilizer Tube In Furrow	P145
Rear Trailer Hitch	P147

MISCELLANEOUS

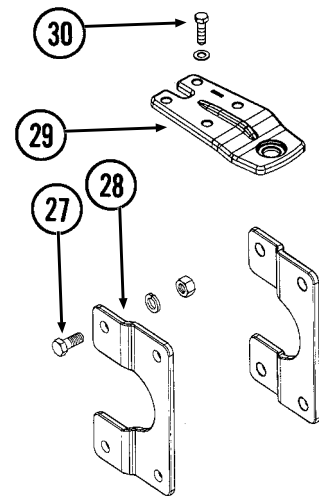
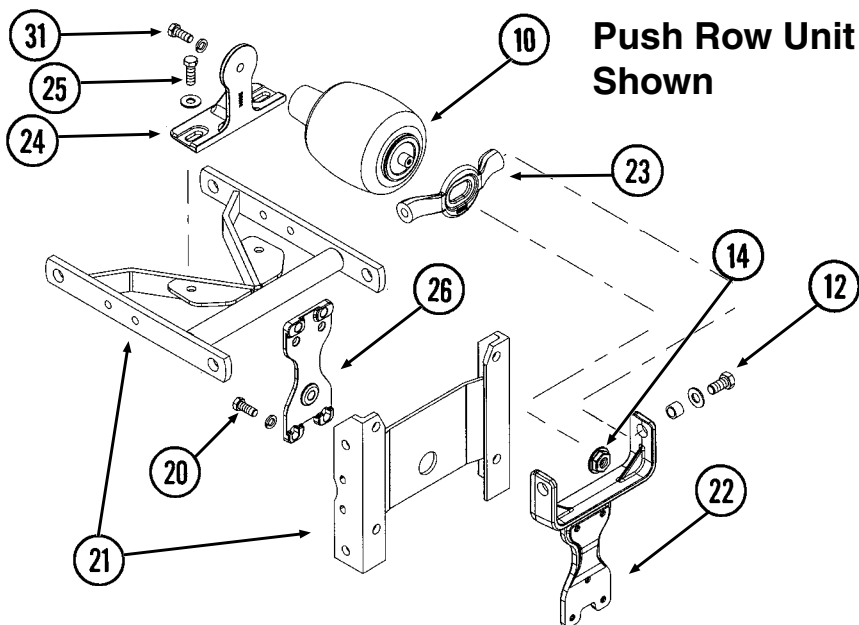
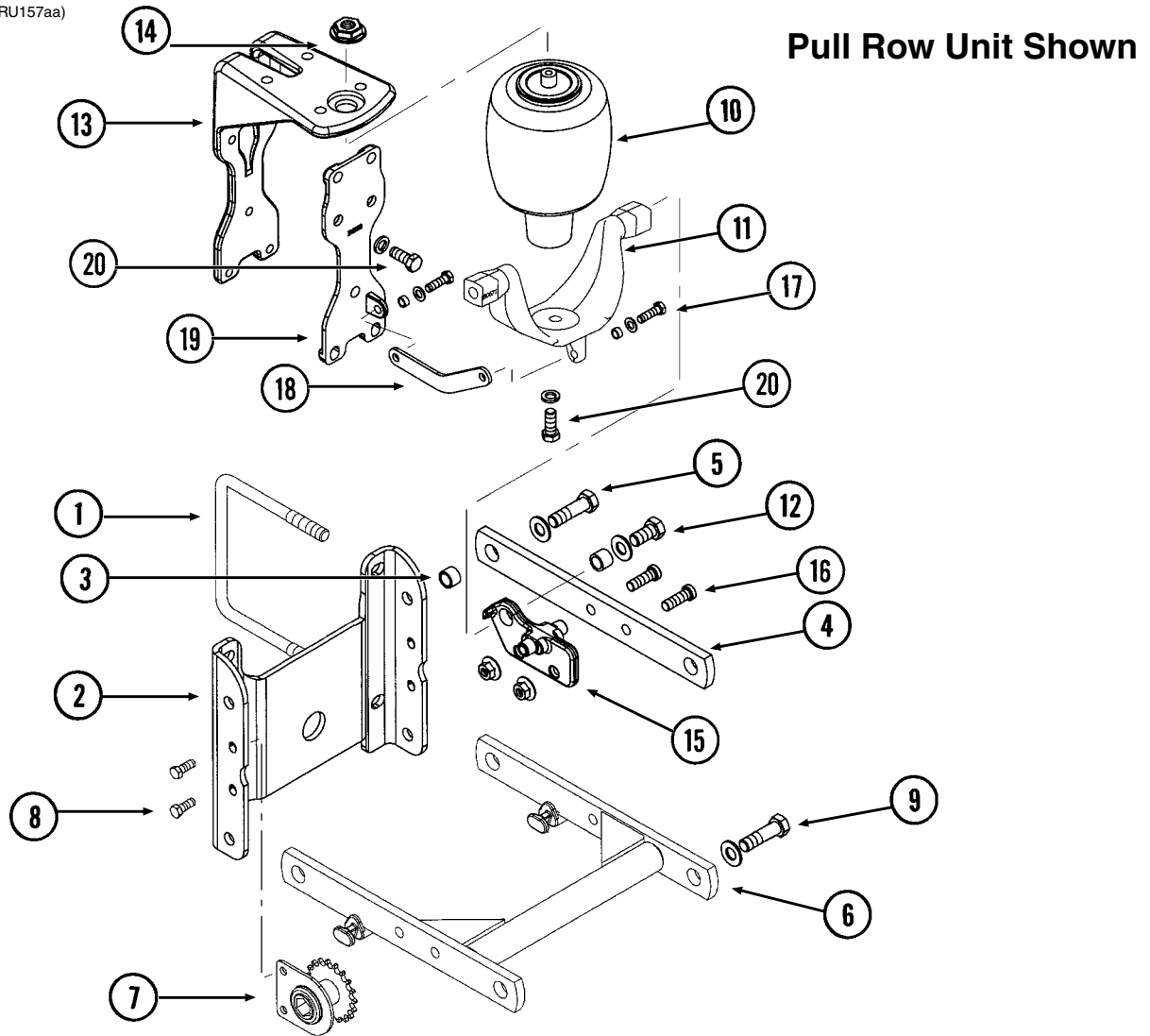
Decals, Paint, and Miscellaneous	P149
Numerical Index	P160

(IP1274)



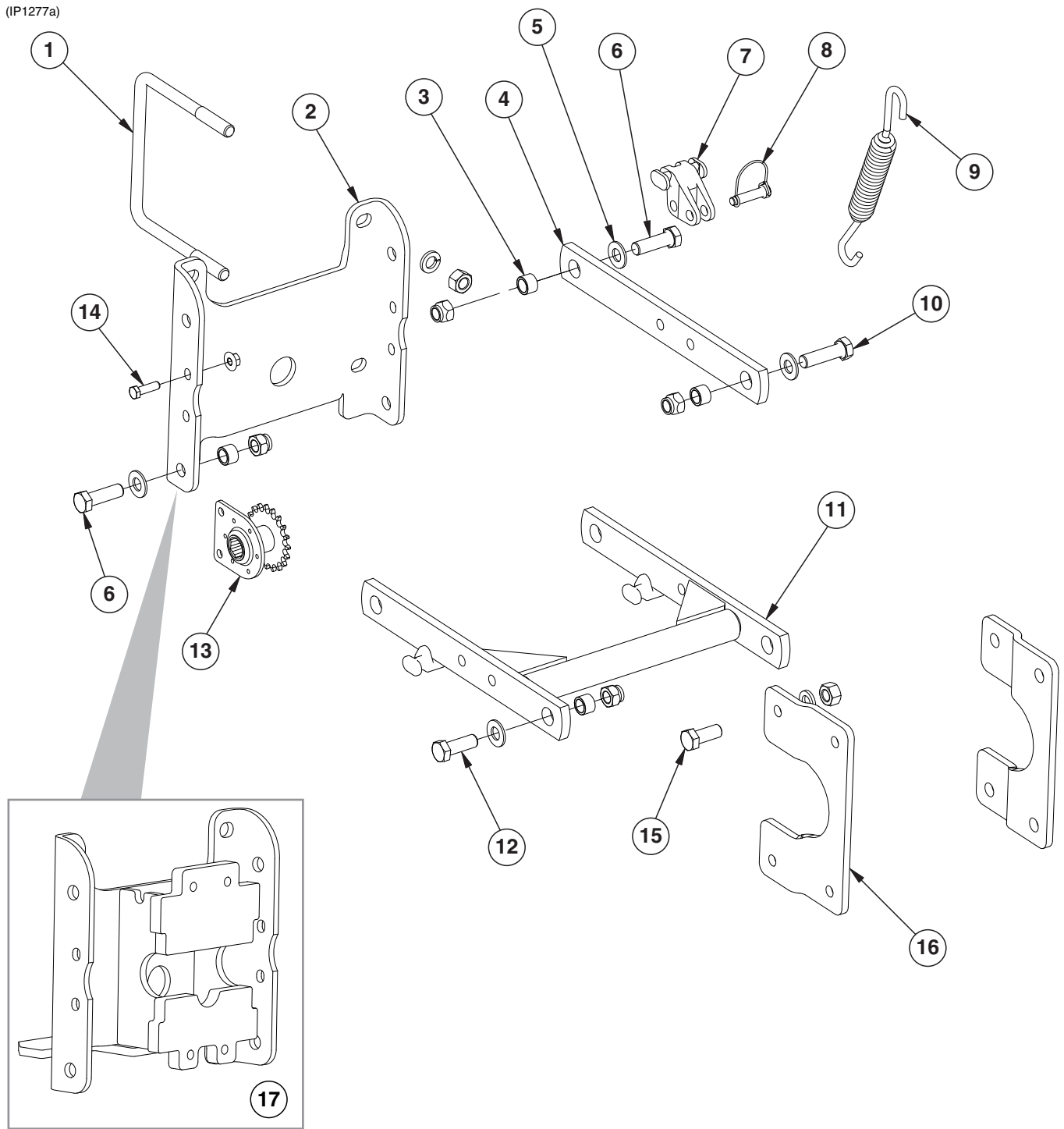
ITEM	PART NO.	QTY. (Per Row)	DESCRIPTION
1	GD24545	2	Stop
	G10003	3	Hex Head Cap Screw, 3/8"-16 x 1 1/2"
	G10108	4	Lock Nut, 3/8"-16
2	G10326	1	Hex Head Cap Screw, 3/8"-16 x 3/4"
	G11387	1	Flat Washer, 3/8" SAE
3	G3303-98	-	Chain, No. 41, 98 Pitch Including Connector Link (Mechanical)
	G3303-108	-	Chain, No. 41, 108 Pitch Including Connector Link (Vacuum)
	G3303-16	-	Chain, No. 41, 16 Pitch Including Connector Link (Used W/Row Unit Extension Brackets)
	GR0196	-	Connector Link, No. 41
4	GD11962	1	Idler
5	GD1026	1	Sleeve, 1 3/16" Long
6	G10201	1	Special Washer, 3/8" x 1 1/2" O.D.
7	GD1065	1	Idler Spring
8	GD7318	1	Sleeve, 1" Long
9	GD16245	1	Sun Shade (Rubber)
10	GD11845	1	Dust Cap
11	GD28390	1	Shield
	G10312	2	Carriage Bolt, 5/16"-18 x 3/4"
	G10620	2	Serrated Flange Nut, 5/16"-18
12	---	-	See "Gauge Wheels" on page P9
13	---	-	See "KPM III Electronic Seed Monitor" on page P107
14	G10438	1	Hex Head Cap Screw, 1/2"-13 x 3/4"
15	GB0265	1	Pivot Link, Depth Adjustment
16	GA10157	1	Shank W/Gauge Wheel Pivot Spindle And Set Screw
17	G11592	1	Hex Head Cap Screw, 3/8"-24 x 2 3/4", Grade 8
	G11591	1	Nylon Lock Nut, 3/8"-24, Grade C
18	G10551	1	Clevis Pin, 1/4" x 2 1/2"
	G10669	1	Hair Pin Clip, No. 22
19	G11015	2	Hex Washer Head Cap Screw, 3/8"-16 x 1 1/4"
20	GB0274	1	Cover, Depth Adjustment
21	GB0266	1	Handle, Depth Adjustment
	GD3612	-	Cap Plug
22	GD10993	1	Spring
23	GB0267	1	Lever, Depth Adjustment
24	GD11259	1	Sleeve, 3/8" I.D. x 5/8" O.D. x 1 25/32" Long
25	G10207	1	Washer, 7/8" O.D. x 1 3/32" I.D. x .134" (If Applicable)
26	GD13361	1	Pin, 3/8" x 1 2/3"
27	GB0285	1	Collar, Depth Adjustment
28	GD29798	1	Chain Guard, Pull Units
29	G10071	1	Serrated Flange Nut, 1/2"-13
30	G10014	1	Hex Head Cap Screw, 1/2"-13 x 1"
31	GD17014	1	Hose Guide, Push Units
32	G10047	1	Hex Head Cap Screw, 3/8"-16 x 1 3/4"
	G11387	2-3	Flat Washer, 3/8" SAE
	G10108	1	Lock Nut, 3/8"-16
33	GD29806	-	Seed Tube Bracket

(RU157a/RU159/RU157aa)



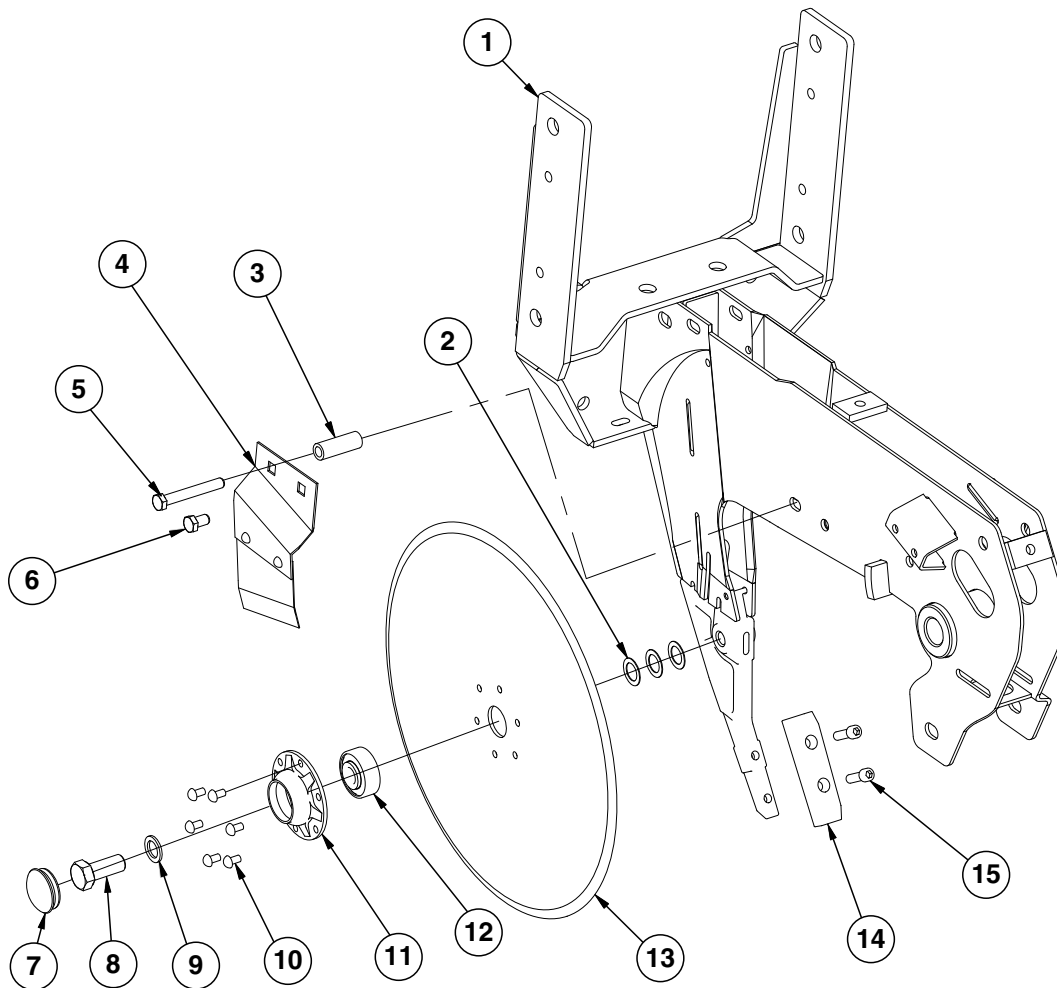
ITEM	PART NO.	QTY. (Per Row)	DESCRIPTION
1	GD1113	2	U-Bolt, 5" x 7" x 5/8"-11
	G10230	4	Lock Washer, 5/8"
	G10104	4	Hex Nut, 5/8"-11
2	GD10036	1	Mounting Support Plate
3	GB0218	4	Bushing, 2 1/32" I.D. x 7/8" O.D. x 1 9/32" Long
4	GD11422	2	Upper Parallel Arm
5	G10732	4	Hex Head Cap Screw, 5/8"-18 x 2"
	G11391	4	Flat Washer, 5/8" SAE
	G11514	4	Lock Nut, 5/8"-18
6	GA5651	1	Lower Parallel Arm
7	GA1720	1	Bearing/Sprocket, 7/8" Hex Bore
8	G10004	2	Hex Head Cap Screw, 3/8"-16 x 1"
	G11091	2	Serrated Flange Nut
9	---	-	See "Hopper Support and Meter Drive" on page P17
10	GA11982	1	Air Spring Assembly
11	GD23995	1	Saddle
12	G11018	2	Hex Head Cap Screw, 5/8"-18 x 1 1/4"
	G11391	2	Flat Washer, 5/8" SAE
	GD3180-30	2	Sleeve, 7/8" O.D. x 5/8" I.D. x 2 1/32"
13	GB0396	1	Head Mount
14	GB0397	1	Shoulder Nut, 3/4"-16
15	GB0395	2	Bracket
16	G11220	4	Hex Socket Cap Screw, 1/2"-13 x 1 1/2"
	G10071	4	Serrated Flange Nut, 1/2"-13
17	G10004	2	Hex Head Cap Screw, 3/8"-16 x 1 1/4"
	G11387	2	Flat Washer, 3/8" SAE
	GD11963-04	2	Spacer, 1/4"
	G10108	2	Lock Nut, 3/8"-16
18	GD17794	1	Link (not applicable with row unit extension brackets)
19	GB0393	1	Plate
20	G10037	7	Hex Head Cap Screw, 1/2"-13 x 1 1/4"
	G11389	2	Flat Washer, 1/2" SAE (Lower Two Holes Only)
	G10228	7	Lock Washer, 1/2"
21	---	-	See "Interplant Push Row Unit" on page P43
22	GB0390	1	Yoke Mount
23	GB0392	1	Yoke
24	GB0391	1	Mount
25	G10017	2	Hex Head Cap Screw, 1/2"-13 x 1 1/2"
	G11389	2	Flat Washer, 1/2" SAE
	G10228	2	Lock Washer, 1/2"
	G10102	2	Hex Nut, 1/2"-13
26	GB0389	1	Plate
27	G10007	4	Hex Head Cap Screw, 5/8"-11 x 1 1/2"
	G10230	4	Lock Washer, 5/8"
	G10104	4	Hex Nut, 5/8"-11
28	GB0366	2	Extension Bracket
29	GB0398	1	Extension
30	G10039	4	Hex Head Cap Screw, 1/2"-13 x 1 3/4"
	G11389	4	Flat Washer, 1/2" SAE
	G10111	4	Lock Nut, 1/2"-13
31	G10037	1	Hex Head Cap Screw, 1/2"-13 x 1 1/4"
	G10228	1	Lock Washer, 1/2"
A	G6325X	-	U-Bolt Package For 5" x 7" Toolbar, Includes: (2) GD1113, (4) G10230, (4) G10104

(IP1277a)



ITEM	PART NO.	QTY. (Per Row)	DESCRIPTION
1	GD1113	2	U-Bolt, 5" x 7" x 5/8"-11
	G10230	4	Lock Washer, 5/8"
	G10104	4	Hex Nut, 5/8"-11
2	GD10036	1	Mounting Support Plate
3	GB0218	8	Bushing, 2 1/32" I.D. x 7/8" O.D. x 1 9/32" Long
4	GD11422	2	Upper Parallel Arm
5	G11391	8	Flat Washer, 5/8" SAE
6	G10732	4	Hex Head Cap Screw, 5/8"-18 x 2"
	G10412	4	Lock Nut, 5/8"-18
7	GB0186	2	Spring Anchor
8	GD14217	2	Tab Lock Pin, 7/16" x 1 1/2"
9	GD8249	4	Standard Down Pressure Spring
	GD21337	-	Heavy Duty Down Pressure Spring
10	G10752	2	Hex Head Cap Screw, 5/8"-18 x 2 1/4"
	G10412	2	Lock Nut, 5/8"-18
11	GA5651	1	Lower Parallel Arm
12	G10751	2	Hex Head Cap Screw, 5/8"-18 x 1 3/4"
	G10412	2	Lock Nut, 5/8"-18
13	GA1720	1	Bearing/Sprocket, 7/8" Hex Bore
14	G10004	2	Hex Head Cap Screw, 3/8"-16 x 1 1/4"
	G11091	2	Serrated Flange Nut, 3/8"-16
15	G10007	4	Hex Head Cap Screw, 5/8"-11 x 1 1/2"
	G10230	4	Lock Washer, 5/8"
	G10104	4	Hex Nut, 5/8"-11
16	GB0366	2	Extension Bracket
17	GA18724	-	Row Unit Mount (Optional on 4 Center Row Units When Using Frame Mounted Coulters with Residue Wheels Along with GB0366 Extension Bracket)
A	G6325X	-	U-Bolt Package For 5" x 7" Toolbar, Includes: (2) GD1113, (4) G10230, (4) G10104

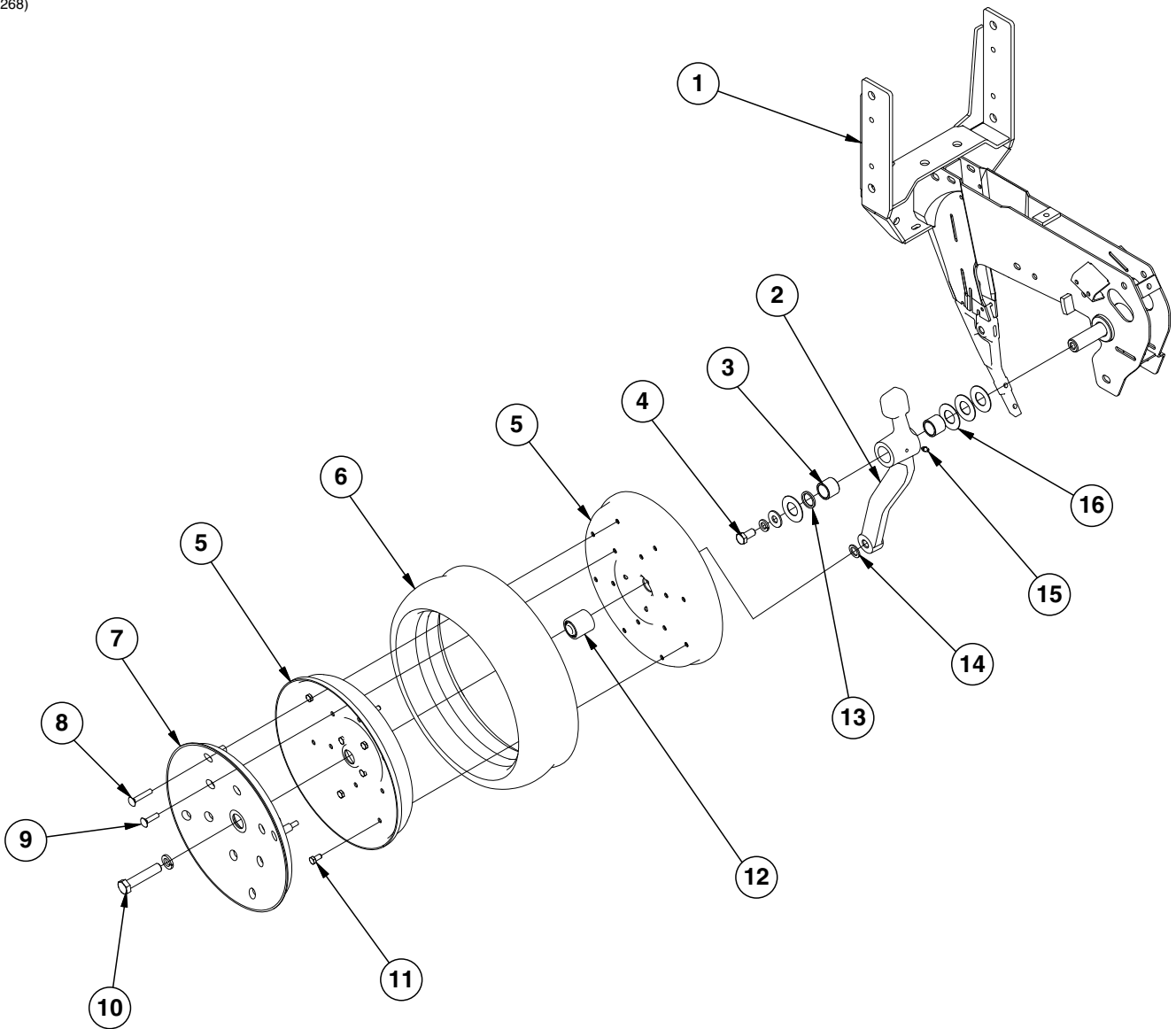
(RU139)



ITEM	PART NO.	QTY. (Per Row)	DESCRIPTION
1	---	-	See "Shank Assembly, Seed Tube, and Depth Adjustment" on page P1
2	GD30725	-	Machine Bushing, 5/8" (.030" Thick) (As Required)
3	GD2971-26	1	Sleeve, 3/8" I.D x 5/8" O.D. x 1.63" Long
4	GA2012R GA2012L	1 -	Disc Scraper, R.H. Disc Scraper, L.H. (Shown)
5	G10325 G10622	1 1	Hex Head Cap Screw, 3/8"-16 x 2 3/4" Serrated Flange Nut, 3/8"-16
6	G10328 G10622	2 1	Hex Head Cap Screw, 3/8"-16 x 5/8" Serrated Flange Nut, 3/8"-16
7	GD11845	2	Dust Cap
8	GD11017	1	Special Hex Head Cap Screw, 5/8"-11 x 1 1/2", L.H. Threads
9	G10204	2	Special Machine Bushing, 5/8" x 1" O.D.
10	G10427	12	Rivet, 1/4" x 1/2"
11	GD10473	2	Bearing Housing
12	GA2014	2	Bearing
13	GD11306	2	Disc Blade, 3.5 mm x 15"
14	GB0301	1	Seed Tube Guard/Inner Scraper
15	G10912	2	Hex Socket Head Cap Screw, 5/16"-18 x 1", Grade 8
A	GA8324	-	Disc Blade/Bearing Assembly, Less Dust Cap (Items 10-13)

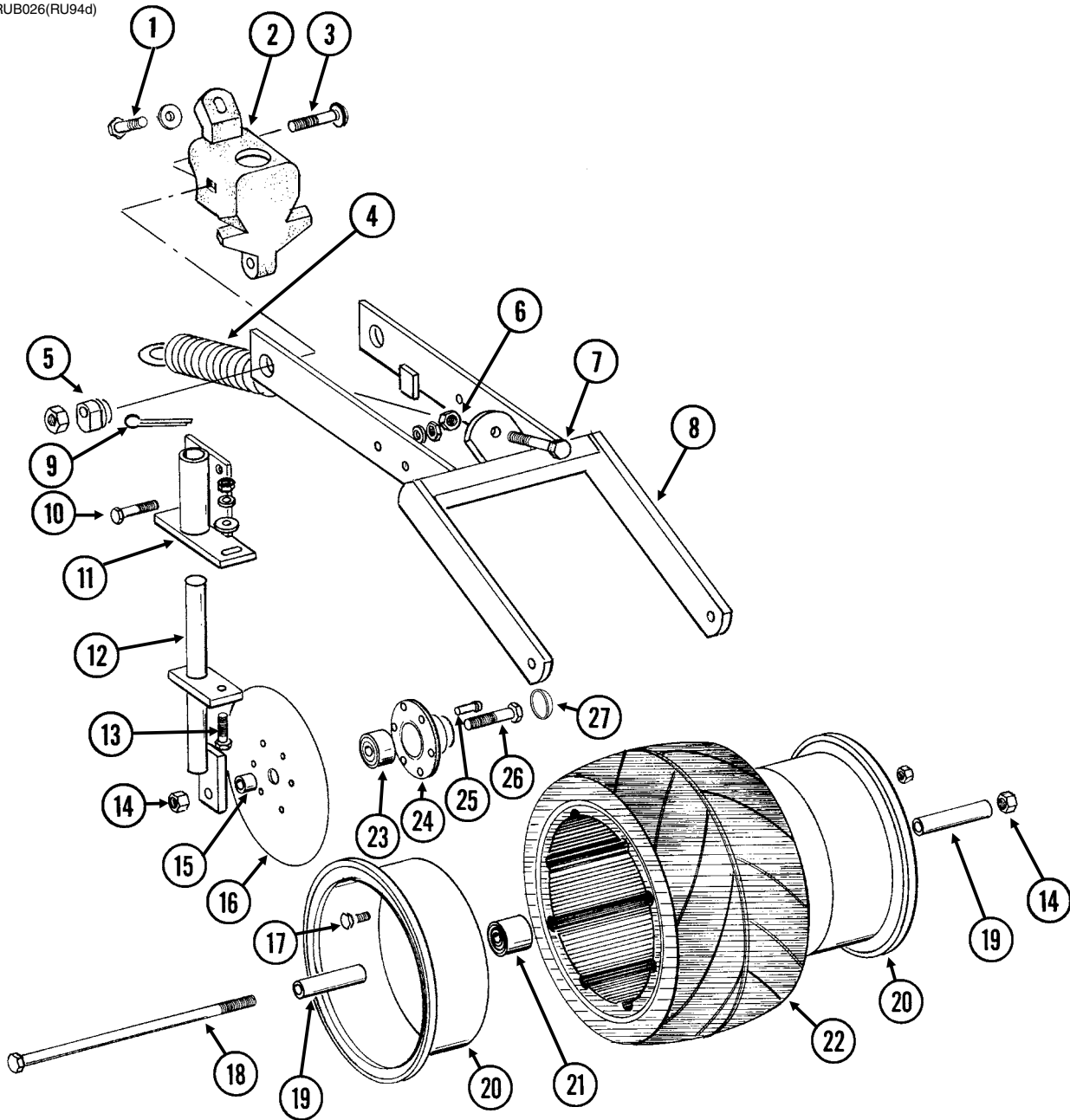
This page left blank intentionally.

(IP1268)



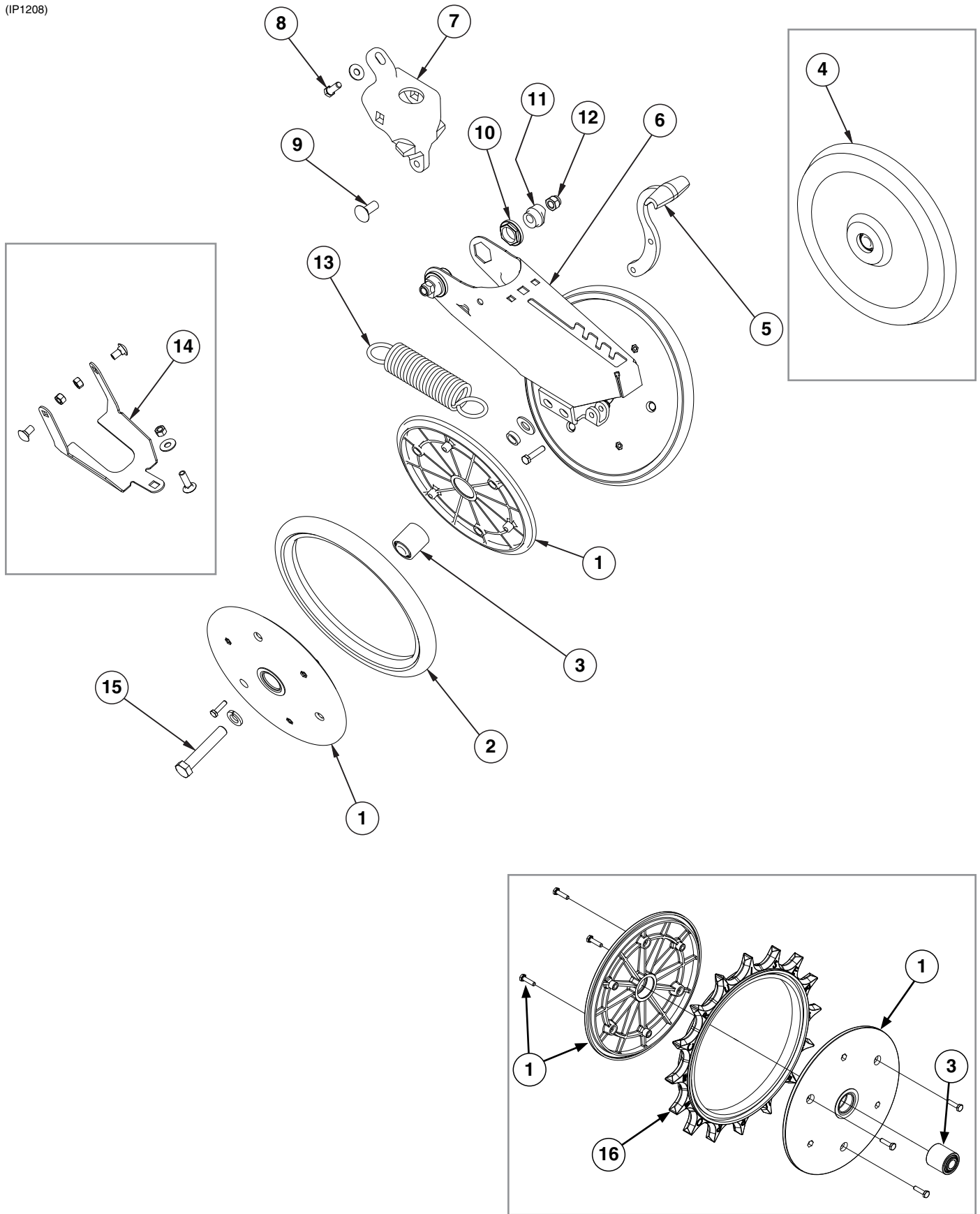
ITEM	PART NO.	QTY. (Per Row)	DESCRIPTION
1	---	-	See "Shank Assembly, Seed Tube, and Depth Adjustment" on page P1
2	GA7975	1	Wheel Arm W/Grease Fitting, Bushings And Seals, L.H. (Shown) (Includes Items 3 and 13)
	GA7976	1	Wheel Arm W/Grease Fitting, Bushings And Seals, R.H. (Includes Items 3 and 13)
3	GB0276	2	Bushing, 1" I.D. x 1¼" O.D. x 1" Long (Per Arm)
4	G10014	1	Hex Head Cap Screw, ½"-13 x 1"
	G10228	2	Lock Washer, ½"
	G10216	2	Washer, ½" USS
5	GD31466	4	Half Wheel (Black)
6	GD1086	2	Tire
7	GD11453	2	Cover
8	G10924	8	Carriage Bolt, 5/16"-18 x 1¾"
	G10620	8	Serrated Flange Nut, 5/16"-18
9	G10338	12	Carriage Bolt, 5/16"-18 x 1¼"
	G10620	12	Serrated Flange Nut, 5/16"-18
10	G10010	2	Hex Head Cap Screw, 5/8"-11 x 3"
11	G10018	14	Hex Head Cap Screw, 5/16"-18 x 5/8"
	G10109	14	Lock Nut, 5/16"-18, Grade 8
12	GA6171	2	Bearing
13	GD10991	2	Seal (Per Arm)
14	G10204	2	Special Machine Bushing, 5/8" x 1" O.D.
15	G10640	1	Grease Fitting, ¼"-28 (Per Arm)
16	G10940	-	Machine Bushing, 1" (.048" Thick)
A	GA7949	-	Gauge Wheel Complete (Items 5-9 And 11-12)
B	G1K296	-	Gauge Wheel Arm Bushing And Seal Driver Kit, Includes: (1) Seal Driver, (1) Bushing Driver, (1) Instruction

RUA054/RUB026(RU94d)



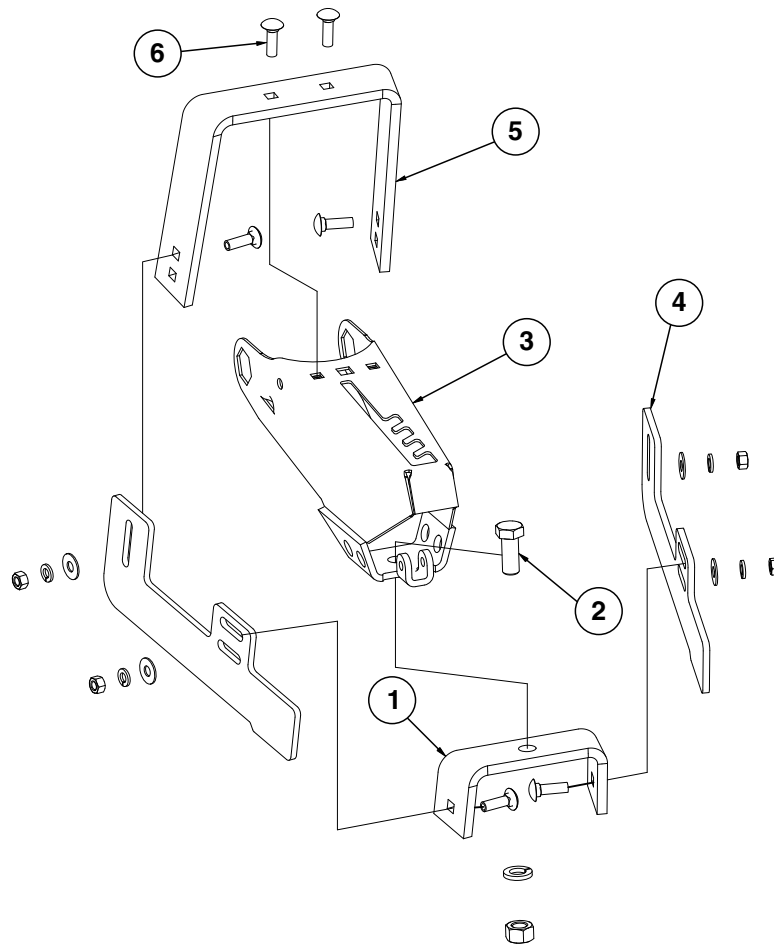
ITEM	PART NO.	QTY. (Per Row)	DESCRIPTION
1	G10001	1	Hex Head Cap Screw, 3/8"-16 x 1"
	G11387	1	Flat Washer, 3/8" SAE
2	GB0268	1	Wheel Arm Stop
3	G10801	2	Carriage Bolt, 1/2"-13 x 2 1/4"
	G10315	-	Carriage Bolt, 1/2"-13 x 2 1/2" (Used W/Straight Drop In-Furrow Granular Chemical Bracket)
	G10102	2	Hex Nut, 1/2"-13
4	GA2054	1	Spring
5	GB0239	2	Eccentric Bushing
6	G10102	1	Hex Nut, 1/2"-13
7	G10015	1	Adjusting Bolt, 1/2"-13 x 5"
8	GA6619	1	Mounting Arm
9	G10463	2	Cotter Pin, 1/4" x 1 1/2"
10	G10171	4	Hex Head Cap Screw, 5/16"-18 x 1 1/4"
	G10232	4	Lock Washer, 5/16"
	G10106	4	Hex Nut, 5/16"-18
11	GA6620	2	Bracket
12	GA6618	2	Mount
13	G10303	2	Carriage Bolt, 5/16"-18 x 1"
	G11386	2	Flat Washer, 5/16" SAE
	G10232	2	Lock Washer, 5/16"
	G10106	2	Hex Nut, 5/16"-18
14	G10107	3	Lock Nut, 5/8"-11
15	GD1109	2	Bushing, 4 1/64" I.D. x 7/8" O.D. x 1/4" Long
16	GD9290	2	Disc Blade, 8"
17	G10018	7	Hex Head Cap Screw, 5/16"-18 x 5/8"
	G10109	7	Lock Nut, 5/16"-18, Grade 8
18	G10152	1	Hex Head Cap Screw, 5/8"-11 x 9"
19	GD3180-12	2	Sleeve, 5/8" I.D. x 7/8" O.D. x 2 7/8" Long
20	GD9562	2	Half Wheel
21	GA6171	1	Bearing
22	GD9305	1	Tire
23	GA2014	2	Bearing
24	GD10473	2	Bearing Housing
25	G10427	12	Rivet, 1/4" x 1/2"
26	G10006	2	Hex Head Cap Screw, 5/8"-11 x 2 1/4"
27	GD11845	2	Dust Cap
A	GA6733	-	Single Press Wheel Complete W/Bearing (Items 17 And 20-22)
B	GA6801	-	Covering Disc Blade Complete W/Bearing (Items 16 And 23-25)

(IP1208)



ITEM	PART NO.	QTY. (Per Row)	DESCRIPTION
1	GD9120	4	Nylon Half Wheel
	G10064	12	Hex Head Cap Screw, 1/4"-20 x 1"
2	GD1085	2	Rubber Tire, 1" x 12"
3	GA6171	2	Bearing
4	GA6597	1	Cast Iron Closing Wheel W/Bearing
	GA6171	1	Bearing
5	GB0254	1	Lever
	G10133	1	Hex Head Cap Screw, 5/16"-18 x 1 1/2"
	G10109	1	Lock Nut, 5/16"-18, Grade 8
6	GA15197	1	Arm
7	GB0268	1	Wheel Arm Mount
8	G10001	1	Hex Head Cap Screw, 3/8"-16 x 1"
	G11387	2	Flat Washer, 3/8" SAE
9	G11419	2	Carriage Bolt, 1/2"-13 x 2 1/4"
	G10315	-	Carriage Bolt, 1/2"-13 x 2 1/2" (Used W/Straight Drop In-Furrow Granular Chemical Bracket)
	G11387	-	Flat Washer, 3/8" SAE
10	GB0282	2	Stepped Bushing
11	GB0239	2	Eccentric Bushing
12	G10111	2	Lock Nut, 1/2"-13
13	GD8460	1	Spring
14	G1K345	-	Closing Wheel Shield Kit W/Hardware and Instruction
	GD14065	1	Closing Wheel Shield
	G10599	1	Carriage Bolt, 3/8"-16 x 1 1/4"
	G10308	2	Carriage Bolt, 3/8"-16 x 3/4"
	G10101	3	Hex Nut, 3/8"-16
15	G10013	2	Hex Head Cap Screw, 5/8"-11 x 3 1/2"
	G11391	2	Flat Washer, 5/8" SAE
	GD1109	2	Bushing, 4 1/64" I.D. x 7/8" O.D. x 1/4" Long
	G10230	2	Lock Washer, 5/8"
	G10107	2	Lock Nut, 5/8"-11
16	GD31353	1	Spiked Wheel Insert
A	GA6434	-	Rubber Closing Wheel Complete W/Bearing (Items 1-3)
B	GA22165	-	Spiked Closing Wheel Complete W/Bearing (Items 1, 3, and 16)

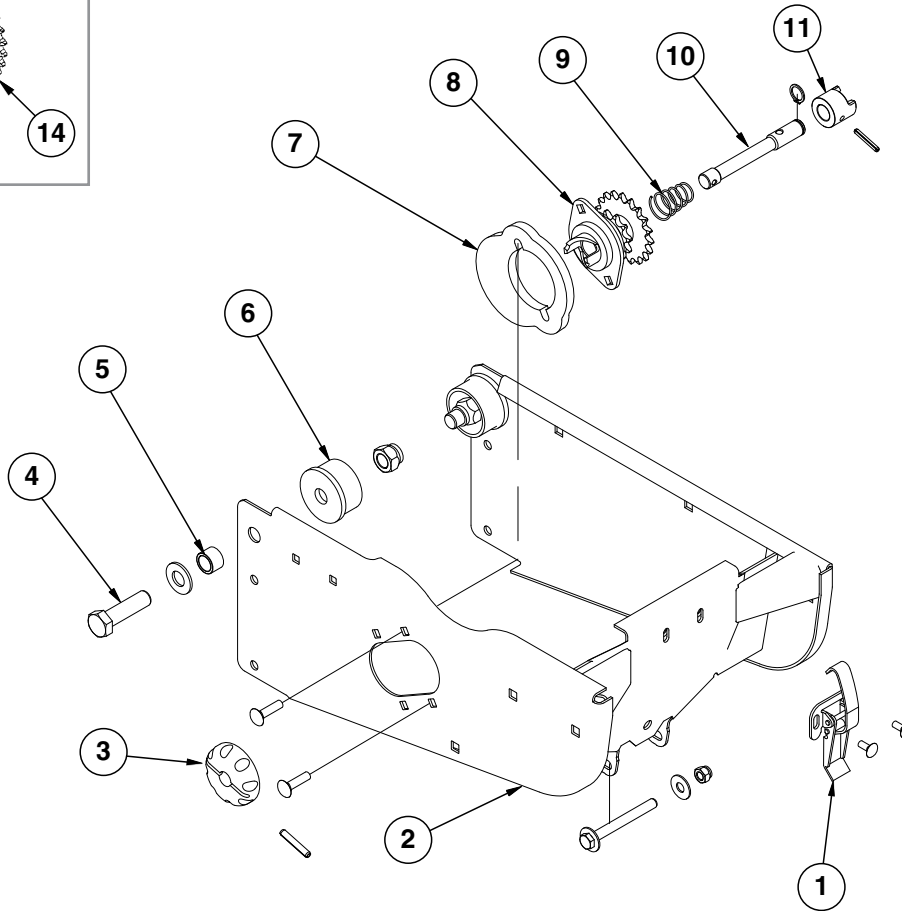
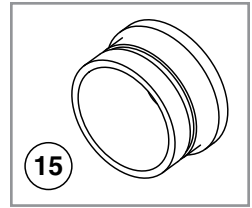
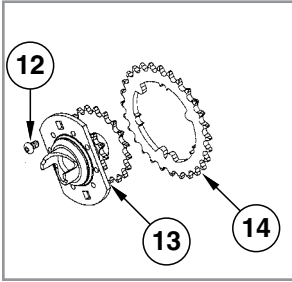
(IP1202)



ITEM	PART NO.	QTY. (Per Row)	DESCRIPTION
1	GD11509	1	Rear Bracket
2	G10007	1	Hex Head Cap Screw, 5/8"-11 x 1 1/2"
	G10230	1	Lock Washer, 5/8"
	G10104	1	Hex Nut, 5/8"-11
3	GA15197	1	Arm
4	GD11313	2	Blade
5	GD11508	1	Front Bracket
6	G10599	6	Carriage Bolt, 3/8"-16 x 1 1/4"
	G10229	6	Lock Washer, 3/8"
	G11387	6	Flat Washer, 3/8" SAE
	G10101	6	Hex Nut, 3/8"-16
A	G7566X	-	Drag Closing Attachment Complete (Items 1-6)

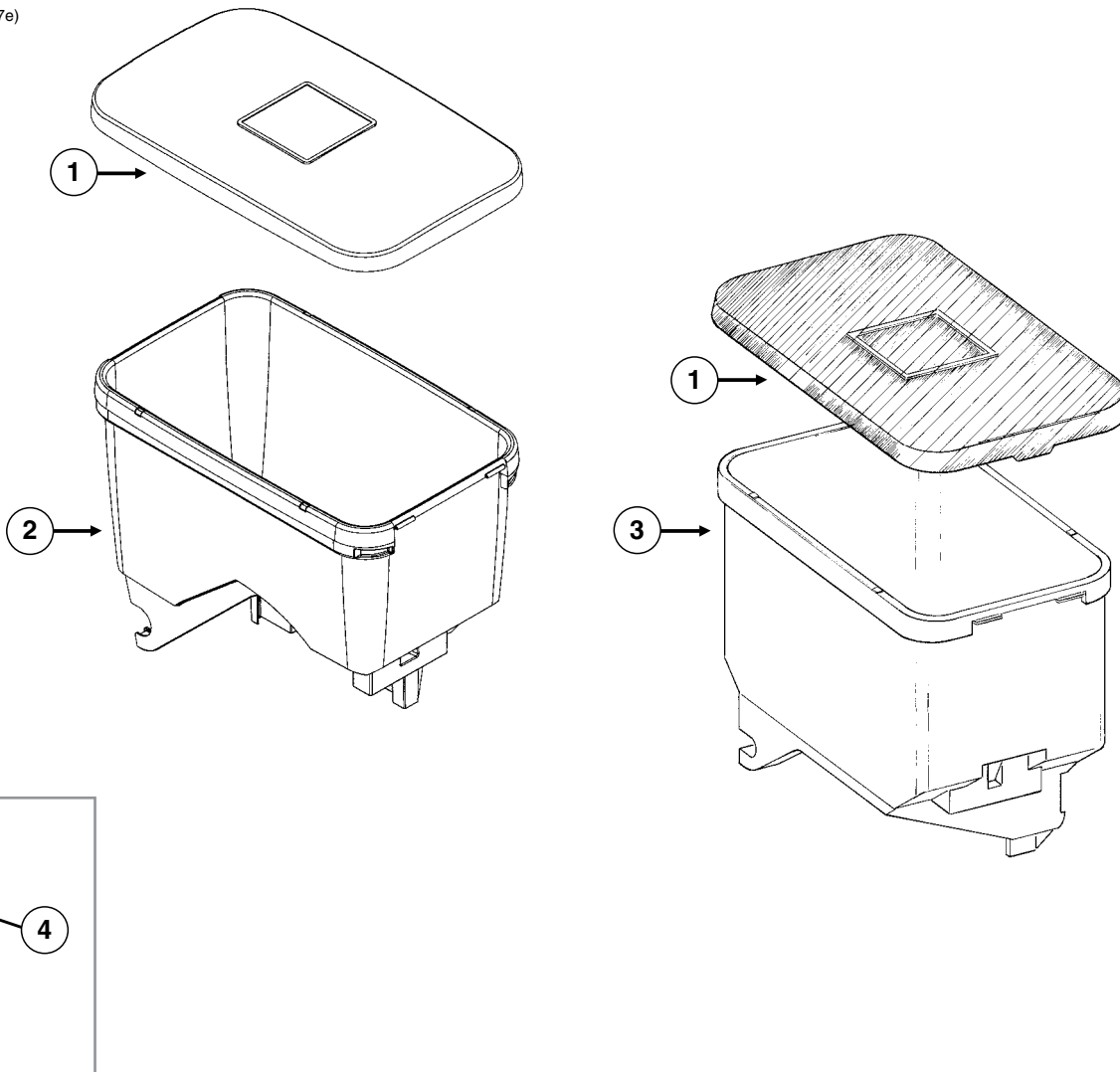
This page left blank intentionally.

(IP1209)



ITEM	PART NO.	QTY. (Per Row)	DESCRIPTION
1	GA2007	1	Hopper Hold Down Latch
	G10621	2	Serrated Flange Nut, 1/4"-20
	G10309	2	Carriage Bolt, 1/4"-20 x 5/8", Grade 2
2	GA10155	1	Hopper Support
	G10061	1	Hex Head Cap Screw, 3/8"-16 x 3 1/2"
	G11387	2	Flat Washer, 3/8" SAE
	G10108	1	Lock Nut, 3/8"-16
3	GD11239	1	Knob
4	G10752	2	Hex Head Cap Screw, 5/8"-18 x 2 1/4"
	G11391	2	Flat Washer, 5/8" SAE
	G10412	2	Lock Nut, 5/8"-18
5	GB0218	2	Bushing, 2 1/32" I.D. x 7/8" O.D. x 1 9/32" Long
6	GB0314	2	Hopper Mount
7	GB0331	1	Clutch Adapter Plate
	G10620	2	Serrated Flange Nut, 5/16"-18
	G10338	2	Carriage Bolt, 5/16"-18 x 1 1/4"
8	GA10137	1	Double Sprocket And Bearing, Drive Clutch, 11/19 Tooth (Mechanical)
	GA12143	1	Double Sprocket And Bearing, Drive Clutch, 11/28 Tooth (Vacuum)
9	GD11413	1	Spring
10	GD29507	1	Clutch Shaft
	G10567	1	External Retaining Ring, 5/8"
11	GB0278	1	Coupler
	G10602	1	Spring Pin, 1/4" x 1 1/2"
12	G11222	3	Hex Socket Button Head Cap Screw, 5/16"-18 x 1/2", Stainless Steel
	G10620	3	Serrated Flange Nut, 5/16"-18
13	GA10137	1	Double Sprocket And Bearing, Drive Clutch, 11/19 Tooth
14	GD17192	1	Bolt-On Sprocket, 28 Tooth
15	GD17052	-	Vacuum Plug
A	GA20640	-	Seed Meter Clutch Assembly, 11/28 Tooth (Items 3 And 8-11) (Vacuum Shown)
B	GA10151	-	Seed Meter Clutch Assembly, 11/19 Tooth (Items 3 And 8-11)

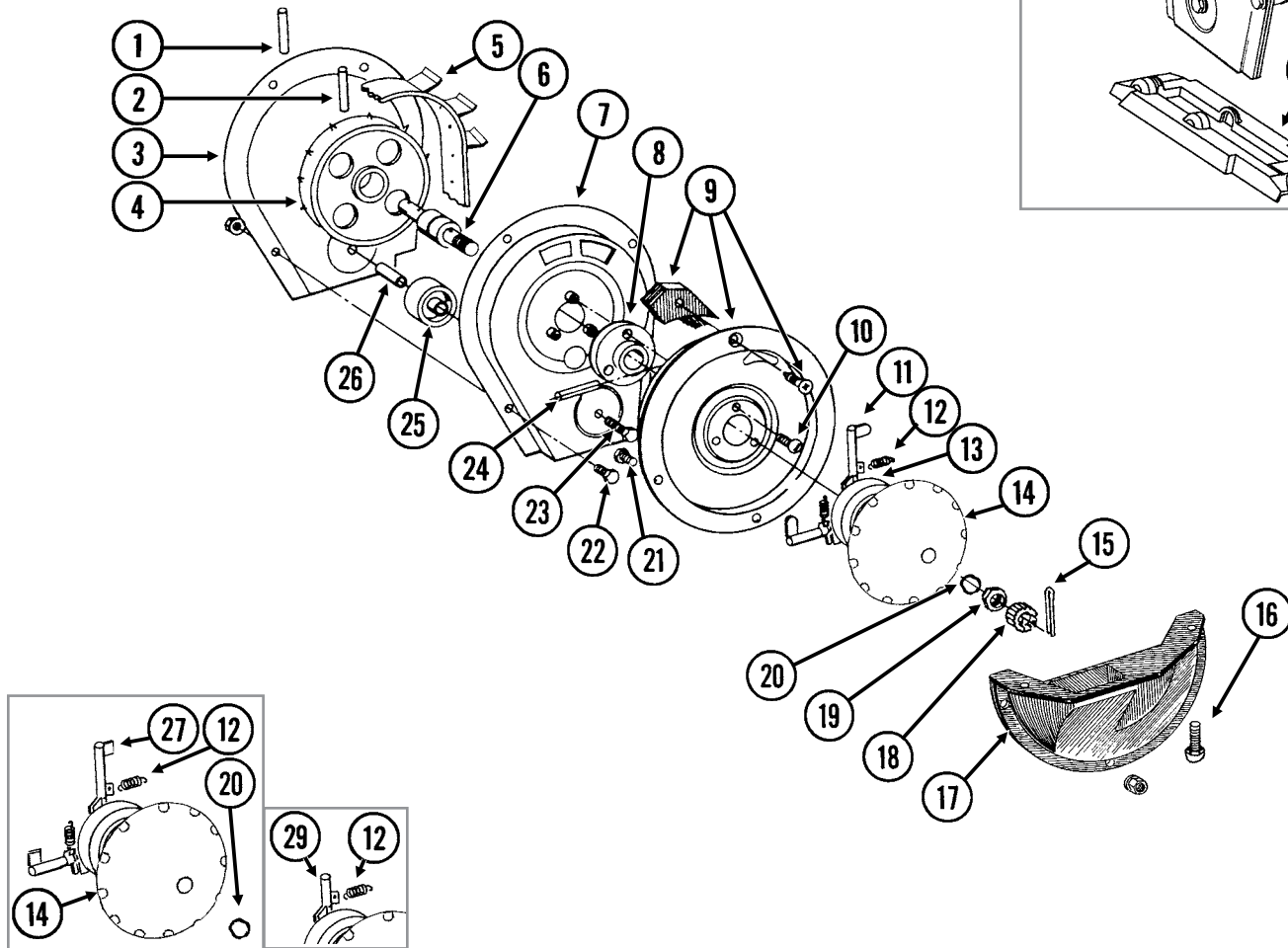
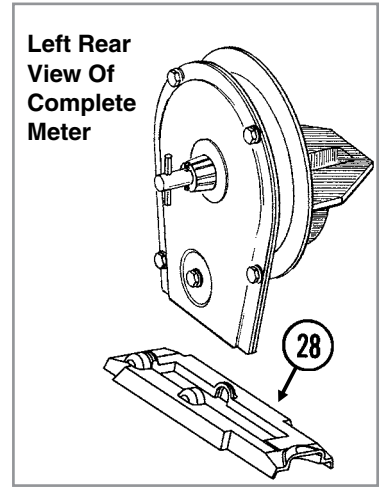
(METR12/RU87e)



ITEM	PART NO.	QTY.	DESCRIPTION
1	GD11279	1	Lid
2	GA20254	1	Seed Hopper (Vacuum)
	GD12561	-	Threaded Insert, 5/16"-18
3	GA9714	1	Seed Hopper, Reinforced (Mechanical)
	GD12561	-	Threaded Insert, 5/16"-18
4	GD11747	1	Seed Reserve Baffle

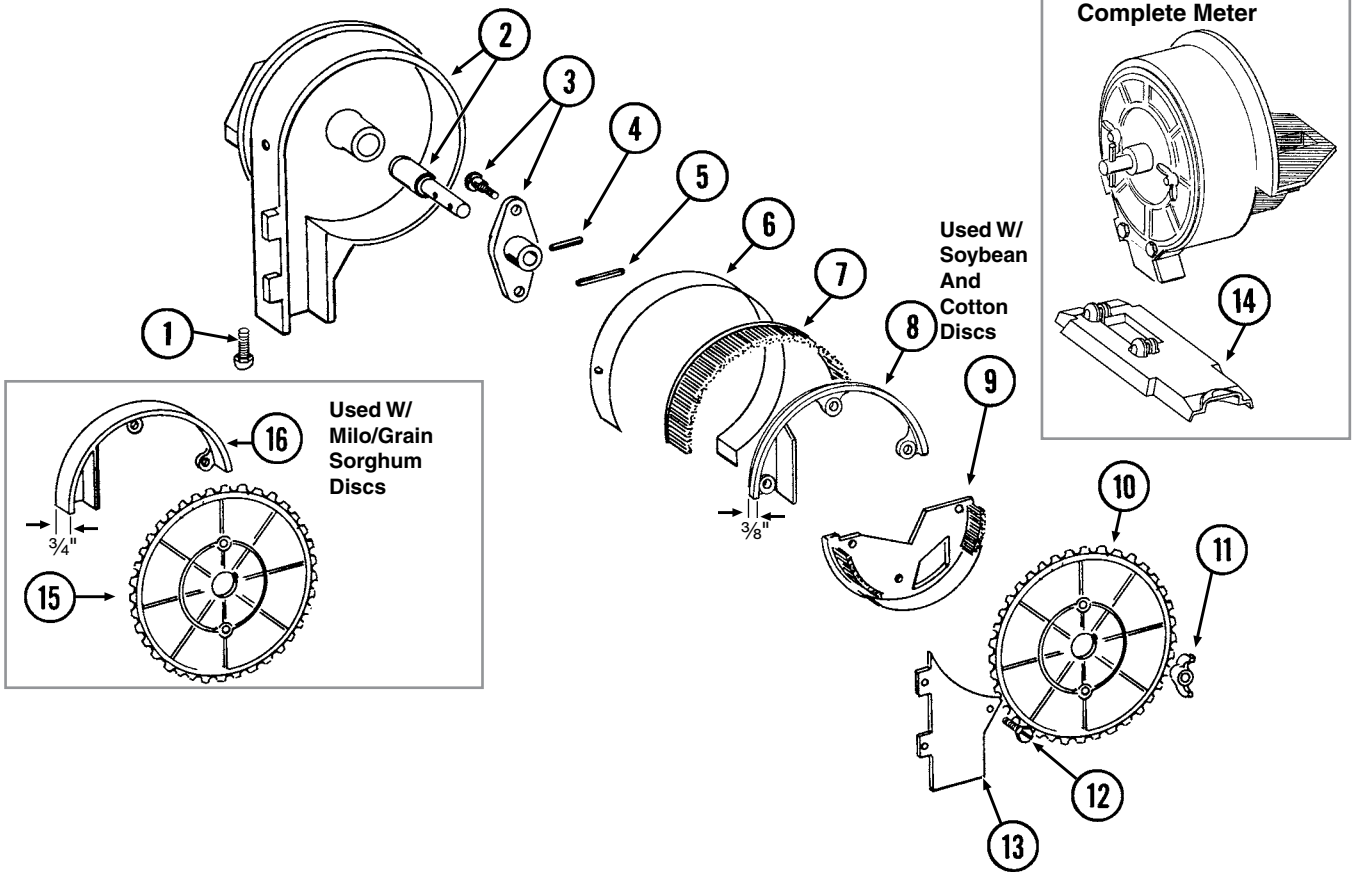
This page left blank intentionally.

RUA015/RUA056/RUA057(RU13k/RU13d)



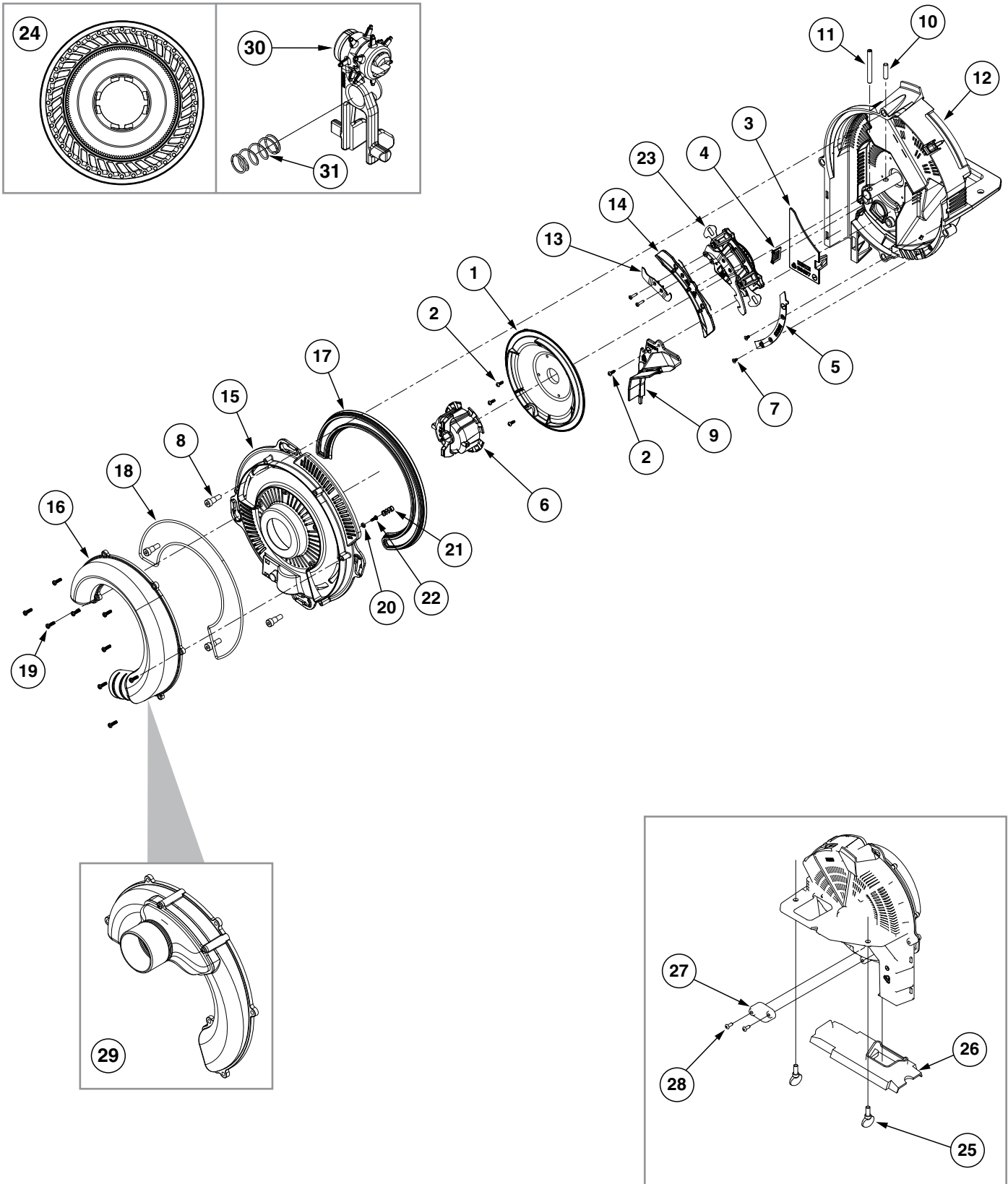
ITEM	PART NO.	QTY. (Per Row)	DESCRIPTION
1	G10602	1	Spring Pin, 1/4" x 1 1/2"
2	G10604	1	Spring Pin, 3/16" x 1 1/2"
3	GD26419	1	Housing Cover
4	GD1041	1	Belt Drive Sprocket
5	GD11286	1	Seed Belt
6	GA2019	1	Bearing
7	GA18201	1	Conveyor Housing
8	GB0110	1	Bearing Housing
9	GR1569	-	Carrier Plate W/Brush and Screw (Corn)
	GR0664	-	Carrier Plate W/Brush and Screw (Sunflower)
	GA2020	-	Brush
	G10690	-	Rolling Thread Screw, No. 10 x 3/4"
10	G10401	3	Slotted Hex Washer Head Screw, No. 10-32 x 5/8"
11	GD18704	12	Finger, Corn
12	GD19790	12	Spring
13	GB0410	1	Cam
14	GD11528	1	Finger Holder
15	G10470	1	Cotter Pin, 5/32" x 1"
16	G11009	2	Locking Thumbscrew, 5/16"-18 x 3/4"
17	GD11311	1	Seed Baffle
18	GD1083	1	Cover Nut
19	G10500	1	Jam Nut, 5/8"-18 UNF
20	GA8343	1	Wave Washer, 5/8" (Triple Wave)
21	G10020	3	Hex Head Cap Screw, 1/4"-20 x 5/8"
	G10323	3	Hex Flange Nut, 1/4"-20, No Serrations
22	G10022	4	Hex Head Cap Screw, 1/4"-20 x 1/2"
	G10621	4	Serrated Flange Nut, 1/4"-20
23	G10021	1	Hex Head Cap Screw, 1/4"-20 x 1 1/2"
	G10621	1	Serrated Flange Nut, 1/4"-20
24	G10603	1	Spring Pin, 1/4" x 1 1/4"
25	GD1042	1	Idler
26	GB0120	1	Bushing, 1 7/64" I.D. x 1 1/32" Long
27	GD19333	12	Finger, Oil Sunflower
28	GD15698	1	Shank Cover, Finger Pickup Seed Meter
29	GD11787	-	Half Rate Blank Finger
A	GR1848	-	Finger Assembly, Corn (Items 11-14 and 20)
B	GR2154	-	Finger Assembly, Oil Sunflower (Items 12, 14, 20, 27, and 30)
C	700-01078	-	Corn Meter Assembly (Items 1-26 and 28)

RUA037/RUA056/RUA057(RU14f)



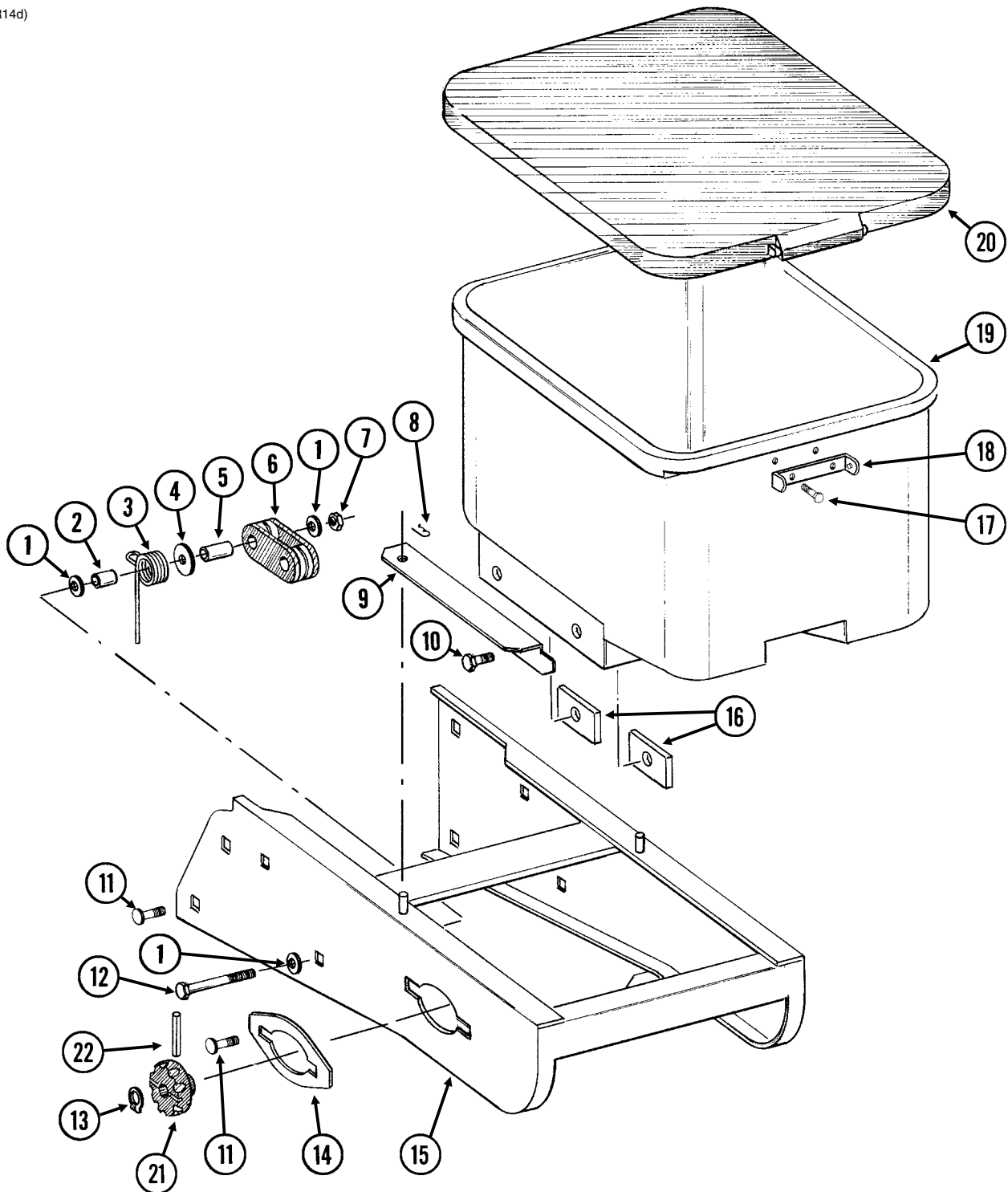
ITEM	PART NO.	QTY. (Per Row)	DESCRIPTION
1	G11009	2	Locking Thumbscrew, 5/16"-18 x 3/4"
2	GA18208	1	Housing W/Bearing
	GA5698	-	Bearing
3	GA6038	1	Hub W/Shoulder Bolts
	GD1755	-	Shoulder Bolt, 1/4"-20 (2 Used)
4	G10603	1	Spring Pin, 1/4" x 1 1/4"
5	G10602	1	Spring Pin, 1/4" x 1 1/2"
6	GD8778	1	Wear Strip
7	GA5699	1	Upper Brush
8	GD11122	1	Upper Brush Retainer (Used W/Soybean and Cotton Discs)
9	GA5834	1	Lower Brush
10	GA5794	-	Seed Disc, Soybean, 60 Cell, Black Color-Coded
	GA6184	-	Seed Disc, Specialty Soybean, 48 Cell, Dark Blue Color-Coded
	GA5796	-	Seed Disc, Cotton, Acid-Delinted, 30 Cell, White Color-Coded
	GA6168	-	Seed Disc, Large Cotton, Acid-Delinted, 36 Cell, Tan Color-Coded
	GA6478	-	Seed Disc, High-Rate Cotton, Acid-Delinted, 48 Cell, Light Green Color-Coded
	GA6182	-	Seed Disc, Hill-Drop Cotton, Acid-Delinted, 12 Cell, Brown Color-Coded
	GA7255	-	Seed Disc, Small Hill-Drop Cotton, Acid-Delinted, 12 Cell, Dark Green Color-Coded
11	G10531	2	Wing Nut W/Nylon Insert, 1/4"-20
12	G11151	9	Hex Washer Head Screw, No. 10-16 x 1/2"
	G10634	-	Slotted Tap Screw, No. 10-24 x 5/8" (Use As Required)
13	GD7878	1	Cover
14	GD15699	1	Shank Cover, Brush-Type Seed Meter
15	GA5982	-	Seed Disc, Small Milo/Grain Sorghum, 30 Cell, Red Color-Coded
	GA6187	-	Seed Disc, Large Milo/Grain Sorghum, 30 Cell, Light Blue Color-Coded
	GA5795	-	Seed Disc, High-Rate Small Milo/Grain Sorghum, 60 Cell, Red Color-Coded
	GA6633	-	Seed Disc, High-Rate Large Milo/Grain Sorghum, 60 Cell, Yellow Color-Coded
16	GD8237	-	Upper Brush Retainer (Used W/Milo/Grain Sorghum Discs)
A	700-01079	-	Brush Meter (Items 1-9 and 11-14)

(IP1507)



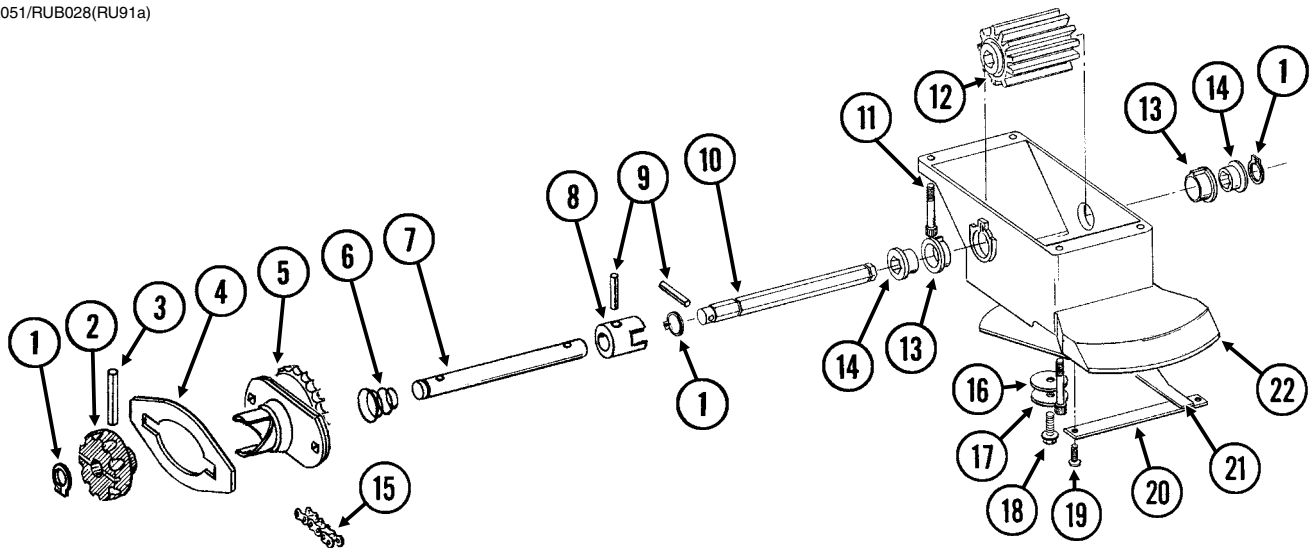
ITEM	PART NO.	QTY.	DESCRIPTION
1	GB0815	1	Shield
2	G11619	4	Phillips Pan Head Tapping Screw, No. 6-19 x 3/8"
3	GB0697	1	Chute Cover
4	GB0780	1	Brush
5	GB0823	1	Baffle
6	GB0816	1	Disc Hub
7	G11618	2	Torx Flat Head Tapping Screw, No. 6-19 x 1/4"
8	G11172	4	Hex Socket Head Shoulder Screw, 1/4"-20 x 3/8", Stainless Steel
9	GA20746	1	Brush Assembly
10	G11448	1	Pin, 1/4" x 1"
11	G10475	1	Spring Pin, 1/4" x 2 1/4"
12	GA22213	1	Meter Housing W/Bearing
13	GA20879	1	Inner Blade Sub Assembly
	G11693	2	Torx Flat Head Machine Screw, No. 4-40 x 1/2"
	GB0921	1	Lower Blade
	GB0973	1	Lower Control
14	GA20110	1	Singulator Guide Sub Assembly
15	GB0920	1	Cover
16	GB0818	1	Vacuum Port
17	GB0676	1	Lip Seal
18	GD26593	1	Gasket Housing
19	G11556	9	Phillips Pan Head Tapping Screw, 6-19 x 1/2"
20	GB0907	1	Retainer Spring
21	GD25147	1	Compression Spring
22	G11619	1	Phillips Pan Head Tapping Screw, No. 6-19 x 3/8"
23	GA18775	1	Singulator Assembly (Includes Items 13 and 14)
24	G9040X	1	Seed Disc, Corn, 40 Cell, Light Blue Color-Coded, Ejector Wheel, and Spring
	G9041X	-	Seed Disc, Soybean, 120 Cell, Black Color-Coded, Ejector Wheel, and Spring
	G9043X	-	Seed Disc, Sugar Beets/Milo, Dark Orange Color-Coded, Ejector Wheel, and Spring
	G9042X	-	Seed Disc, Sunflower, 40 Cell, Gray Color-Coded, Ejector Wheel, and Spring
	G9272X	-	Seed Disc, Cotton, 60 Cell, Green Color-Coded, Ejector Wheel, and Spring
	G9273X	-	Seed Disc, Black Turtle and Navy Edible Bean and Popcorn, 60 Cell, Brown Color-Coded, Ejector Wheel, and Spring
	G9308X	-	Seed Disc, Pinto and Great Northern Edible Beans and Low-Rate Soybean, 60 Cell, Dark Blue Color Coded, Ejector Wheel, and Spring
25	G11009	2	Locking Thumbscrew, 5/16"-18 x 3/4"
26	GB0926	1	Shank Cover
27	GD28631	1	Cover Plate
28	G11281	2	Hex Button Head Cap Screw, 10-24 x 1/2"
29	GA20111	1	Vacuum Port, Push Row Unit
30	GA19112	-	Ejector Arm, Corn
	GA19113	-	Ejector Arm, Soybean
	GA19114	-	Ejector Arm, Sunflower
	GA19115	-	Ejector Arm, Beets/Milo
	GA20346	-	Ejector Arm, Black Turtle, Navy, Pinto, and Great Northern Edible Bean, Popcorn, and Low-Rate Soybean
31	GD25147		Compression Spring
A	G9277X	-	Vacuum Meter Assembly, Pull Row Unit (Items 1-23 and 25-28)
B	G9275X	-	Vacuum Meter Assembly, Push Row Unit (Items 1-14, 23, and 25-29)
C	GA20622	-	Cover Assembly (Items 15-22)

(METR14d)



ITEM	PART NO.	QTY. (Per Row)	DESCRIPTION
1	G11387	3	Flat Washer, 3/8" SAE
2	GD2971-10	1	Sleeve, 9/16" Long
3	GD11219	1	Spring
4	G10201	1	Special Washer, 3/8" x 1 1/2" O.D.
5	GD1026	1	Sleeve, 1 3/16" Long
6	GD11962	1	Idler
7	G10108	1	Lock Nut, 3/8"-16
8	G10670	2	Hair Pin Clip, No. 3
9	GD1059L	1	Support, L.H. (Shown)
	GD1059R	1	Support, R.H.
10	G10002	4	Hex Head Cap Screw, 3/8"-16 x 3/4"
	G10229	4	Lock Washer, 3/8"
11	G10312	8	Carriage Bolt, 5/16"-18 x 3/4"
	G10620	8	Serrated Flange Nut, 5/16"-18
12	G10325	1	Hex Head Cap Screw, 3/8"-16 x 2 3/4"
13	G10567	3	External Retaining Ring, 5/8"
14	GD11305	1	Plate
15	A10759	1	Hopper Panel Extension (Non-Stock Item) (Sub Wholegoods Order Code 700-01099)
16	GD11424	4	Block
17	G10023	2	Hex Head Cap Screw, 1/4"-20 x 3/4"
	G10621	2	Serrated Flange Nut, 1/4"-20
18	GD1060	1	Hinge
19	GA8371	1	Hopper
20	GA4444	1	Lid
21	GD11239	1	Knob
22	G10602	1	Spring Pin, 1/4" x 1 1/2"

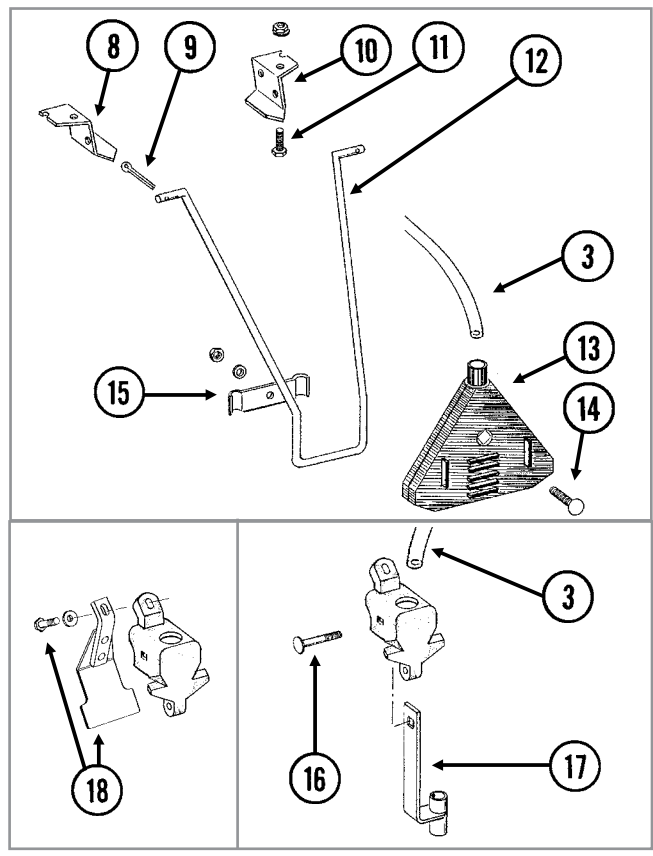
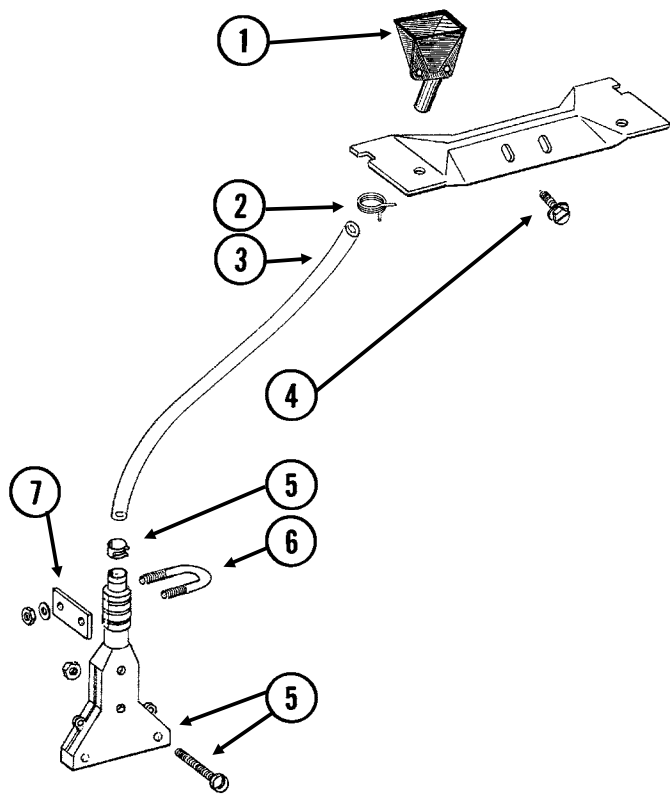
RUA051/RUB028(RU91a)



ITEM	PART NO.	QTY. (Per Row)	DESCRIPTION
1	G10567	3	External Retaining Ring, 5/8"
2	GD11239	1	Knob
3	G10602	1	Spring Pin, 1/4" x 1 1/2"
4	---	-	See "Granular Chemical Hopper and Hopper Panel Extension" on page P27
5	GA8364	1	Sprocket And Bearing, Drive Clutch, 24 Tooth
6	GD11413	1	Spring
7	GD11240	1	Shaft
8	GB0278	1	Coupler
9	G10546	2	Spring Pin, 3/16" x 1 1/4"
10	GD11297	1	Shaft
11	G11793	4	Hex Socket Head Cap Screw, No. 10-24 x 7/8"
12	GD7148	1	Feed Roller, Hex Bore
13	GB0115	2	Bearing
14	GD7258	2	Hex Bushing
15	G3303-114	1	Chain, No. 41, 114 Pitch Including Connector Link (Mechanical)
	G3303-108	1	Chain, No. 41, 108 Pitch Including Connector Link (Vacuum)
	GR0196	1	Connector Link, No. 41
16	G10660	1	Wave Washer, 1/2"
17	G11385	1	Flat Washer, 1/4" SAE
18	G10570	1	Slotted Hex Self-Tapping Screw, 1/4"-20 x 3/4"
19	G11073	2	Slotted Hex Self-Tapping Screw, No. 10 x 3/8"
20	GD1061	1	Support Strap
21	GD1063	1	Metering Gate
22	GB0116	1	Granular Housing
A	GA8326	-	Granular Chemical Meter Complete (Items 1, 9, 10, 12-14 And 16-22)
B	GA8366	-	Granular Chemical Meter Clutch (Items 1-3 and 5-9)

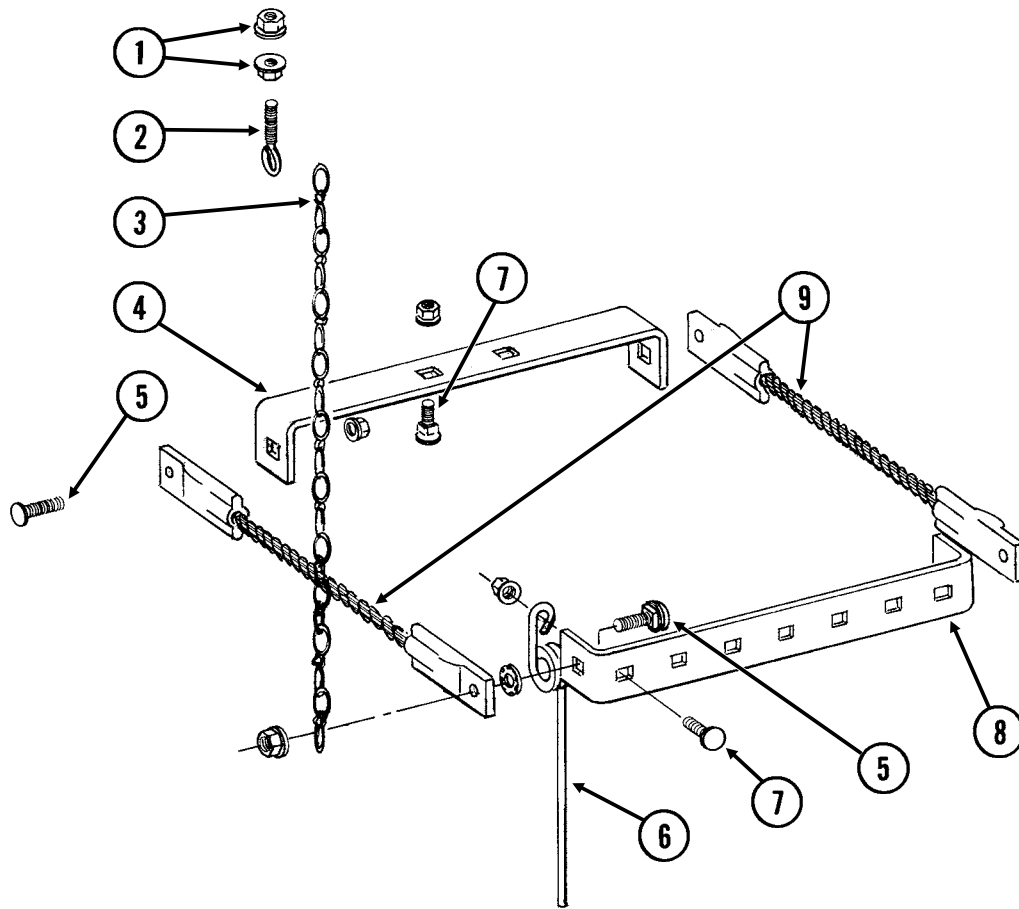
This page left blank intentionally.

RUA061/RUA073(RU101mm/RU83m)



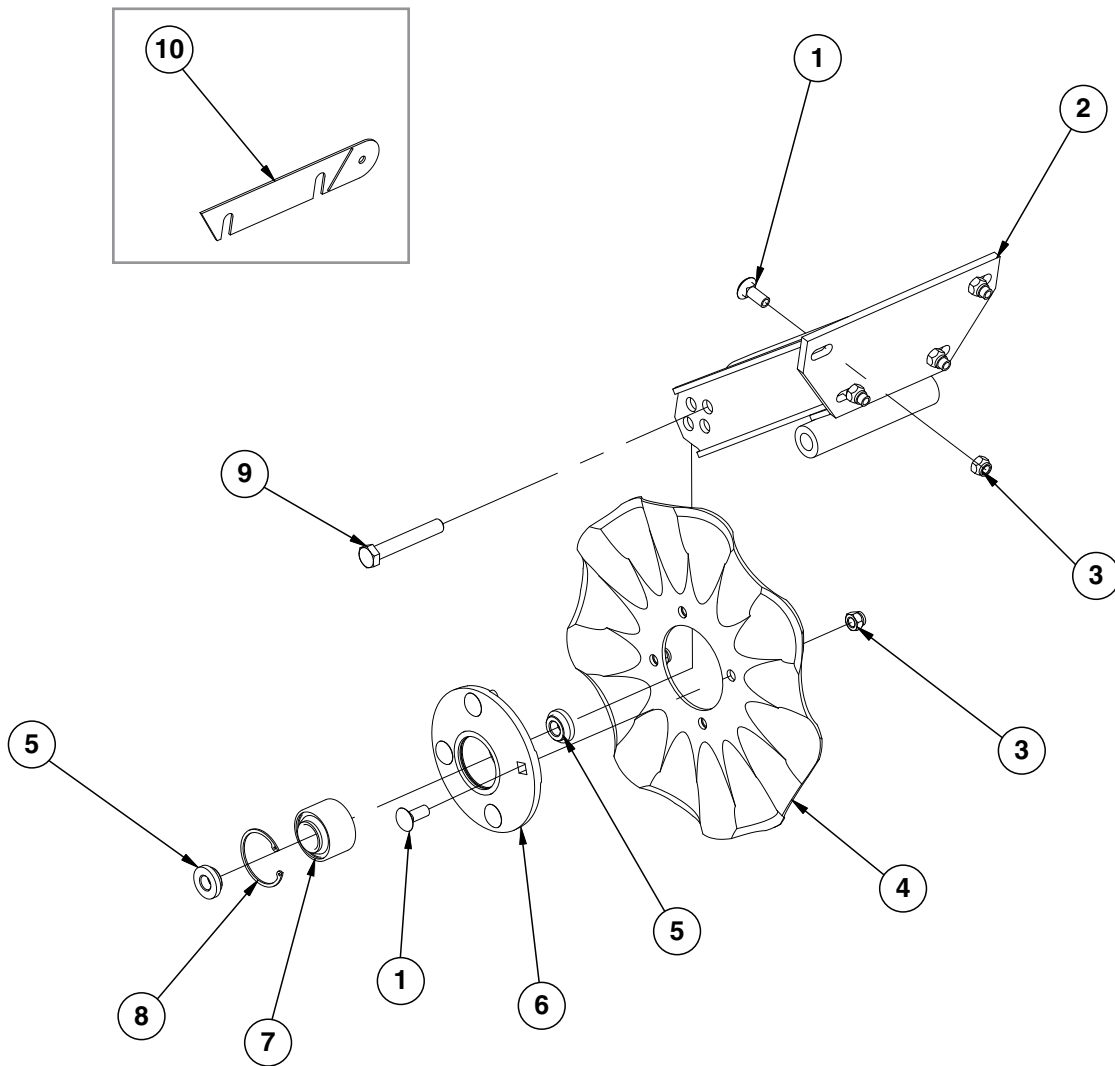
ITEM	PART NO.	QTY.	DESCRIPTION
1	GD2423	1	Funnel
2	G11209	1	Wire Hose Clamp, ¾"
3	GD2947	1	Hose, 7/16" x 28"
4	G10523	2	Slotted Pan Head Self-Tapping Screw, No. 10 x ½"
5	GA6907	1	Slope-Compensating Bander W/Hardware (4½" Band Width)
	G10864	1	Uni-Clamp
	G10757	2	Pan Head Screw, No. 10-32 x 1¼"
	G10758	2	Hex Nut, No. 10-32
6	GD10963	1	U-Bolt, 1½" x 1⅝" x ¼"-20
	G11385	2	Flat Washer, ¼" SAE
	G10110	2	Lock Nut, ¼"-20, Grade B
7	GD10984	1	Spacer
8	GD1115L	-	Hanger Bracket, L.H.
9	G10452	-	Cotter Pin, ⅛" x ½"
10	GD1115R	-	Hanger Bracket, R.H.
11	G10310	-	Carriage Bolt, ¼"-20 x ¾", Grade 2
	G10227	-	Lock Washer, ¼"
	G10103	-	Hex Nut, ¼"-20
12	GD1116	-	Hanger
13	GA2075	-	Diffuser, 14" Band
14	G10306	-	Carriage Bolt, ⅜"-16 x 2"
	G10229	-	Lock Washer, ⅜"
	G10101	-	Hex Nut, ⅜"-16
15	GD1118	-	Clamp
16	G10315	1	Carriage Bolt, ½"-13 x 2½" (Replaces Existing ½" x 2¼" Hardware)
17	GA6741	1	Bracket (Straight Drop In-Furrow)
18	G1K385	-	Bander Shield Kit W/Hardware And Instruction
	G10003	1	Hex Head Cap Screw, ⅜"-16 x 1½"
	G11387	1	Flat Washer, ⅜" SAE

RUA055(RU95)



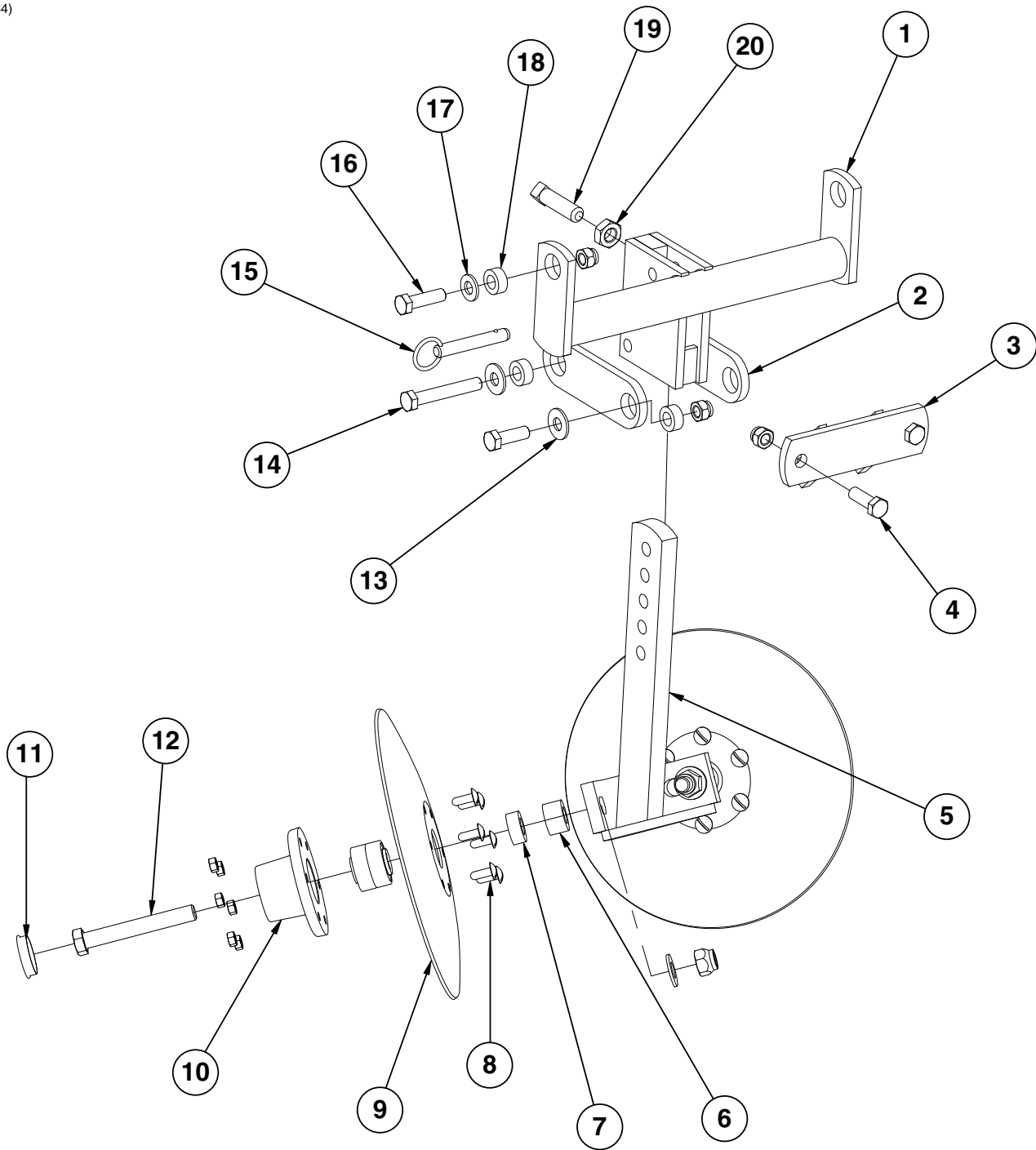
ITEM	PART NO.	QTY. (Per Row)	DESCRIPTION
1	G10621	4	Serrated Flange Nut, 1/4"-20
2	GD2460	2	Eyebolt, 1/4"-20
3	G3305-01	2	Twin Loop Chain, 9 Links
4	GD1143	1	Front Bracket
5	G10305	4	Carriage Bolt, 3/8"-16 x 1"
	G10529	4	External Tooth Lock Washer, 3/8"
	G10622	4	Serrated Flange Nut, 3/8"-16
6	GD1145	7	Spring Tooth
7	G10305	9	Carriage Bolt, 3/8"-16 x 1"
	G10622	9	Serrated Flange Nut, 3/8"-16
8	GD1144	1	Rear Bracket
9	GA2094	2	Cable Assembly

(IP1279)



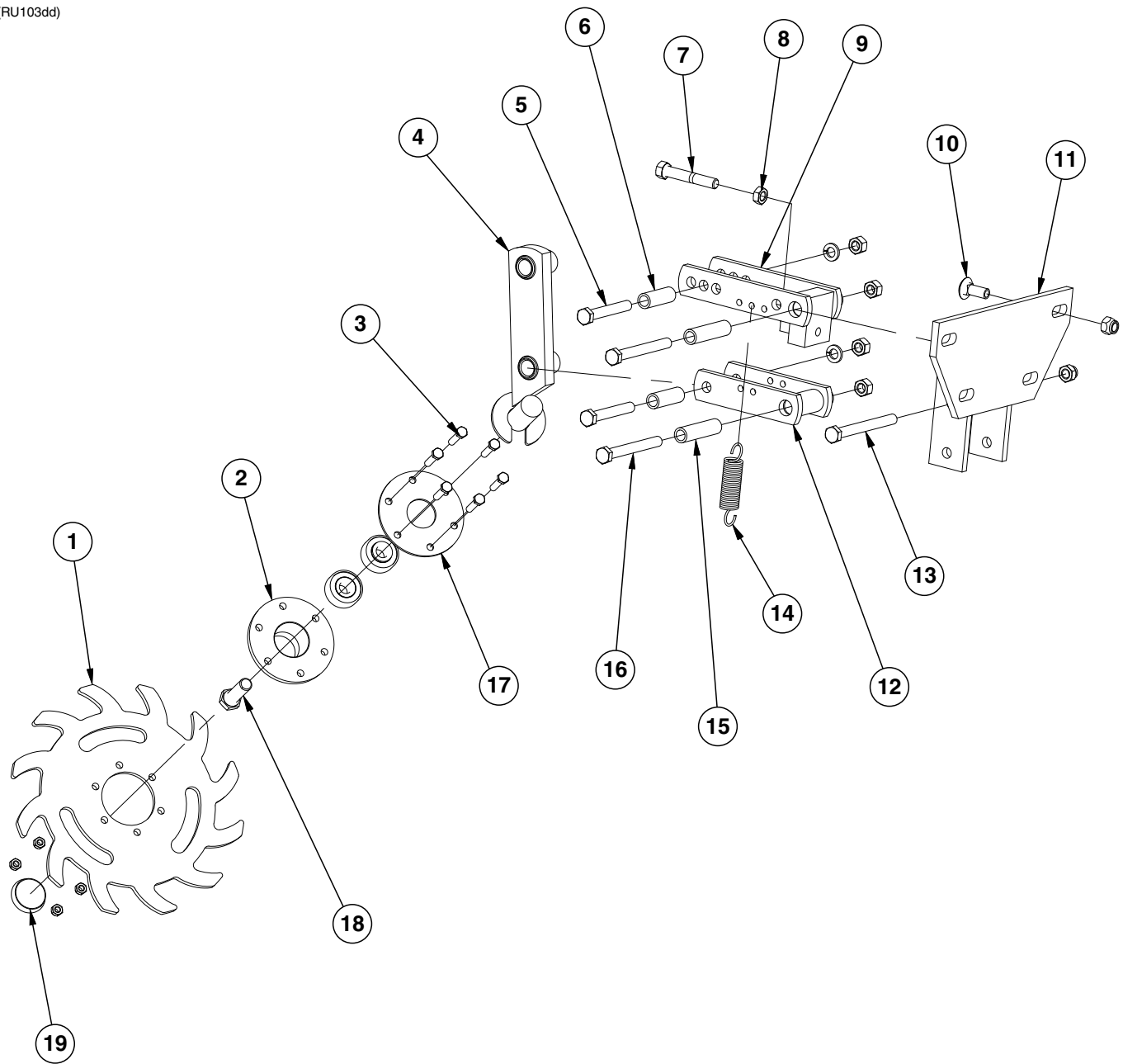
ITEM	PART NO.	QTY. (Per Row)	DESCRIPTION
1	G10574	8	Carriage Bolt, 1/2"-13 x 1 1/4"
2	GA11520	1	Arm
3	G10111	8	Lock Nut, 1/2"-13
4	GD7803	1	Disc Blade, Fluted, 1", 8 Flutes (Shown)
	GD7804	-	Disc Blade, Bubbled, 1"
	GD9254	-	Disc Blade, Fluted, 3/4", 13 Flutes
5	GD11677	2	Adapter
6	GA8641	1	Hub W/Bearing And Retaining Ring (Includes items 7 and 8)
7	GA8603	1	Bearing, Double Row
8	GD19292	1	Retaining Ring (Square), 27/16"
9	G10036	1	Hex Head Cap Screw, 5/8"-11 x 4"
	G10107	1	Lock Nut, 5/8"-11
10	GD14398	1	Spacer

(IP1284)



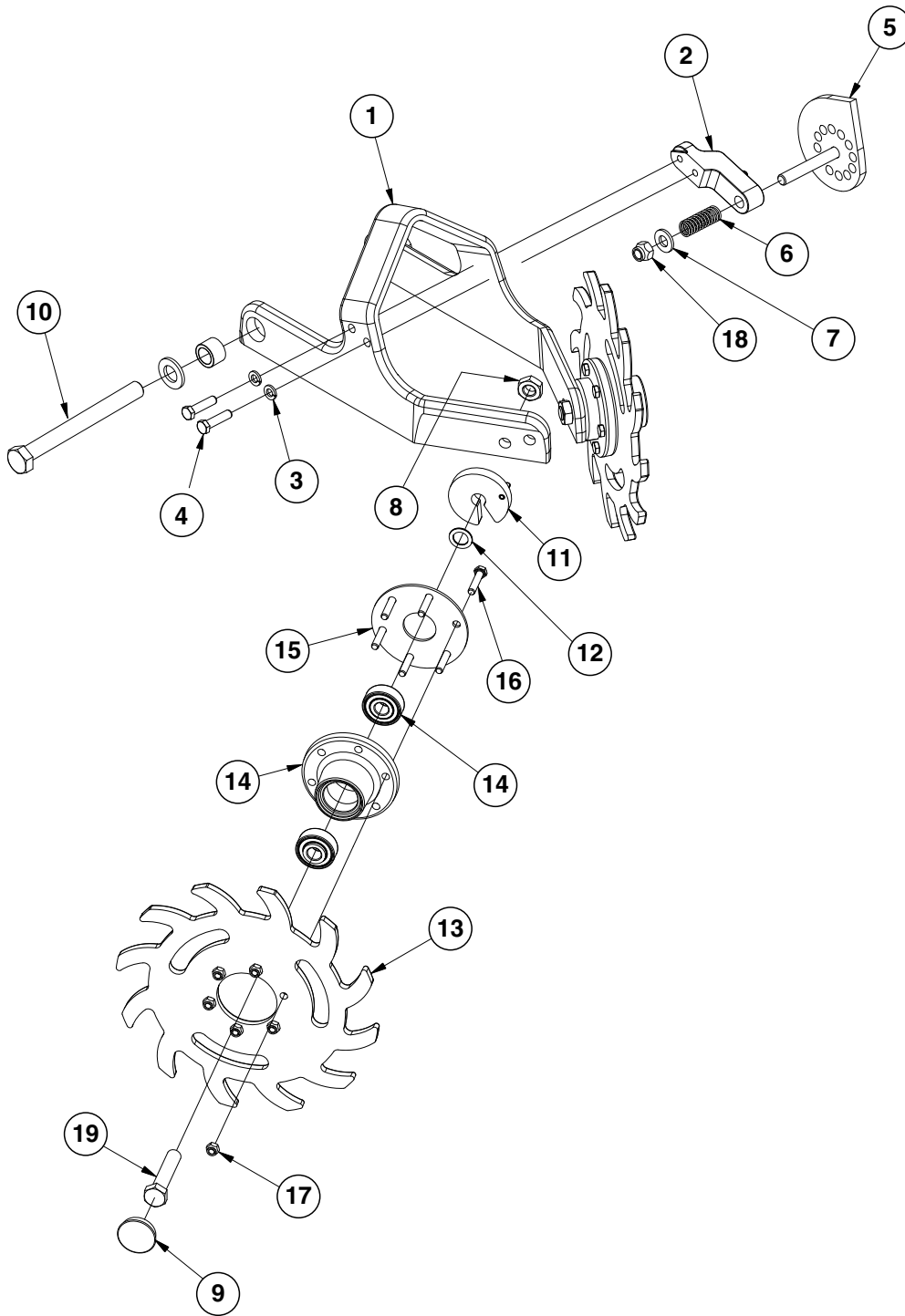
ITEM	PART NO.	QTY. (Per Row)	DESCRIPTION
1	GA5719	1	Mounting Bracket
2	GD7890	2	Link
3	GA5715	1	Anchor
4	G10017	2	Hex Head Cap Screw, 1/2"-13 x 1 1/2"
	G10111	2	Lock Nut, 1/2"-13
5	GA5718	1	Support Arm
6	GD7817-01	2	Spacer, 1 1/16" I.D. x 3/4" Long
7	GD7817-04	2	Spacer, 1 1/16" I.D. x 1/2" Long
8	G10572	12	Truss Head Slotted Machine Screw, 5/16"-18 x 7/8"
	G10106	12	Hex Nut, 5/16"-18
9	GD7823	-	Disc Blade, Solid, 12" (Shown)
	GD8307	-	Disc Blade, Notched, 12"
10	GA5654	2	Hub W/Bearings
	GA2014	-	Bearing
11	GD1132	2	Dust Cap
12	G10318	2	Hex Head Cap Screw, 5/8"-11 x 4 1/2"
	G10107	2	Lock Nut, 5/8"-11
	G11391	2	Flat Washer, 5/8" SAE
13	G11389	2	Flat Washer, 1/2" SAE
	G10017	2	Hex Head Cap Screw, 1/2"-13 x 1 1/2"
	G10111	2	Lock Nut, 1/2"-13
14	G10585	1	Hex Head Cap Screw, 1/2"-13 x 3 1/4"
	G11389	2	Flat Washer, 1/2" SAE
	G10111	1	Lock Nut, 1/2"-13
15	G10536	1	Detent Pin, 1/2" x 2 1/2" Grip
16	G10039	2	Hex Head Cap Screw, 1/2"-13 x 1 3/4"
	G10111	2	Lock Nut, 1/2"-13
17	G11389	2	Flat Washer, 1/2" SAE
18	GD7889	6	Bushing, 1" O.D. x 9/16" I.D. x 7/16" Long
19	G10597	1	Square Head Set Screw, 5/8"-11 x 2 1/4"
20	G10503	1	Hex Jam Nut, 5/8"-11, Grade 2

(RU103dd)



ITEM	PART NO.	QTY. (Per Row)	DESCRIPTION
1	GB0387	1	Wheel, 12 Tine, 3/8" x 12"
2	GA5654	1	Hub W/Bearings
	GA2014	-	Bearing
3	G10133	6	Hex Head Cap Screw, 5/16"-18 x 1 1/2"
	G10109	6	Lock Nut, 5/16"-18, Grade 8
4	GA6838	1	Wheel Mount
5	G10033	2	Hex Head Cap Screw, 1/2"-13 x 3 1/2"
	G10228	2	Lock Washer, 1/2"
	G10102	2	Hex Nut, 1/2"-13
6	GD9720	2	Spacer, 1/2" x 2 3/16" Long
7	G10371	1	Hex Head Cap Screw, 1/2"-13 x 3", Full Thread
8	G10501	1	Hex Jam Nut, 1/2"-13, Grade 2
9	GA6833	1	Upper Link
10	G10574	4	Carriage Bolt, 1/2"-13 x 1 1/4"
	G10111	4	Lock Nut, 1/2"-13
11	GA6832	1	Mount
12	GA6834	1	Lower Link
13	G10348	1	Hex Head Cap Screw, 1/2"-13 x 5" (Lockup Bolt)
	G10111	1	Lock Nut, 1/2"-13
14	GD5857	2	Spring
15	GD9715	2	Spacer, 1/2" x 3" Long
16	G10045	2	Hex Head Cap Screw, 1/2"-13 x 4 1/2"
	G10228	2	Lock Washer, 1/2"
	G10102	2	Hex Nut, 1/2"-13
17	GD9724	1	Backing Plate
18	G10006	1	Hex Head Cap Screw, 5/8"-11 x 2 1/4"
19	GD1132	1	Dust Cap
A	GA12236	-	Wheel Assembly, 12 Tine, R.H. (Items 1-3 and 18)

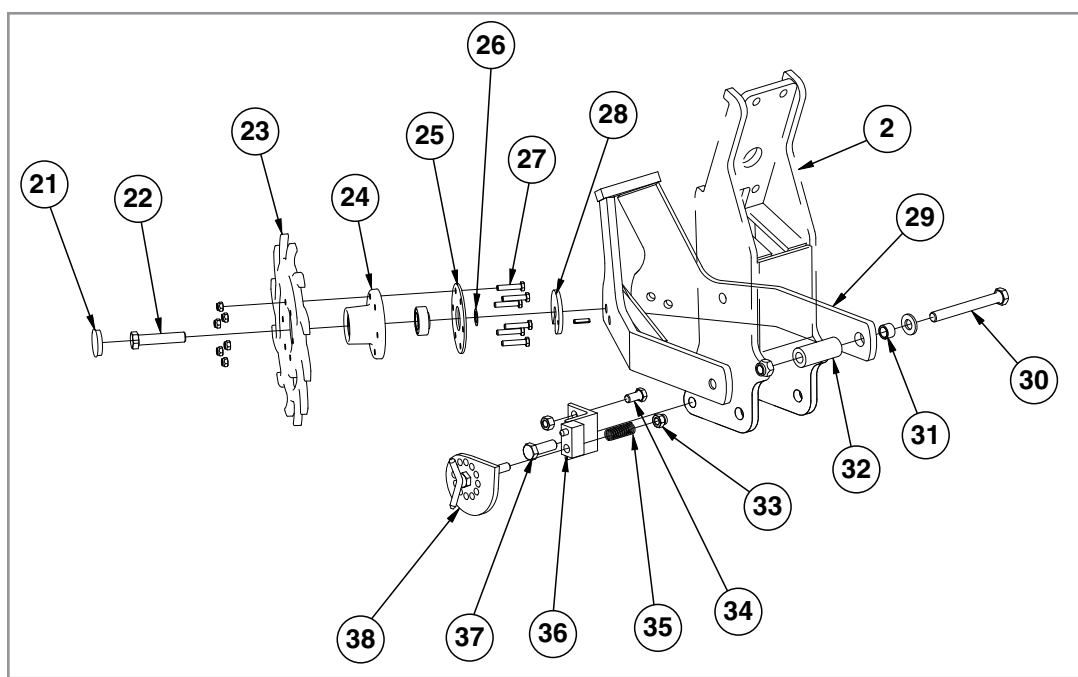
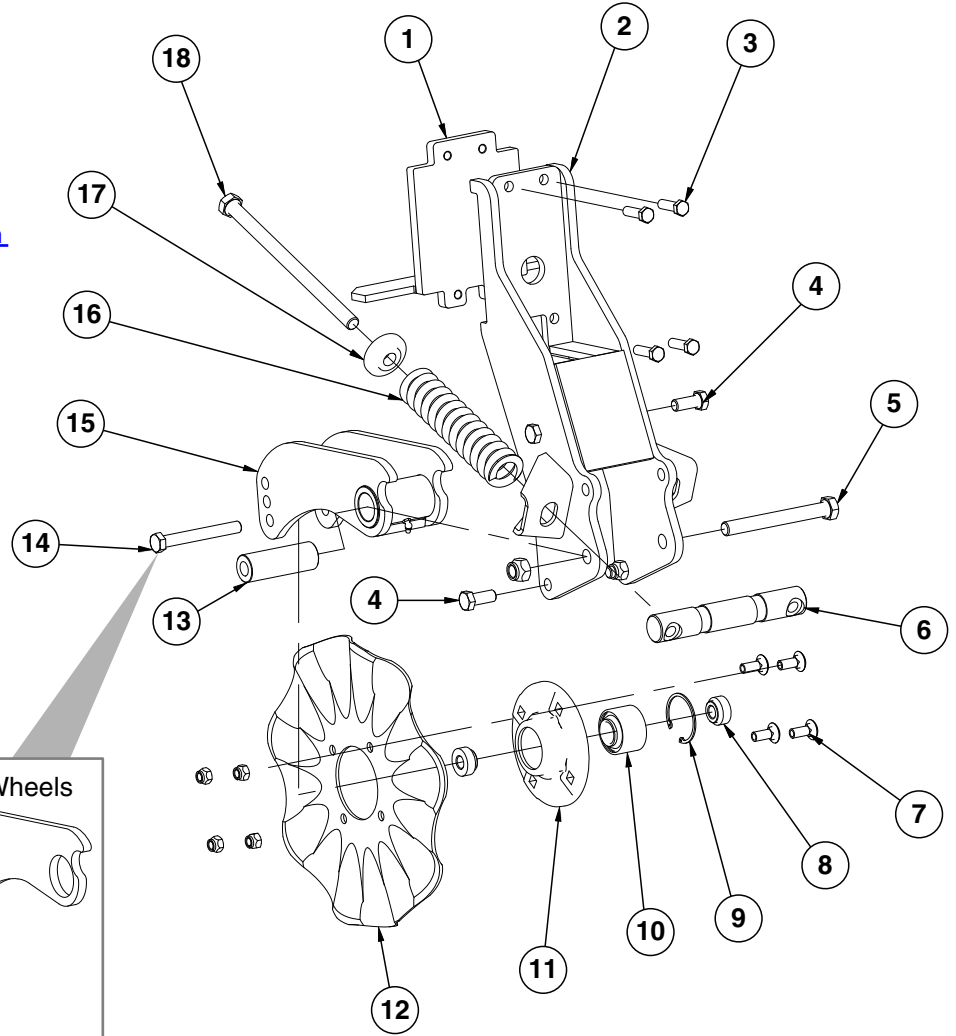
(IP1468)



ITEM	PART NO.	QTY. (Per Row)	DESCRIPTION
1	GB0464	1	Residue Wheel Mount
2	GD26973	1	Cam Locking Pin
3	G10229	2	Lock Washer, 3/8"
4	G10004	2	Hex Head Cap Screw, 3/8"-16 x 1 1/4"
5	GA14251	1	Cam
6	GD10519	1	Spring
7	G11389	1	Flat Washer, 1/2" Plated SAE
8	G10503	2	Hex Jam Nut, 5/8"-11, Grade 2
9	GD1132	2	Dust Cap
10	G11236	1	Hex Head Cap Screw, 3/4"-10 x 10 1/2"
	G11392	2	Flat Washer, 3/4" SAE
	GB0383	2	Bushing, 1 1/8" O.D. x 25/32" I.D. x 3/4" Long
	G11228	1	Lock Nut, 3/4"-10
11	GA8760	2	Weed Guard W/Spring Pin
	G10765	-	Spring Pin, 1/4" x 1"
12	GD30725	4	Machine Bushing, 5/8" (.030" Thick)
13	GB0387	2	Wheel, 12 Tine, 3/8" x 12"
14	GA5654	2	Hub W/Bearings
	GA2014	-	Bearing
15	GD9724	2	Backing Plate
16	G10133	12	Hex Head Cap Screw, 5/16"-18 x 1 1/2"
17	G10109	12	Lock Nut, 5/16"-18, Grade 8
18	G10974	1	Lock Nut W/Nylon Insert, 1/2"-13
19	G10010	2	Hex Head Cap Screw, 5/8"-11 x 3"
A	GA12235	-	L.H. Residue Wheel (Items 13-17)
B	GA12236	-	R.H. Residue Wheel (Items 13-17)

(IP1292/IP1294)

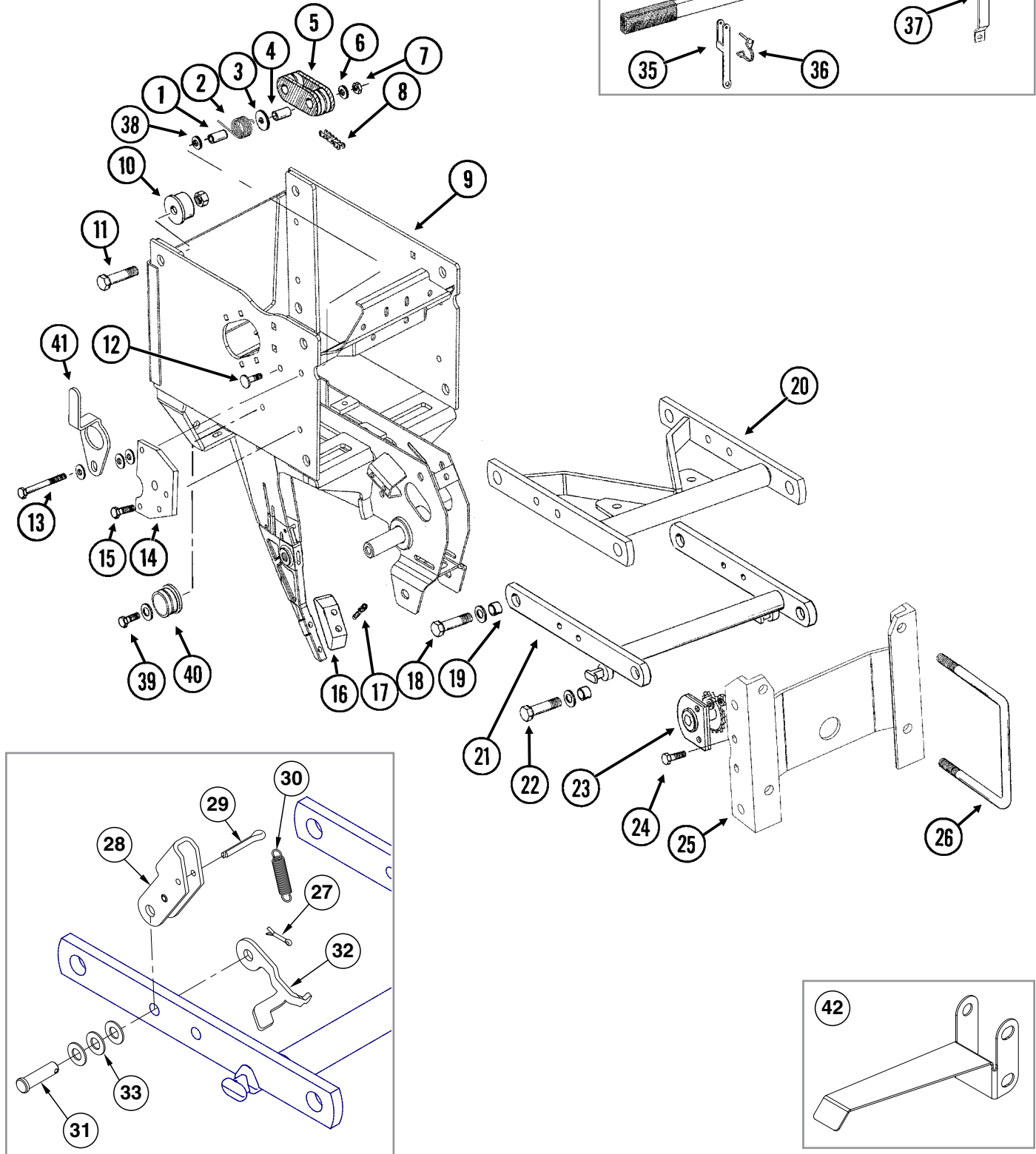
NOTE: Four center row units require special mount and extension brackets when using Frame Mounted Coultter W/Residue Wheels. See [See "Parallel Arms, Mounting Support Plate, and Quick Adjustable Down Force Springs Option" on page P5.](#)



ITEM	PART NO.	QTY. (Per Row)	DESCRIPTION
1	GA9844	1	Plate W/Angle
2	GA9131	1	Coulter Frame
3	G10039	4	Hex Head Cap Screw, 1/2"-13 x 1 3/4"
4	G10007	4	Hex Head Cap Screw, 5/8"-11 x 1 1/2"
	G10107	4	Lock Nut, 5/8"-11
5	G10400	1	Hex Head Cap Screw, 3/4"-10 x 6 1/2"
	G10112	1	Lock Nut, 3/4"-10
6	GD12826	1	Spring Anchor Bar
7	G10574	4	Carriage Bolt, 1/2"-13 x 1 1/4"
	G10111	4	Lock Nut, 1/2"-13
8	GD12827	2	Adapter
9	GD19292	1	Retaining Ring, 27/16"
10	GA8603	1	Bearing, Double Row
11	GB0291	1	Coulter Hub
12	GD7803	1	Disc Blade, Fluted, 1", 8 Flutes (Shown)
	GD7804	-	Disc Blade, Bubbled, 1"
	GD9254	-	Disc Blade, Fluted, 3/4", 13 Flutes
13	GD12829	1	Sleeve
14	G10046	1	Hex Head Cap Screw, 5/8"-11 x 5"
	G10107	1	Lock Nut, 5/8"-11
15	GA9845	1	Coulter Arm W/Grease Fitting
	G10643	-	Grease Fitting, 45°, 1/4"-28
16	GD12817	2	Compression Spring
17	GB0213	2	Spring Seat
18	G11010	2	Hex Head Cap Screw, 3/4"-10 x 12"
19	G10011	1	Hex Head Cap Screw, 5/8"-11 x 5 1/2"
20	GB0218	1	Bushing, 2 1/32" I.D. x 7/8" O.D. x 1 9/32" Long
21	GD1132	2	Dust Cap
22	G10010	2	Hex Head Cap Screw, 5/8"-11 x 3"
	G10503	2	Hex Jam Nut, 5/8"-11, Grade 2
23	GB0387	2	Wheel, 12 Tine, 3/8" x 12"
24	GA5654	2	Hub W/Bearings
	GA2014	2	Bearing
25	GD9724	2	Backing Plate
26	G10213	2	Machine Bushing, 5/8" (.030" Thick)
27	G10133	12	Hex Head Cap Screw, 5/16"-18 x 1 1/2"
	G10109	12	Lock Nut, 5/16"-18, Grade 8
28	GA9862	2	Weed Guard W/Spring Pin
	G10765	1	Spring Pin, 1/4" x 1"
29	GA9865	1	Mount
30	G10011	2	Hex Head Cap Screw, 5/8"-11 x 5 1/2"
	G11391	2	Flat Washer, 5/8" SAE
	G10730	2	Lock Nut W/Nylon Insert, 5/8"-11
31	GB0218	2	Bushing, 2 1/32" I.D. x 7/8" O.D. x 1 9/32" Long
32	GD14170	2	Sleeve, 3"
34	G10014	1	Hex Head Cap Screw, 1/2"-13 x 1"
	G10102	1	Hex Nut, 1/2"-13
33	G10974	1	Lock Nut W/Nylon Insert, 1/2"-13
35	GD10519	1	Spring
36	GA15312	1	Support
37	G10005	1	Hex Head Cap Screw, 5/8"-11 x 1 3/4"
	G10107	1	Lock Nut, 5/8"-11
38	GA9861	1	Cam
A	GA12236	-	Wheel Assembly, 12 Tine, R.H. (Items 23-25 and 27) (Shown)
	GA12235	-	Wheel Assembly, 12 Tine, L.H. (Items 23-25 and 27)
B	GA8641	1	Hub W/Bearing And Retaining Ring (Items 9-11)

(RU156a/RU150b/A11969/A11971)

NOTE: Push row units use the same seed tube, row unit depth adjustment components, quick adjustable down force springs, 15" opener disc blades, gauge wheels, closing wheels, meter drive and seed hopper as the pull row unit. See those pages for common parts.



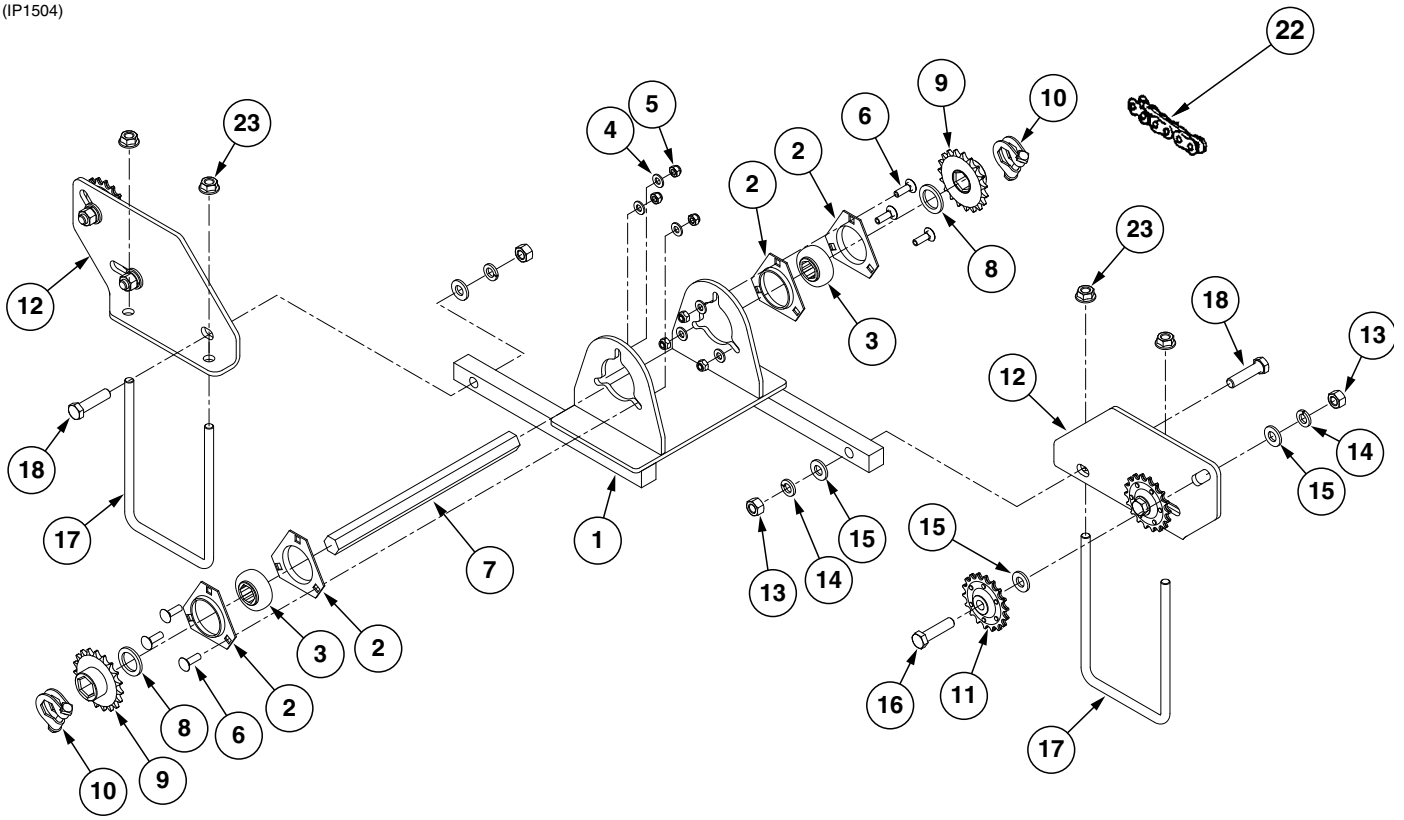
ITEM	PART NO.	QTY. (Per Row)	DESCRIPTION
1	GD1026	1	Sleeve, 1 $\frac{3}{16}$ " Long
2	GD11218	1	Spring
3	G10201	1	Special Washer, $\frac{3}{8}$ " x 1 $\frac{1}{2}$ " O.D.
4	GD8893-01	1	Sleeve, 1 $\frac{3}{8}$ " Long
5	GB0968	1	Idler
6	G11387	1	Flat Washer, $\frac{3}{8}$ " SAE
7	G10108	1	Lock Nut, $\frac{3}{8}$ "-16
8	G3303-96	1	Chain, No. 41, 96 Pitch Including Connector Link
	GR0196	1	Connector Link, No. 41
	GR0202	-	Offset Link, No. 80
9	GA10161	-	Push Row Unit Shank
10	GB0314	2	Hopper Mount
11	G10751	2	Hex Head Cap Screw, $\frac{5}{8}$ "-18 x 1 $\frac{3}{4}$ "
	G11514	2	Lock Nut, $\frac{5}{8}$ "-18
12	G10599	1	Carriage Bolt, $\frac{3}{8}$ "-16 x 1 $\frac{1}{4}$ "
	G10101	1	Hex Nut, $\frac{3}{8}$ "-16
	G10108	1	Lock Nut, $\frac{3}{8}$ "-16
13	G10753	1	Hex Head Cap Screw, $\frac{3}{8}$ "-16 x 4 $\frac{1}{2}$ "
	G11387	3	Flat Washer, $\frac{3}{8}$ " SAE
14	GD24545	2	Stop
15	G10004	3	Hex Head Cap Screw, $\frac{3}{8}$ "-16 x 1 $\frac{1}{4}$ "
	G10108	3	Lock Nut, $\frac{3}{8}$ "-16
16	GB0301	1	Seed Tube Guard/Inner Scraper
17	G10912	2	Hex Socket Head Cap Screw, $\frac{5}{16}$ "-18 x 1", Grade 8
18	G10751	4	Hex Head Cap Screw, $\frac{5}{8}$ "-18 x 1 $\frac{3}{4}$ "
	G11391	4	Flat Washer, $\frac{5}{8}$ " SAE
	G11514	4	Lock Nut, $\frac{5}{8}$ "-18
19	GB0218	8	Bushing, $2\frac{1}{32}$ " I.D. x $\frac{7}{8}$ " O.D. x $1\frac{19}{32}$ " Long
20	GA11969	1	Upper Arm
21	GA5787	1	Lower Arm
22	G10732	4	Hex Head Cap Screw, $\frac{5}{8}$ "-18 x 2"
	G11391	4	Flat Washer, $\frac{5}{8}$ " SAE
	G11514	4	Lock Nut, $\frac{5}{8}$ "-18
23	GA1720	1	Bearing/Sprocket, $\frac{7}{8}$ " Hex Bore
24	G10004	2	Hex Head Cap Screw, $\frac{3}{8}$ "-16 x 1 $\frac{1}{4}$ "
	G11091	2	Serrated Flange Nut, $\frac{3}{8}$ "-16
25	GA11971	1	Mounting Plate
26	GD11113	-	U-Bolt, 5" x 7" x $\frac{5}{8}$ "-11
	G10230	4	Lock Washer, $\frac{5}{8}$ "
	G10104	4	Hex Nut, $\frac{5}{8}$ "-11
27	G10451	2	Cotter Pin, $\frac{1}{8}$ " x 1"
28	GD11264	2	Lockup
	G10718	2	Spring Pin, $\frac{5}{16}$ " x 1 $\frac{1}{8}$ "
29	G10463	2	Cotter Pin, $\frac{1}{4}$ " x 1 $\frac{1}{2}$ "
30	GD25569	2	Spring
31	G10284	2	Clevis Pin, $\frac{1}{2}$ " x 1 $\frac{1}{2}$ "
32	GD25568	1	Spring Mount Tab, L.H.
	GD29459	1	Spring Mount Tab, R.H.
33	G10216	2	Washer, $\frac{1}{2}$ " USS
34	GA12117	1	Lift Lever W/Boot
	GD11649	-	Boot

Continued on the next page.

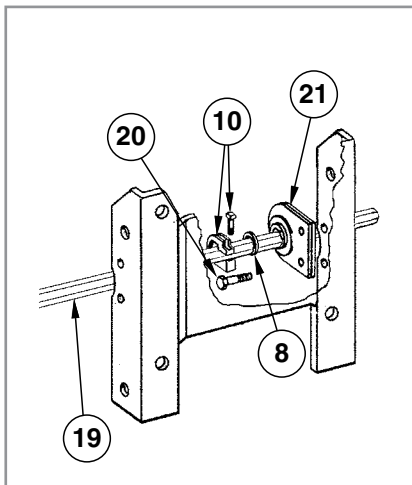
ITEM	PART NO.	QTY. (Per Row)	DESCRIPTION
35	GD18073	1	Bracket
36	GD9695	1	Wire Lock Pin, 1/4" x 1 3/4"
37	GD18075	1	Mount
38	G11387	1	Flat Washer, 3/8" SAE
39	G10001	1	Hex Head Cap Screw, 3/8"-16 x 1"
	G11387	-	Flat Washer, 3/8" SAE
	G10108	1	Lock Nut, 3/8"-16
40	GD17052	1	Vacuum Plug
41	GD17014	1	Hose Guide
42	GD29806	-	Seed Tube Bracket
A	G1K534	-	Push Unit Lock-Up Kit, Items 27-33 (includes GD11648 - Push Unit Stop)
B	G1K535	-	Push Unit Spring Lock-Up Kit, Items 27-33

This page left blank intentionally.

(IP1504)

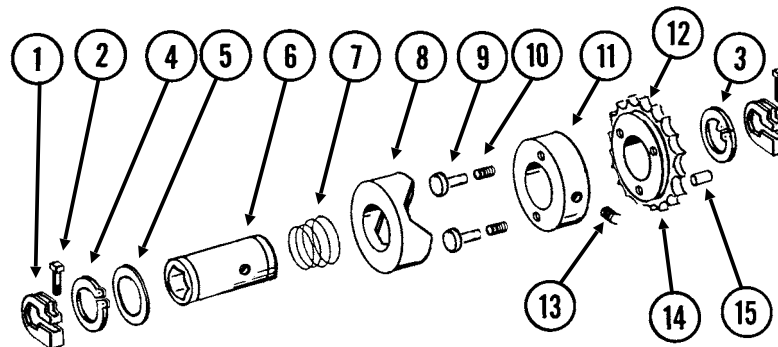


[See "Clutch Sprocket Assembly" on page P49](#)



ITEM	PART NO.	QTY.	DESCRIPTION
1	GA18397	1	L.H. Crossover
	GA18398	-	R.H. Crossover
2	G3400-01	4	Flangette
3	G2100-03	2	Bearing, 7/8" Hex Bore, Spherical
4	G11386	6	Flat Washer, 5/16" SAE
5	G10109	6	Lock Nut, 5/16"-18
6	G10303	6	Carriage Bolt, 5/16"-18 x 1"
7	GD0914-12.50	1	Hex Shaft, 7/8" x 12 1/2"
8	G10233	2	Machine Bushing, 1 1/2" x 1/32", 10 Gauge (.1345")
9	GA5107	2	Sprocket, 19 Tooth
10	GA11331	2	Hex Lock Clamp Assembly
11	GA7154	2	Sprocket W/Bearing, 18 Tooth
12	GD18094	1	Plate
13	G10102	2	Hex Nut, 1/2"-13
14	G10228	2	Lock Washer, 1/2"
15	G11389	6	Flat Washer, 1/2" Plated SAE
16	G10016	2	Hex Head Cap Screw, 1/2"-13 x 2"
17	GD8306	2	U-Bolt, 7" x 5" x 1/2"-13
18	G10016	2	Hex Head Cap Screw, 1/2"-13 x 2"
19	GD0914-155	-	Hex Shaft, 7/8" x 155" (No Holes), 6 Row 30"
	GD0914-215	-	Hex Shaft, 7/8" x 215" (No Holes), 8 Row 30"
20	G10001	-	Hex Head Cap Screw, 3/8"-16 x 1"
	G11091	-	Serrated Flange Nut, 3/8"-16
21	GA2180	-	Hanger Bearing, 7/8" Hex Bore
22	G3310-122	2	Chain, No. 40, 122 Pitch Including Connector Link
	GR0912	-	Connector Link, No. 40
23	G10071	4	Serrated Flange Nut, 1/2"-13

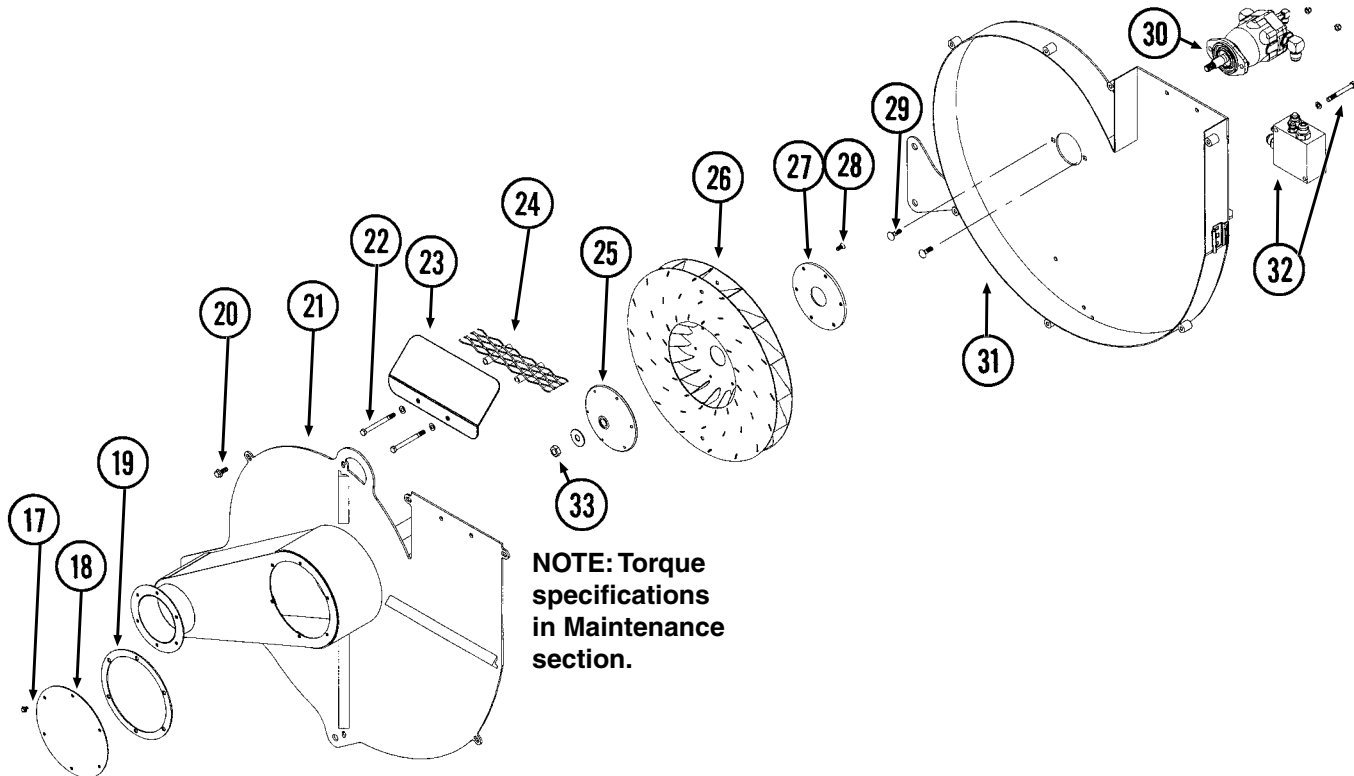
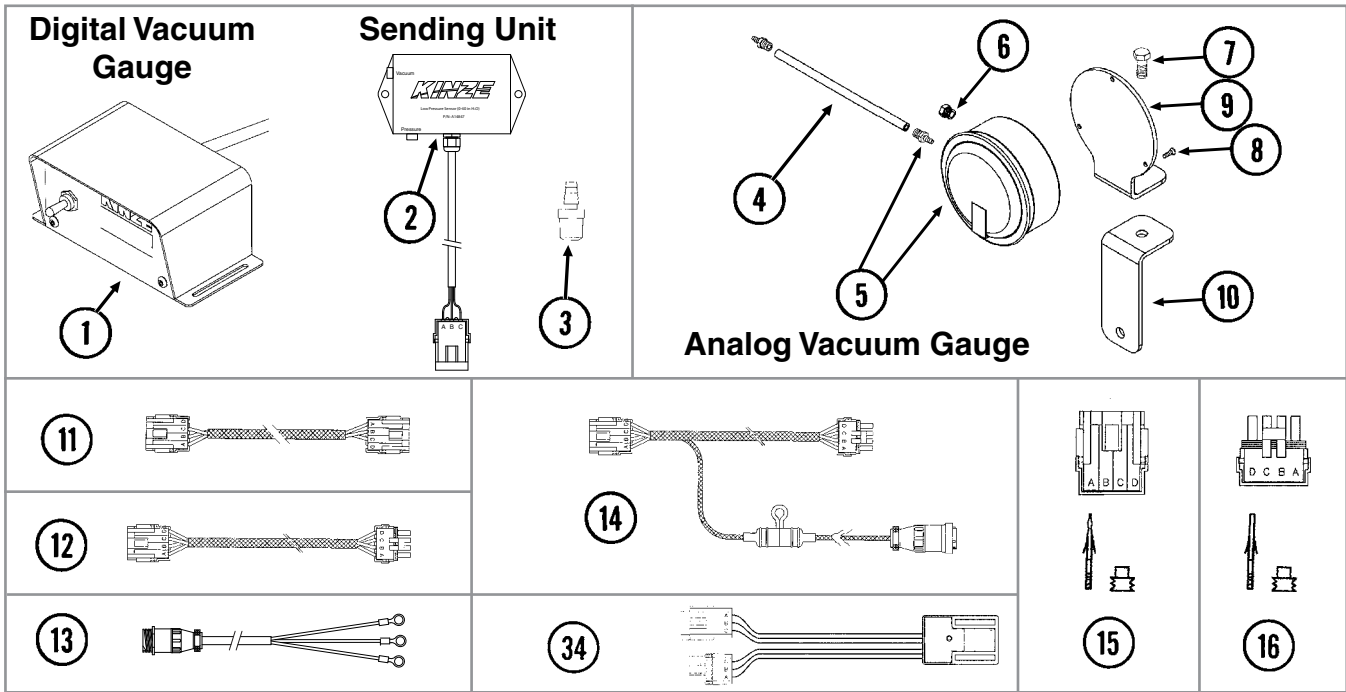
(TWL58g)



ITEM	PART NO.	QTY.	DESCRIPTION
1	GD11045	-	Lock Clamp
2	G10130 G10923	- -	Square Head Machine Bolt, 5/16"-18 x 1 3/4" Flange Nut, 5/16"-18, No Serration
3	GD8306 G10228 G10102	2 4 -	U-Bolt, 7" x 5" x 1/2"-13 Lock Washer, 1/2" Hex Nut, 1/2"-13
4	G10496	2	External Inverted Snap Ring, 1 1/2"
5	GR1411	1	Shim
6	GR1407	1	Drive Shaft
7	GR1408	1	Compression Spring
8	GR1409	1	Knurled Collar
9	GR1410	1	Pin
10	GR1413	1	Spring
11	GR1405	1	Lock Collar
12	GR1406	1	Bushing
13	G10535	1	Hex Socket Set Screw, 3/8"-16 x 3/4"
14	GR1412	1	Sprocket, 19 Tooth
15	G10968	1	Spring Pin, 5/32" x 7/16"
A	GA8092	-	Clutch Sprocket Assembly, 19 Tooth (Items 4-15)
B	G1K269	-	Lock Clamp Kit (Items 1 And 2)
C	G1K331	-	Clutch Sprocket Kit (Items 12, 14 And 15)

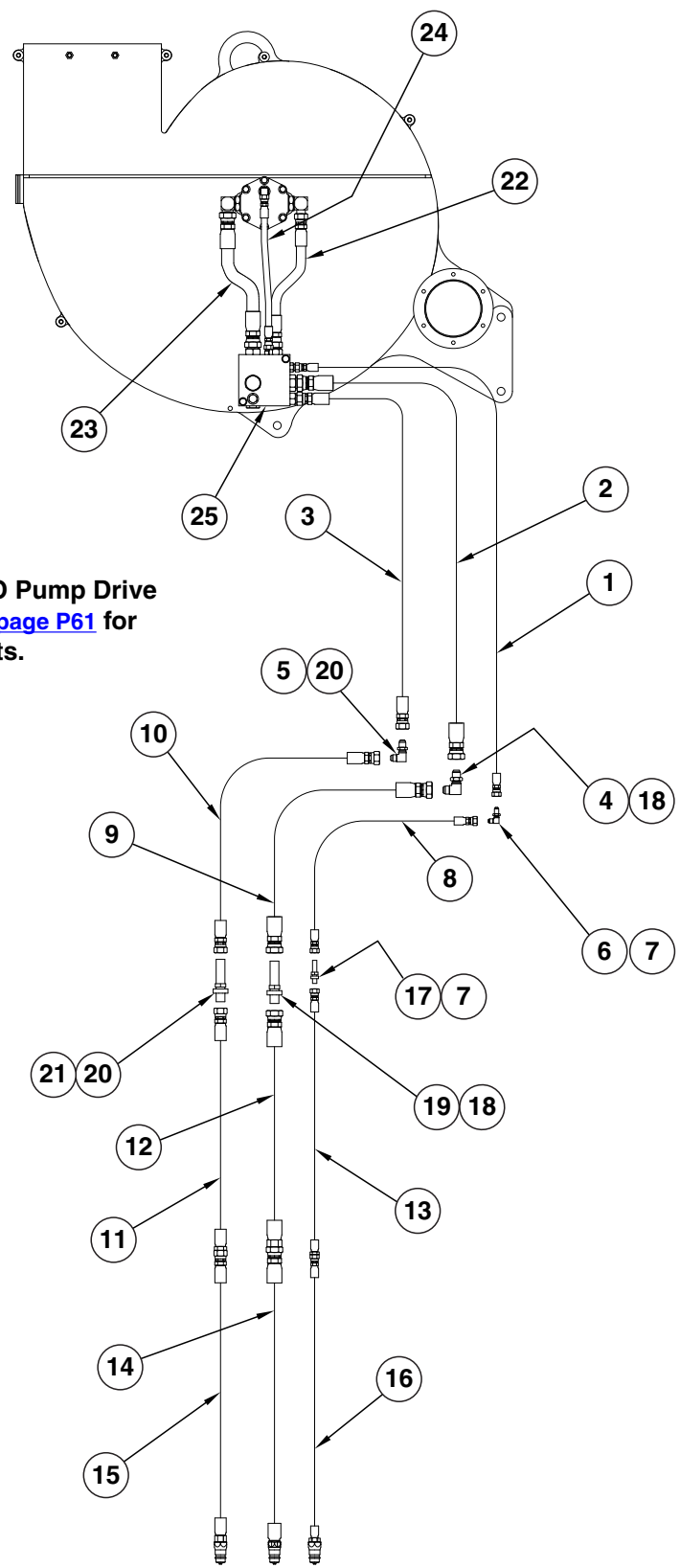
This page left blank intentionally.

(A11154/A11156/GR1736/A10765/A11158/A11699/A7856/A11155/A8329/METR68)



ITEM	PART NO.	QTY.	DESCRIPTION
1	GA11154	1	Digital Vacuum Gauge W/4-Pin Connector
2	GA14847	1	Low Pressure Sensor (0-40 IN H ₂ O)
	GD17151-03	-	Nylon Tubing, ¼" O.D. x 37'
	GA9964	-	Strain Relief
3	GR1736	1	Hose Barb, ⅛" Barb To ⅛" Male NPT
4	GD15849-02	1	Clear Plastic Tubing, ⅝" O.D. x ⅜" I.D. x 120"
5	GA21406	1	Pressure Gauge W/Hose Barb
	GR1777	-	Hose Barb, ⅛" Male NPT To ⅜" Barb
6	GA10799	1	Breather, ⅛" Male NPT
7	G10001	1	Hex Head Cap Screw, ⅜"-16 x 1"
	G10108	1	Lock Nut, ⅜"-16
8	G11215	3	Hex Socket Head Cap Screw, No. 6-32 x ⅜", Grade 8
9	GD15804	1	Mount
10	GD15803	1	Support
11	GA11158	1	Harness, 468"
12	GA11699	-	Extension Harness, 180"
13	GA17547	-	Power Adapter Cable
14	GA11155	1	Harness W/Fuse Holder And Fuse, 132"
	GD14258	-	Fuse Holder
	GD14660	-	Fuse, 2 Amp Delay Action
	G1K268	-	Console Cable Connector Kit, Includes: (1) 3-Pin Connector, (1) Cable Clamp, (1) Lock Ring, (3) Female Terminal Pins
15	GA8328	-	4-Pin Female Connector Kit, 4 Seals And 4 Pin Contacts
16	GA8329	-	4-Pin Connector W/Male Housing, 4 Seals And 4 Socket Contacts
17	G11166	6	Whiz Lock Bolt, ¼"-20 x ¾"
18	GD16233	1	Manifold
19	GD16241	1	Gasket
20	G11124	7	Whiz Lock Bolt, ⅜"-16 x 1"
21	GA11086	1	Cover
22	G10063	2	Hex Head Cap Screw, ⅜"-16 x 4"
	G11387	2	Flat Washer, ⅜" SAE
	G10108	2	Lock Nut, ⅜"-16
23	GD15863	1	Discharge Deflector
24	GA11987	2	Screen
25	GD15790	1	Hub
26	GA10635	1	Impeller
27	GD15789	1	Backing Plate
28	G11133	6	Hex Socket Head Cap Screw, ⅝"-18 x ¾", Grade 8
29	G10599	2	Carriage Bolt, ⅜"-16 x 1¼"
	G10229	2	Lock Washer, ⅜"
	G10101	2	Hex Nut, ⅜"-16
30	---	-	See "Vacuum Fan Hydraulic Motor Assembly" on page P55
31	GA11085	1	Shroud
32	---	-	See "Vacuum Fan Motor Valve Block Assembly (Located Below Vacuum Fan Motor Assembly)" on page P57
33	G11391	1	Flat Washer, ⅝" SAE
	G10499	1	Hex Jam Nut, ⅝"-18, Grade 2
34	GA12812	-	Hall Effect Adapter
A	GA11087	-	Vacuum Fan Assembly (Items 17-22 and 24-33 on this page and Items 2, 3 and 8 on page P53)

(IP1269)

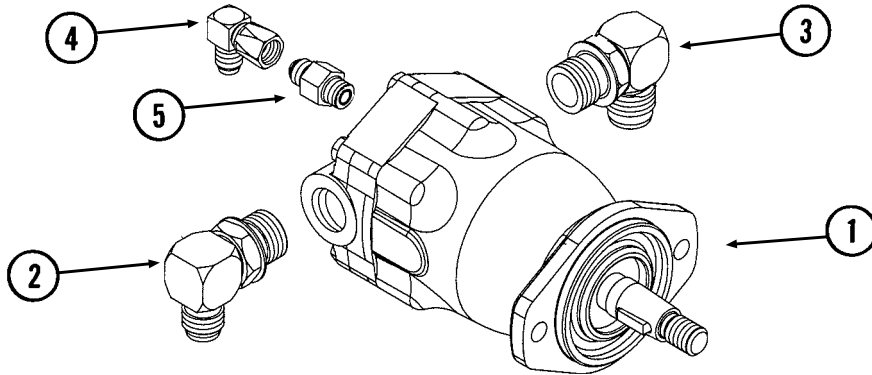


NOTE: If equipped with PTO Pump Drive And Oil Cooler Option see [page P61](#) for those hydraulic components.

ITEM	PART NO.	QTY.	DESCRIPTION
1	*A12081	1	Hose Assembly, 3/8" x 58"
2	*A12924	1	Hose Assembly, 3/4" x 54"
3	*A8280	1	Hose Assembly, 1/2" x 54"
4	G2701-12	1	Bulkhead Elbow, 90°, 1 1/16"-12 Male JIC
5	G2701-10	1	Bulkhead Elbow, 90°, 7/8"-14 Male JIC
6	G2701-06	1	Bulkhead Elbow, 90°, 9/16"-18 Male JIC
7	G306-06	2	Lock Nut, 9/16"-18
8	*A12080	1	Hose Assembly, 3/8" x 64"
9	*A12925	1	Hose Assembly, 3/4" x 62"
10	*A1460	1	Hose Assembly, 1/2" x 62"
11	*A8274	1	Hose Assembly, 1/2" x 86"
12	*A3368	1	Hose Assembly, 3/4" x 86"
13	*A12016	1	Hose Assembly, 3/8" x 86"
14	*A3345	1	Hose Assembly, 3/4" x 150"
15	*A8251	1	Hose Assembly, 1/2" x 150"
16	*A3166	1	Hose Assembly, 3/8" x 152"
17	G2700-06-06	1	Bulkhead Tube Union, 9/16"-18 Male JIC
18	G306-12	2	Lock Nut, 1 1/16"-12
19	G2700-12	1	Bulkhead Tube Union, 1 1/16"-12 Male JIC
20	G306-10	2	Lock Nut, 7/8"-14
21	G2700-10	1	Bulkhead Tube Union, 7/8"-14 Male JIC
22	*A8261	1	Hose Assembly, 1/2" x 13 1/2"
23	*A3352	1	Hose Assembly, 3/4" x 13 1/2"
24	*A12015	1	Hose Assembly, 3/8" x 17"
25	---	-	See "Vacuum Fan Motor Valve Block Assembly (Located Below Vacuum Fan Motor Assembly)" on page P57

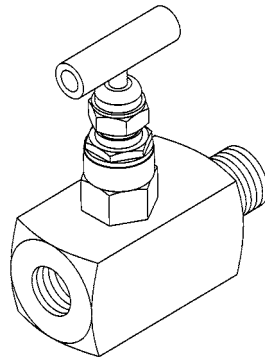
* Hydraulic hose is not stocked by Kinze Repair Parts, but can be made available on a special order basis. Call for quote.

(METR21a)



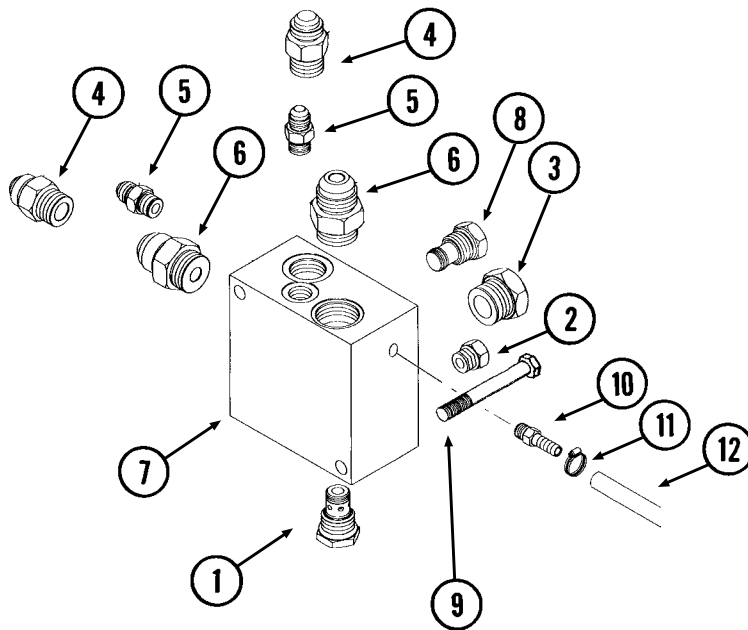
ITEM	PART NO.	QTY.	DESCRIPTION
1	GA10149 GR2190 GR1734	1 - -	Hydraulic Motor Motor Key Seal Kit
2	G6801-10-12 GR1467	1 -	Elbow W/O-Ring, 90°, 7/8"-14 Male JIC To 1 1/16"-12 O-Ring O-Ring
3	G6801-12 GR1467	1 -	Elbow W/O-Ring, 90°, 1 1/16"-12 Male JIC To O-Ring O-Ring
4	G6500-06	1	Swivel Elbow, 90°, 9/16"-18 Male JIC To Female
5	G6400-06 GR1045	1 -	Connector W/O-Ring, 9/16"-18 Male JIC To O-Ring O-Ring

(A11650)



ITEM	PART NO.	QTY.	DESCRIPTION
1	G1K426	-	Needle Valve Kit W/Instructions

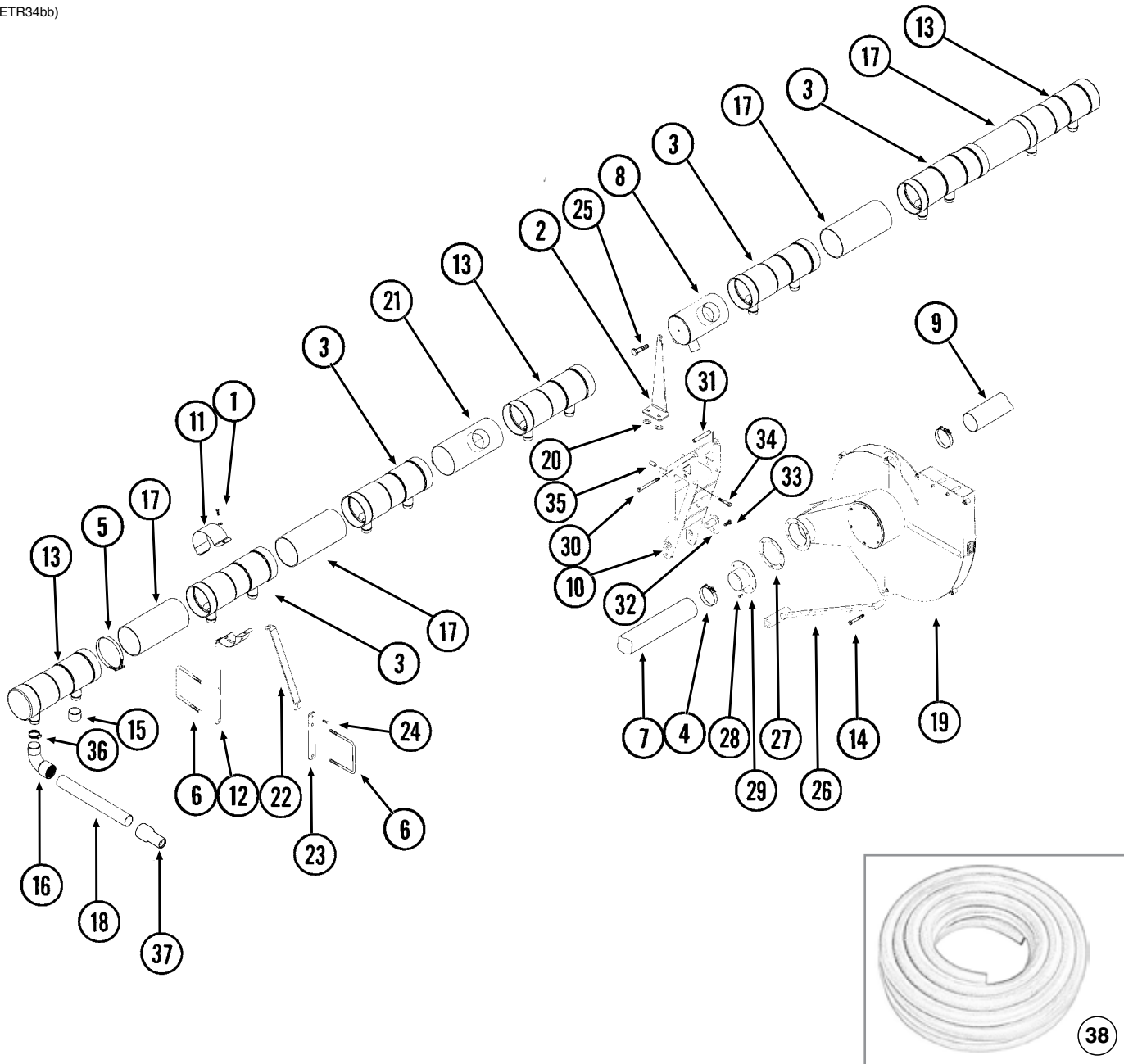
(A11068d)



ITEM	PART NO.	QTY.	DESCRIPTION
1	GA4293 GR2041	1 -	Check Valve Seal Kit
2	G6408-06 GR1045	1 -	Plug W/O-Ring, 1/16"-18 O-Ring O-Ring
3	G6408-12 GR1467	1 -	Plug W/O-Ring, 1 1/16"-12 O-Ring O-Ring
4	G6400-10 GR1466	2 -	Connector W/O-Ring, 7/8"-14 Male JIC To O-Ring O-Ring
5	G6400-06 GR1045	2 -	Connector W/O-Ring, 3/16"-18 Male JIC To O-Ring O-Ring
6	G6400-12 GR1467	2 -	Connector W/O-Ring, 1 1/16"-12 Male JIC To O-Ring O-Ring
7	GD16188	1	Valve Block
8	GA11934	1	Relief Valve Cartridge
9	G10809 G10229	2 2	Hex Head Cap Screw, 3/8"-16 x 3/4" Lock Washer, 3/8"
10	GD11700	1	Adapter, 1/4" NPT To 3/8" Barb
11	G10681	1	Hose Clamp, No. 6
12	GD6279-05	1	Clear Plastic Tubing, 1/16" O.D. x 60"

This page left blank intentionally.

(METR34bb)

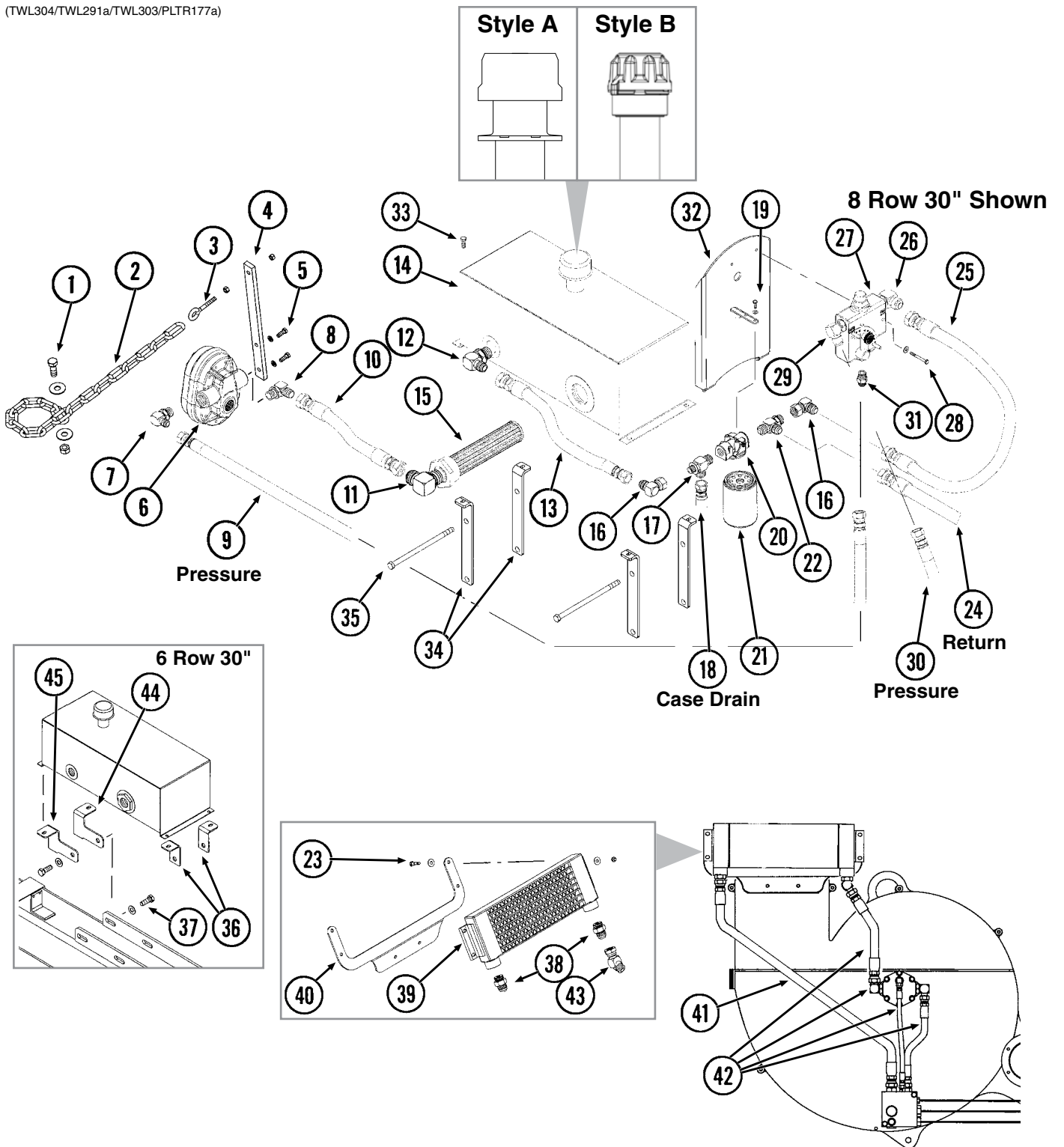


ITEM	PART NO.	QTY.	DESCRIPTION
1	G10338	-	Carriage Bolt, 5/16"-18 x 1 1/4"
	G10620	-	Serrated Flange Nut, 5/16"-18
2	GD16156	1	Bracket
3	GD15799	2-4	Manifold, 21" (Open Both Ends)
4	G11137	4	T-Bolt Clamp, 4 1/4", Stainless Steel
5	G11145	7-11	T-Bolt Clamp, 7"
6	GD11721	-	U-Bolt, 5" x 7" x 1/2"-13
	G10228	-	Lock Washer, 1/2"
	G10102	-	Hex Nut, 1/2"-13
7	GD15791-03	1	Hose, 4" x 46"
8	GA11298	1	Manifold, 11"

ITEM	PART NO.	QTY.	DESCRIPTION
9	GD15791-06	1	Hose, 4" x 40"
10	GA11301	1	Fan Mount
11	GD15854	5-7	Clamp
12	GA11023	5-7	Manifold Stand
13	GD15850	3	Manifold, 21" (Open One End)
14	G10036	1	Hex Head Cap Screw, 5/8"-11 x 4"
	G10107	1	Lock Nut, 5/8"-11
15	G11147	-	Cap, 2"
16	GD14626	6-8	Elbow, 90°, 2"
17	GD15856-01	2-4	Pipe, 6" x 14"
18	*D15792-14	-	Hose, 2" x 46" (Pull Row Units)
	*D15792-09	-	Hose, 2" x 30" (Push Row Units)
	*D15792-10	-	Hose, 2" x 60" (Push Row Units)
19	---	-	See "Digital Vacuum Gauge, Analog Vacuum Gauge, and Vacuum Fan Assembly" on page P51
20	G11387	2	Flat Washer, 3/8" SAE
21	GA10812	1	Manifold, 14"
22	GD16154	2	Stiffener
23	GD16155	2	Support
24	G10171	2	Hex Head Cap Screw, 5/16"-18 x 1 1/4"
	G11386	2	Flat Washer, 5/16" SAE
	G10232	2	Lock Washer, 5/16"
	G10106	2	Hex Nut, 5/16"-18
25	G10001	1	Hex Head Cap Screw, 3/8"-16 x 1"
	G10229	1	Lock Washer, 3/8"
	G11387	1	Flat Washer, 3/8" SAE
26	GA11295	1	Fan Strut
27	GD16251	2	Gasket
28	G10023	12	Hex Head Cap Screw, 1/4"-20 x 3/4"
	G10110	12	Lock Nut, 1/4"-20, Grade B
29	GA11296	2	Outlet, 4"
30	G10830	2	Hex Head Cap Screw, 5/8"-11 x 7 1/2"
	G10107	2	Lock Nut, 5/8"-11
31	GD3180-27	2	Sleeve, 5/8" I.D. x 7/8" O.D. x 2 1/4" Long
	GD3777-10	2	Sleeve, 1 3/4" x 3 1/8"
	GD3777-11	2	Sleeve, 1 3/4" x 2 1/2"
32	GA5121	2	Pin, 2 1/8"
33	G10581	2	Hex Head Cap Screw, 1/2"-13 x 2 1/4"
	G10228	2	Lock Washer, 1/2"
34	G10862	1	Hex Head Cap Screw, 5/8"-11 x 3 1/4"
	G10230	1	Lock Washer, 5/8"
35	GD3180-28	1	Sleeve, 5/8" I.D. x 7/8" O.D. x 2 1/4" Long
36	G10676	-	Hose Clamp, No. 36, Stainless Steel
37	GB0827	6-8	Vacuum Reducer, 2" to 1 3/4"
38	GD15792-18	-	Vacuum Hose, 2" x 50'

*Hose not stocked by Kinze repair parts, but is available in bulk (GD15792-18).

(TWL304/TWL291a/TWL303/PLTR177a)



ITEM	PART NO.	QTY.	DESCRIPTION
1	G10005	1	Hex Head Cap Screw, 5/8"-11 x 1 3/4"
	G10217	2	Washer, 5/8" USS
	G10107	1	Lock Nut, 5/8"-11
2	G3302-09	1	Coil Chain, No. 9/0, 17 Links
3	GD16035	1	Eyebolt, 3/8"-16 x 4"
	G10101	2	Hex Nut, 3/8"-16
4	GD16036	1	Anti-Rotation Bracket
5	G10001	2	Hex Head Cap Screw, 3/8"-16 x 1"
	G10229	2	Lock Washer, 3/8"
6	GA10919	1	PTO Pump (1 3/8" spline)
	GA14446	-	PTO Pump (1 3/8" or 1 3/4" spline) (Seal Kit - GR2025)
7	G6801-10-12	1	Elbow W/O-Ring, 90°, 7/8"-14 Male JIC To 1 1/16"-12 O-Ring
	GR1467	-	O-Ring
8	G6801-16	1	Elbow W/O-Ring, 90°, 1 5/16"-12 Female JIC To O-Ring (Used with GA10919 PTO Pump)
	G6801-16-20	-	Elbow W/O-Ring, 90°, 1 5/16"-12 Female JIC To O-Ring (Used with GA14446 PTO Pump)
	GR1786	-	O-Ring
9	*A1462	1	Hose Assembly, 1/2" x 78", 6 Row 30"
	*A1465	-	Hose Assembly, 1/2" x 84", 8 Row 30"
10	*A6201	1	Hose Assembly, 1" x 72", 6 Row 30"
	*A6206	-	Hose Assembly, 1" x 56", 8 Row 30"
11	G2501-16-20	1	Elbow, 90°, 1 5/16"-12 Male JIC To 1 1/4" NPT
12	G2501-12-16	1	Elbow, 90°, 1 1/16"-12 Male JIC To 1" NPT
13	*A3371	1	Hose Assembly, 3/4" x 25"
14	GA12802	1	Reservoir W/Breather, 10 Gallon
	GR1834	-	Raised Filler Breather, Style A
	GR2218	-	Breather Cap, Style B
15	GD16040	1	Strainer
16	G6500-12	2	Swivel Elbow, 90°, 1 1/16"-12 Male JIC To Female
17	G6804-12-12-08	1	Adjustable Tee W/O-Ring, 1 1/16"-12 Male JIC To 1 1/16"-12 Male O-Ring To 3/4"-16
	GR1467	-	O-Ring
18	*A3278	1	Hose Assembly, 3/8" x 70", 6 Row 30"
	*A3370	-	Hose Assembly, 3/8" x 80", 8 Row 30"
19	G10023	2	Hex Head Cap Screw, 1/4"-20 x 3/4"
	G10227	2	Lock Washer, 1/4"
20	GD16038	1	Filter Head
21	GD16037	1	Oil Filter, 10 Micron
22	G6804-12	1	Adjustable Tee W/O-Ring, 1 1/16"-12 Male JIC To O-Ring
	GR1467	-	O-Ring
23	G10171	4	Hex Head Cap Screw, 5/16"-18 x 1 1/4"
	G11386	8	Flat Washer, 5/16" SAE
	G10109	4	Lock Nut, 5/16"-18, Grade 8
24	*A3372	1	Hose Assembly, 3/4" x 68", 6 Row 30"
	*A3377	-	Hose Assembly, 3/4" x 104", 8 Row 30"
25	*A3351	1	Hose Assembly, 3/4" x 20"
26	G6801-12-10	1	Elbow W/O-Ring, 90°, 1 1/16"-12 Male JIC To 7/8"-14 O-Ring
	GR1466	-	O-Ring
27	GA10918	1	Flow Control Valve
28	G10403	2	Hex Head Cap Screw, 1/4"-20 x 2 1/2"
	G11385	4	Flat Washer, 1/4" SAE
	G10110	2	Lock Nut, 1/4"-20, Grade B

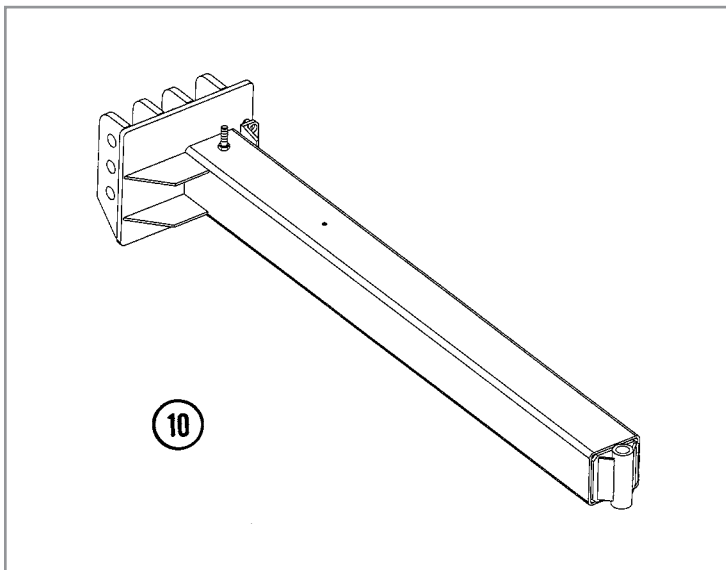
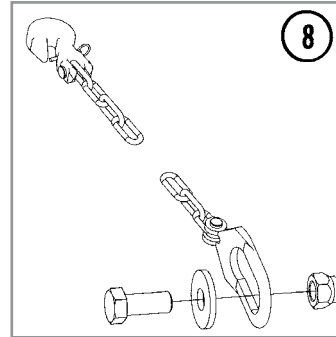
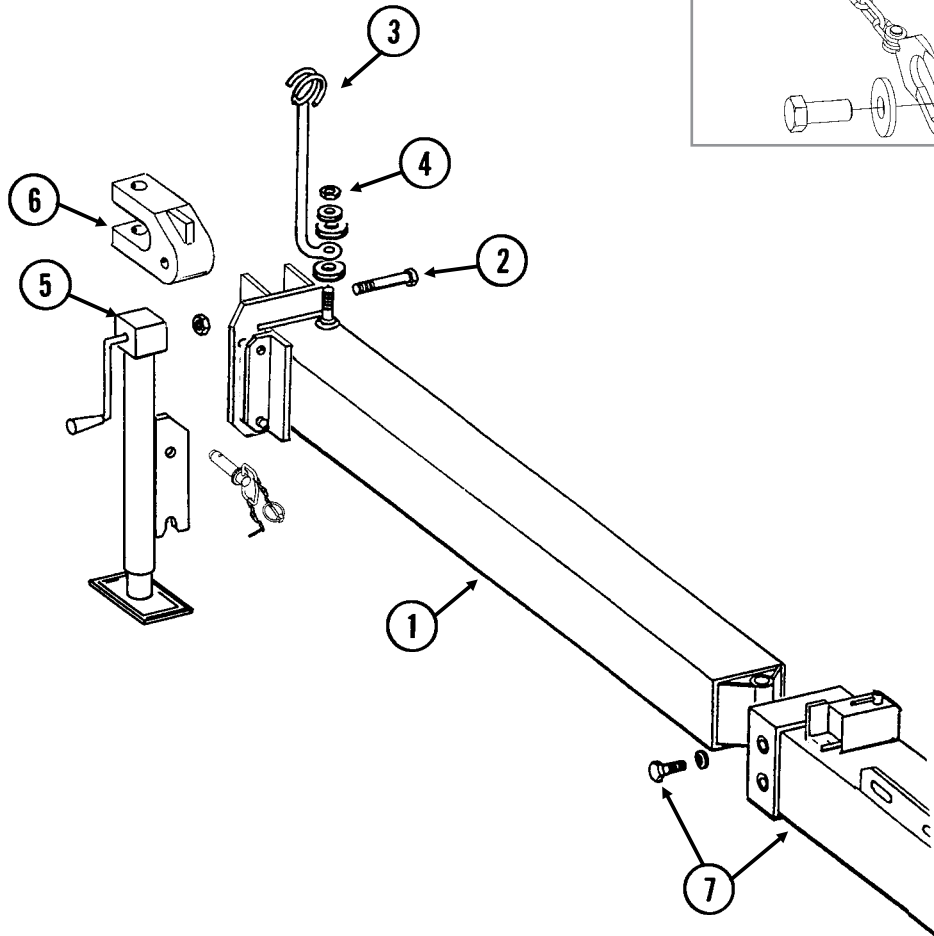
Continued on following page.

ITEM	PART NO.	QTY.	DESCRIPTION
29	G6801-10 GR1466	1 -	Elbow W/O-Ring, 90°, 7/8"-14 Male JIC To O-Ring O-Ring
30	*A8280 *A8279	1 -	Hose Assembly, 1/2" x 54", 6 Row 30" Hose Assembly, 1/2" x 80", 8 Row 30"
31	G6400-10 GR1466	1 -	Connector W/O-Ring, 7/8"-14 Male JIC To O-Ring O-Ring
32	GA11523	1	Mounting Bracket
33	G10001 G11387 G10108	2 4 4	Hex Head Cap Screw, 3/8"-16 x 1" Flat Washer, 3/8" SAE Lock Nut, 3/8"-16
34	GD16034	4	Bracket, 10 1/4", 8 Row 30"
35	G11109 G10228 G10102	4 4 4	Hex Head Cap Screw, 1/2"-13 x 7 1/2" Lock Washer, 1/2" Hex Nut, 1/2"-13
36	GD16640	2	Bracket, 6 Row 30"
37	G10005 G11391 G10230 G10104	4 4 4 4	Hex Head Cap Screw, 5/8"-11 x 1 3/4" Flat Washer, 5/8" SAE Lock Washer, 5/8" Hex Nut, 5/8"-11
38	G6400-12 GR1467	2 -	Connector W/O-Ring, 1 1/16"-12 Male JIC To O-Ring O-Ring
39	GA10917	1	Oil Cooler
40	GD16608	1	Bracket
41	*A3369	1	Hose Assembly, 3/4" x 40"
42	---	-	See "Vacuum Fan Hydraulic Components" on page P53
43	G6502-12	1	Swivel Elbow, 45°, 1 1/16"-12 Male JIC To Female
44	GD16612	1	Mount, R.H.
45	GD16613	1	Mount, L.H.

*Hydraulic hose is not stocked by Kinze Repair Parts, but can be made available on a special order basis. Call for quote.

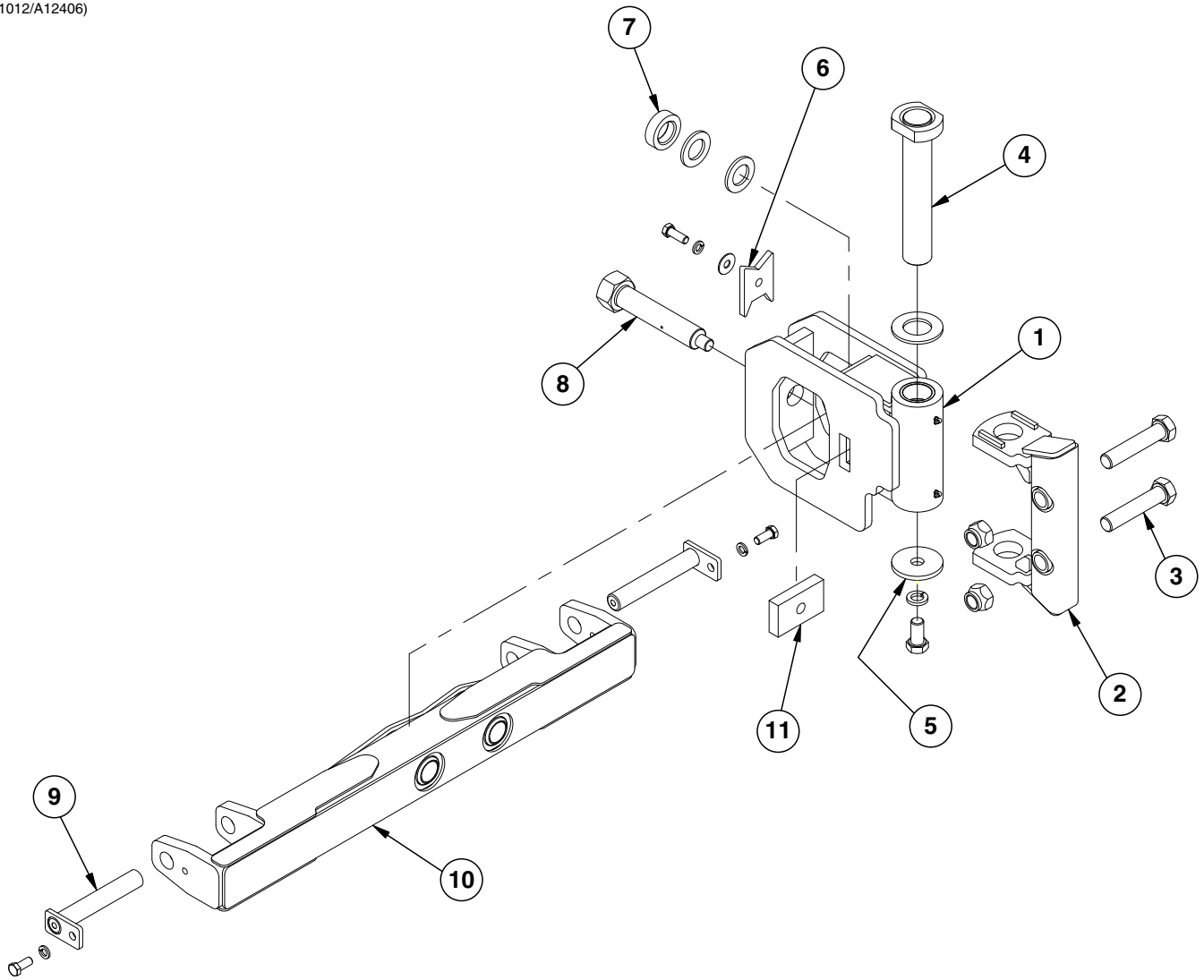
This page left blank intentionally.

PHA021/PHA025(A13595/TWL48c/A10709a)



ITEM	PART NO.	QTY.	DESCRIPTION
1	GA8699	1	Inner Hitch, 65¼"
2	G10169	1	Hex Head Cap Screw, 1¼"-7 x 6"
	G10157	1	Lock Nut, 1¼"-7
3	GD16328	1	Hose Holder
4	G10217	2	Washer, ⅝" USS
	G10230	1	Lock Washer, ⅝"
	G10104	1	Hex Nut, ⅝"-11
5	GA13986	1	Jack Assembly Complete
	GA4995	-	Detent Pin Assembly
	GR0516	-	Crank Assembly
	GR0515	-	Bevel Gear Set, Includes: (2) Bevel Gears, (1) Gear Pin, (1) Groove Pin
6	GB0156	1	Clevis
7	---	-	See "Outer Hitch" on page P69
8	G9566X	1	⅜" Transport Safety Chain Package, Includes: (1) ⅜" Safety Chain W/Hook, (1) Hex Head Cap Screw, (1) Lock Nut, (1) Washer, (1) Instruction Sheet
9	---	-	---
10	GA10709	1	Inner Hitch, 65¼", 7½" Offset

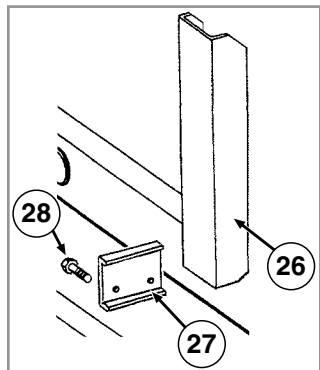
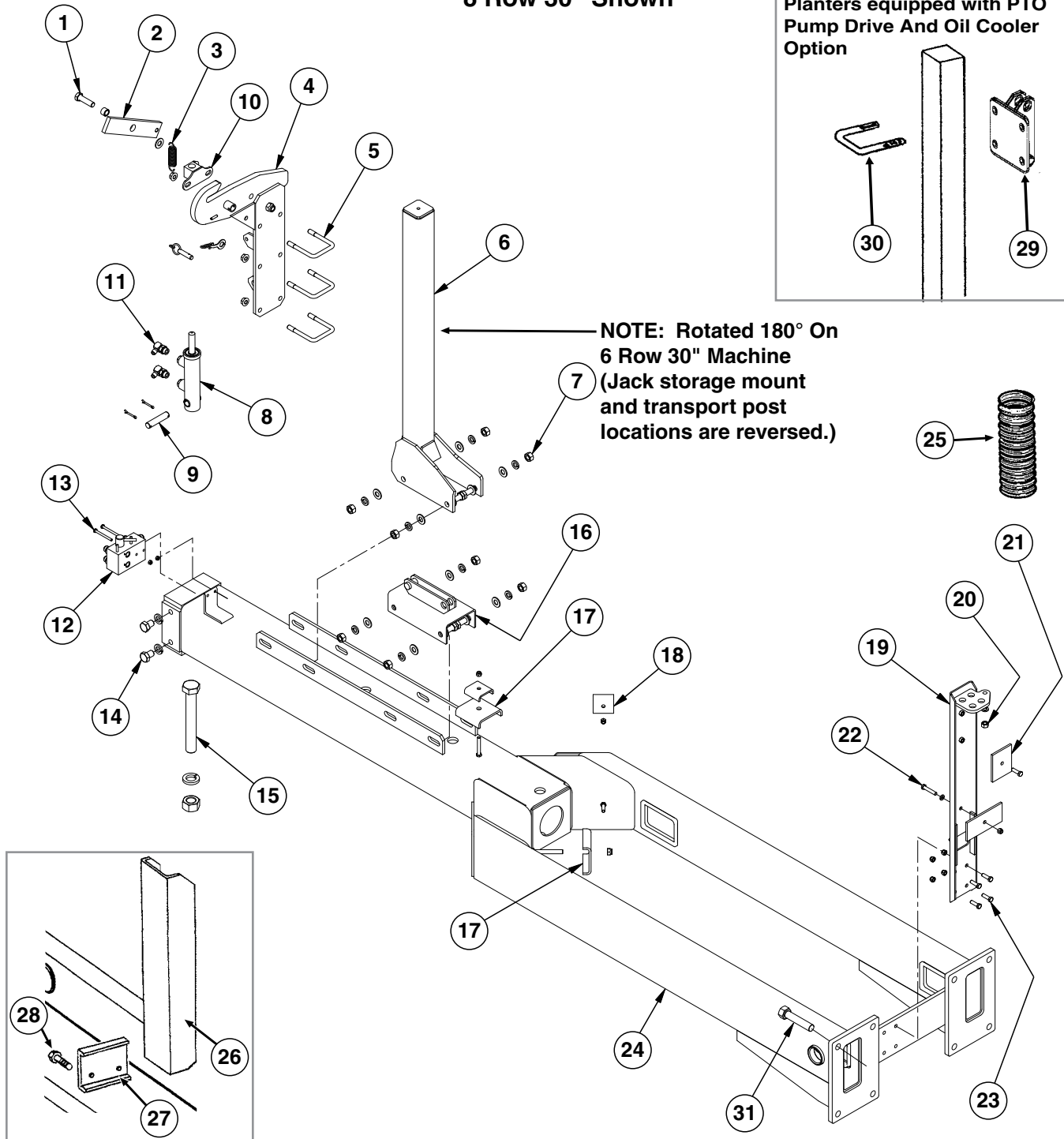
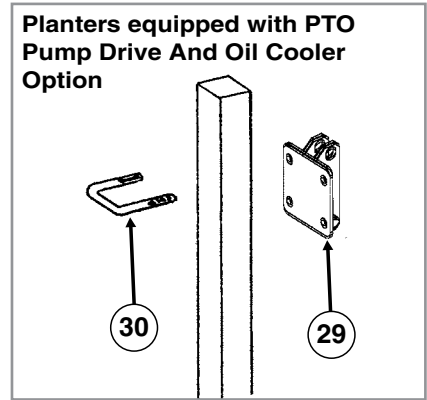
(IP1012/A12406)



ITEM	PART NO.	QTY.	DESCRIPTION
1	GA13665	1	Hitch Pivot
2	GA13783	1	Pivot Mount
3	G10169	2	Hex Head Cap Screw, 1 1/4"-7 x 6"
	G10157	2	Lock Nut, 1 1/4"-7
4	GA12163	1	Pin, 13 3/8"
	GD15725	1	Washer, 4" O.D. x 2 1/4" I.D. x 1/4"
5	GD17245	1	Washer, 4" O.D. x 1 1/32" I.D. X 3/8"
	G11223	1	Hex Head Cap Screw, 1"-8 x 2"
	G10118	1	Lock Washer, 1"
6	GD15100	1	Pivot Lock
	G10230	1	Lock Washer, 5/8"
	G10217	1	Washer, 5/8" USS
	G10005	1	Hex Head Cap Screw, 7/8"-11 x 1 3/4"
7	GD16226	1	Sleeve, 3" O.D. x 1 25/32" x 29/32" Thick
	GD16303	2	Washer, 3" O.D. x 1 25/32" x 1/4" Thick
8	GA13673	1	Pivot Pin
9	GA11079	2	Hammer Strap, Category 3 And 3N
	G10007	2	Hex Head Cap Screw, 5/8"-11 x 1 1/2"
	G10230	2	Lock Washer, 5/8"
10	GA12164	1	Hitch Bar
11	GD19468	1	Tapped Bar

(TWL49g/IP1119)

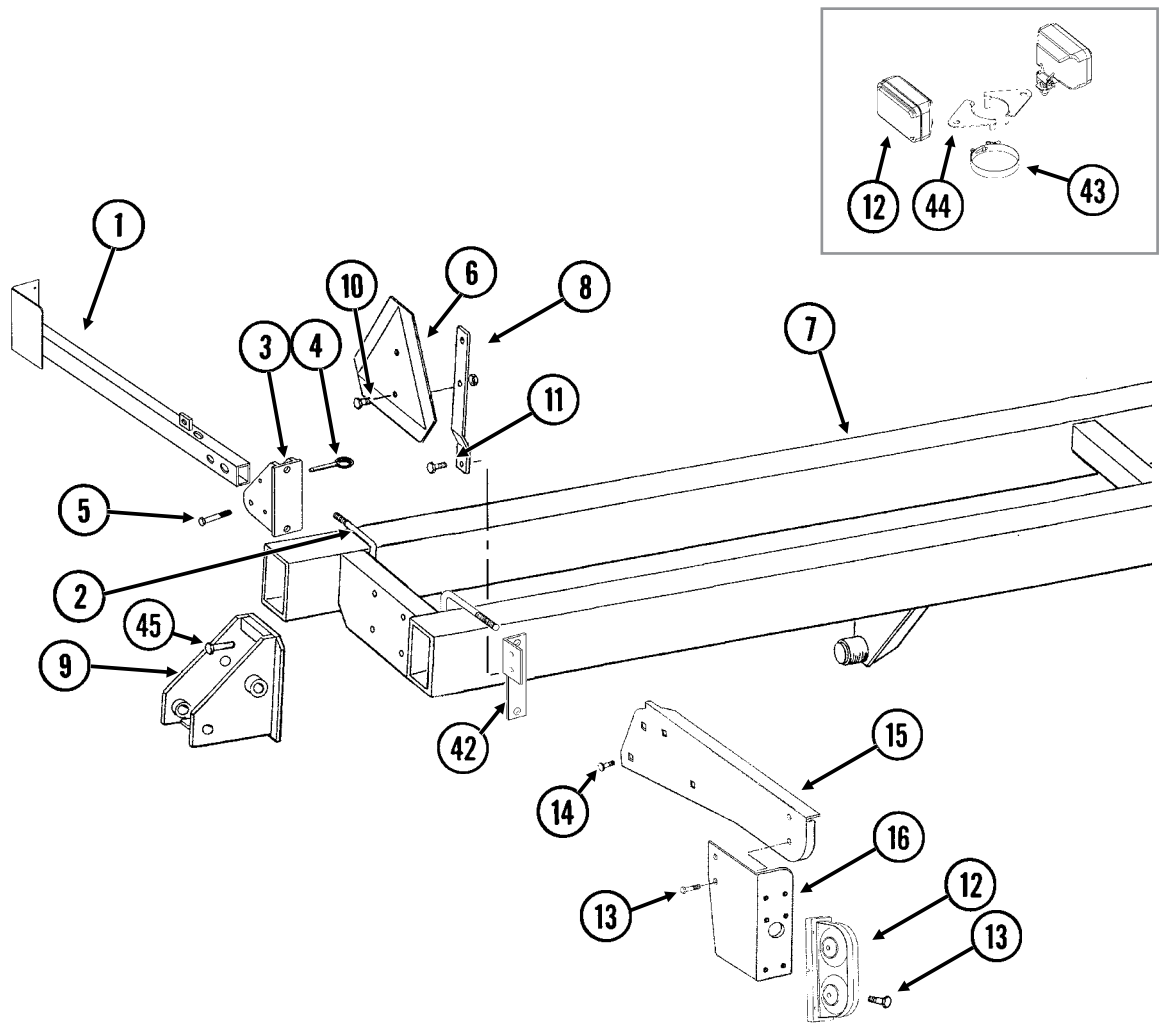
8 Row 30" Shown



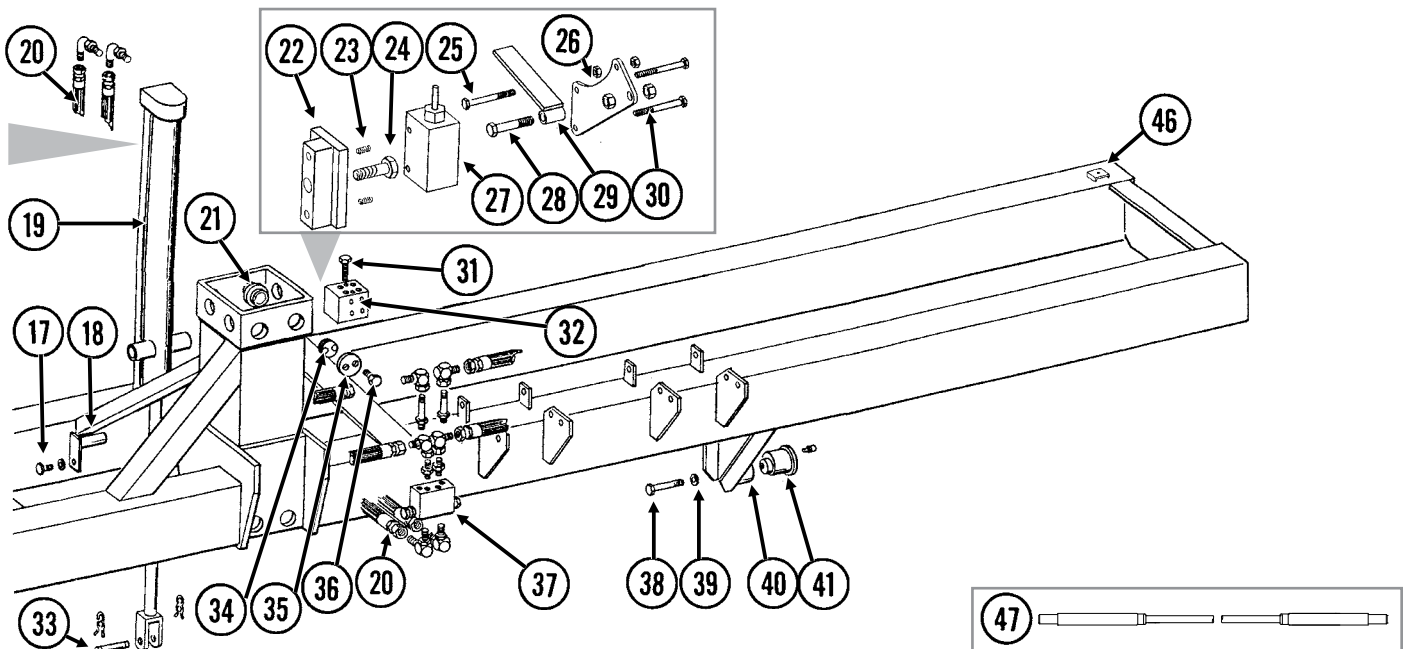
ITEM	PART NO.	QTY.	DESCRIPTION
1	G10006	1	Hex Head Cap Screw, 5/8"-11 x 2 1/4"
	GB0218	1	Bushing, 2 1/32" I.D. x 7/8" O.D. x 1 9/32" Long
	G10107	1	Lock Nut, 5/8"-11
2	GA6422	1	Catch Bar
	GD7805	1	Special Washer, 5/8", Hardened
3	GD5857	1	Spring
4	GA6420	1	Transport Catch
	G10765	1	Spring Pin, 1/4" x 1"

ITEM	PART NO.	QTY.	DESCRIPTION
5	GD4743	3	U-Bolt, 3" x 3" x 1/2"-13
	GA7022	1	Detent Pin W/Chain
	G10071	6	Serrated Flange Nut, 1/2"-13
6	GA6623	1	Transport Post, 6 Row 30"
	GA6418		Transport Post, 8 Row 30" (Shown)
7	G10104	4	Hex Nut, 5/8"-11
	G10230	4	Lock Washer, 5/8"
	G10005	4	Hex Head Cap Screw, 5/8"-11 x 1 3/4"
	GD7805	4	Special Washer, 5/8", Hardened
8	GA9559	1	See "Transport Latch Cylinder. All Sizes" on page P95
9	GD7137	1	Pin, 3/4" x 3 3/8"
	G10457	2	Cotter Pin, 5/32" x 1 1/2"
10	GA21728	1	Rod Guide
11	G6801-06-08	2	Elbow W/O-Ring, 90°, 1/16"-18 Male JIC To 3/4"-16 O-Ring
	GR1037		O-Ring
12	GA6625	1	See "Selector Valve" on page P100
13	G10746	2	Hex Head Cap Screw, 1/4"-20 x 2 3/4"
	G10110	2	Lock Nut, 1/4"-20, Grade B
14	G10716	2	Hex Head Cap Screw, 3/4"-10 x 1"
	G10231	2	Lock Washer, 3/4"
15	G10717	1	Hex Head Cap Screw, 1 1/4"-7 x 9"
	G10239	1	Hex Nut, 1 1/4"-7
	G10236	1	Lock Washer, 1 1/4"
16	GA6404	1	Jack Storage Mount
	G10104	4	Hex Nut, 5/8"-11
	G10230	4	Lock Washer, 5/8"
	G10005	4	Hex Head Cap Screw, 5/8"-11 x 1 3/4"
17	GD0740	2	Hose Clamp, 3/4" x 4" x 3 1/2"
	G10111	1	Lock Nut, 1/2"-13
18	GD5875	2	Hose Clamp, 9/16" x 2 1/2" x 2"
	G10108	3	Lock Nut, 3/8"-16
19	GA11201	1	Hose Support
20	G10102	1	Hex Nut, 1/2"-13
	G10228	1	Lock Washer, 1/2"
	GA6608	1	Cable Assembly
21	GD9046	1	Hose Clamp, 3 1/4" x 4"
	G10104	1	Hex Nut, 5/8"-11
22	G10048	1	Hex Head Cap Screw, 3/8"-16 x 2"
	GD16341	1	Hose Clamp, 3 3/4" x 6"
	G10229	1	Lock Washer, 3/8"
23	G10004	4	Hex Head Cap Screw, 3/8"-16 x 1 1/4"
	G10108	4	Lock Nut, 3/8"-16
24	GA6371	1	Outer Hitch, 125 1/2"
25	GD9129-01	1	Hose Protector, 48"
26	GD14106	1	Channel (If Applicable)
27	GD10731	1	Wire Clamp (If Applicable)
28	G10004	2	Hex Head Cap Screw, 3/8"-16 x 1 1/4" (If Applicable)
	G10108	2	Lock Nut, 3/8"-16 (If Applicable)
29	GA11528	-	Bracket
30	GD16642	2	U-Bolt, 3" x 4" x 1/2"-13
	G10228	4	Lock Washer, 1/2"
	G10102	4	Hex Nut, 1/2"-13
31	G10027	8	Hex Head Cap Screw, 3/4"-10 x 2 1/2"
	GD2169	8	Special Washer, 25/32" I.D. x 1 1/4" O.D., Hardened
	G10105	8	Hex Nut, 3/4"-10

(TWL50e/A9689b/TWL51bb)



ITEM	PART NO.	QTY.	DESCRIPTION
1	GA9840	1	Light Bracket
2	GD1113	2	U-Bolt, 5" x 7" x 5/8"-11
	G10230	4	Lock Washer, 5/8"
	G10104	4	Hex Nut, 5/8"-11
3	GB0309	1	Light Mount Bracket
4	G10874	1	Detent Pin, 1/2" x 3 1/2" Grip
5	G10033	1	Hex Head Cap Screw, 1/2"-13 x 3 1/2"
	G10206	4	Washer, 1/2" SAE
	G10111	1	Lock Nut, 1/2"-13
6	---	-	See "Decals, Paint, and Miscellaneous" on page P149
7	A6401	-	Frame, 180", 6 Row 30" (Non-Stock Item)
	A9402	-	Frame, 188", 6 Row 30" (Non-Stock Item)
	A6364	-	Frame, 240", 8 Row 30" (Non-Stock Item)
	A9401	-	Frame, 248", 8 Row 30" (Non-Stock Item)
8	GD6783	1	Bracket
9	---	-	See "Row Marker Assembly, Two-Fold Low Profile, 6 Row 30"" on page P87 See "Row Marker Assembly, Two-Fold Low Profile, 8 Row 30"" on page P89
10	G10064	2	Hex Head Cap Screw, 1/4"-20 x 1"
	G10621	2	Serrated Flange Nut, 1/4"-20

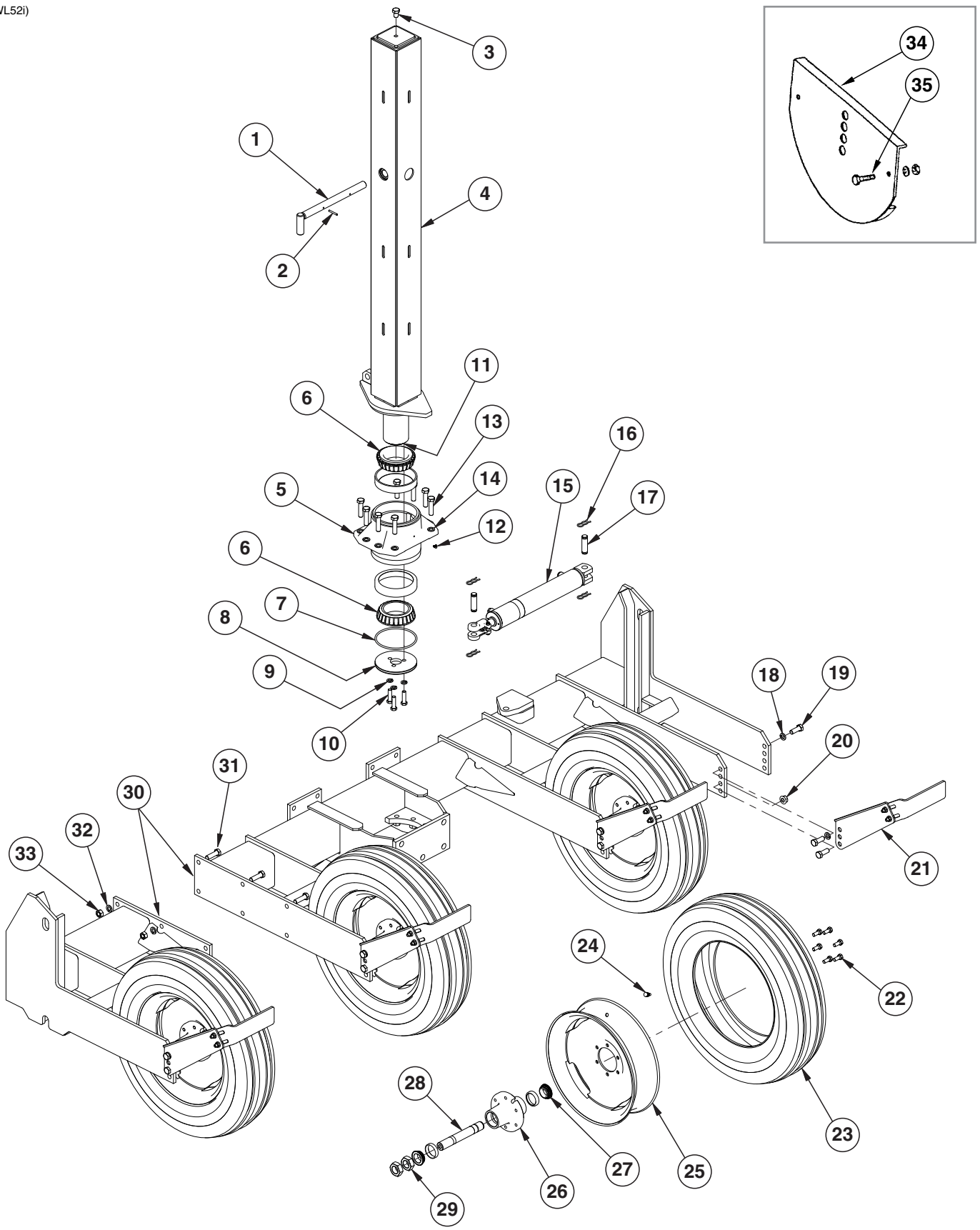


ITEM	PART NO.	QTY.	DESCRIPTION
11	G10004	2	Hex Head Cap Screw, 3/8"-16 x 1 1/4"
	G11091	2	Serrated Flange Nut, 3/8"-16
12	---	-	See "Electrical Components" on page P105
13	G10064	-	Hex Head Cap Screw, 1/4"-20 x 1"
	G10227	-	Lock Washer, 1/4"
	G10103	-	Hex Nut, 1/4"-20
	G10110	-	Lock Nut, 1/4"-20, Grade B
14	G10305	2-4	Carriage Bolt, 3/8"-16 x 1"
	G11091	2-4	Serrated Flange Nut, 3/8"-16
15	GD15950	1	Light Mount Extension
16	GD12724	1	Bracket
17	G10037	2	Hex Head Cap Screw, 1/2"-13 x 1 1/4"
	G10228	2	Lock Washer, 1/2"
	G10102	2	Hex Nut, 1/2"-13
18	GA5121	2	Pin, 2 1/8"
19	---	-	See "Lift Cylinder" on page P97
20	---	-	See "Planter Hydraulic System" on page P103
21	GD9093	16	Poly Wear Pad
22	GA6850	1	Valve Mount
23	G10120	2	Hex Socket Set Screw, 3/8"-16 x 1/2"
24	G10005	1	Hex Head Cap Screw, 5/8"-11 x 1 3/4"
25	G10638	1	Hex Head Cap Screw, 1/4"-20 x 2"
	G10103	2	Hex Nut, 1/4"-20
26	GD10129	1	Mounting Bracket
27	---	-	See "Stroke Limiter Valve" on page P100
28	G10048	1	Hex Head Cap Screw, 3/8"-16 x 2"
	G10101	2	Hex Nut, 3/8"-16
29	GA7153	1	Stroke Limiter Arm
30	G10403	2	Hex Head Cap Screw, 1/4"-20 x 2 1/2"
	G10227	2	Lock Washer, 1/4"

ITEM	PART NO.	QTY.	DESCRIPTION
31	G10172	2	Hex Head Cap Screw, 3/8"-16 x 5"
	G10108	2	Lock Nut, 3/8"-16
32	GD9971	1	Manifold Block
33	GR0375	1	Pin, 1" x 3 1/2"
	GR0193	2	Hair Pin Clip
34	GB0234	16	Adjustment Plug
35	GB0230	16	Cap
36	G10014	32	Hex Head Cap Screw, 1/2"-13 x 1"
37	---	-	See "Row Marker Sequencing/Flow Control Valve" on page P101
38	G10026	2	Hex Head Cap Screw, 3/4"-10 x 2"
	G10231	2	Lock Washer, 3/4"
39	GB0409	2	Spring Washer
40	GD10532	2	Sleeve
41	GA6497	2	Cam Follower W/Grease Fitting
	G10640	-	Grease Fitting, 1/4"-28
42	GD13250	1	SMV Bracket
43	G11159	1-2	T-Bolt Clamp, 3 1/2" Stainless Steel
44	GD16046	2	Bracket, 4 1/4" x 4"
45	G10006	4	Hex Head Cap Screw, 5/8"-11 x 2 1/4"
	G10230	4	Lock Washer, 5/8"
	G10104	4	Hex Nut, 5/8"-11
46	GD5875	1	Hose Clamp, 9/16" x 2 1/2" x 2"
	G10108	1	Lock Nut, 3/8"-16
47	GA6608	-	Cable Assembly

This page left blank intentionally.

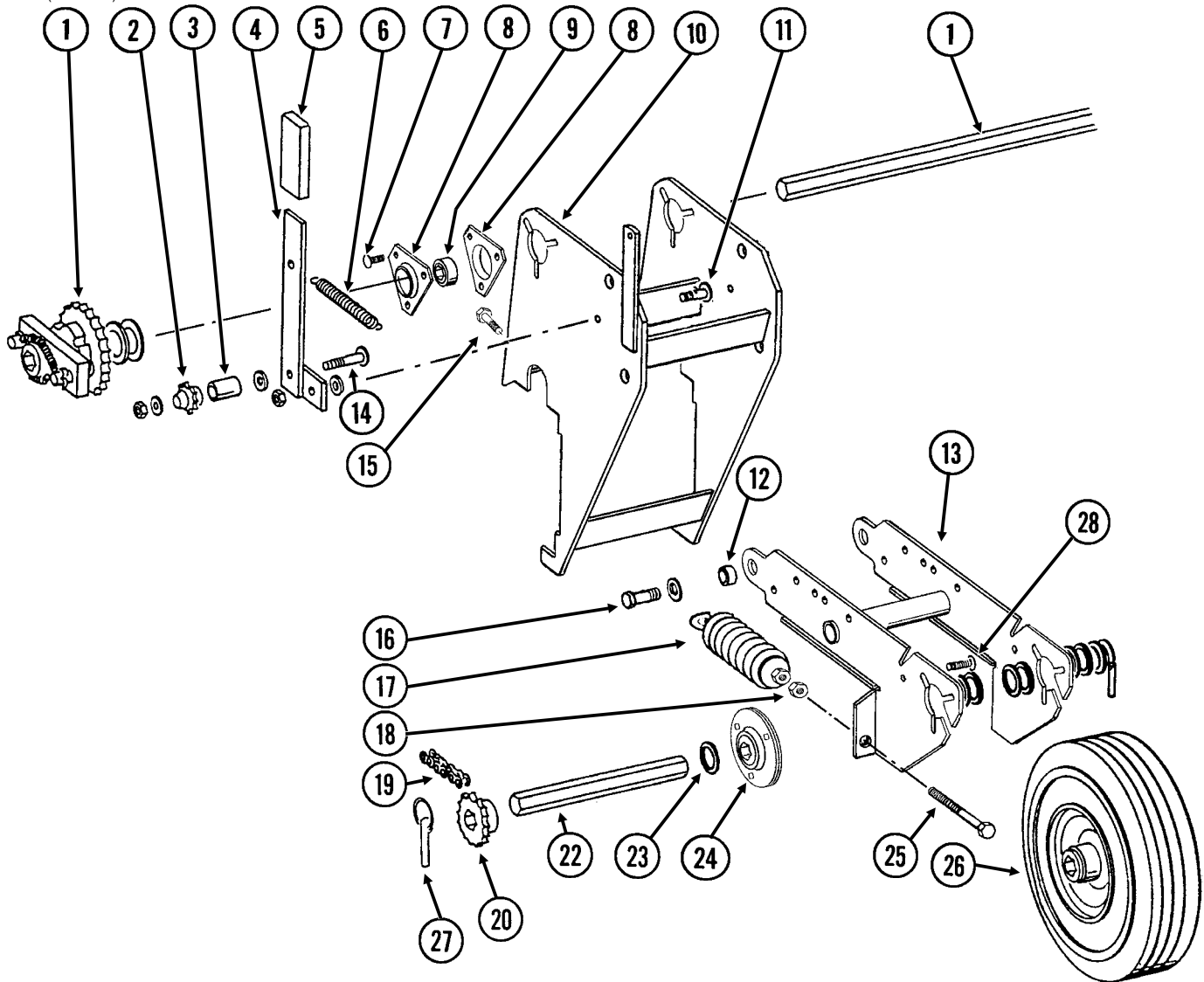
(TWL52)



ITEM	PART NO.	QTY.	DESCRIPTION
1	GA6849	1	Safety Lockup Pin
2	G10606	1	Spring Pin, 1/4" x 2"
	G10671	1	Slotted Spring Pin, 3/16" x 3 1/4"
3	G10716	1	Hex Head Cap Screw, 3/4"-10 x 1"
4	GA7543	1	Center Post
5	GA6496	1	Bearing Housing W/Cups, Less Grease Fitting
	GD9121	-	Cup
6	GA6435	2	Bearing
7	GD9130	1	O-Ring
8	GD9051	1	Bearing Cap
9	G11391	3	Flat Washer, 5/8" SAE
10	G10006	3	Hex Head Cap Screw, 5/8"-11 x 2 1/4"
11	GD9124	4	Shim, .020" Thick (As Required)
	GD9123	4	Shim, .007" Thick (As Required)
	GD9122	4	Shim, .005" Thick (As Required)
12	G10779	1	Grease Fitting, 90°, 1/4"-28
13	G10810	8	Hex Head Cap Screw, 3/4"-10 x 3 1/2", Grade 8
	G10105	8	Hex Nut, 3/4"-10
14	GD2169	16	Special Washer, 25/32" I.D. x 1 1/4" O.D., Hardened
15	GA8911	1	See "Rotation Cylinder" on page P95
16	GR0193	4	Hair Pin Clip
17	GR0375	2	Pin, 1" x 3 1/2"
18	G10231	8	Lock Washer, 3/4"
19	G10026	12	Hex Head Cap Screw, 3/4"-10 x 2"
20	G11314	4	Serrated Flange Nut, 3/4"-10
21	GA14416	4	Mud Scraper Assembly
	G10636	2	Carriage Bolt, 1/2"-13 x 1 1/2"
	G10071	2	Serrated Flange Nut, 1/2"-13
	GD20458	1	Slotted Scrapper
	GD20456	1	Short Scraper Arm
22	GR0270	24	Lug Bolt, 9/16"-18
23	GD13401	1	Tire, 7.50" x 20", 8 Ply, Tubeless W/O Center Rib (Specify Brand*)
24	GA7434	1	Valve Stem
25	GA14413	1	Rim, 5.50" x 20"
26	GA2148	1	Hub W/Cups, 6 Bolt
	GR0434	-	Cup
27	GA0895	2	Bearing
28	GA4693	1	Spindle, W/Round External Retaining Ring, 10 1/2"
	GD11490	-	Round External Retaining Ring
29	G11081	2	Hex Jam Nut, 1 1/2"-12, Grade 2
30	GA17063	1	Axle W/Stub (Domestic)
	GA17067	-	Axle W/Stub (Export)
	GA17066	-	Stub Axle
31	G10027	6	Hex Head Cap Screw, 3/4"-10 x 2 1/2"
32	G10231	6	Lock Washer, 3/4"
33	G10105	6	Hex Nut, 3/4"-10
34	GA6529	-	Rock Guard (Optional)
35	G10037	-	Hex Head Cap Screw, 1/2"-13 x 1 1/4"
	G10228	-	Lock Washer, 1/2"
	G10102	-	Hex Nut, 1/2"-13
A	GA14412	4	Tire and Rim Assembly (Specify Brand*) (Items 23-25)
B	GA6428	4	Hub And Spindle Assembly (Items 26-29)

*Specific brand requests will be supplied only as available from current Kinze Repair Parts stock. If a specific brand requested is not in stock, the brand available will be supplied. Different brand tires may have different diameters. Change in tire brand may affect rates. Field checks are recommended after any change in contact tires.

PLA026(TWL5300)

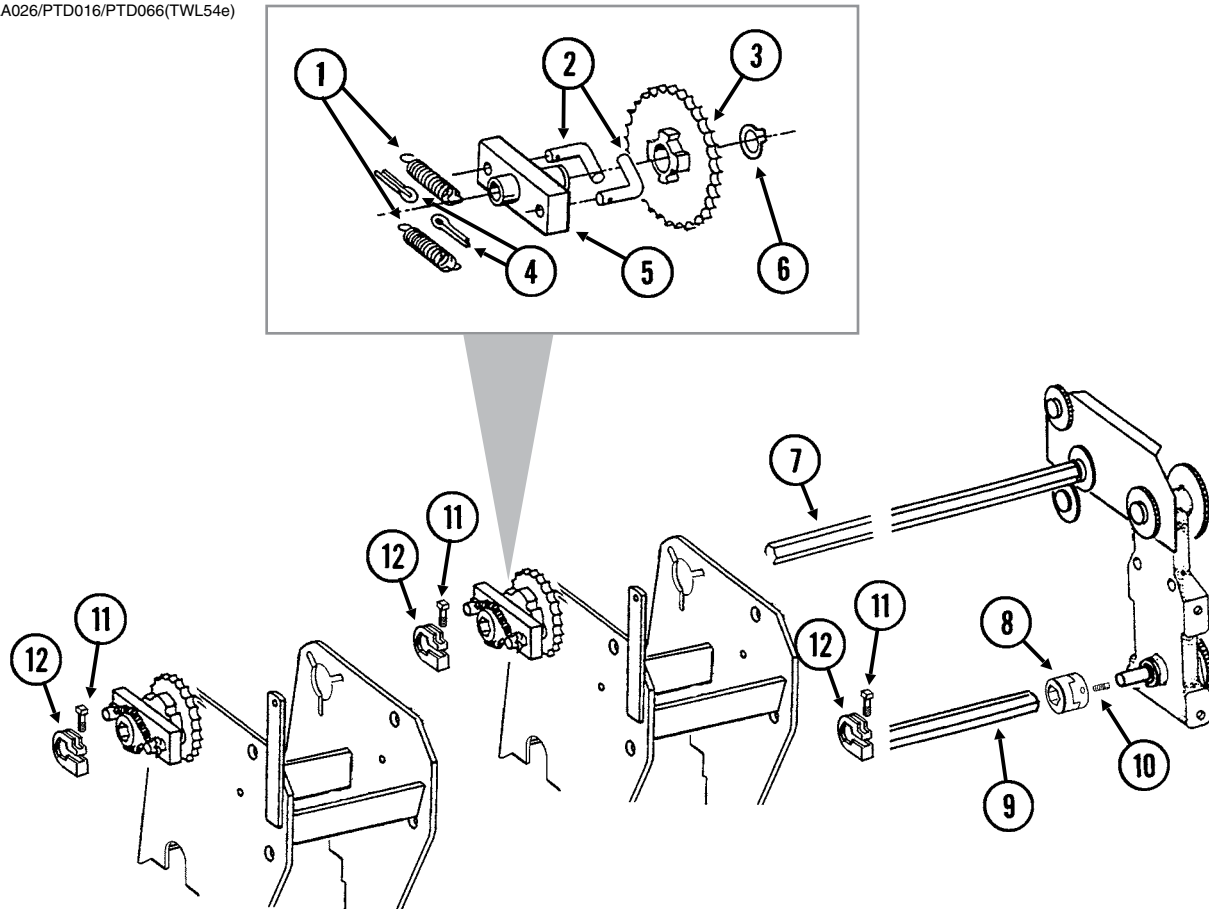


ITEM	PART NO.	QTY. (Per Wheel)	DESCRIPTION
1	---	-	See "Driveline" on page P79
2	GD7426	1	Sprocket, 12 Tooth
3	GD1026	1	Sleeve, 1 ³ / ₁₆ " Long
4	GA5157	1	Idler Arm, L.H.
5	GD5827	1	Cover
6	GD5857	1	Spring
7	G10303 G10620	3 3	Carriage Bolt, 5 ¹ / ₁₆ "-18 x 1" Serrated Flange Nut, 5 ¹ / ₁₆ "-18
8	G3400-01	4	Flangette
9	G2100-03	2	Bearing, 7 ⁷ / ₈ " Hex Bore, Spherical
10	GA8925	1	Mount
11	G10004 G10229 G10370 GD5756	1 1 1 1	Hex Head Cap Screw, 3 ⁸ / ₁₆ "-16 x 1 ¹ / ₄ " Lock Washer, 3 ⁸ / ₁₆ " Machine Bushing, 3 ⁸ / ₁₆ ", 22 Gauge Special Nut, 3 ⁸ / ₁₆ "-16
12	GB0218	2	Bushing, 2 ¹ / ₃₂ " I.D. x 7 ⁸ / ₁₆ " O.D. x 1 ⁹ / ₃₂ " Long

ITEM	PART NO.	QTY. (Per Wheel)	DESCRIPTION
13	A7369	1	Wheel Arm (Non-Stock Item)(Sub G1K253)
14	G10306	1	Carriage Bolt, 3/8"-16 x 2"
	G11387	-	Flat Washer, 3/8" SAE (As Required)
	G10108	1	Lock Nut, 3/8"-16
15	G10004	2	Hex Head Cap Screw, 3/8"-16 x 1 1/4"
	G10229	2	Lock Washer, 3/8"
	G10101	2	Hex Nut, 3/8"-16
16	G10751	2	Hex Head Cap Screw, 5/8"-18 x 1 3/4"
	G10235	6	Machine Bushing, 7/8", 14 Gauge
	G11391	2	Flat Washer, 5/8" SAE
	G10412	2	Lock Nut, 5/8"-18
17	GA2068	2	Spring W/Plug
18	G10501	2	Hex Jam Nut, 1/2"-13, Grade 2
19	G3310-116	1	Chain, No. 40, 116 Pitch Including Connector Link (Used With 15 And 19 Tooth Sprockets)
	G3310-124	1	Chain, No. 40, 124 Pitch Including Connector Link (Used With 30 Tooth Sprocket)
	GR0912	-	Connector Link, No. 40
20	GA5105	1	Sprocket, 15 Tooth
	GA5107	-	Sprocket, 19 Tooth
	GA5114	-	Sprocket, 30 Tooth
21	G10602	1	Spring Pin, 1/4" x 1 1/2"
22	GD6825-10.375	1	Hex Shaft, 7/8" x 10 3/8" (2 Holes)
23	G10233	6	Machine Bushing, 1 1/2" x 1/32", 10 Gauge
24	GA9846	-	Flanged Bearing, 7/8" Hex Bore
25	G10890	2	Hex Head Adjusting Bolt, 1/2"-13 x 4", Grade 2
26	GA5090	-	Tire And Rim Assembly (Specify Brand*)
	GD5753	1	Tire, 4.10" x 6" (Specify Brand*)
	GD5752	1	Inner Tube
27	GD2558	1	Lynch Pin, 1/4"
28	G10303	-	Carriage Bolt, 5/16"-18 x 1"
	G10232	-	Lock Washer, 5/16"
	G10106	6	Hex Nut, 5/16"-18
A	G1K253	-	Contact Wheel Arm Replacement Kit (Items 13, 18, 21, 22, 24, 25, 27 And 28)

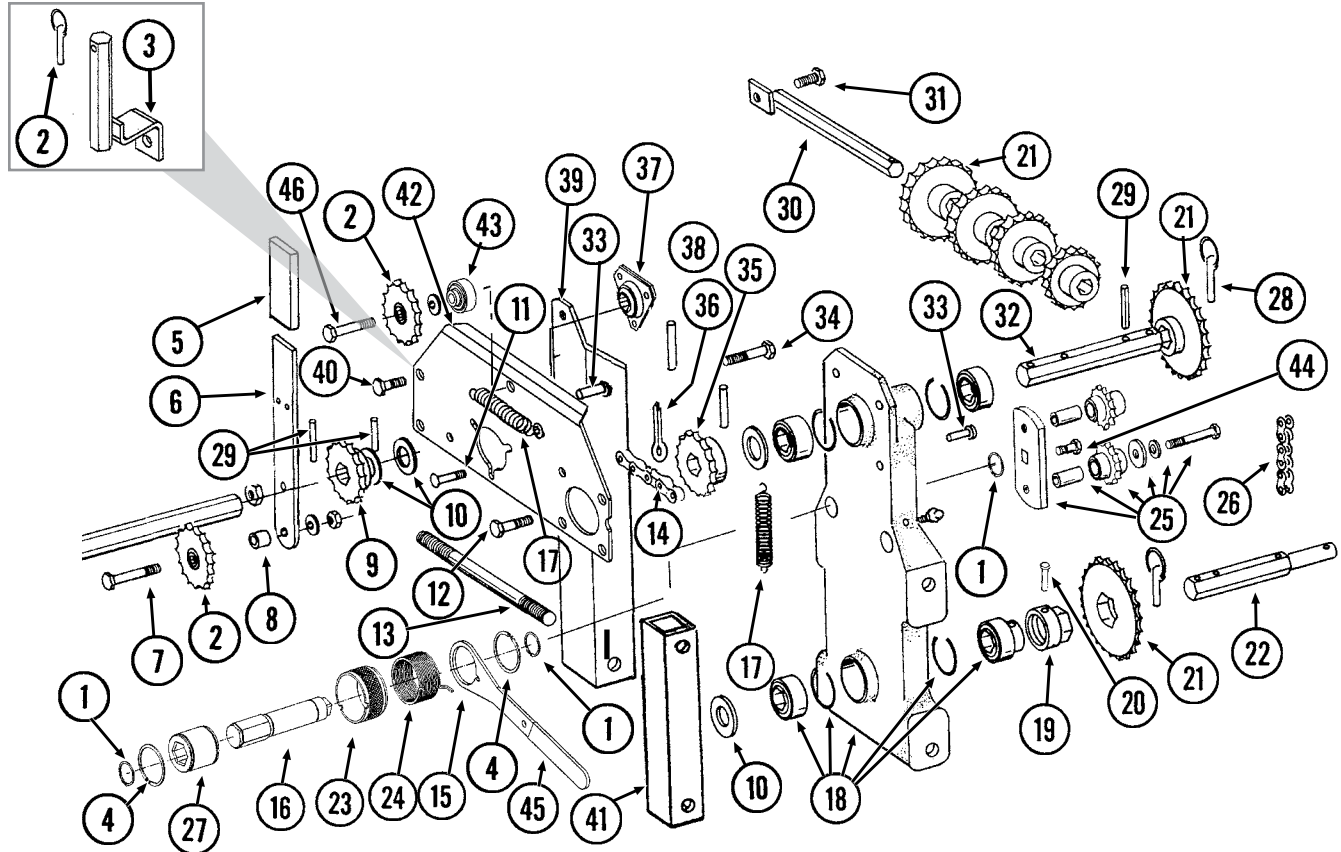
***Specific brand requests will be supplied only as available from current Kinze Repair Parts stock. If a specific brand requested is not in stock, the brand available will be supplied. Different brand tires may have different diameters. Change in tire brand may affect rates. Field checks are recommended after any change in contact tires.**

PTD033/PLA026/PTD016/PTD066(TWL54e)



ITEM	PART NO.	QTY. (Per Planter)	DESCRIPTION
1	GD1256	4	Spring
2	GD1255	4	L-Pin
3	GA5165	2	Sprocket, 30 Tooth
4	G10453	4	Cotter Pin, 3/16" x 1"
5	GA0378	2	Block And Hub Assembly
6	G10430	2	External Retaining Ring, 1 1/4"
7	GD9078	-	Hex Shaft, 7/8" x 58" (4 Holes), 6 Row 30"
	GD9077	-	Hex Shaft, 7/8" x 98" (4 Holes), 8 Row 30"
8	GB0287	2	Coupler
9	GD0914-165	-	Hex Shaft, 7/8" x 165" (No Holes), 6 Row 30"
	GD0914-225	-	Hex Shaft, 7/8" x 225" (No Holes), 8 Row 30"
10	G10131	4	Square Head Set Screw, 5/16"-18 x 3/4"
11	G10130	-	Square Head Machine Bolt, 5/16"-18 x 1 3/4"
	G10923	-	Flange Nut, 5/16"-18, No Serration
12	GD11045	-	Lock Clamp
A	GA5164	-	Ratchet/Sprocket Assembly (Items 1-6)
B	G1K269	-	Lock Clamp Kit (Items 11 And 12)

(METR34aa/PT8mmPT8LL)



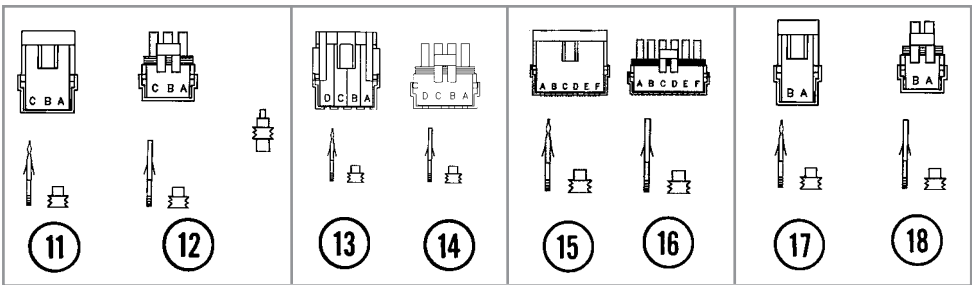
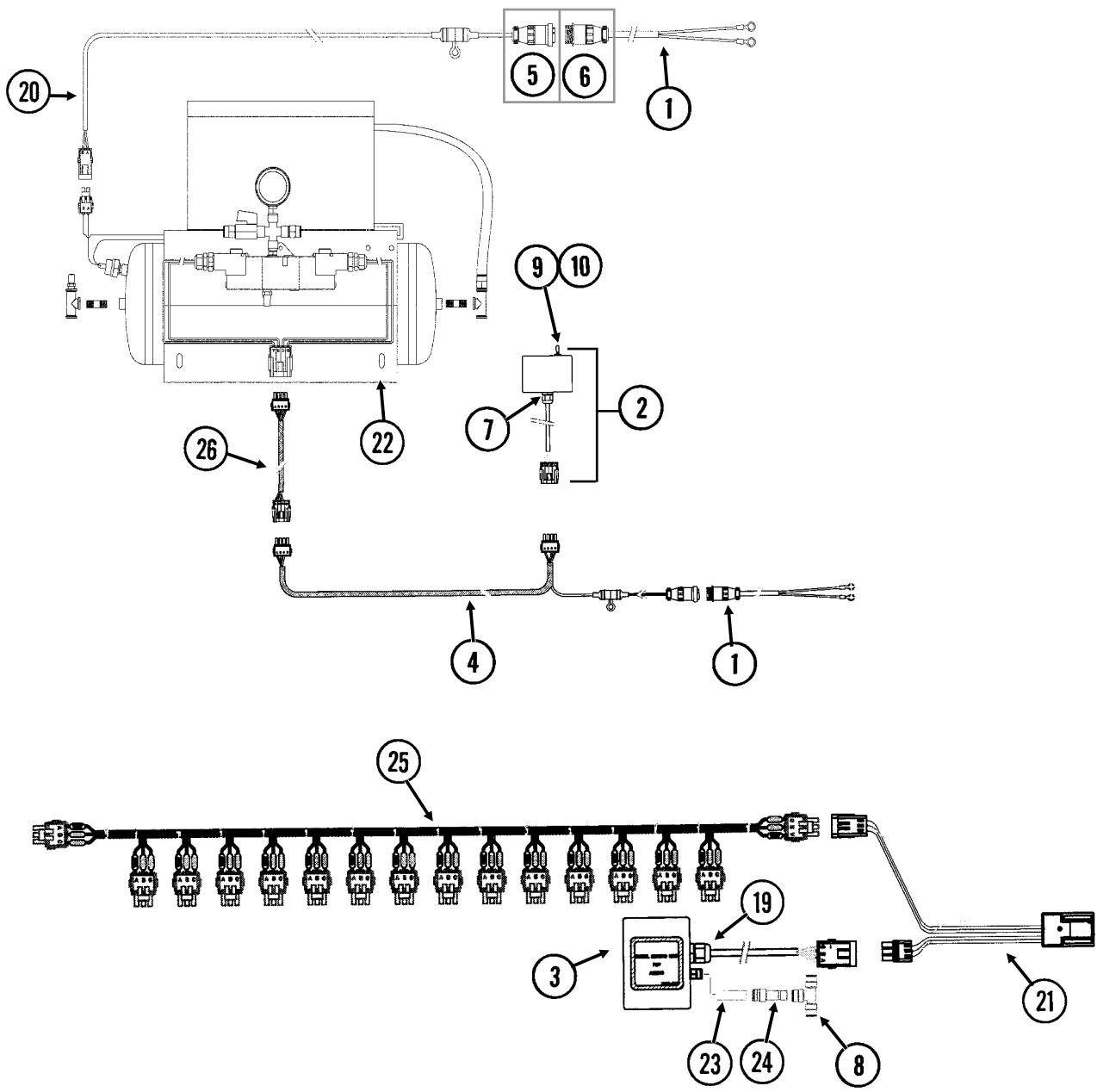
ITEM	PART NO.	QTY.	DESCRIPTION
1	G11075	3	Internal Inverted Snap Ring, 7/8"
2	GD2558	-	Lynch Pin, 1/4"
3	GA12178	1	Sprocket Storage Rod (Vacuum) See Item No. 21 for Sprockets
4	G10496	2	External Inverted Snap Ring, 1 1/2"
5	GD5827	1	Cover
6	GD31450	1	Arm
7	G10053	1	Hex Head Cap Screw, 1/2"-13 x 2 1/2"
	G10128	-	Machine Bushing, 1/2", 14 Gauge (As Required)
	G10228	1	Lock Washer, 1/2"
	G10102	1	Hex Nut, 1/2"-13
8	GD4887-01	1	Sleeve, 1/2" I.D. x 5/8" Long
9	GA5105	1	Sprocket, 15 Tooth
10	G10233	-	Machine Bushing, 1", 10 Gauge
11	G10303	3	Carriage Bolt, 5/16"-18 x 1"
	G10620	3	Serrated Flange Nut, 5/16"-18
12	G10037	3	Hex Head Cap Screw, 1/2"-13 x 1 1/4"
	G10228	3	Lock Washer, 1/2"
	G10102	3	Hex Nut, 1/2"-13
13	G10177	2	Hex Head Cap Screw, 5/8"-11 x 9 1/2"
	G10230	2	Lock Washer, 5/8"
	G10104	2	Hex Nut, 5/8"-11
14	G3310-92	1	Chain, No. 40, 92 Pitch Including Connector Link
	G3310-100	-	Chain, No. 40, 100 Pitch Including Connector Link, Used With Half Rate (2 To 1) Drive Reduction (Mechanical only)
	GR0912	-	Connector Link, No. 40

Continued on the next page.

ITEM	PART NO.	QTY.	DESCRIPTION
15	GD14431	1	Handle
16	GD14427	1	Tightener Shaft, 4 $\frac{7}{8}$ "
17	GD5857	2	Spring
18	GA5629	1	Transmission Plate W/Bearings, Grease Fittings And Retaining Rings
	GA5116	3	Bearing, $\frac{7}{8}$ " Hex Bore, Cylindrical
	GA5624	1	Special Bearing, $\frac{7}{8}$ " Hex Bore x 1.6"
	GD6551	4	Ring
	G10641	-	Grease Fitting, $\frac{1}{8}$ " NPT
19	GD7127	1	Shear Coupler
20	G10821	1	Clevis Pin, $\frac{3}{16}$ " x 2"
	G10455	-	Cotter Pin, $\frac{1}{16}$ " x $\frac{1}{2}$ "
21	GA5105	1	Sprocket, 15 Tooth
	GA5106	1	Sprocket, 17 Tooth
	GA5107	1	Sprocket, 19 Tooth
	GA5108	2	Sprocket, 23 Tooth
	GA5109	1	Sprocket, 24 Tooth
	GA5110	1	Sprocket, 25 Tooth
	GA5111	1	Sprocket, 26 Tooth
	GA5112	1	Sprocket, 27 Tooth
	GA5113	1	Sprocket, 28 Tooth
22	GD7822	1	Shaft, $\frac{7}{8}$ " x 7"
23	GD19343	1	Release Collar, Gold, R.H.
24	GD14413	1	Torsion Spring, L.H. (Used On R.H. Wrap Spring Wrench)
25	GA7336	1	Idler W/Bolt-On Sprockets
	GD7426	-	Sprocket, 12 Tooth
	GD1026	-	Sleeve, 1 $\frac{3}{16}$ " Long
	G10203	-	Washer, $\frac{3}{8}$ " SAE
	G10229	-	Lock Washer, $\frac{3}{8}$ "
	G10047	-	Hex Head Cap Screw, $\frac{3}{8}$ "-16 x 1 $\frac{3}{4}$ "
26	G3310-80	1	Chain, No. 40, 80 Pitch Including Connector Link
	GR0912	-	Connector Link, No. 40
27	GD14432	1	Sleeve, 1 $\frac{1}{4}$ "
28	GD2558	3	Lynch Pin, $\frac{1}{4}$ "
29	G10602	5	Spring Pin, $\frac{1}{4}$ " x 1 $\frac{1}{2}$ "
30	GA5146	1	Sprocket Storage Rod
31	G10017	1	Hex Head Cap Screw, $\frac{1}{2}$ "-13 x 1 $\frac{1}{2}$ "
	G10527	1	Lock Washer, $\frac{1}{2}$ " Internal/External
	G10111	1	Lock Nut, $\frac{1}{2}$ "-13
32	GD5835	1	Shaft, $\frac{7}{8}$ " x 7"
33	G10870	1	Clevis Pin, $\frac{3}{8}$ " x 1"
	G10860	1	Retaining Ring, $\frac{3}{8}$ "
34	G10004	1	Hex Head Cap Screw, $\frac{3}{8}$ "-16 x 1 $\frac{1}{4}$ "
	G10229	1	Lock Washer, $\frac{3}{8}$ "
	G10203	-	Washer, $\frac{3}{8}$ " SAE (As Required)
	GD15538	-	Spacer, $\frac{3}{8}$ " I.D. x $\frac{7}{8}$ " O.D., 7 Gauge
	GD5756	1	Special Nut, $\frac{3}{8}$ "-16
35	GA5106	1	Sprocket, 17 Tooth, Standard Drive (Mechanical)
	GA5108	-	Sprocket, 23 Tooth, (Vacuum)
	GA5202	-	Sprocket, 34 Tooth, Half Rate (2 To 1) Drive Reduction (Mechanical only)
36	G10460	1	Cotter Pin, $\frac{1}{4}$ " x 2"
37	GA7841	1	Bearing, $\frac{7}{8}$ " Hex Bore, Spherical
38	G3400-01	2	Flangette
39	GD5830	1	Angle Support, R.H.

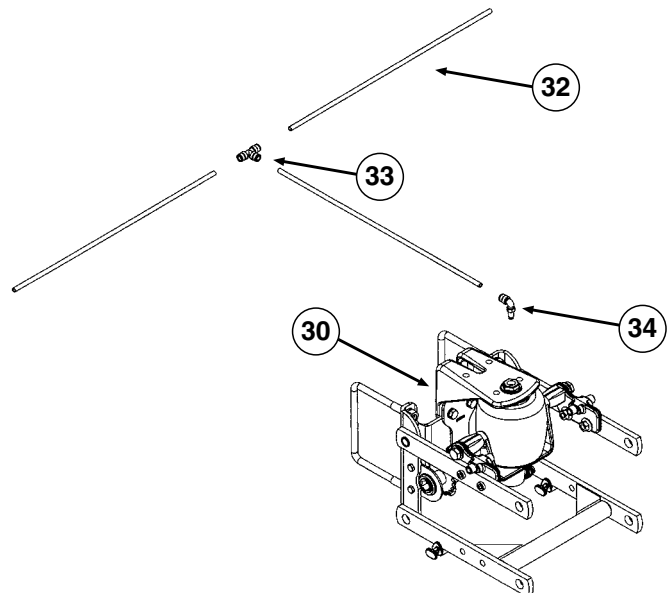
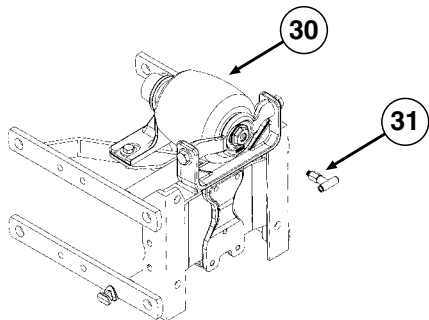
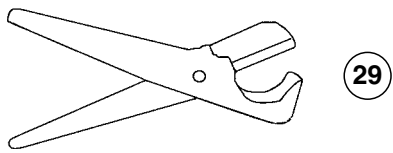
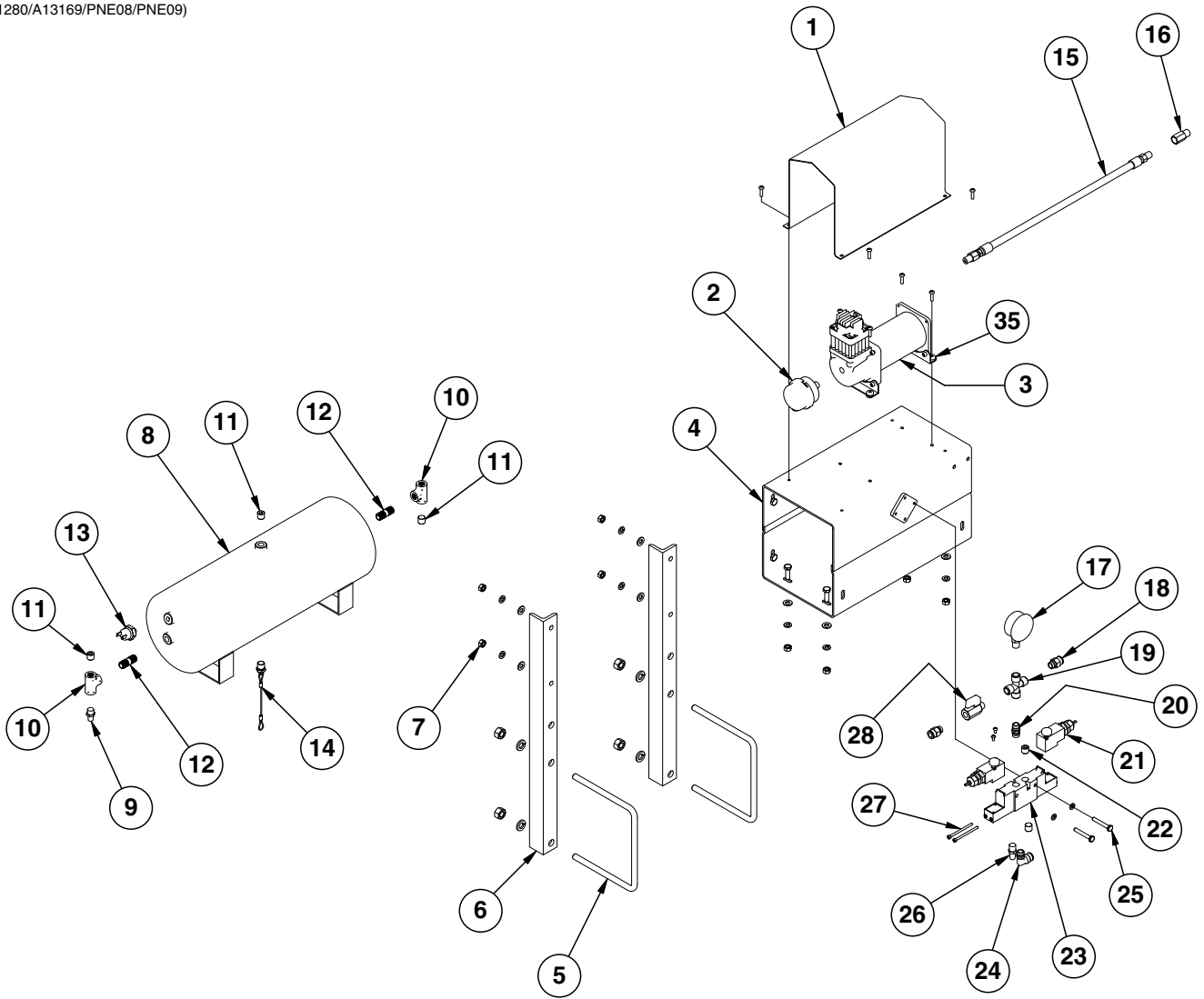
ITEM	PART NO.	QTY.	DESCRIPTION
40	G10017	2	Hex Head Cap Screw, 1/2"-13 x 1 1/2"
	G10228	2	Lock Washer, 1/2"
	G10102	2	Hex Nut, 1/2"-13
41	GD9047	1	Spacer
42	GD16302	-	Reverser Plate
43	GB0259	-	Spacer, 1"
44	G11100	1	Hex Socket Button Head Cap Screw, 1/4"-20 x 1/2", Grade 8
	G10227	1	Lock Washer, 1/4"
	G11453	1	Fender Washer, 1/4"
45	G11078	1	Vinyl Cap
46	G10038	1	Hex Head Cap Screw, 1/2"-13 x 3"
	G10128	-	Machine Bushing, 1/2", 14 Gauge (As Required)
	G10228	1	Lock Washer, 1/2"
	G10102	1	Hex Nut, 1/2"-13
A	G1K378	1	Wrap Spring Wrench Replacement Kit, Gold Collar, R.H. (Items 1, 4, 15, 16, 23, 24, 27, 44, And 45)

(PNE01/MTR27a/ELC27b/MTR45/MTR27t)



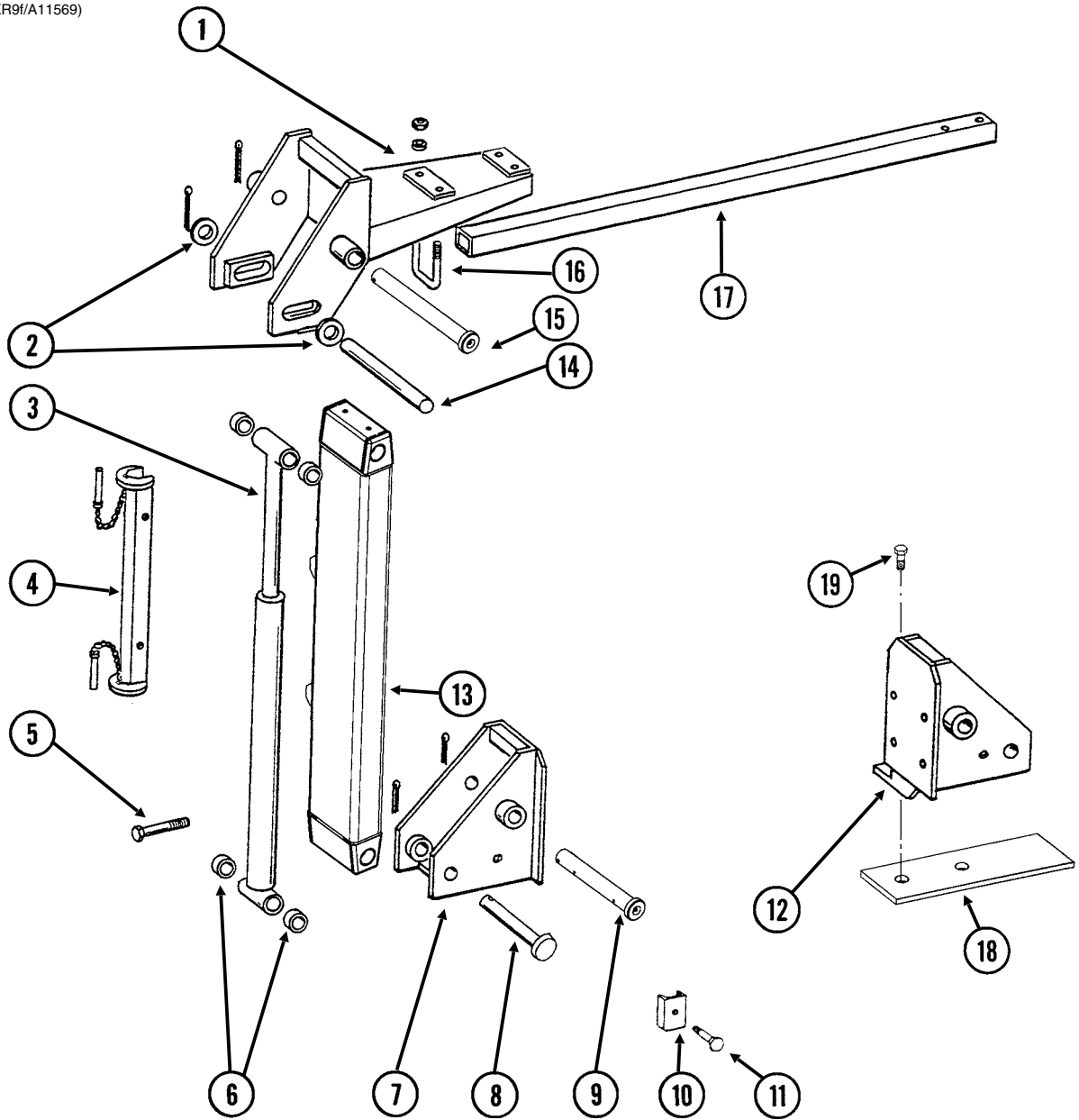
ITEM	PART NO.	QTY.	DESCRIPTION
1	GA7856	2	Power Lead Adapter
2	GA12644	1	Control Console Assembly
3	GA12646	1	Sending Unit
4	GA12645	1	Wiring Harness W/Fuse Holder And Fuse, 206"
	GD14258	-	Fuse Holder
	GD14660	-	Fuse, 2 Amp Delay Action
5	G1K268	-	Console Cable Connector Kit, Includes: (1) 3-Pin Connector, (1) Cable Clamp, (1) Lock Ring, (3) Female Terminal Pins
6	G1K267	-	Console Cable Connector Kit, Includes: (1) 3-Pin Connector, (1) Cable Clamp, (3) Male Terminal Pins
7	GA9963	1	Strain Relief
8	GD18010	1	Tee, 3/8" Tube Union
9	GR1363	1	Hex Face Nut, 1 5/32"-32
10	GA6978	1	Switch, 3 Position Toggle, ON-OFF-ON
11	G1K248	-	3-Pin Female Connector Kit (Black), Includes: (3) 3-Pin Female Housings, (9) Pin Contacts, (9) Seals
12	G1K252	-	3-Pin Male Connector Kit (Black), Includes: (3) 3-Pin Male Housings, (9) Socket Contacts, (9) Seals
13	GA8328	-	4-Pin Female Connector Kit, Includes: (1) 4-Pin Female Housing, (4) Pin Contacts, (4) Seals
14	GA8329	-	4-Pin Male Connector Kit, Includes: (1) 4-Pin Male Housing, (4) Socket Contacts, (4) Seals
15	G1K396	-	6-Pin Female Connector Kit (Black), Includes: (3) 6-Pin Female Housings, (18) Pin Contacts, (18) Seals
16	G1K395	-	6-Pin Male Connector Kit (Black), Includes: (3) 6-Pin Male Housings, (18) Socket Contacts, (18) Seals
17	G1K321	-	2-Pin Female Connector Kit (Black), Includes: (3) 2-Pin Female Housings, (6) Pin Contacts, (6) Seals
18	G1K320	-	2-Pin Male Connector Kit (Black), Includes: (3) 2-Pin Male Housings, (6) Socket Contacts, (6) Seals
19	GA9964	2	Strain Relief
20	GA16391	1	Compressor Harness, 40'
21	GA12812	1	Hall Effect Adapter
22	---	-	See "Pneumatic Down Pressure Air Compressor, Dual Solenoid Assembly, Tubing, and Fittings" on page P85
23	GD17151-06	1	Nylon Tubing, 1/4" O. D. x 1 1/2"
24	GD18796	1	Reducer, 3/8" To 1/4"
25	---	-	See "KPM III Electronic Seed Monitor" on page P107
26	GA12858	1	Wiring Harness, 60'

(IP1280/A13169/PNE08/PNE09)



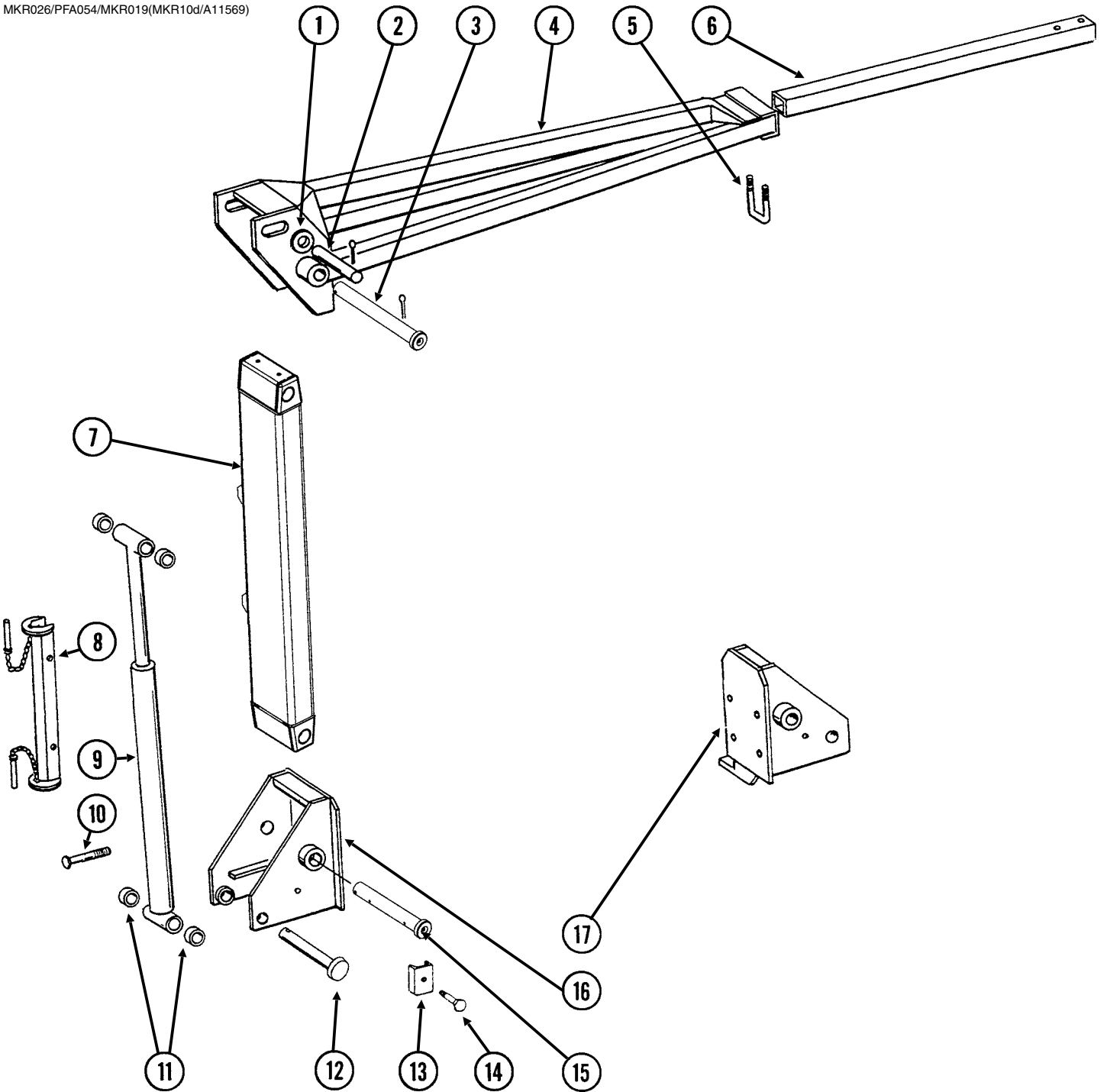
ITEM	PART NO.	QTY.	DESCRIPTION
1	GD18112	1	Cover
	G11066	4	Phillips Pan Head Machine Screw, No. 10-24 x ¾", Stainless Steel
	G10992	4	Serrated Flange Nut, No. 10-24
2	GA14127	1	Filter Assembly
	GR1943	1	Filter
3	GA22273	1	Air Compressor
	G11066	4	Phillips Pan Head Machine Screw, No. 10-24 x ¾", Stainless Steel
	G10992	4	Serrated Flange Nut, No. 10-24
4	GA12358	1	Mount
	G10019	4	Hex Head Cap Screw, ⅝"-18 x 1"
	G10232	4	Lock Washer, ⅝"
	G11386	4	Flat Washer, ⅝" SAE
	G10106	4	Hex Nut, ⅝"-18
5	GD11721	2	U-Bolt, 5" x 7" x ½"-13
	G10228	4	Lock Washer, ½"
	G10102	4	Hex Nut, ½"-13
6	GD18119	2	Compressor Mount
7	G10106	4	Hex Nut, ⅝"-18
	G10232	4	Lock Washer, ⅝"
	G11386	4	Flat Washer, ⅝" SAE
	G10019	4	Hex Head Cap Screw, ⅝"-18 x 1"
8	GA11988	1	Tank, 3 Gallon
9	GA13512	1	Valve Stem, ¼" NPT
10	GD19237	2	Tee, ¼" NPT
11	GD17156	3	Plug, ¼" NPT
12	GD19238	2	Nipple, ¼" NPT
13	GR1778	1	Pressure Switch
14	GA11991	1	Drain, ¼" NPT
15	GR1951	1	Leader Hose without Check Valve
16	GR1921	1	Check Valve
17	GA21405	1	Pressure Gauge
18	GD17141	2	Connector, ¼" Male
19	GD18078	1	Female Cross, ¼" NPT
20	GD17154	1	Connector, ¼" Male
21	GA11994	2	Solenoid
	G11311	4	Slotted Pan Head Machine Screw, M4-.07 x 8mm
22	GD17156	2	Plug, ¼" NPT
23	GA11993	1	Block
24	GD17143	1	Swivel Elbow, ¼" NPT x ⅜"
25	G10040	2	Hex Head Cap Screw, ¼"-20 x 1¾"
	G10227	2	Lock Washer, ¼"
26	GA11997	1	Breather, ¼" NPT
27	GR1952	4	Socket Head Cap Screw, #8-32 x 2"
	GR1953	4	O-Ring
	G10256	4	Lock Washer, No. 8
28	GA11992	1	Shutoff Valve, ¼" NPT
29	GA13169	1	Tube Cutter W/Blade
	GR1843	-	Blade
30	---	-	See "Parallel Arms, Mounting Support Plate, and Pneumatic Down Pressure Package Option" on page P3
31	GD18274	-	Tee, ⅜" x ⅝" NPT Extended, Push Row Unit
32	GD17150-01	-	Nylon Tubing, ⅜" O.D. x 32', 6 Row Pull Row Units
	GD17150-02	-	Nylon Tubing, ⅜" O.D. x 44', 8 Row Pull Row Units
	GD17150-11	-	Nylon Tubing, ⅜" O.D. x 28', 5 Row Push Row Units
	GD17150-10	-	Nylon Tubing, ⅜" O.D. x 40', 7 Row Push Row Units
	GD17150-12	-	Nylon Tubing, ⅜" O.D. x 5', Even-Row Push Row Unit
33	GD18010	-	Tee, ⅜" Tube Union
34	GD18011	-	Elbow, ⅜" x ⅝" NPT Extended
35	GR2233	-	Vibration Isolator Gromet, 4 Pack
A	GA12626	1	Air Compressor Assembly (Items 1-4, 8-14)
B	GA11995	1	Dual Solenoid Assembly (Items 17-19, 21-24, and 26-28)
C	GR1783	-	Valve Seal Kit

MKR025/PFA054(MKR9/A11569)



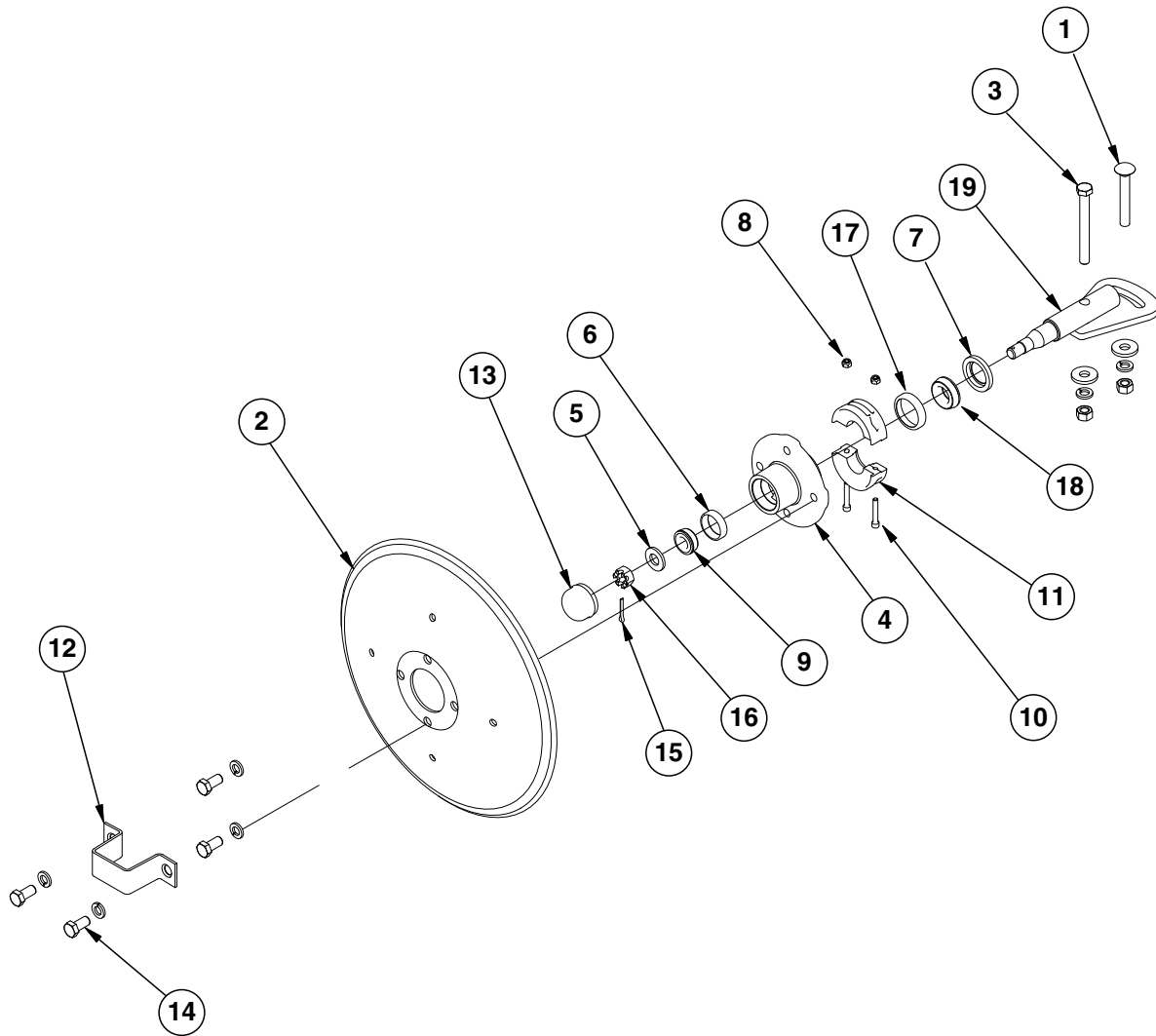
ITEM	PART NO.	QTY. (Per Marker)	DESCRIPTION
1	GA6442	1	Arm, Second Stage, 20"
2	G11396	2	Flat Washer, 1¼" SAE
3	---	-	See "Row Marker Cylinder" on page P99
4	GA5526	1	Safety Lockup W/Detent Pins (Sub GA8170)
	G10536	-	Detent Pin, ½" x 2½" Grip
5	G10008	4	Hex Head Cap Screw, ⅝"-11 x 2"
	G10230	4	Lock Washer, ⅝"
	G11391	4	Flat Washer, ⅝" SAE
	G10104	4	Hex Nut, ⅝"-11
6	GD0752-41	-	Sleeve, 1" (If Applicable)
7	GA6859	1	Mount, L.H.
8	GD15386	1	Pin, 1¼" x 7⅝"
	G10460	1	Cotter Pin, ¼" x 2"
9	GD21143	-	Marker Pin, 1¼" x 9½"
	G10159	-	Washer, 1⅞"
	G11400	-	Retaining Ring, 1¼"
	G10640	-	Grease Fitting, ¼"-28
	G10463	-	Cotter Pin, ¼" x 1½"
10	GD5875	1	Hose Clamp, ⅞" x 2½" x 2"
11	G10003	1	Hex Head Cap Screw, ⅜"-16 x 1½"
	G10108	1	Lock Nut, ⅜"-16
12	GA6858	-	Mount, R.H.
13	GA13762	1	Arm, First Stage
14	GD2161	1	Pin, 1¼" x 8¼"
	G10159	1	Washer, 1⅞"
	G10460	2	Cotter Pin, ¼" x 2"
15	GD21142	-	Marker Pin, 1¼" x 1⅜"
	G10159	-	Washer, 1⅞"
	G11400	-	Retaining Ring, 1¼"
	G10640	-	Grease Fitting, ¼"-28
	G10460	-	Cotter Pin, ¼" x 2"
16	GD2721	2	U-Bolt, 2" x 2" x ½"-13
	G10228	4	Lock Washer, ½"
	G10102	4	Hex Nut, ½"-13
17	GD0453-02	1	Extension Tube, 40"
	GD0453-06	-	Extension Tube, 30" (Used With Interplant Package Option)
	GD0453-05	-	Extension Tube, 55" (L.H. Side Only With Even-Row Push Row Unit)
18	GD13457	1	Extension Plate
19	G10005	2	Hex Head Cap Screw, ⅝"-11 x 1¾"
	G10230	2	Lock Washer, ⅝"
	G10104	2	Hex Nut, ⅝"-11

MKR026/PFA054/MKR019(MKR10d/A11569)



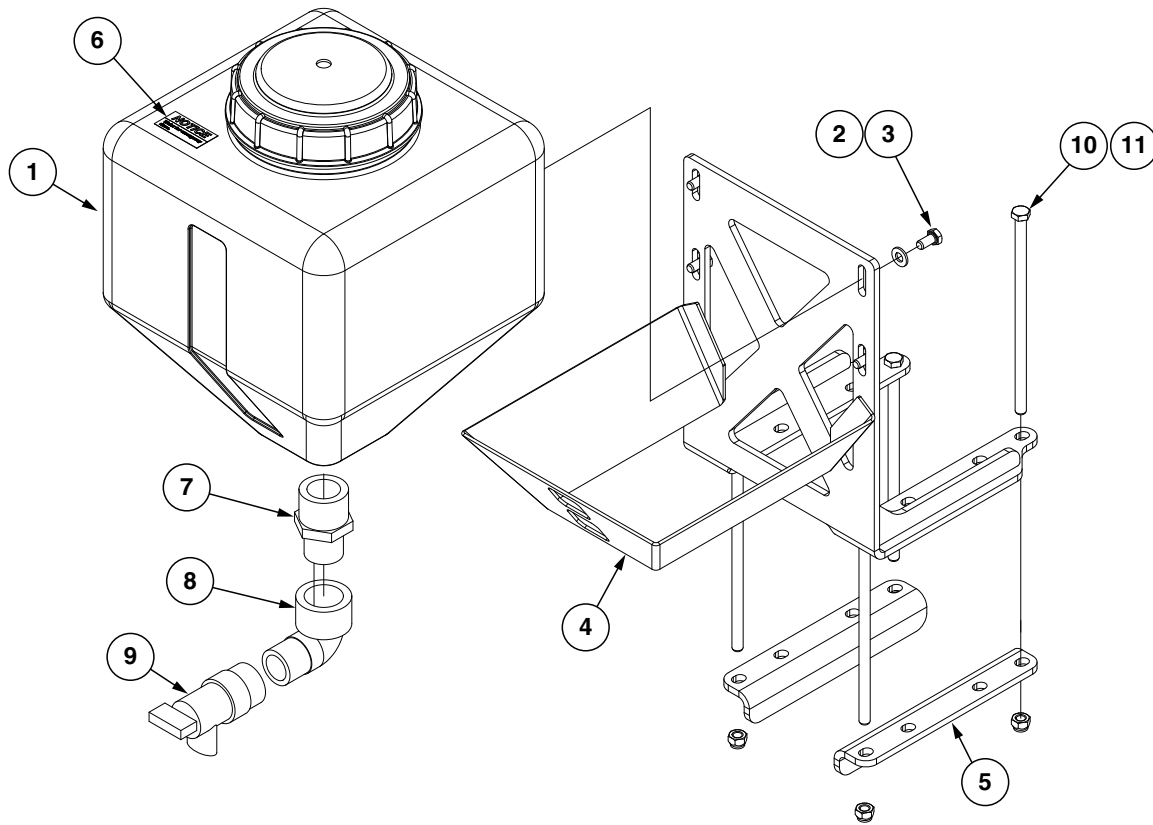
ITEM	PART NO.	QTY. (Per Marker)	DESCRIPTION
1	G11396	2	Flat Washer, 1¼" SAE
2	GD2161	1	Pin, 1¼" x 8¼"
	G10159	-	Washer, 1⅞"
	G10460	2	Cotter Pin, ¼" x 2"
3	GD21142	-	Marker Pin, 1¼" x 1⅜"
	G10159	-	Washer, 1⅞"
	G11400	-	Retaining Ring, 1¼"
	G10640	-	Grease Fitting, ¼"-28
	G10460	-	Cotter Pin, ¼" x 2"
4	GA5188	1	Arm, Second Stage
5	GD2721	1	U-Bolt, 2" x 2" x ½"-13
	G10228	2	Lock Washer, ½"
	G10102	2	Hex Nut, ½"-13
6	GD0453-03	1	Extension Tube, 50"
	GD0453-08	-	Extension Tube, 65" (L.H. Side Only With Even-Row Push Row Unit)
7	GA13762	1	Arm, First Stage
8	GA5526	1	Safety Lockup W/Detent Pins (Sub GA8170)
	G10536	-	Detent Pin, ½" x 2½" Grip
9	---	-	See "Row Marker Cylinder" on page P99
10	G10008	4	Hex Head Cap Screw, ⅝"-11 x 2"
	G10230	4	Lock Washer, ⅝"
	G11391	4	Flat Washer, ⅝" SAE
	G10104	4	Hex Nut, ⅝"-11
11	GD0752-41	-	Sleeve, 1" (If Applicable)
12	GD15386	1	Pin, 1¼" x 7⅝"
	G10460	1	Cotter Pin, ¼" x 2"
13	GD5875	1	Hose Clamp, ⅞" x 2½" x 2"
14	G10003	1	Hex Head Cap Screw, ⅜"-16 x 1½"
	G10229	1	Lock Washer, ⅜"
	G10101	1	Hex Nut, ⅜"-16
15	GD21143	-	Pin W/Grease Fitting, 1¼" x 9½"
	G10159	-	Washer, 1⅞"
	G11400	-	Retaining Ring, 1¼"
	G10640	-	Grease Fitting, ¼"-28
	G10463	-	Cotter Pin, ¼" x 1½"
16	GA6859	1	Mount, L.H.
17	GA6858	-	Mount, R.H.

IP1035aa



ITEM	PART NO.	QTY. (Per Assy.)	DESCRIPTION
1	G10844	1	Carriage Bolt, 1/2"-13 x 3 1/2"
	G10168	2	Machine Bushing, 1/2", 7 Gauge
	G10228	2	Lock Washer, 1/2"
	G10102	2	Hex Nut, 1/2"-13
2	GD0746	1	Disc Blade, Solid, 16" (Shown)
	GD10283	-	Disc Blade, Notched, 16" (Optional)
3	G10045	1	Hex Head Cap Screw, 1/2"-13 x 4 1/2"
	G10168	2	Machine Bushing, 1/2", 7 Gauge
	G10228	2	Lock Washer, 1/2"
	G10102	2	Hex Nut, 1/2"-13
4	GA0167	1	Hub W/Cups, 4 Bolt (Includes Items 6 and 17)
5	G11391	1	Flat Washer, 5/8" SAE
6	GR0151	1	Outer Cup
7	GD21540	1	Grease Seal
8	G10110	2	Lock Nut, 1/4"-20, Grade B
9	GA0257	1	Bearing
10	G11418	2	Hex Socket Head Cap Screw, 1/4" x 1 1/2"
11	GB0554	2	Hub Shield
12	GD2597	1	Retainer
13	GD0840	1	Dust Cap
14	G10722	4	Hex Head Cap Screw, 1/2"-20 x 1"
	G10228	4	Lock Washer, 1/2"
15	G10544	1	Cotter Pin, 5/32" x 1"
16	G10725	1	Slotted Hex Nut, 5/8"-18
17	GR0150	1	Inner Cup
18	GA0245	1	Bearing
19	GA15151	1	Spindle
A	GA13719	-	Hub And Spindle Assembly, (Items 4-19)

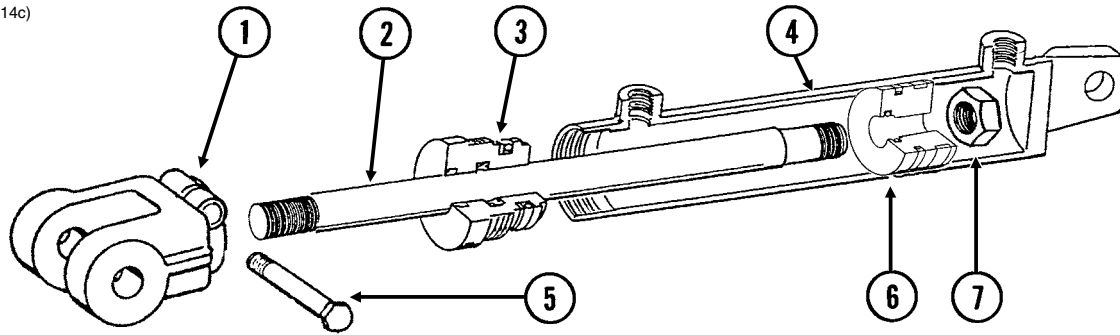
A21003



ITEM	PART NO.	QTY.	DESCRIPTION
1	GD30723	1	4 Gallon Water Tank W/Lid
2	G11386	4	Flat Washer, 5/16" SAE
3	G10018	4	Hex Head Cap Screw, 5/16"-18 x 5/8"
4	GA21002	1	Water Tank Mount
5	GD30221	2	Water Tank Mount Brackets
6	G7100-501	1	Decal, Notice
7	G10727	1	Reducing Nipple, 1-1/4" x 1"
8	G11742	1	1" NPT 90° Elbow
9	GD30722	1	1" NPTF Flush Valve
10	G10686	4	Hex Head Cap Screw, 3/8"-16 x 8"
11	G10108	4	Lock Nut, 3/8"-16

This page left blank intentionally.

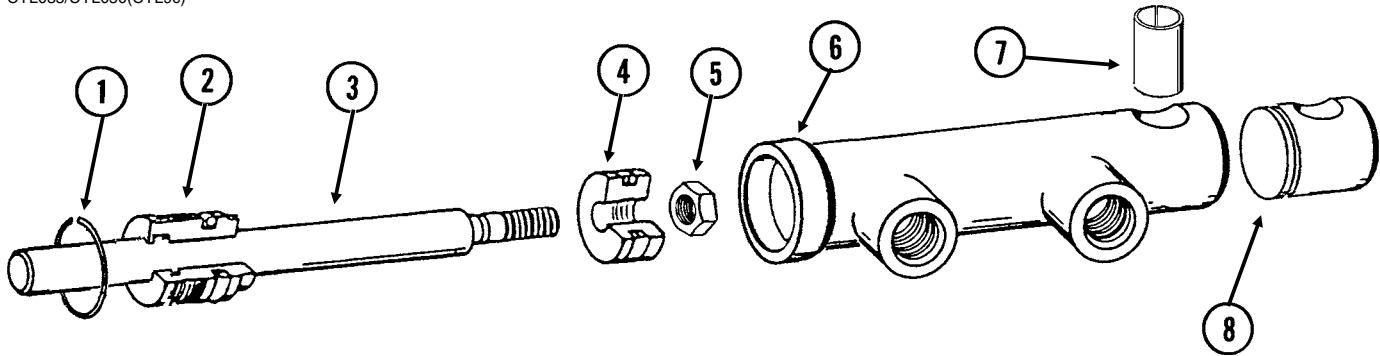
CYL032(CYL14c)



ITEM	PART NO.	QTY. (Per Cylinder)	DESCRIPTION
1	GD11950	1	Clevis
2	GD12501	1	Rod
3	GD11999	1	Gland
4	A6524	1	Barrel (Non-Stock Item)
5	G10939	1	Hex Head Cap Screw, 3/8"-16 x 2 1/4"
	G10108	1	Lock Nut, 3/8"-16
6	GD12502	1	Piston
7	G10958	1	Lock Nut, 1"-14
A	GA8911	-	Cylinder Complete, 3" x 16" <i>(Part Number Stamped On Barrel)</i>
B	GR1526	-	Seal Kit, Includes: (1) Wear Ring, (1) T-Seal, (2) O-Rings, (1) BU Ring, (1) U-Cup, (1) Wiper

Transport Latch Cylinder, All Sizes

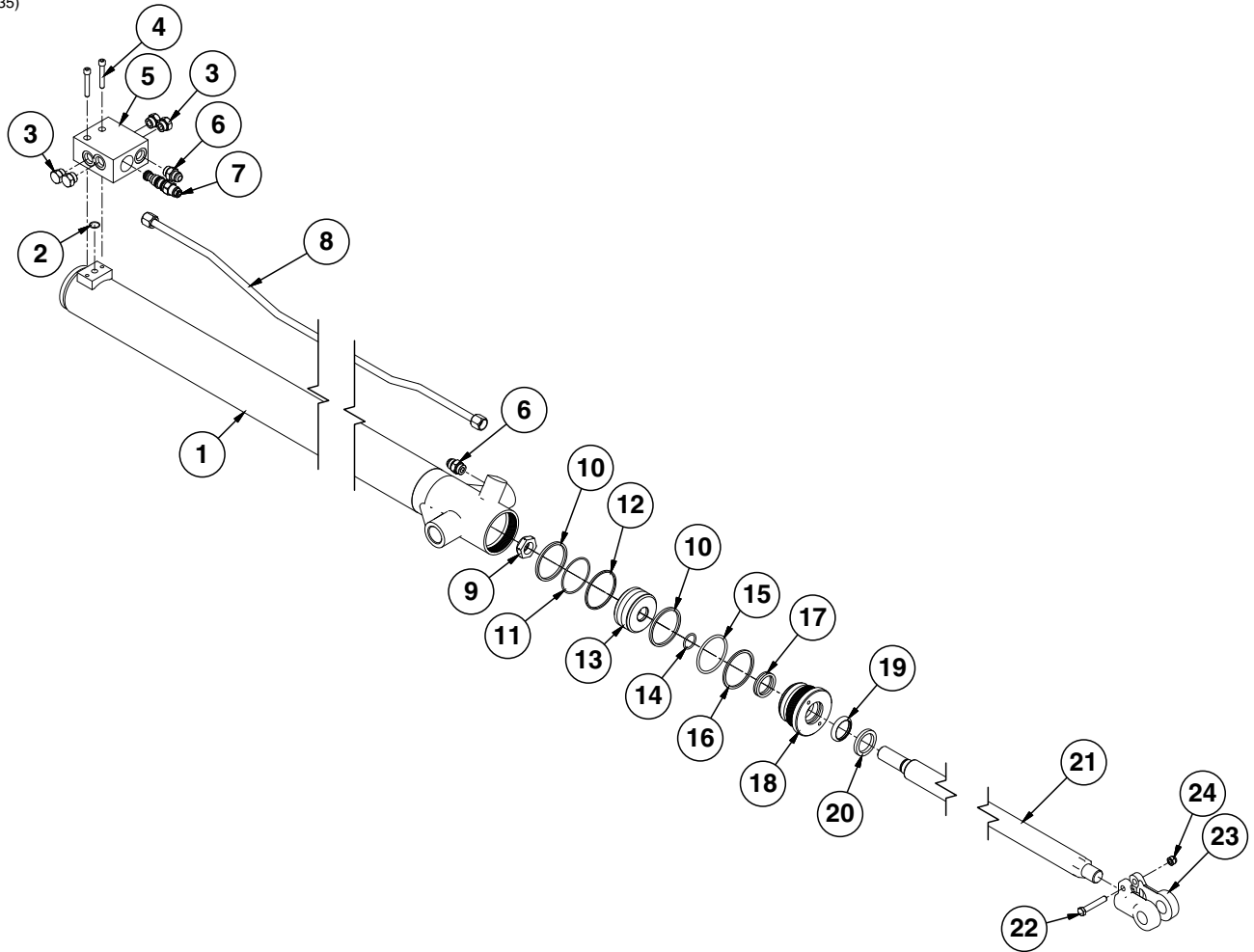
CYL035/CYL050(CYL9c)



ITEM	PART NO.	QTY.	DESCRIPTION
1	G10770	1	Internal Retaining Ring, 1 1/16"
2	GD13170	1	Gland
3	GD13425	1	Rod
4	GD13172	1	Piston
5	GD27232	1	Nylon Lock Nut, 1/2"-20, Grade 8
6	D13426	1	Barrel (Non-Stock Item)
7	GD13400	1	Tension Bushing, 1" x 2" Long
8	GD13173	1	End Cap
A	GA9559	-	Cylinder Complete, 1 1/2" x 2 1/2" <i>(Part Number Stamped On Barrel)</i>
B	GR1598	-	Seal Kit, Includes: (3) O-Rings, (2) BU Rings, (1) Rod Wiper, (1) T-Seal, (1) Bronze Bushing, (1) Seal, (1) U-Cup

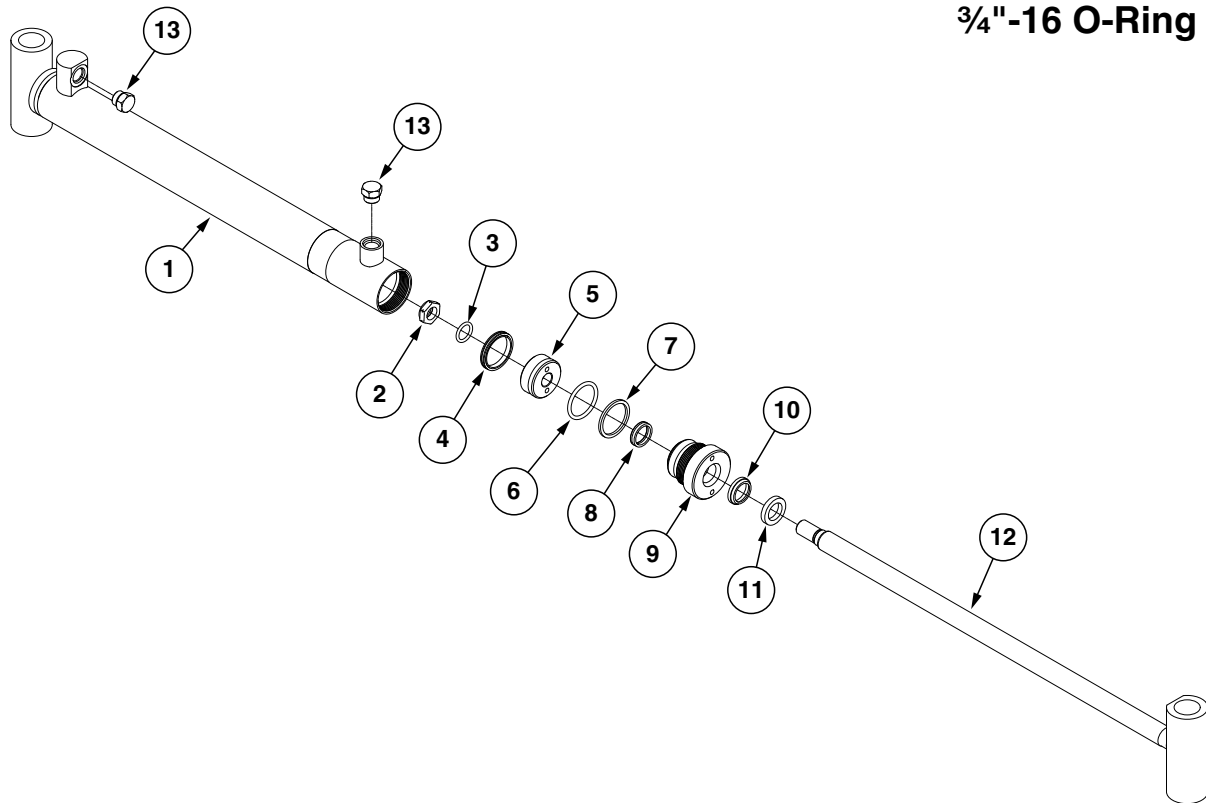
This page left blank intentionally.

(IP1535)



ITEM	PART NO.	QTY. (Per Cylinder)	DESCRIPTION
1	GA8884	1	Barrel
2	GD12239	1	O-Ring, No. 016
3	G6408-08 GR1037	2 -	Plug W/O-Ring, 3/4"-16 O-Ring O-Ring
4	G10932	2	Hex Socket Head Cap Screw, 5/16"-18 x 2", Grade 8
5	GD11579	1	Block
6	G6400-08 GR1037	2 -	Connector W/O-Ring, 3/4"-16 Male JIC To O-Ring O-Ring
7	GA8882 GR1517	1 -	Counter Balance Valve Seal Kit For Counter Balance Valve, Includes: (3) O-Rings, (3) BU Rings
8	GA8888	1	Steel Hydraulic Line, 43 ¹ / ₁₆ "
9	GD27235	1	Nylon Lock Nut, 1"-14, Grade 8
10	GD12050	2	Piston Ring, 3"
11	GD12051	1	Piston Seal, 3"
12	GD12209	1	Energizer Seal, 3"
13	GD30632	1	Piston Cylinder
14	GD29649	1	O-Ring, No. 215
15	GD12202	1	O-Ring, No. 334
16	GD12203	1	BU Ring
17	GD12252	1	U-Cup
18	GD12518	1	Gland
19	GD12206	1	Wiper, 1 1/2"
20	GD12103	1	Ring
21	GD30631	1	Cylinder Rod, 1 1/2"
22	G10939	1	Hex Head Cap Screw, 3/8"-16 x 2 1/4"
23	GD30859	1	Clevis Rod
24	G10108	1	Lock Nut, 3/8"-16
A	GA21487	---	Cylinder Complete, 3" x 48" <i>(Part Number Stamped On Barrel)</i>
B	GR2223	---	Seal Kit (Cylinder), Includes: (1) Wiper, (1) U-Cup, (7) O-Rings, (4) BU Rings, (1) Seal, (1) Seal Expander, (2) Cast Iron Rings

(IP1527) 3/4"-16 O-Ring Ports



ITEM	PART NO.	QTY.	DESCRIPTION
1	A9442	1	Barrel
2	GD27233	1	Nylon Lock Nut, 3/4"-16, Grade 8
3	*D29692	1	O-Ring, No. 211
4	*D12277	1	T-Seal
5	GD29689	1	Piston
6	*D12235	1	O-Ring, No. 326
7	*D12236	1	Back-Up Ring
8	*D12256	1	U-Cup
9	GD12510	1	Gland
10	*D12233	1	Wiper Rod
11	GD12101	1	Ring
12	GA21159	1	Rod
13	G6408-08	2	Plug W/O-Ring, 3/4"-16 O-Ring
	GR1037	-	O-Ring
A	GA21158	-	Cylinder Complete, 2" x 20 ¹ / ₁₆ " (Part Number Stamped On Barrel)
B	GR2229	-	Seal Kit, Includes: (1) Wiper, (2) U-Cup, (3) O-Rings, (1) BU Ring, (1) T-Seal, (1) Instruction Sheet

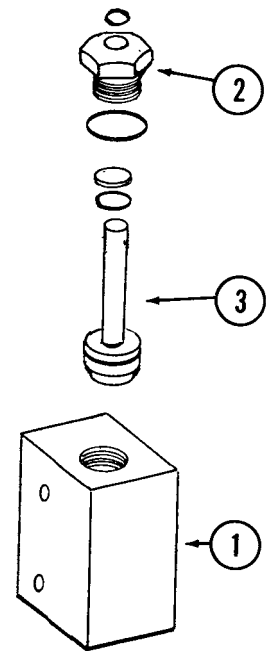
*Item is part of seal kit, item can not be purchased individually.

(TWL55)

ITEM	PART NO.		QTY.	DESCRIPTION
	Style A*	Style B*		
1	---	---	1	Block (Non-Stock Item)
2	GR1281	**	1	Adapter Plug
3	GR1282	GR2193	1	Piston Rod And Poppet Assembly
A	GA6884	GA6884	-	Stroke Limiter Valve Complete
B	GR1289	---	-	Seal Kit, Includes: (2) O-Rings, (1) BU Ring, (1) Seal
C	---	GR2194	-	Seal Kit, Includes: (2) O-Rings, (1) BU Ring, (1) Seal, (1) Adapter Plug

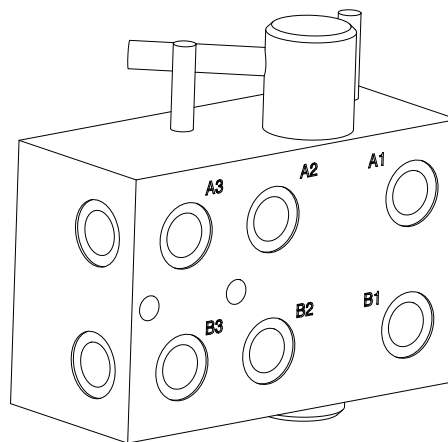
*Style A and B are determined by block color. Style A block will be yellow/zinc in color and manufactured by Shoemaker Inc. Style B block will be black in color and manufactured by Delta Power Company.

**Item is part of seal kit (GR2194), item can not be purchased individually



Selector Valve

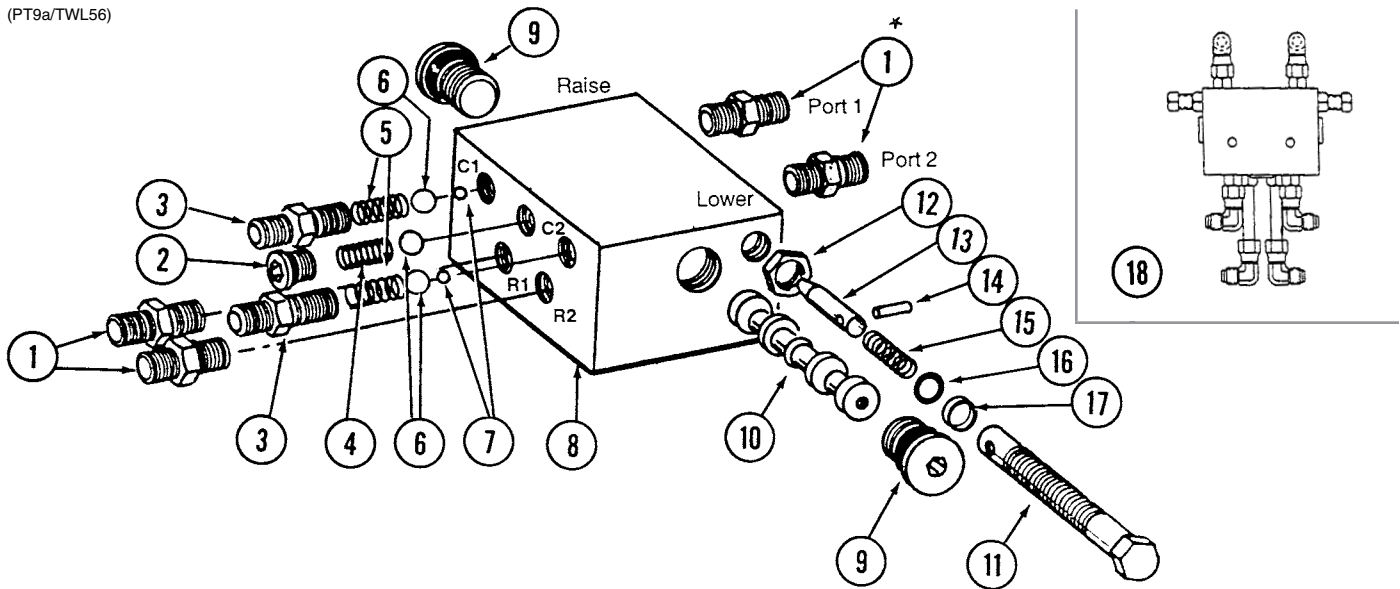
(A6438)



ITEM	PART NO.		QTY.	DESCRIPTION
	Style A*	Style B*		
1	GR1096	GR2195	1	Seal Kit, Includes: (2) Retaining Rings, (2) O-Rings, (2) BU Rings
A	GA6438	GA6438	-	Valve Assembly

*Style A and B are determined by block color. Style A block will be yellow/zinc in color and manufactured by Shoemaker Inc. Style B block will be black in color and manufactured by Delta Power Company.

(PT9a/TWL56)



ITEM	PART NO.		QTY.	DESCRIPTION
	Style A**	Style B**		
1	*G6400-06 GR1045	*G6400-06 GR1045	4 -	Connector W/O-Ring, 1/16"-18 Male JIC To O-Ring O-Ring
2	GR1034 GR1035	***	2 -	Hex Socket Plug W/O-Ring O-Ring
3	GR1032 GR1045	***	2 -	Port Adapter W/O-Ring O-Ring
4	GR1033	***	1	Detent Spring
5	GR1036	***	2	Spring
6	GR1044	***	3	7/16" Check Ball
7	GR1043	***	2	1/4" Steel Ball
8	---	---	1	Valve Body (Non-Stock Item)
9	GR1047 GR1037	GR1047 GR1037	2 -	Hex Socket Plug W/O-Ring O-Ring
10	---	---	-	Spool (Non-Stock Item)
11	GR1042	****	2	Adjustment Screw
12	GR1048	****	2	Hex Jam Nut, 1/2"-20
13	GR1038	****	2	Needle
14	GR1039	****	2	Spring Pin
15	GR1046	****	2	Compression Spring
16	GR1040	****	2	O-Ring
17	GR1041	****	2	Teflon BU Ring
18	---	---	-	See "Planter Hydraulic System" on page P103
A	GA5552	GA5552	-	Valve Assembly Complete (Items 1-17)
B	GA5572	GA20822	-	Flow Control Assembly Portion Only (Items 11-17)
C	---	GR2203	-	Detent Kit, Includes: (2) Hex Socket Plug W/O-Ring, (2) Port Adapter W/O-Ring, (1) Detent Spring, (2) Spring, (3) Check Ball, (2) Steel Ball

*Not used.

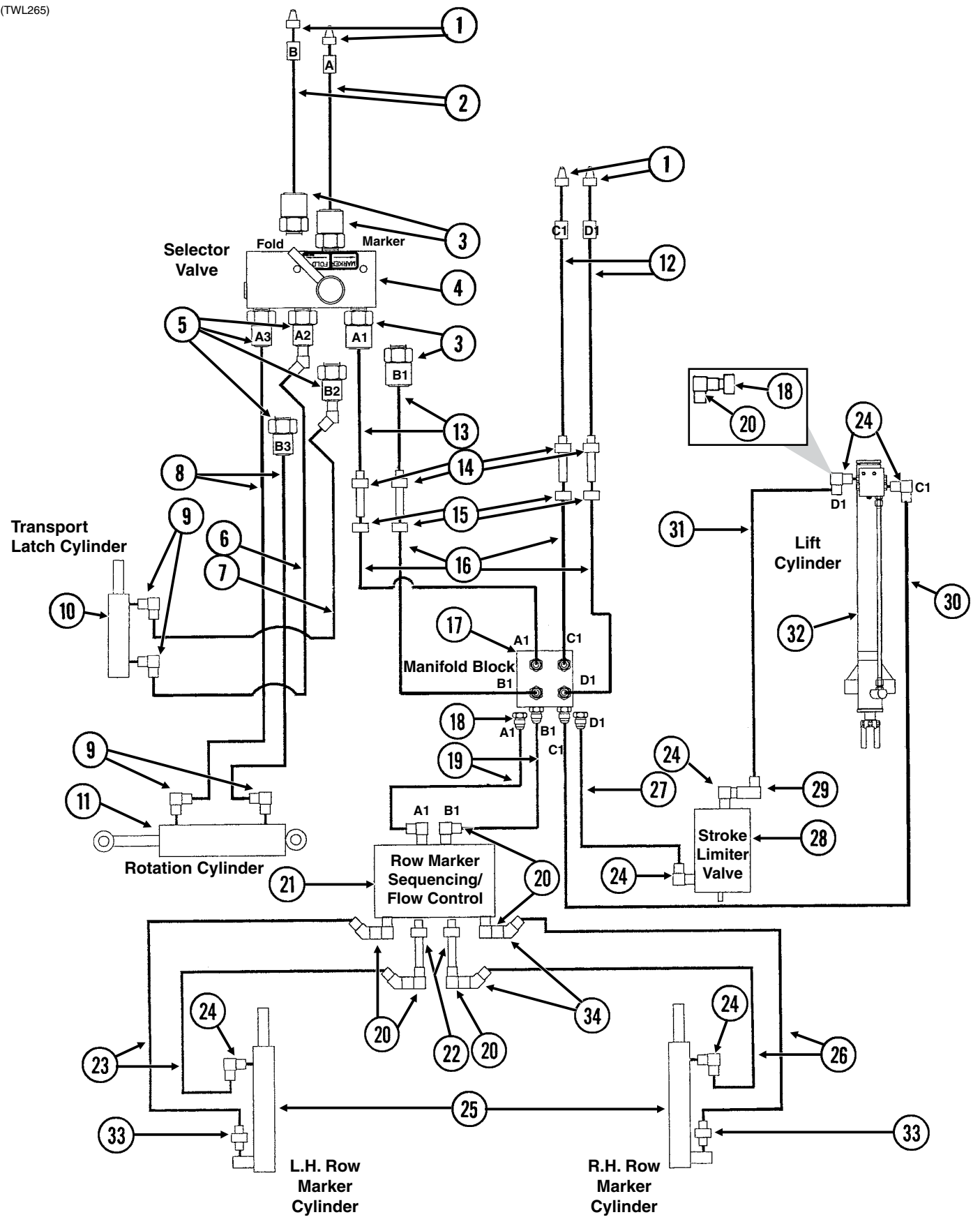
**Style A and B are determined by block color. Style A block will be yellow/zinc in color and manufactured by Shoemaker Inc. Style B block will be black in color and manufactured by Delta Power Company.

***Item is part of detent kit (GR2203), item can not be purchased individually

****Item is part of seal kit (GA20822), item can not be purchased individually.

This page left blank intentionally.

(TWL265)



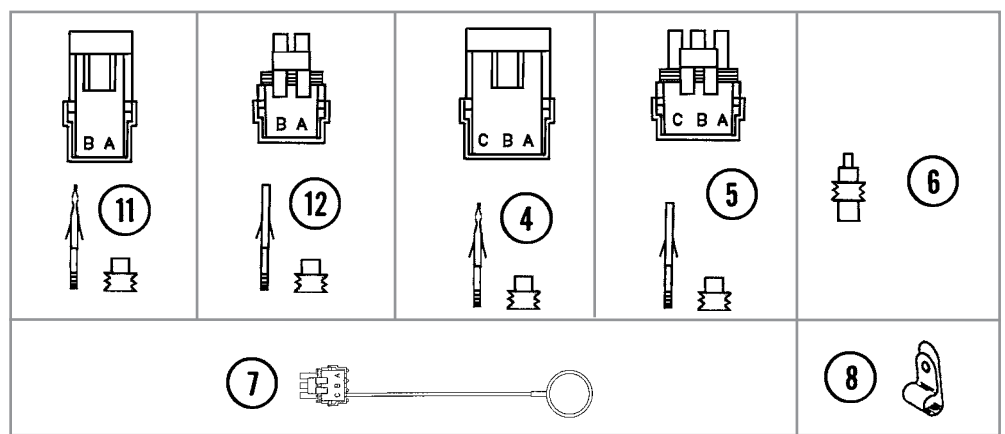
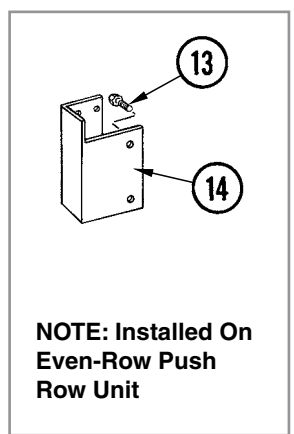
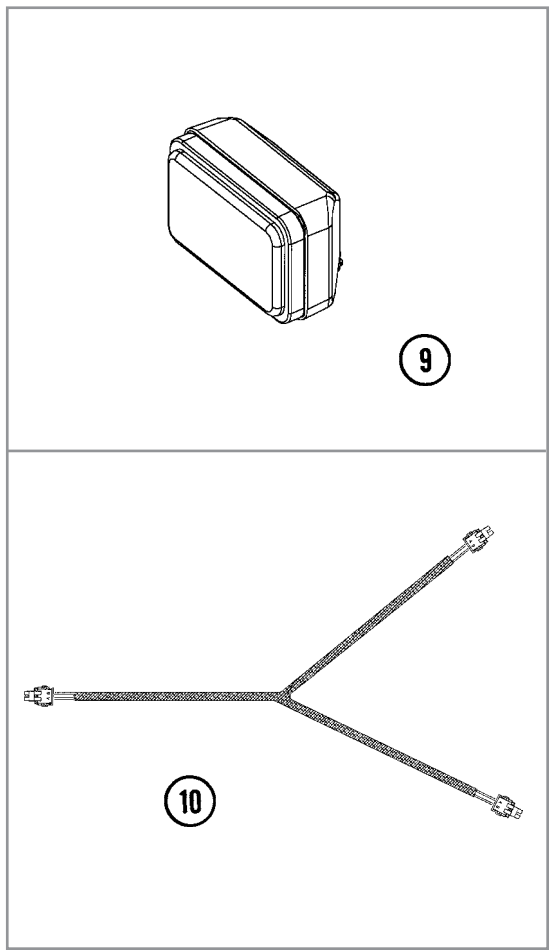
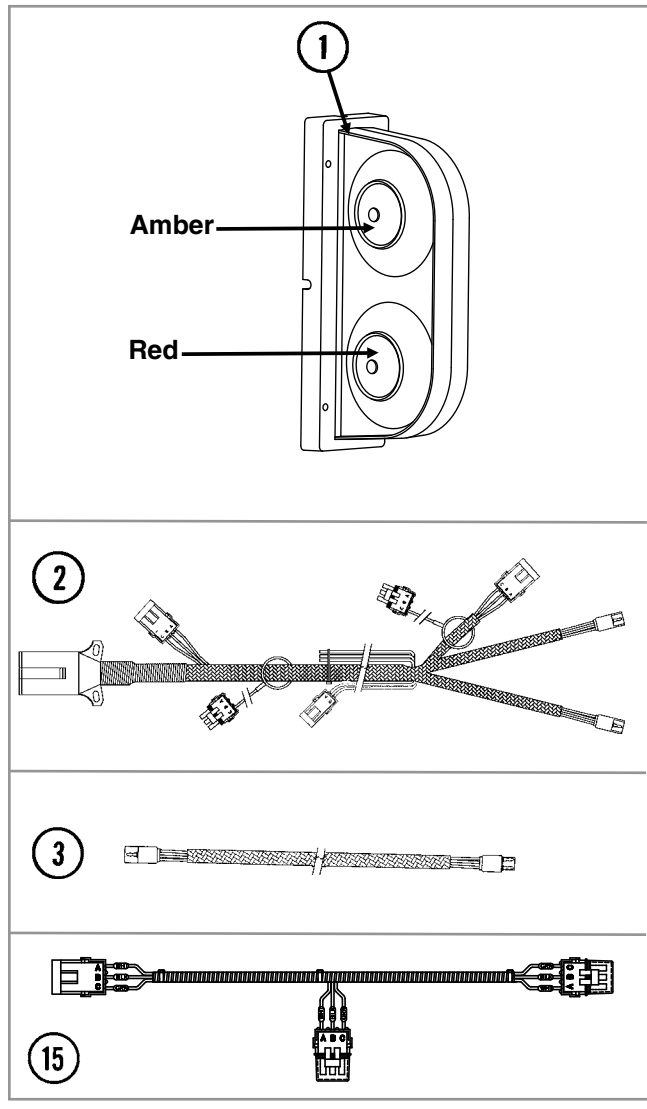
ITEM	PART NO.	QTY.	DESCRIPTION
1	GD4086	4	ISO Coupler
2	*A15008	2	Hose Assembly, 3/8" x 114"
3	G6400-08-06 GR1045	4 -	Connector W/O-Ring, 3/4"-16 Male JIC To 9/16"-18 O-Ring O-Ring
4	---	-	See "Selector Valve" on page P100
5	G6400-06 GR1045	4 -	Connector W/O-Ring, 9/16"-18 Male JIC To O-Ring O-Ring
6	*A1153 *A1194	1 -	Hose Assembly, 1/4" x 56", 6 Row 30" Hose Assembly, 1/4" x 30", 8 Row 30"
7	*A1141 *A1195	1 -	Hose Assembly, 1/4" x 62", 6 Row 30" Hose Assembly, 1/4" x 34", 8 Row 30"
8	*A1109	2	Hose Assembly, 1/4" x 145"
9	G6801-06-08 GR1037	4 -	Elbow W/O-Ring, 90°, 9/16"-18 Male JIC To 3/4"-16 O-Ring O-Ring
10	---	-	See "Transport Latch Cylinder, All Sizes" on page P95
11	---	-	See "Rotation Cylinder" on page P95
12	*A15007	2	Hose Assembly, 3/8" x 272"
13	*A1026	2	Hose Assembly, 3/8" x 152"
14	G2700-08	4	Bulkhead Tube Union, 3/4"-16 Male JIC
15	G306-08	4	Lock Nut, 3/4"-16
16	*A1021	4	Hose Assembly, 3/8" x 56"
17	---	-	See "Frame Assembly" on page P71
18	G6400-08 GR1037	8 -	Connector W/O-Ring, 3/4"-16 Male JIC To O-Ring O-Ring
19	*A1002	2	Hose Assembly, 3/8" x 20"
20	G6500-08-06	6	Swivel Elbow, 90°, 3/4"-16 Male JIC To 9/16"-18 Female
21	---	-	See "Row Marker Sequencing/Flow Control Valve" on page P101
22	G6400-L-06 GR1045	2 -	Long Connector W/O-Ring, 9/16"-18 Male JIC To O-Ring O-Ring
23	*A3115 *A1078	2 -	Hose Assembly, 3/8" x 146", 6 Row 30" Hose Assembly, 3/8" x 174", 8 Row 30"
24	G6801-08 GR1037	6 -	Elbow W/O-Ring, 90°, 3/4"-16 Male JIC To O-Ring O-Ring
25	---	-	See "Row Marker Cylinder" on page P99
26	*A1041 *A1090	2 -	Hose Assembly, 3/8" x 130", 6 Row 30" Hose Assembly, 3/8" x 162", 8 Row 30"
27	*A1076	1	Hose Assembly, 3/8" x 30"
28	---	-	See "Stroke Limiter Valve" on page P100 and See "Frame Assembly" on page P71
29	G6500-08	1	Swivel Elbow, 90°, 3/4"-16 Male JIC To Female
30	*A1055	3	Hose Assembly, 3/8" x 66"
31	*A1018	1	Hose Assembly, 3/8" x 40"
32	---	-	See "Lift Cylinder" on page P97
33	G6400-08 GR1037 G6400-08-04 GR1465	2 - 2 -	Connector W/O-Ring, 3/4"-16 Male JIC To O-Ring O-Ring Connector W/O-Ring, 3/4"-16 Male JIC To 7/16"-20 O-Ring O-Ring
34	G6502-08	4	Swivel Elbow, 45°, 3/4"-16 Male JIC To Female

* Hydraulic hose is not stocked by Kinze Repair Parts, but can be made available on a special order basis. Call for quote.

(TWL23/A9152a/ELC38/MTR27i/MTR27a/ELC8/ELC39/A9689/A10924)

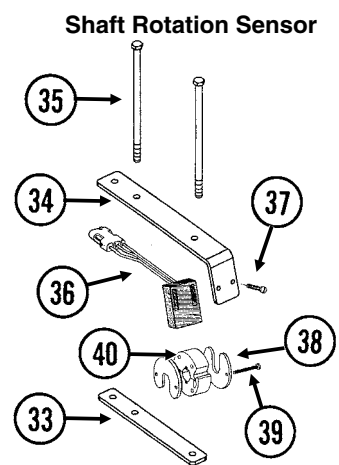
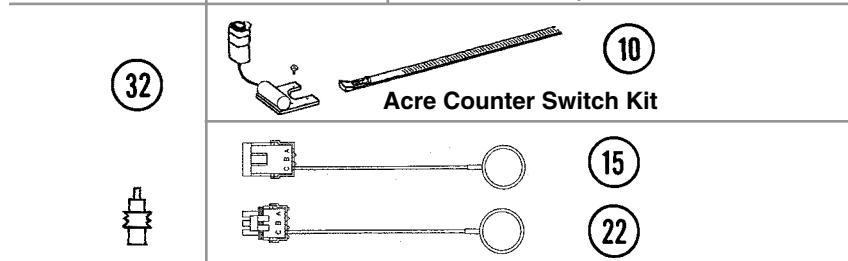
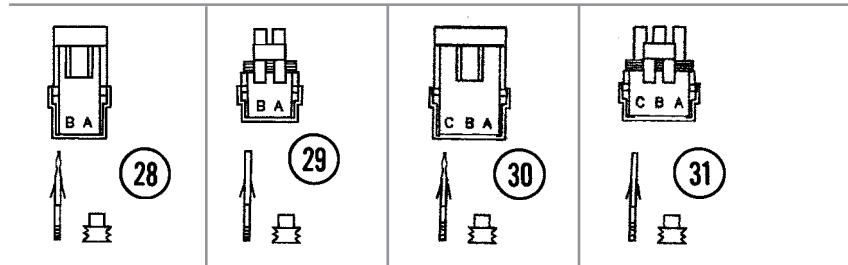
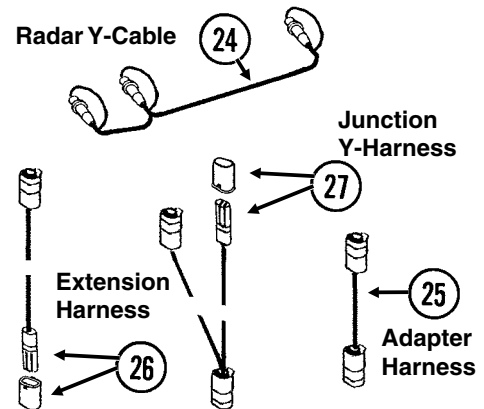
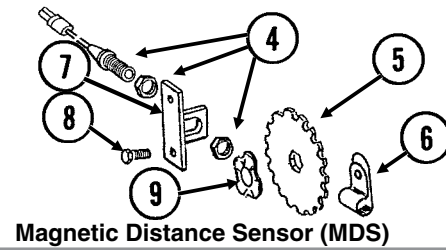
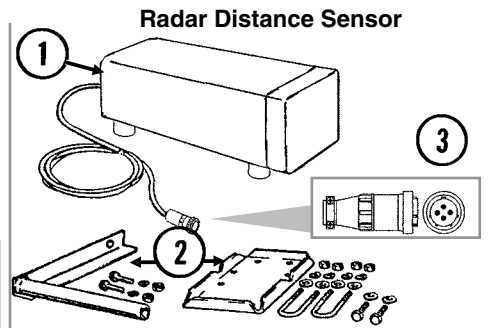
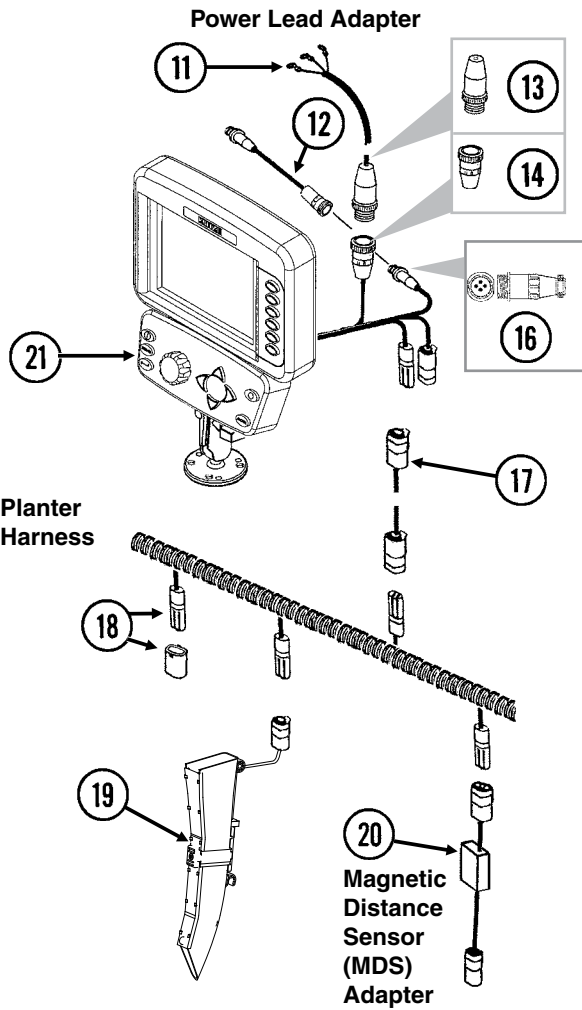
[See "Digital Vacuum Gauge, Analog Vacuum Gauge, and Vacuum Fan Assembly" on page P51 for vacuum gauge electrical components.](#)

[See "Frame Assembly" on page P71 for light brackets.](#)



ITEM	PART NO.	QTY.	DESCRIPTION
1	GA6699	1	Double Light Assembly
	GA6700	1	Double Light Assembly (Shown)
	GR1956	-	Amber Lens Kit, Includes: (1) Amber Lens, (1) Gasket, and (3) Hex Head Cap Screws
	GR1957	-	Red Lens Kit, Includes: (1) Red Lens, (1) Gasket, and (3) Hex Head Cap Screws
	GR1958	-	Black Cover Kit, Includes: (1) Black Cover, (1) Gasket, and (3) Hex Head Cap Screws
	GR1208	-	Bulb
2	GA9152	-	Wiring Harness W/7 Terminal Female Connector, 516" (2 Light Connections), 6 Row 30"
	GA9153	-	Wiring Harness W/7 Terminal Female Connector, 564" (2 Light Connections), 8 Row 30"
	GA5385	-	7 Terminal Female Connector
3	GA9096	2	Harness Extension, 42"
4	G1K248	-	3-Pin Female Connector Kit (Black), Includes: (3) 3-Pin Female Housings, (9) Pin Contacts, (9) Seals
5	G1K252	-	3-Pin Male Connector Kit (Black), Includes: (3) 3-Pin Male Housings, (9) Socket Contacts, (9) Seals
6	GD11089	-	Sealing Plug
7	GA8047	-	Dust Plug (Black)
8	GD6291	1-2	Insulated Clamp, 3/8"
	GD22965	-	Insulated Clamp, 1/4"
	G11091	-	Serrated Flange Nut, 3/8"-16
9	GA15101	2	Work Light Assembly
	GR1981	-	Bulb H3-55W
10	GA10924	1	Wiring Harness, 348"
11	G1K321	-	2-Pin Female Connector Kit (Black), Includes: (3) 2-Pin Female Housings, (6) Pin Contacts, (6) Seals
12	G1K320	-	2-Pin Male Connector Kit (Black), Includes: (3) 2-Pin Male Housings, (6) Socket Contacts, (6) Seals
13	G10001	2	Hex Head Cap Screw, 3/8"-16 x 1"
	G10229	2	Lock Washer, 3/8"
	G10101	2	Hex Nut, 3/8"-16
14	GD12703	1	Push Row Unit Light Bracket
15	GA13551	-	Tee Junction Harness

(MTR58)



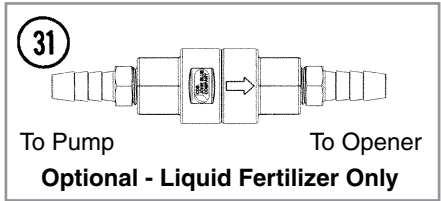
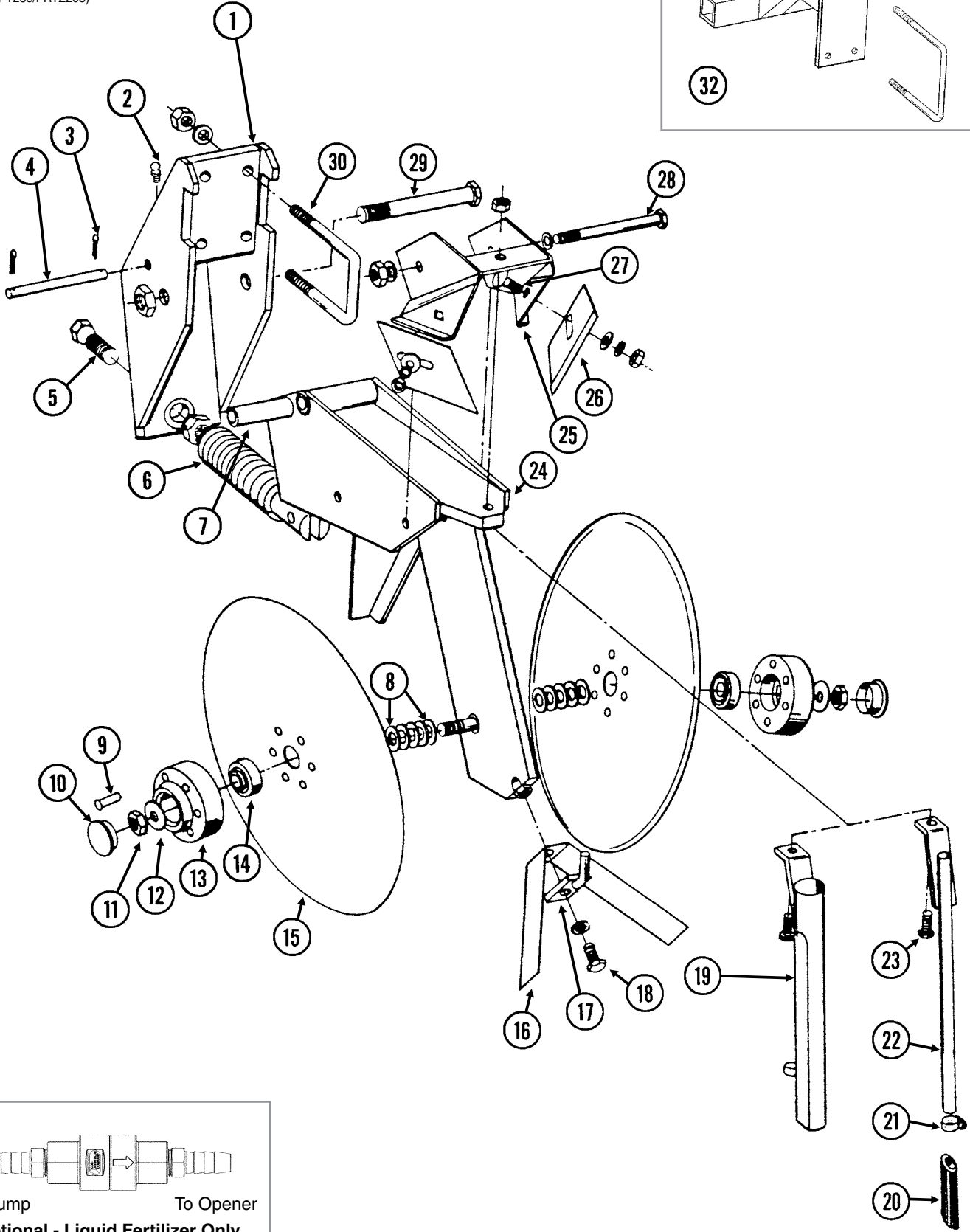
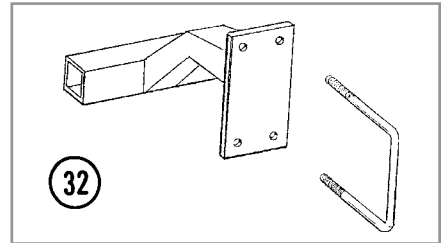
ITEM	PART NO.	QTY.	DESCRIPTION
1	GA7858	-	Radar Distance Sensor W/20' Cable
2	GA8026	-	Radar Sensor Pipe/Mounting Bracket Package
3	G1K323	-	4-Pin Connector Kit W/Female Housing, Includes: (4) Pins And (1) Cable Clamp
4	GA5600	1	Magnetic Distance Sensor
5	GD8751	-	Magnetic Distance Sensor Pulse Wheel
6	GD13348	-	Insulated Clamp, 1 ¹ / ₁₆ "
7	GD8770	1	Bracket
8	G10001	2	Hex Head Cap Screw, 3/8"-16 x 1"
	G10229	2	Lock Washer, 3/8"
	G10101	2	Hex Nut, 3/8"-16
9	GD8771	1	Spring Wave Washer
10	G1K249	-	Acre Counter Switch Kit
11	GA17547	1	Power Adapter Cable
12	GA9144	-	Monitor/Radar Adapter Cable, 10"
13	G1K267	-	Console Cable Connector Kit, Includes: (1) Cable Clamp, (1) 3-Pin Connector, (3) Male Terminal Pins
14	G1K268	-	Console Cable Connector Kit, Includes: (1) Cable Clamp, (1) 3-Pin Connector, (1) Lock Ring, (3) Female Terminal Pins
15	GA8046	-	Dust Plug (Black)
	GA9978	-	Dust Plug (Blue)
16	G1K322	-	4-Pin Connector Kit W/Male Housing, Includes: (4) Female Socket Contacts And (1) Cable Clamp
17	---	-	Included In Light Wiring Harness, See Item 2, page P105
18	GA8021	-	Planter Harness W/Dust Caps, 4 Row (7 Connectors)
	GA8022	-	Planter Harness W/Dust Caps, 6 Row (9 Connectors) (6 Row Mechanical)
	GA7850	-	Planter Harness W/Dust Caps, 8 Row (12 Connectors)
	GD11993	-	(6 Row Vacuum and 8 Row Mechanical/Vacuum) Dust Cap
19	GA21515	-	Seed Tube W/Computerized Sensor
	GA20902	-	Seed Tube (With Holes For Sensor Installation)
20	GA7859	1	Magnetic Distance Sensor Adapter (Analog To Digital)
21	8647x	1	KPM III Backlit Console W/Brush (Item 23), Dust Plug (Item 22), Console Mounting Bracket Hardware And Power Harness
	GA12403	-	Mounting Bracket Assembly, Includes: (2) Mounting Brackets, (2) Connector Halves, (1) Compression Spring, (1) Tension Knob, (1) 1/4"-20 x 1 3/4" Hex Head Cap Screw, (1) 1/4" Plastic Washer, (1) 1/4" Steel Washer
	GR1762	-	Console Mounting Bracket Hardware Package, Includes: (3) No. 10-32 x 5/8" Hex Socket Pan Head Plated Screws, (3) 1/4" Plated Lock Washers
	GA16082	-	KPM III Console Power Harness
22	GA8047	-	Dust Plug (Black)
	GA9978	-	Dust Plug (Blue)
23	GR0594	-	Brush
24	GR0586	1	Radar Y-Cable (Used To Connect Radar Distance Sensor For Multiple Functions)
25	GA7857	-	Adapter Harness, 1'
26	GA7854	-	Extension Harness W/Dust Cap, 15'
	GA7855	-	Extension Harness W/Dust Cap, 30'
	GD11993	-	Dust Cap
27	GA7853	-	Junction Y-Harness W/Dust Cap
	GD11993	-	Dust Cap
28	G1K321	-	2-Pin Female Connector Kit (Black), Includes: (3) 2-Pin Female Housings, (6) Pin Contacts, (6) Seals

Continued on the next page.

ITEM	PART NO.	QTY.	DESCRIPTION
29	G1K320	-	2-Pin Male Connector Kit (Black), Includes: (3) 2-Pin Male Housings, (6) Socket Contacts, (6) Seals
30	G1K248	-	3-Pin Female Connector Kit (Black), Includes: (3) 3-Pin Female Housings, (9) Pin Contacts, (9) Seals
	G1K362	-	3-Pin Female Connector Kit (Blue), Includes: (3) 3-Pin Female Housings, (9) Pin Contacts, (9) Seals
31	G1K252	-	3-Pin Male Connector Kit (Black), Includes: (3) 3-Pin Male Housings, (9) Socket Contacts, (9) Seals
	G1K363	-	3-Pin Male Connector Kit (Blue), Includes: (3) 3-Pin Male Housings, (9) Socket Contacts, (9) Seals
32	GD11089	-	Sealing Plug
33	GD18168	2	Mount
34	GD18118	2	Shaft Sensor Mount
35	G10686	4	Hex Head Cap Screw, 3/8"-16 x 8"
	G10229	4	Lock Washer, 3/8"
	G10101	4	Hex Nut, 3/8"-16
36	GR1415	1	Rotation Sensor
37	G11288	2	Pan Head Screw, No. 10-32 x 1 1/4"
	G10243	2	Washer, No. 10 SAE
	G10758	2	Hex Nut, No. 10-32
38	GD11474	2	Cover
39	G10927	2	Pan Head Machine Screw, No. 8-32 x 1 1/4", Stainless Steel
	G10931	2	Lock Washer, No. 8, Internal/External, Stainless Steel
	G10928	2	Hex Nut, No. 8-32, Stainless Steel
40	GR1414	1	Actuator
A	GA6147	-	Magnetic Distance Sensor And Mounting Package (Items 4-9)
B	GR1763	-	KPM III Loaner (Display Only)
C	GA13521	-	Shaft Sensor Mounting Package (Items 33-35 and 37-39)
D	GA8135	-	Shaft Rotation Kit, Includes: (2) Actuators (2) Rotation Sensors

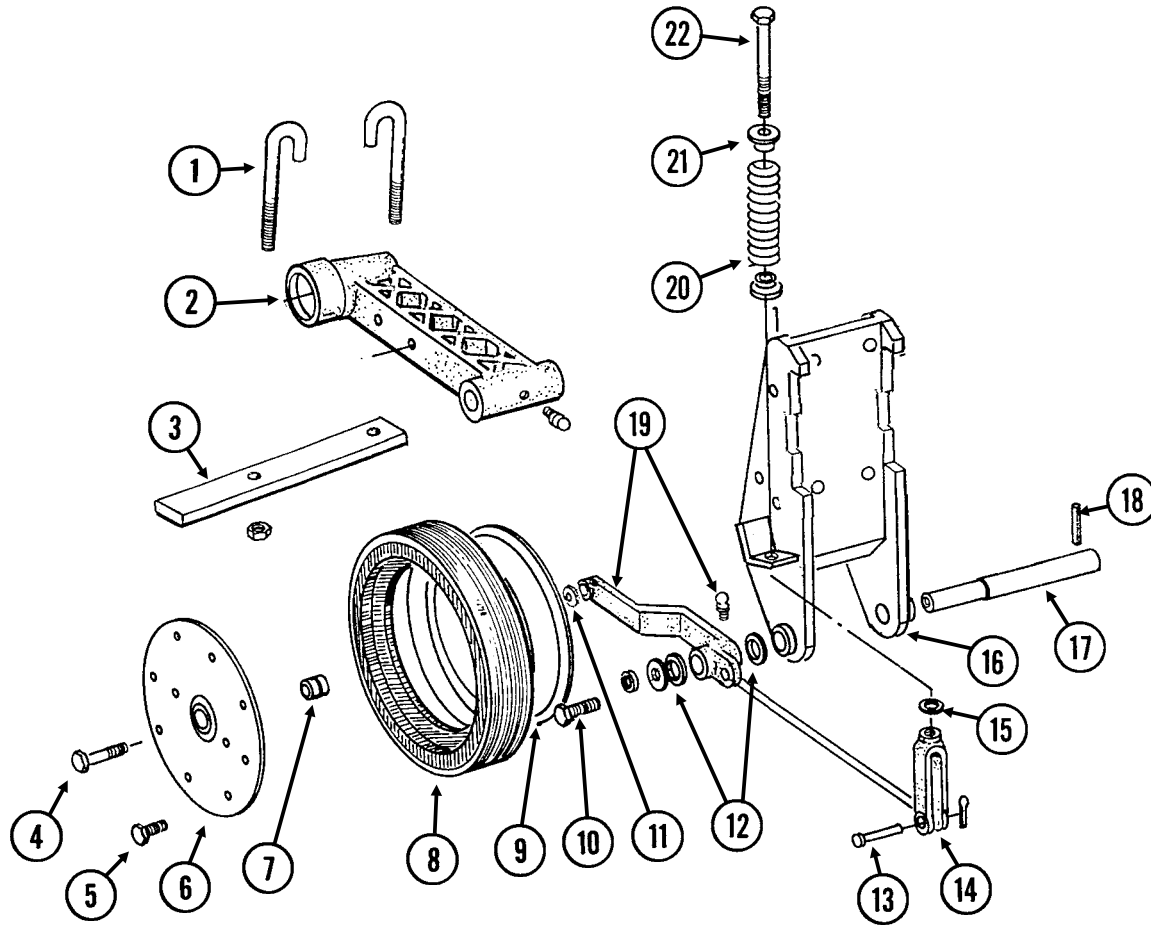
This page left blank intentionally.

FOC007(PT25e/FRTZ208)



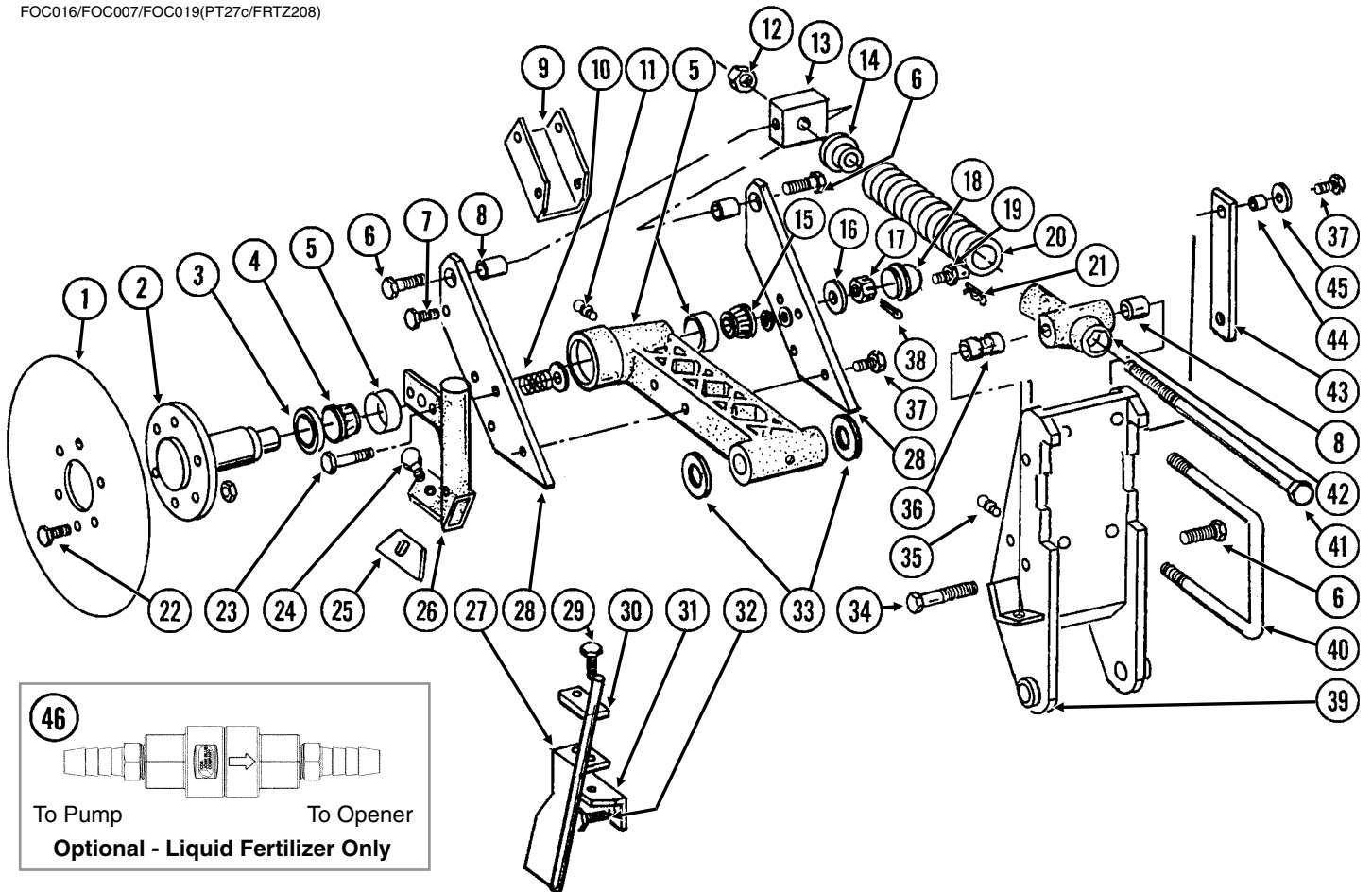
ITEM	PART NO.	QTY. (Per Assy.)	DESCRIPTION
1	GA8483	1	Bracket
2	G10938	1	Grease Fitting, 1/4"-28, Taper Threads
3	G10451	2	Cotter Pin, 1/8" x 1"
4	GD1657	1	Lockup Pin
5	GD0962	1	Hex Head Adjusting Bolt, 5/8"-18 x 3/4"
	G10499	1	Hex Jam Nut, 5/8"-18, Grade 2
6	GA0328	1	Spring
7	GD0487	1	Bushing, 4 1/64" I.D. x 3 1/2" Long
8	GD30725	-	Machine Bushing, 5/8" (.030" Thick)
9	G10542	12	Rivet, 1/4" x 1 5/16"
10	GD1132	2	Dust Cap
11	G10503	1	Hex Jam Nut, 5/8"-11, Grade 2
	G10504	1	Hex Jam Nut, 5/8"-11, L.H. Threads, Grade 2
12	G10204	2	Special Machine Bushing, 5/8" x 1" O.D.
13	GB0134	2	Hub
14	GA2014	2	Bearing
15	GD11306	2	Disc Blade, 3.5 mm x 15"
16	GD2589	1	Inner Scraper
17	GA0312	1	Mount
18	G10019	1	Hex Head Cap Screw, 5/16"-18 x 1"
	G10232	1	Lock Washer, 5/16"
19	GA1369	-	Drop Tube, Dry Fertilizer
20	GD11705	-	Extension
21	G10681	-	Hose Clamp, No. 6
22	GA8685	-	Drop Tube, Liquid Fertilizer
23	G10133	1	Hex Head Cap Screw, 5/16"-18 x 1 1/2"
	G11386	-	Flat Washer, 5/16" SAE
	G10109	1	Lock Nut, 5/16"-18, Grade 8
24	GA9195	1	Shank
25	GA0810	1	Scraper Mount
26	GD1673	2	Scraper
27	G10305	2	Carriage Bolt, 3/8"-16 x 1"
	G11387	2	Flat Washer, 3/8" SAE
	G10229	2	Lock Washer, 3/8"
	G10101	2	Hex Nut, 3/8"-16
28	G10045	1	Hex Head Cap Screw, 1/2"-13 x 4 1/2"
	G10111	1	Lock Nut, 1/2"-13
29	G10046	1	Hex Head Cap Screw, 5/8"-11 x 5"
	G10107	1	Lock Nut, 5/8"-11
30	GD1138	2	U-Bolt, 2 1/2" x 2 1/2" x 1/2"-13
	G11389	4	Flat Washer, 1/2" Plated SAE
	G10111	4	Lock Nut, 1/2"-13
31	GA15416	1	Check Valve Assembly
	GA15415	1	Check Valve
	G11436	2	Hose Barb, 1/4" Male NPT To 3/8" Barb
32	GA7135	-	Mount W/U-Bolts (One Per Opener)
	GD1113	-	U-Bolt, 5" x 7" x 5/8"-11
	G10230	-	Lock Washer, 5/8"
	G10104	-	Hex Nut, 5/8"-11
A	GA8845	-	Disc Blade And Bearing Assembly (Items 9 And 13-15)

(TWL35d)



ITEM	PART NO.	QTY. (Per Assy.)	DESCRIPTION
1	GD9705	2	J-Bolt, 1/2"-13
	G10228	2	Lock Washer, 1/2"
	G10102	2	Hex Nut, 1/2"-13
2	---	-	See "HD Single Disc Fertilizer Opener (Blade and Drop Tube)" on page P116
3	GD9706	1	Lockup Bar
4	G10010	1	Hex Head Cap Screw, 5/8"-11 x 3"
5	G10961	11	Flanged Whiz Lock Screw, 5/16"-18 x 5/8", No Serration
	G10620	11	Serrated Flange Nut, 5/16"-18
6	GD11954	1	Half Wheel Cover, Nylon
7	GA6171	1	Bearing
8	GD11953	1	Offset Tire
9	GD11423	1	Half Wheel
10	G10438	1	Hex Head Cap Screw, 1/2"-13 x 3/4"
	G10228	1	Lock Washer, 1/2"
	G11389	1	Flat Washer, 1/2" SAE
11	G10230	1	Lock Washer, 5/8"
12	G10526	10	Machine Bushing, 1" (.048" Thick)
13	G10560	1	Clevis Pin, 1/2" x 1 3/4"
	G10456	1	Cotter Pin, 1/8" x 3/4"
14	GD8218	1	Yoke
15	G11391	1	Flat Washer, 5/8" SAE
16	---	-	See "HD Single Disc Fertilizer Opener (Blade and Drop Tube)" on page P116
17	GD7911	1	Pivot Pin
18	G10610	1	Spring Pin, 3/8" x 2"
19	GA8306	-	Wheel Arm W/Grease Fitting, R.H.
	GA8305	1	Wheel Arm W/Grease Fitting, L.H. (Shown)
	G10640	1	Grease Fitting, 1/4"-28
20	GD8308	1	Spring
21	GB0212	2	Spring Washer
22	GD9709	1	Special Bolt
A	G1K215	-	Lockup Kit (Items 1 And 3)
B	GA8877	-	Gauge Wheel Complete (Items 5-9)

FOC016/FOC007/FOC019(PT27c/FRTZ208)

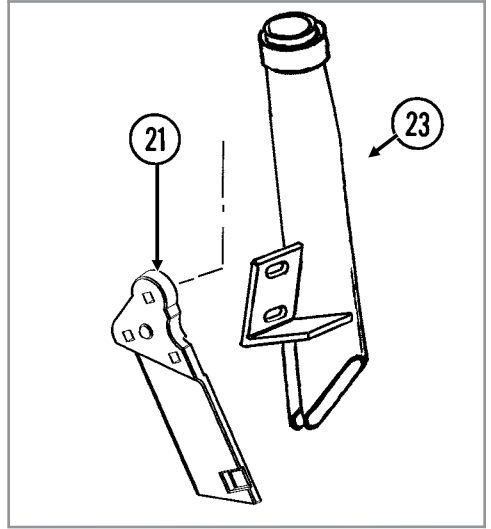
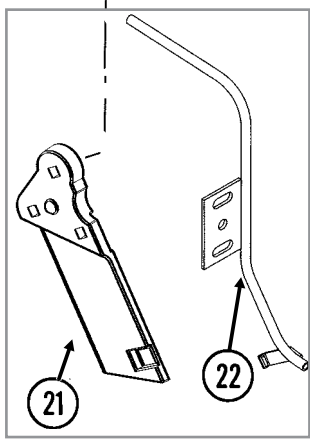
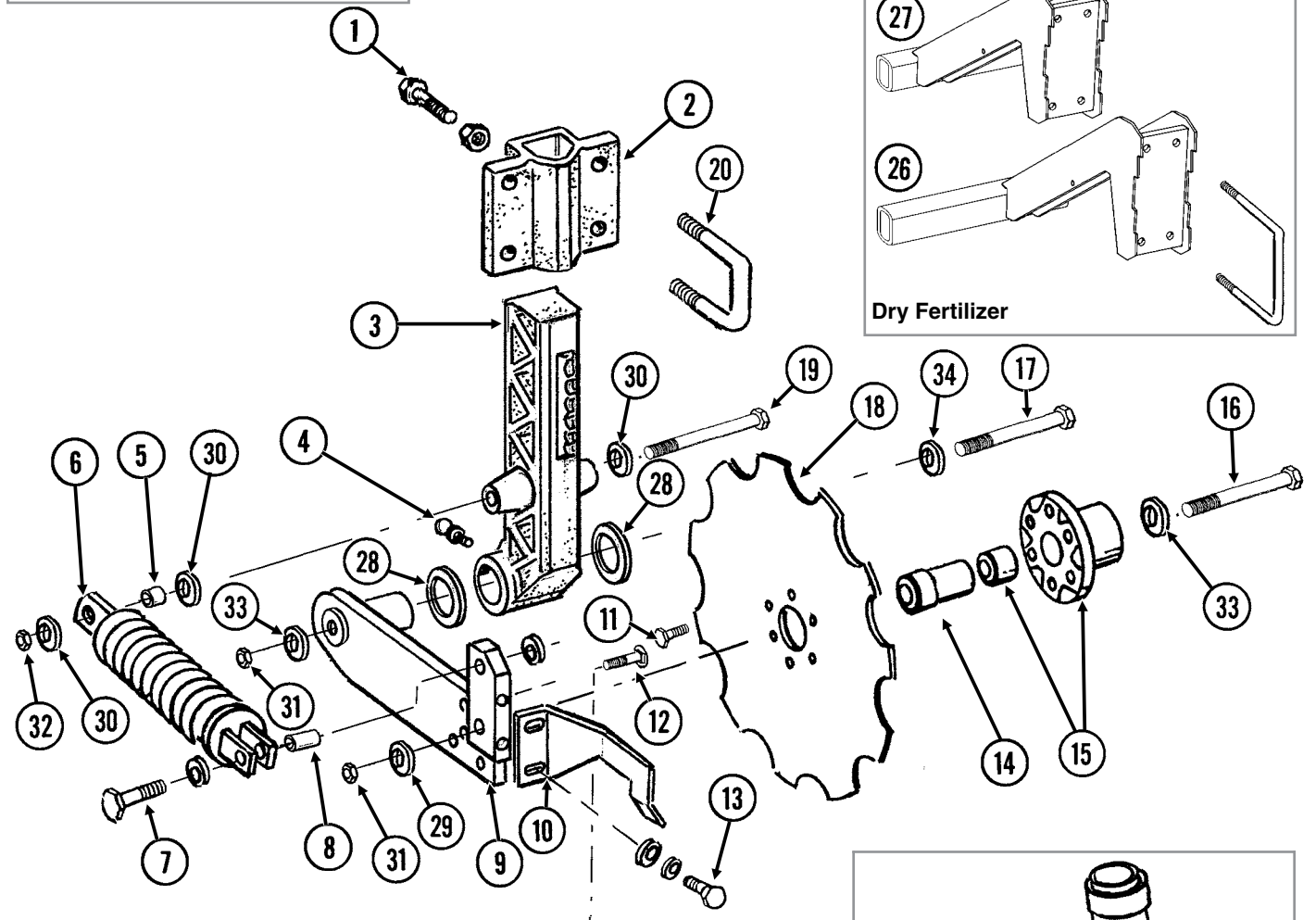
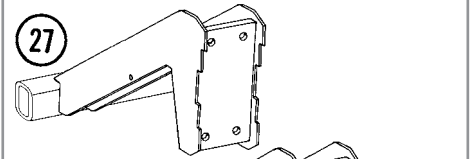
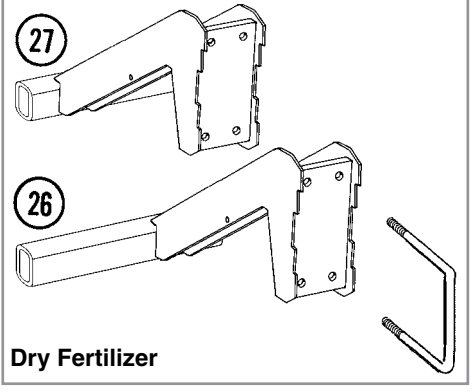
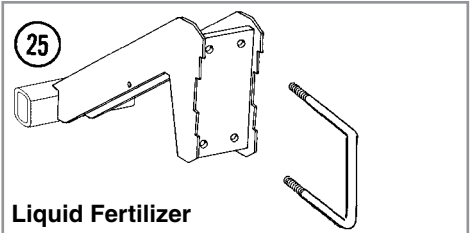
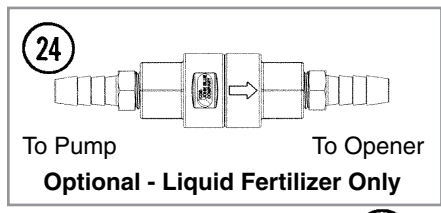


ITEM	PART NO.	QTY. (Per Assy.)	DESCRIPTION
1	GD7900 GD8247	1 -	Disc Blade, 18" Disc Blade, 20" (Optional)
2	GB0205	1	Spindle
3	GA4286	1	Seal
4	GA4287	1	Bearing
5	GA5887 GD6553 GR0188 G11391	1 - - 3	Arm W/Cups And Washers Inner Cup Outer Cup Flat Washer, 5/8" SAE
6	G10007	3	Hex Head Cap Screw, 5/8"-11 x 1 1/2"
7	G10001 G10108	2 2	Hex Head Cap Screw, 3/8"-16 x 1" Lock Nut, 3/8"-16
8	GB0218	3	Bushing, 2 1/32" I.D. x 7/8" O.D. x 1 9/32" Long
9	GD8238	1	Channel
10	GD7962	2	Spring
11	G10641	2	Grease Fitting, 1/8" NPT
12	G10105	3	Hex Nut, 3/4"-10
13	GD7908	1	Tap Block
14	GB0213	1	Spring Seat
15	GA0237	1	Bearing
16	G10220	1	Machine Bushing, 1 1/16", 10 Gauge

ITEM	PART NO.	QTY. (Per Assy.)	DESCRIPTION
17	G10507	1	Slotted Nut, 1"-14
18	GD1104	1	Dust Cap
19	GD8276	1	Pin
	G10237	1	Lock Washer, 7/16"
	G10100	1	Hex Nut, 7/16"-14
20	GD10273	1	Compression Spring
21	G10592	1	Hair Pin Clip, No. 11
22	G10594	6	Bolt, 1/2"-13 x 1 1/2"
	G10111	6	Lock Nut, 1/2"-13
23	G10049	2	Hex Head Cap Screw, 3/8"-16 x 2 1/2"
	G11387	2	Flat Washer, 3/8" SAE
	G10108	2	Lock Nut, 3/8"-16
24	G10599	1	Carriage Bolt, 3/8"-16 x 1 1/4"
	G11387	1	Flat Washer, 3/8" SAE
	G10229	1	Lock Washer, 3/8"
	G10101	1	Hex Nut, 3/8"-16
25	GD7912	1	Scraper
26	GB0210	-	Drop Tube, R.H., Dry Fertilizer
	GB0209	1	Drop Tube, L.H., Dry Fertilizer (Shown)
27	GA8689	1	Drop Tube, L.H., Liquid Fertilizer (Shown)
	GA8688	-	Drop Tube, R.H., Liquid Fertilizer
28	GD8224	2	Bar
29	G10004	2	Hex Head Cap Screw, 3/8"-16 x 1 1/4"
	G10229	2	Lock Washer, 3/8"
30	GD10487	1	Clamp
31	GD10304	-	Angle, R.H.
	GD10303	1	Angle, L.H. (Shown)
32	G10016	2	Hex Head Cap Screw, 1/2"-13 x 2"
	G10111	2	Lock Nut, 1/2"-13
33	G10322	-	Machine Bushing, 1 1/4", 18 Gauge (As Required)
34	G10862	1	Hex Head Cap Screw, 5/8"-11 x 3 1/4"
	G11391	2	Flat Washer, 5/8" SAE
	G10230	1	Lock Washer, 5/8"
35	G10640	1	Grease Fitting, 1/4"-28
36	GD10242	1	Bushing, 2 1/4"
37	G10039	5	Hex Head Cap Screw, 1/2"-13 x 1 3/4"
	G10111	5	Lock Nut, 1/2"-13
38	G10459	1	Cotter Pin, 3/16" x 1 1/2"
39	GA7240	-	Opener Mount, R.H.
	GA7239	1	Opener Mount, L.H. (Shown)
40	GD1113	2	U-Bolt, 5" x 7" x 5/8"-11
	G10230	4	Lock Washer, 5/8"
	G10104	4	Hex Nut, 5/8"-11
41	GD7907	1	Special Bolt
42	GB0206	1	Rod Guide
43	GD8239	1	Storage Strap
44	GD7904-02	1	Sleeve, 1/2" x 1/2" Long
45	G11389	3	Flat Washer, 1/2" SAE
46	GA15416	1	Check Valve Assembly
	GA15415	1	Check Valve
	G11436	2	Hose Barb, 1/4" Male NPT To 3/8" Barb

FOC018(TWL34e/TWL34f/TWL34g/FRTZ268b/FRTZ208)

NOTE: R.H. and L.H. is determined by which side of blade it is on in the direction of travel.



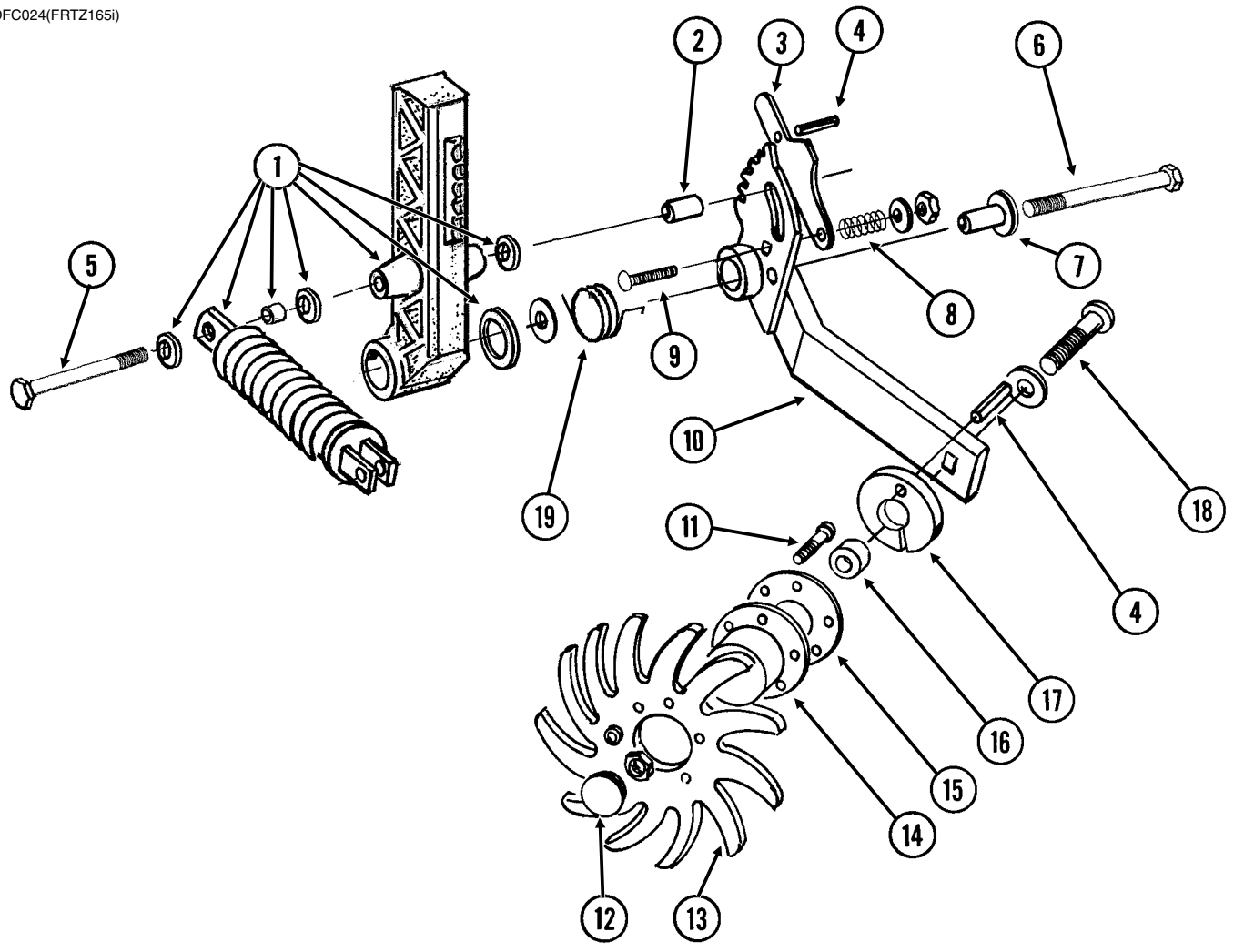
ITEM	PART NO.	QTY. (Per Assy.)	DESCRIPTION
1	G10017	3	Hex Head Cap Screw, 1/2"-13 x 1 1/2"
	G10102	3	Hex Nut, 1/2"-13
2	GB0405	1	Mount, L.H.
	GB0400	-	Mount, R.H. (Shown)
3	GB0296	1	Arm, 13 1/2"
4	G10640	1	Grease Fitting, 1/4"-28
5	GD12685	1	Bushing, 3/4" O.D. x 1/2" Long
6	GA6966	1	Compression Spring Assembly
7	G10047	1	Hex Head Cap Screw, 3/8"-16 x 1 3/4"
	G11387	2	Flat Washer, 3/8" SAE
	G10108	1	Lock Nut, 3/8"-16
8	GD1026	1	Sleeve, 1 3/16" Long
9	GA9433	1	Pivot Arm, L.H. (Shown)
	GA9434	-	Pivot Arm, R.H.
10	GD11557	1	Scraper, L.H. (Shown)
	GD11558	-	Scraper, R.H.
11	G10002	6	Hex Head Cap Screw, 3/8"-16 x 3/4"
12	G10306	3	Carriage Bolt, 3/8"-16 x 2"
	G10108	3	Lock Nut, 3/8"-16
13	G10991	2	Hex Head Cap Screw, 5/16"-18 x 7/8"
	G10232	2	Lock Washer, 5/16"
	G11386	6	Flat Washer, 5/16" SAE
14	GD12679	1	Stepped Spacer, 3" Long
15	GA9437	1	Hub W/Bearing
	GA8603	-	Bearing, Double Row
16	G10011	1	Hex Head Cap Screw, 5/8"-11 x 5 1/2"
17	G10046	1	Hex Head Cap Screw, 5/8"-11 x 5"
18	GD12676	1	Disc Blade, Notched, 16 3/4"
19	G10871	1	Hex Head Cap Screw, 1/2"-13 x 6"
20	GD13287	2	U-Bolt, 1 1/2" x 2 1/2" x 1/2"-13
	G11389	4	Flat Washer, 1/2" Plated SAE
	G10111	4	Lock Nut, 1/2"-13
21	GB0323	1	Knife, L.H. (Shown)
	GB0322	-	Knife, R.H.
22	GA12108	1	Drop Tube, Liquid Fertilizer (Shown)
	GA12109	-	Drop Tube, Liquid Fertilizer
23	GA10047	1	Drop Tube, L.H., Dry Fertilizer
	GA10048	-	Drop Tube, R.H., Dry Fertilizer (Shown)
24	GA15416	1	Check Valve Assembly
	GA15415	1	Check Valve
	G11436	2	Hose Barb, 1/4" Male NPT To 3/8" Barb
25	GA9565	1	Opener Mount Assembly, Liquid Fertilizer
	GA9564	1	Opener Mount
	GD1113	2	U-Bolt, 5" x 7" x 5/8"-11
	G10230	4	Lock Washer, 5/8"
	G10104	4	Hex Nut, 5/8"-11
26	GA9821	-	Opener Mount Assembly, L.H., Dry Fertilizer
	GA9819	1	Opener Mount
	GD1113	2	U-Bolt, 5" x 7" x 5/8"-11
	G10230	4	Lock Washer, 5/8"
	G10104	4	Hex Nut, 5/8"-11

Continued on the next page.

ITEM	PART NO.	QTY. (Per Assy.)	DESCRIPTION
27	GA9822	-	Opener Mount Assembly, R.H., Dry Fertilizer
	GA9820	1	Opener Mount
	GD1113	2	U-Bolt, 5" x 7" x 5/8"-11
	G10230	4	Lock Washer, 5/8"
	G10104	4	Hex Nut, 5/8"-11
28	G10450	-	Machine Bushing, 1 1/2", 18 Gauge (As Required)
29	GD12677	1	Washer, 1 1/2" O.D., 7 Gauge, Hardened
30	G11389	-	Flat Washer, 1/2" Plated SAE
31	G10107	-	Lock Nut, 5/8"-11
32	G10111	-	Lock Nut, 1/2"-13
33	G11391	-	Flat Washer, 5/8" SAE
34	G10217	-	Washer, 5/8" USS

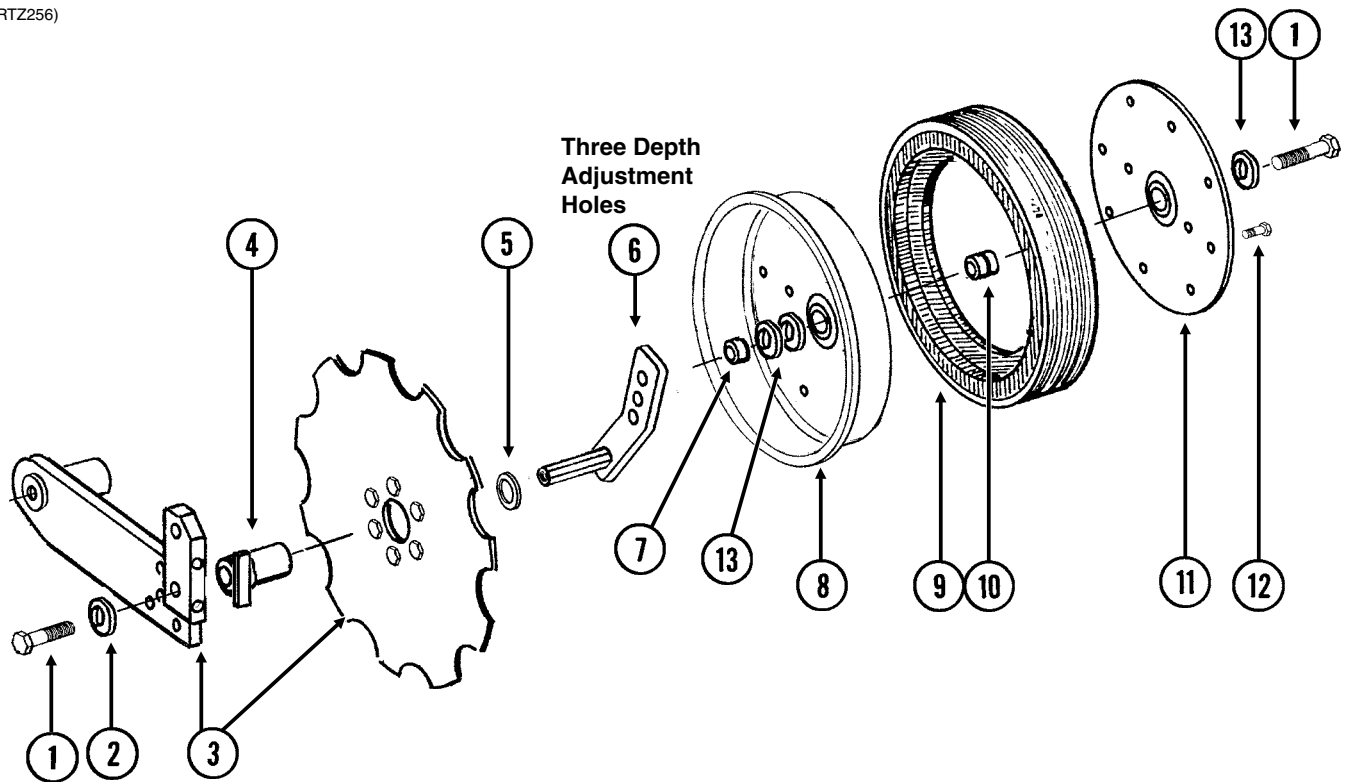
This page left blank intentionally.

DFC024(FRTZ165i)



ITEM	PART NO.	QTY. (Per Assy.)	DESCRIPTION
1	---	-	See "Notched Single Disc Fertilizer Opener" on page P117
2	GD12684	1	Bushing, 1 $\frac{1}{3}$ " Long
3	GD11178	1	Adjustment Lever
4	G10603	2	Spring Pin, $\frac{1}{4}$ " x 1 $\frac{1}{4}$ "
5	G11034	1	Hex Head Cap Screw, $\frac{1}{2}$ "-13 x 7"
	G10111	1	Lock Nut, $\frac{1}{2}$ "-13
6	G10830	1	Hex Head Cap Screw, $\frac{5}{8}$ "-11 x 7 $\frac{1}{2}$ "
	G11391	1	Flat Washer, $\frac{5}{8}$ " SAE
	G10107	1	Lock Nut, $\frac{5}{8}$ "-11
7	GD11836	1	Sleeve, 2 $\frac{1}{8}$ " Long
8	GD7962	1	Spring
9	G10306	1	Carriage Bolt, $\frac{3}{8}$ "-16 x 2"
	G11387	1	Flat Washer, $\frac{3}{8}$ " SAE
	G10108	1	Lock Nut, $\frac{3}{8}$ "-16
10	GA7999	1	Mount W/Grease Fitting, L.H. (Shown)
	GA7998	-	Mount W/Grease Fitting, R.H.
	G10640	-	Grease Fitting, $\frac{1}{4}$ "-28
11	G10133	6	Hex Head Cap Screw, $\frac{5}{16}$ "-18 x 1 $\frac{1}{2}$ "
	G10109	6	Lock Nut, $\frac{5}{16}$ "-18, Grade 8
12	GD1132	2	Dust Cap
13	GD10552	2	Wheel, 12 Tine, $\frac{3}{8}$ " x 12"
14	GA5654	1	Hub W/Bearings
	GA2014	-	Bearing
15	GD9724	1	Backing Plate
16	GD7817-04	1	Spacer, 1 $\frac{1}{16}$ " I.D. x $\frac{1}{2}$ " Long
17	GD11188	1	Spacer
18	G10908	1	Carriage Bolt, $\frac{5}{8}$ "-11 x 3"
	G10503	1	Hex Jam Nut, $\frac{5}{8}$ "-11, Grade 2
19	GD11265	1	Spring, L.H. (Shown)
	GD11266	-	Spring, R.H.
A	GA7445	-	Wheel Assembly, 12 Tine, L.H. (Items 11 And 13-15)(Shown)
	GA7446	-	Wheel Assembly, 12 Tine, R.H. (Items 11 And 13-15)

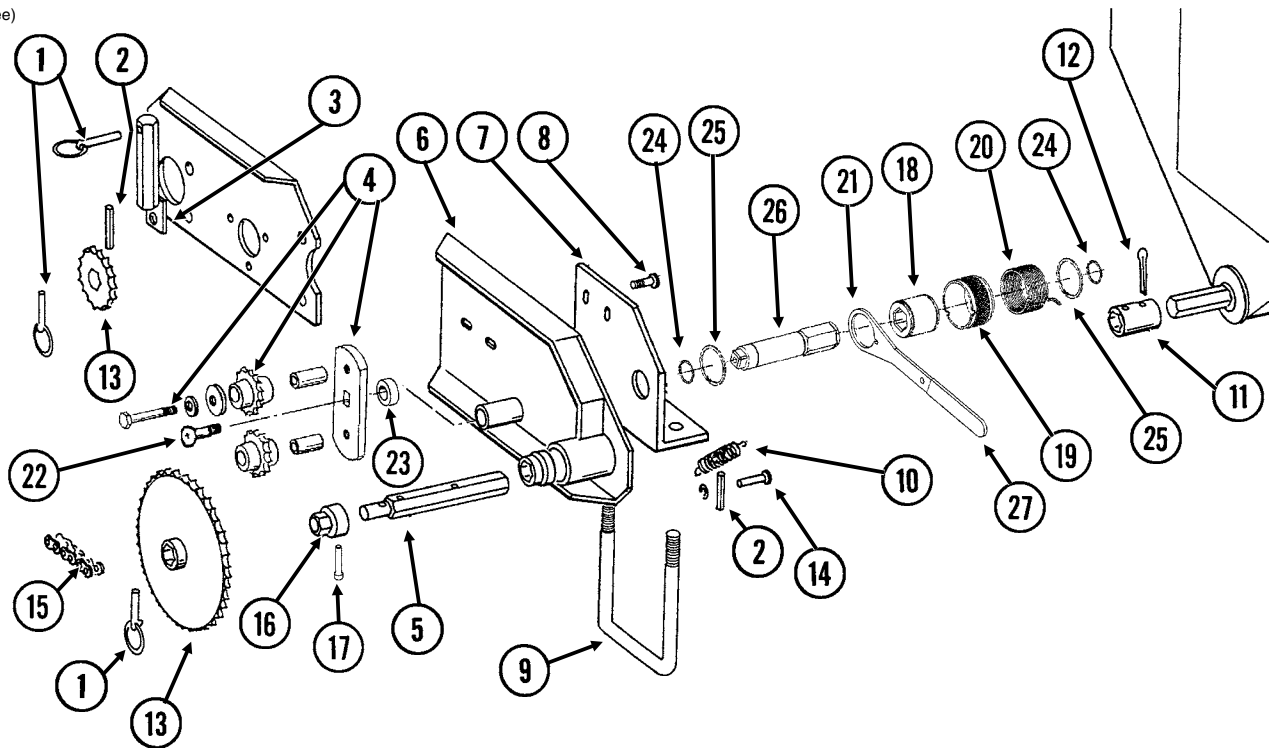
(FRTZ256)



ITEM	PART NO.	QTY. (Per Assy.)	DESCRIPTION
1	G10010	2	Hex Head Cap Screw, 5/8"-11 x 3"
2	G11391	1	Flat Washer, 5/8" SAE
3	---	-	See "Notched Single Disc Fertilizer Opener" on page P117
4	GA9472	1	Blade Mount
5	G10233	1	Machine Bushing, 1 1/2" x 1/32", 10 Gauge
6	GA10037	1	Wheel Mount, L.H. (Shown)
	GA10036	1	Wheel Mount, R.H.
7	GD13309	1	Spacer
8	GD11423	1	Half Wheel
9	GD11953	1	Offset Tire
10	GA6171	1	Bearing
11	GD11954	1	Half Wheel Cover, Nylon
12	G10961	11	Flanged Whiz Lock Screw, 5/16"-18 x 3/4", No Serration
	G10620	11	Serrated Flange Nut, 5/16"-18
13	G10204	-	Special Machine Bushing, 5/8" x 1" O.D. (As Required)
A	GA8877	-	Gauge Wheel Complete (Items 8-12)

This page left blank intentionally.

(TWL60ee)

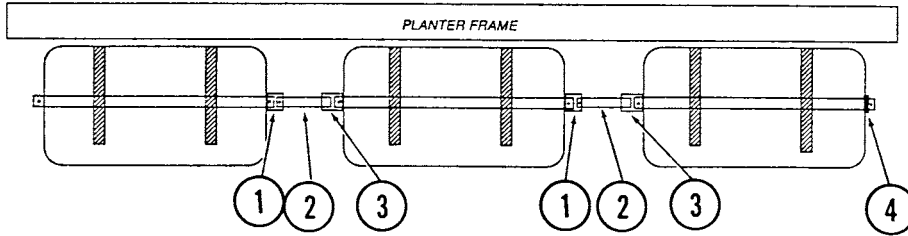


ITEM	PART NO.	QTY.	DESCRIPTION
1	GD2558	3	Lynch Pin, 1/4"
2	G10602	2	Spring Pin, 1/4" x 1 1/2"
3	GA5229	1	Sprocket Storage Rod
4	GA7336	1	Idler W/Bolt-On Sprockets
	GD7426	-	Sprocket, 12 Tooth
	GD1026	-	Sleeve, 1 3/16" Long
	G11387	-	Flat Washer, 3/8" SAE
	G10229	-	Lock Washer, 3/8"
	G10047	-	Hex Head Cap Screw, 3/8"-16 x 1 3/4"
5	GD7870	1	Shaft, 7"
6	GA6579	1	Plate W/Bearings And Grease Fitting
	GA5116	-	Bearing, 7/8" Hex Bore, Cylindrical
	GA5624	-	Special Bearing, 7/8" Hex Bore x 1.6"
	G10643	-	Grease Fitting, 45°, 1/4"-28
7	GD9320	1	Mount
8	G10574	2	Carriage Bolt, 1/2"-13 x 1 1/4"
	G11389	4	Flat Washer, 1/2" SAE
	G10228	2	Lock Washer, 1/2"
	G10102	2	Hex Nut, 1/2"-13
9	GD1134	1	U-Bolt, 7" x 5" x 5/8"-11
	G10230	2	Lock Washer, 3/8"
	G10104	2	Hex Nut, 5/8"-11
10	GD5857	1	Spring
11	GD5886	-	Coupler, 1 3/4"
12	G10460	-	Cotter Pin, 1/4" x 2"

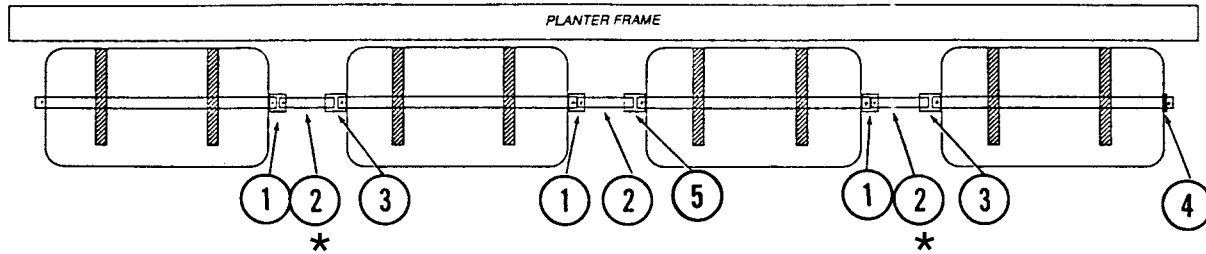
ITEM	PART NO.	QTY.	DESCRIPTION
13	GA5105	1	Sprocket, 15 Tooth
	GA5107	1	Sprocket, 19 Tooth
	GA5114	1	Sprocket, 30 Tooth
	GA5115	1	Sprocket, 33 Tooth
	GA6337	1	Sprocket, 35 Tooth
14	G10408	1	Clevis Pin, 5/16" x 3/4"
	G10409	1	Retaining Ring, 5/16"
15	G3310-155	1	Chain, No. 40, 155 Pitch Including Connector Link And Offset Link
	GR0912	-	Connector Link, No. 40
	GR0911	-	Offset Link, No. 40
16	GD7127	1	Shear Coupler
17	G10821	1	Clevis Pin, 3/16" x 2"
	G10455		Cotter Pin, 1/16" x 1/2"
18	GD14432	1	Sleeve, 1 1/4"
19	GD19343	1	Release Collar, R.H.
20	GD14413	-	Torsion Spring, L.H. (Used In R.H. Wrap Spring Wrench)
21	GD14431	1	Handle
22	G11100	1	Hex Socket Button Head Cap Screw, 1/4"-20 x 1/2", Grade 8
	G10227	1	Lock Washer, 1/4"
	G11453	1	Fender Washer, 1/4"
23	GD2734-18	1	Sleeve, 1 1/4" O.D. x 7/16" Long
24	G11075	2	External Inverted Snap Ring, 7/8"
25	G10496	2	External Inverted Snap Ring, 1 1/2"
26	GD14427	1	Tightener Shaft, 4 7/8"
27	G11078	1	Vinyl Cap
A	G1K269	-	Lock Clamp Kit (Items 2 And 3)
B	G1K378	1	Wrap Spring Wrench Replacement Kit, Gold Collar, R.H. (Items 18-27)

RH101190(PT33/PT35)

6 Row 30"



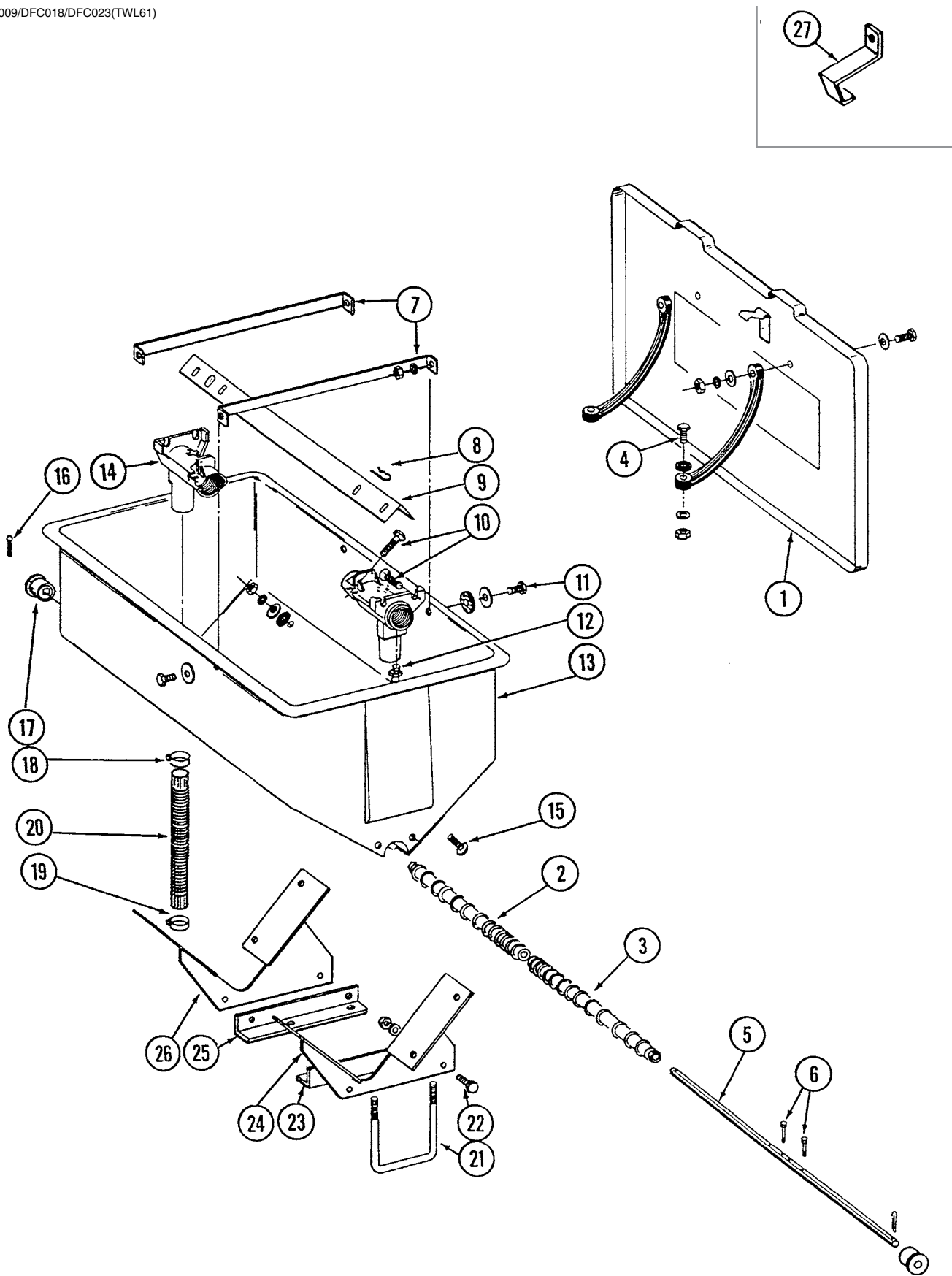
8 Row 30"



ITEM	PART NO.	QTY.	DESCRIPTION
1	GD5886	-	Coupler, 1 $\frac{3}{4}$ "
2	GD2548-15.5	-	Hex Shaft, $\frac{7}{8}$ " x 15 $\frac{1}{2}$ " (1 Hole)
	GD2548-11.5	2	Hex Shaft, $\frac{7}{8}$ " x 11 $\frac{1}{2}$ " (1 Hole) (8 Row 30" W/HD Single Disc Fertilizer Openers)
3	GD7867	-	Coupler, 3"
4	G10233	2	Machine Bushing, 1 $\frac{1}{2}$ " x $\frac{1}{32}$ ", 10 Gauge
5	GD9378	-	Coupler, 12"

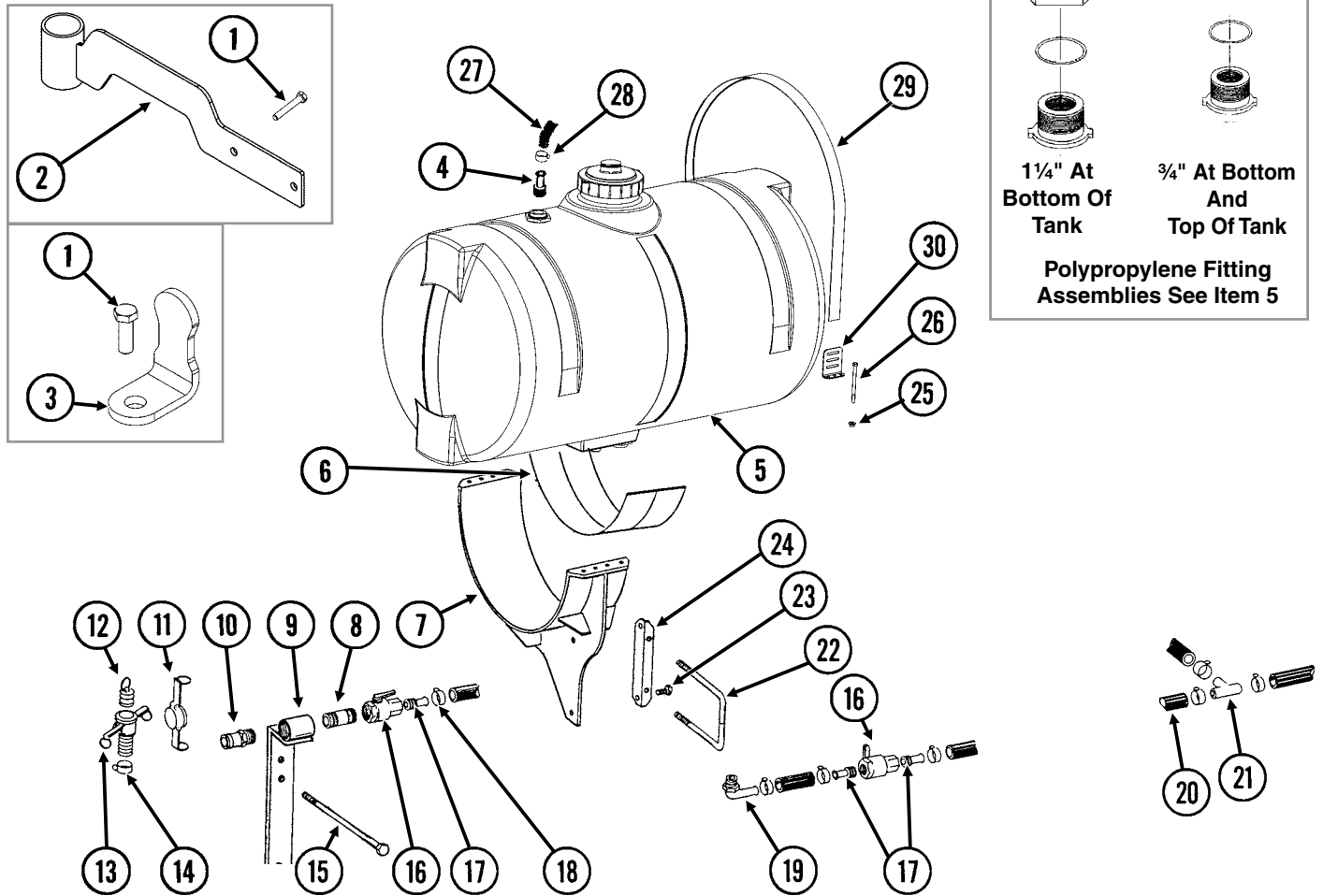
This page left blank intentionally.

DFC009/DFC018/DFC023(TWL61)



ITEM	PART NO.	QTY. (Per Hopper)	DESCRIPTION
1	GA0898	1	Lid W/Retainers, Clips, Rivets, Rubber Straps And Hardware
	GD1380	-	Front Clip
	GD2412	-	Rear Retainer
	G10655	-	Rivet, 3/16" x 1 3/32"
	GD1210	-	Rubber Strap
	G10171	-	Hex Head Cap Screw, 5/16"-18 x 1 1/4"
	G11386	-	Flat Washer, 5/16" SAE
	G10232	-	Lock Washer, 5/16"
	G10106	-	Hex Nut, 5/16"-18
2	GB0198	1	Auger, R.H.
3	GB0199	1	Auger, L.H.
4	G10133	2	Hex Head Cap Screw, 5/16"-18 x 1 1/2"
	G11386	2	Flat Washer, 5/16" SAE
	G10232	2	Lock Washer, 5/16"
	G10106	2	Hex Nut, 5/16"-18
5	GD7848	1	Shaft
6	G10587	2	Hex Head Cap Screw, 1/4"-20 x 2", Stainless Steel
	G10588	2	Hex Nut, 1/4"-20, Stainless Steel
7	GD1209	2	Strap
8	G10670	2	Hair Pin Clip, No. 3
9	GD1207	1	Baffle
10	G10303	8	Carriage Bolt, 5/16"-18 x 1"
	G11386	8	Flat Washer, 5/16" SAE
	G10232	8	Lock Washer, 5/16"
	G10106	8	Hex Nut, 5/16"-18
11	G10171	4	Hex Head Cap Screw, 5/16"-18 x 1 1/4"
	G10201	4	Special Washer, 3/8" x 1 1/2" O.D.
	GD1213	4	Rubber Washer
	G10232	4	Lock Washer, 5/16"
	G10106	4	Hex Nut, 5/16"-18
12	G10640	2	Grease Fitting, 1/4"-28
13	GD1379	1	Hopper
14	GD1200	2	Outlet Housing
15	G10303	8	Carriage Bolt, 5/16"-18 x 1"
	G10201	8	Special Washer, 3/8" x 1 1/2" O.D.
	GD1213	8	Rubber Washer
	G10232	8	Lock Washer, 5/16"
	G10106	8	Hex Nut, 5/16"-18
16	G10460	2	Cotter Pin, 1/4" x 2"
17	GB0200	2	Bearing
18	G10676	2	Hose Clamp, No. 36, Stainless Steel
19	G10672	2	Hose Clamp, No. 28
20	GD21398	2	Rubber Tube
21	GD1134	2	U-Bolt, 7" x 5" x 5/8"-11
	G10230	4	Lock Washer, 5/8"
	G10104	4	Hex Nut, 5/8"-11
22	G10017	2	Hex Head Cap Screw, 1/2"-13 x 1 1/2"
	G10228	2	Lock Washer, 1/2"
	G10102	2	Hex Nut, 1/2"-13
23	GD9131	1	Angle, L.H.
24	GA6437	1	Mount, L.H.
25	GD9132	1	Angle, R.H.
26	GA6436	1	Mount, R.H.
27	GD8722	-	Holder, Rubber Tube (As Required)
A	GA6503	-	Hopper Sub-Assembly (Items 8,10 And 12-15)
B	GA5667	-	Hopper Hardware Box (Items 2-7, 9, 11, 16 And 17)

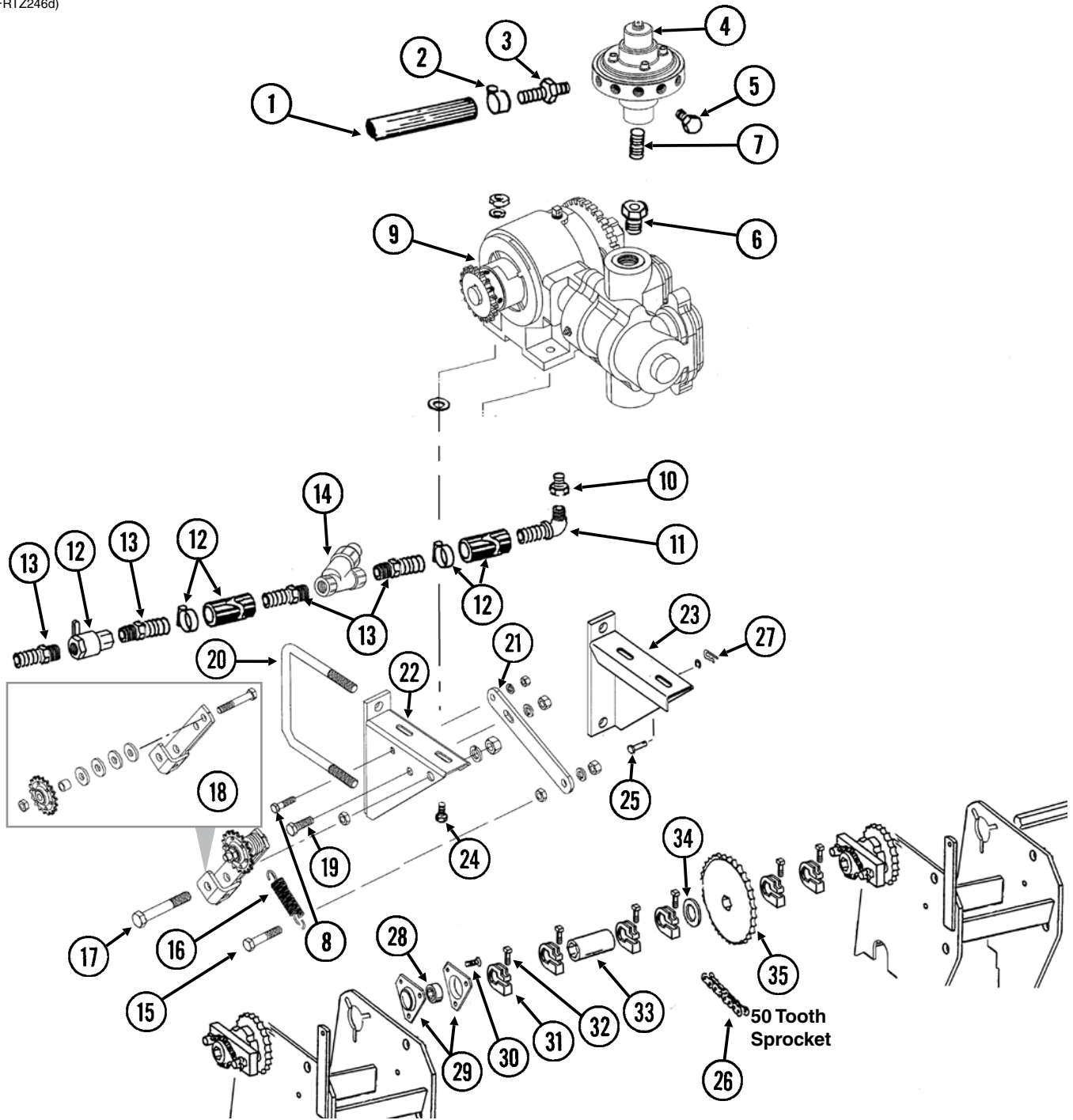
LFC012rev(FRTZ201e/PT51/TWL62C)



ITEM	PART NO.	QTY.	DESCRIPTION
1	G10004	-	Hex Head Cap Screw, 3/8"-16 x 1 1/4"
	G11091	-	Serrated Flange Nut, 3/8"-16
2	GA14112	2	Hose Guide
3	GD20060	2	Hose Bracket
4	G10626	-	Adapter, 1 1/4" NPT To Barb
5	GA14049	2	Tank W/Sealed Lid and Fittings, 150 Gallon
	GA16428	1	Lid, 7" W/Vacuum Breaker
	GA16157	1	Vacuum Breaker
	GR1708	-	3/4" Bulkhead Overflow Fitting Assembly (Overflow Fitting, Nut, Bushing, And O-Ring) (Top And Bottom Of Tank)
	GR0508	-	1 1/4" Polypropylene Fitting Assembly (Nut, Bushing, and O-Ring) (Bottom Of Tank)
	GR1941	1	Lid Seal
6	GD1862	1	Pad, 8" x 14" (For Two 30" Tanks)
7	GA7375	-	Tank Mount (2 Per Tank)
8	G10619	-	Close Nipple, 1 1/4" NPT
9	GA5917	1	Quick Fill Mount
10	GD1514	1	Adapter, 1 1/4" Male NPT To Cam Lock
11	GD1515	1	Dust Cap, 1 1/4" Cam Lock
12	GD1517	1	Dust Plug, 1 1/4" Male Cam Lock
13	GD1516	1	Adapter, 1 1/4" Barb To Female Cam Lock
14	G10672	1	Hose Clamp, No. 28

ITEM	PART NO.	QTY.	DESCRIPTION
15	G10829	2	Hex Head Cap Screw, 1/2"-13 x 6 1/2" (Used Between Light Assembly And Quick Fill Mount)
	G11389	2	Flat Washer, 1/2" SAE
	G10228	2	Lock Washer, 1/2"
	G10102	2	Hex Nut, 1/2"-13
16	GA4976	-	Shutoff Valve, 1 1/4" NPT
	GR1015	-	Body O-Ring
	GR1016	-	Stem O-Ring
	GR1017	-	Teflon Seat
	GR1018	-	Ball
	GR1019	-	Handle
17	G10626	-	Adapter, 1 1/4" NPT To Barb
18	G10674	-	Hose Clamp, No. 24
19	G10629	2	Elbow, 90°, 1 1/4" NPT To Barb
20	G4200-02	1	Hose, 1 1/4" x 27', 6 Row 30"
	G4200-03	-	Hose, 1 1/4" x 32', 8 Row 30"
21	G10633	1	Tee, 1 1/4" Barb
22	GD1747	4	U-Bolt, 5" x 7" x 3/4"-10
	G10231	8	Lock Washer, 3/4"
	G10105	8	Hex Nut, 3/4"-10
23	G10007	-	Hex Head Cap Screw, 5/8"-11 x 1 1/2"
	G10230	-	Lock Washer, 5/8"
	G10104	-	Hex Nut, 5/8"-11
24	GD10110	-	Mounting Angle (2 Per Tank)
25	G10901	16	Lock Nut, 3/8"-16
26	G10485	16	Hex Head Tap Bolt, 3/8"-16 x 5"
27	G4602-01	1	Black Helix Hose, 1 1/4" x 18'
28	G10674	4	Hose Clamp, No. 24
29	GD11124	4	Strap, 84"
30	GD11123	8	Anchor (Sub GA8114)

(FRTZ246d)

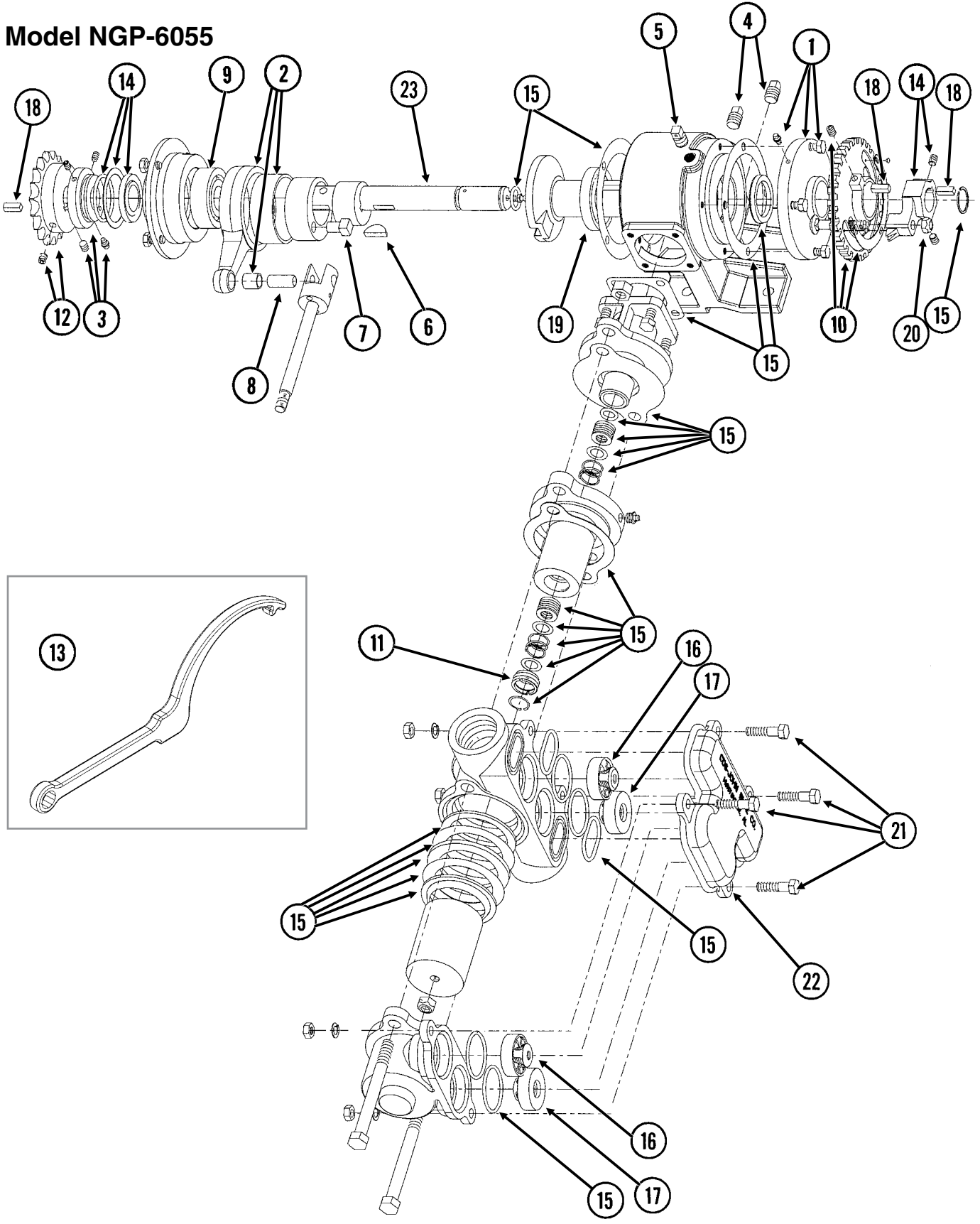


ITEM	PART NO.	QTY.	DESCRIPTION
1	G4301-02	-	Hose, 3/8" x 50', 6 Row 30"
	G4301-04	-	Hose, 3/8" x 100', 8 Row 30"
2	G10681	8	Hose Clamp, No. 6 (As Required)
3	GD11700	-	Adapter, 1/4" NPT To 3/8" Barb (As Required)
4	---	-	See "Liquid Fertilizer Piston Pump Flow Divider" on page P138
5	G10292	-	Pipe Plug, 1/4" NPT (As Required)
6	G11237	1	Reducing Bushing, 1 1/2" Male NPT To 3/4" Female
7	G10994	1	Close Nipple, 3/4" NPT, Stainless Steel

ITEM	PART NO.	QTY.	DESCRIPTION
8	G10003	1	Hex Head Cap Screw, 3/8"-16 x 1 1/2"
	G10229	1	Lock Washer, 3/8"
	G10101	1	Hex Nut, 3/8"-16
9	---	-	See "Liquid Fertilizer Piston Pump Uses 18 Tooth Sprocket" on page P135
10	G10615	1	Reducing Bushing, 1 1/2" Male NPT To 1 1/4" Female
11	G10629	1	Elbow, 90°, 1 1/4" NPT To Barb
12	---	-	See "Liquid Fertilizer Tanks, Saddles, Mounts, Hoses, and Fittings" on page P131
13	G10626	4	Adapter, 1 1/4" NPT To Barb
14	GA3893	1	Strainer Complete
	GR0880	-	Screen, No. 40 Mesh
	GR0881	-	Gasket
	GR0882	-	Y-Body
	GR0883	-	End Cap
15	G10053	1	Hex Head Cap Screw, 1/2"-13 x 2 1/2"
	G10228	1	Lock Washer, 1/2"
	G10501	1	Hex Jam Nut, 1/2"-13, Grade 2
	G10102	1	Hex Nut, 1/2"-13
16	GD5857	1	Spring
17	G10036	1	Hex Head Cap Screw, 5/8"-11 x 4"
	G10230	1	Lock Washer, 5/8"
	G10503	1	Hex Jam Nut, 5/8"-11, Grade 2
	G10104	1	Hex Nut, 5/8"-11
18	GA11024	1	Idler W/Sprocket And Hardware
	GA7154	1	Sprocket W/Bearing, 18 Tooth
	G10038	1	Hex Head Cap Screw, 1/2"-13 x 3"
	G10168	4	Machine Bushing, 1/2", 7 Gauge
	GD11158	1	Spacer, 3/4" O.D. x 9/16" Long
	G10501	1	Hex Jam Nut, 1/2"-13, Grade 2
19	G10037	1	Hex Head Cap Screw, 1/2"-13 x 1 1/4"
	G10228	1	Lock Washer, 1/2"
	G10102	1	Hex Nut, 1/2"-13
20	GD11113	2	U-Bolt, 5" x 7" x 5/8"-11
	G10230	4	Lock Washer, 5/8"
	G10104	4	Hex Nut, 5/8"-11
21	GD16157	1	Bracket
22	GA10603	1	Pump Mount, L.H.
23	GA4620	1	Pump Mount, R.H.
24	G10001	4	Hex Head Cap Screw, 3/8"-16 x 1"
	GR1122	4	Mounting Pad
	G11387	4	Flat Washer, 3/8" SAE
	G10229	4	Lock Washer, 3/8"
	G10101	4	Hex Nut, 3/8"-16
25	G10478	1	Clevis Pin, 5/16" x 1"
	G10409	1	Retaining Ring, 5/16"
26	G3310-88	1	Chain, No. 40, 88 Pitch Including Connector Link
	GR0912	-	Connector Link, No. 40
27	G10670	1	Hair Pin Clip, No. 3
28	G2100-03	1	Bearing, 7/8" Hex Bore, Spherical
29	G3400-01	2	Flangette
30	G10303	3	Carriage Bolt, 5/16"-18 x 1"
	G10620	3	Serrated Flange Nut, 5/16"-18
31	GD11045	5	Lock Clamp
32	G10130	5	Square Head Machine Bolt, 5/16"-18 x 1 3/4"
	G10923	5	Flange Nut, 5/16"-18, No Serration
33	GD1719	1	Coupler, 4"
34	G10233	1	Machine Bushing, 1 1/2" x 1/32", 10 Gauge
35	GA5194	1	Sprocket, 50 Tooth

(A12335a/GR1808)

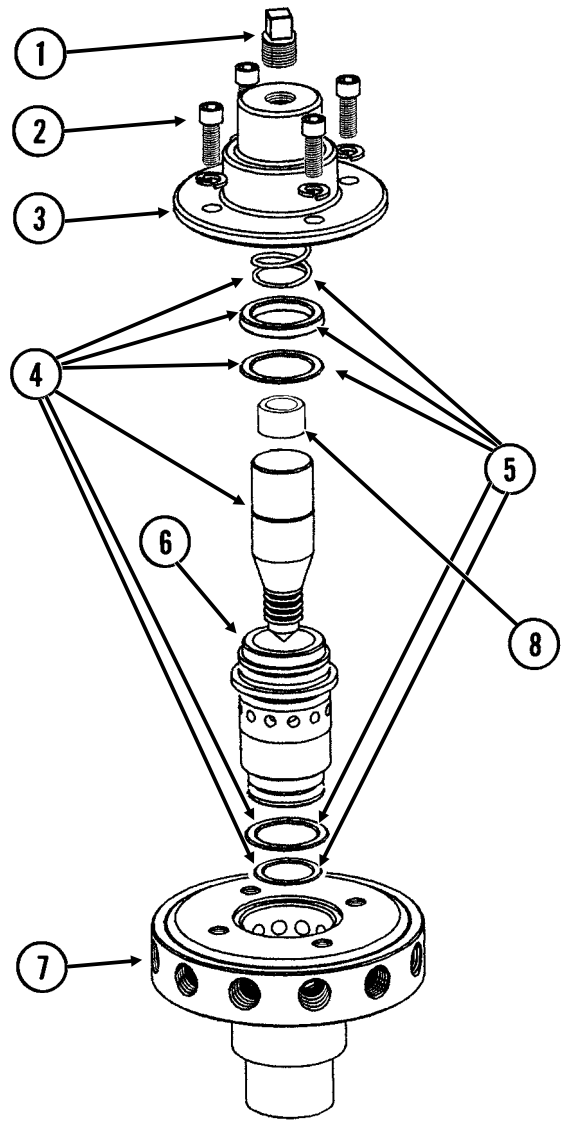
Model NGP-6055



ITEM	PART NO.	QTY.	DESCRIPTION
1	GR1804	1	Flange Cover Assembly
	G10991	4	Hex Head Cap Screw, 5/16"-18 x 7/8"
2	GR1802	1	Connecting Rod Assembly
3	GR1801	1	Spacer Assembly
	G10693	3	Hex Socket Head Set Screw, 5/16"-18 x 3/8"
4	GR1123	2	Plug
5	GR1543	1	Vent Plug
6	GR1112	1	Woodruff Key
7	GR1120	1	Eccentric Pin
8	GR1124	1	Pin
9	GR1104	1	Bearing
10	GR1805	1	Setting Hub Assembly
11	GR1134	1	Stuffing Box Insert
12	GR1389	1	Sprocket, 18 Tooth
13	GR1808	1	Adjustment Wrench
14	GR1806	1	Setting Pointer Assembly
15	GR1795	1	Repair Kit, Includes: (6) Gaskets, (9) O-Rings, (4) Washers, (1) Retaining Ring, (2) Oil Seals, (1) Snap Ring, (1) Thrust Washer, (1) Rod Bushing, (2) Flange Plunger Packings, (2) Packing Springs, (2) Rod Vee Packing Sets
16	GR1799	2	Discharge Valve Assembly
17	GR1797	2	Suction Valve Assembly
18	GR1118	3	Setting Arm Key
19	GR1116	1	Bearing
20	G10306	1	Carriage Bolt, 3/8"-16 x 2"
	G10108	1	Lock Nut, 3/8"-16
21	G10003	4	Hex Head Cap Screw, 3/8"-16 x 1 1/2"
	G11387	4	Flat Washer, 3/8" SAE
	G10229	4	Lock Washer, 3/8"
	G10101	4	Hex Nut, 3/8"-16
22	GR2003	1	Valve Cover
23	GR2185	1	Crankshaft
A	GA12330	-	Piston Pump Complete W/18 Tooth Sprocket (Model NGP-6055)

(FRTZ159/PT40a/FRTZ202c)

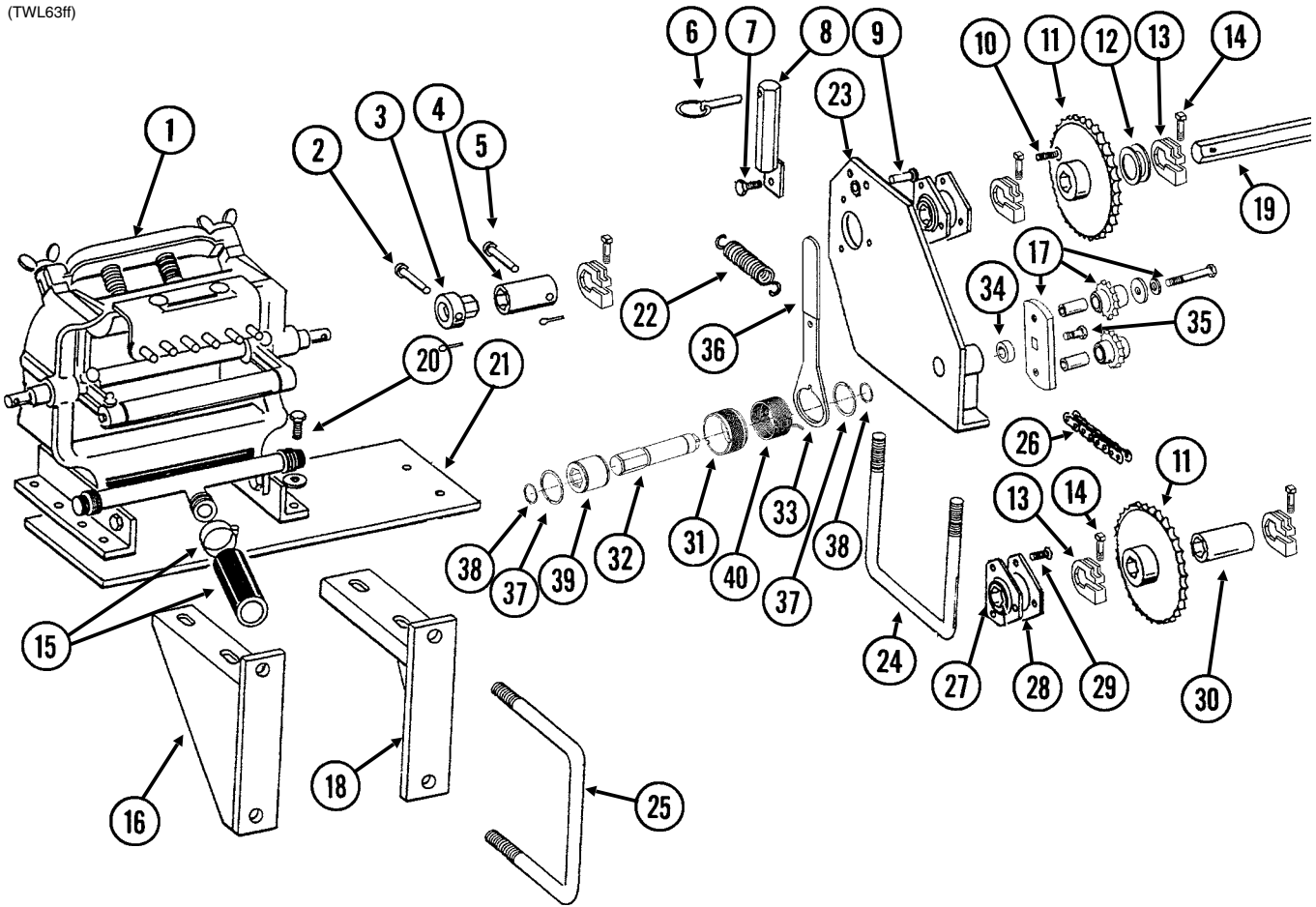
Model FD-1200 Flow Divider, 12 Outlet



3/4" NPT

ITEM	PART NO.	QTY.	DESCRIPTION
1	GR1543	1	Vent Plug
2	GR1542	4	Hex Socket Head Screw, ¼"-20 x ¾"
	GR1541	4	Lock Washer, ¼", Stainless Steel
3	GR1540	1	Cap
4	GR1544	1	Needle Assembly W/Seal Kit (Item 22)
5	GR1545	1	Seal Kit, Includes: (3) O-Rings, (1) Seal, (1) Spring
6	GR1535	1	Sleeve
7	GR1533	1	Body (12 Outlets)
8	GR1574	-	Sleeve, 1" O.D. x ½" Long, Stainless Steel
A	GA8931	1	Liquid Fertilizer Piston Pump Flow Divider Complete, 12 Outlet (Model FD-1200)

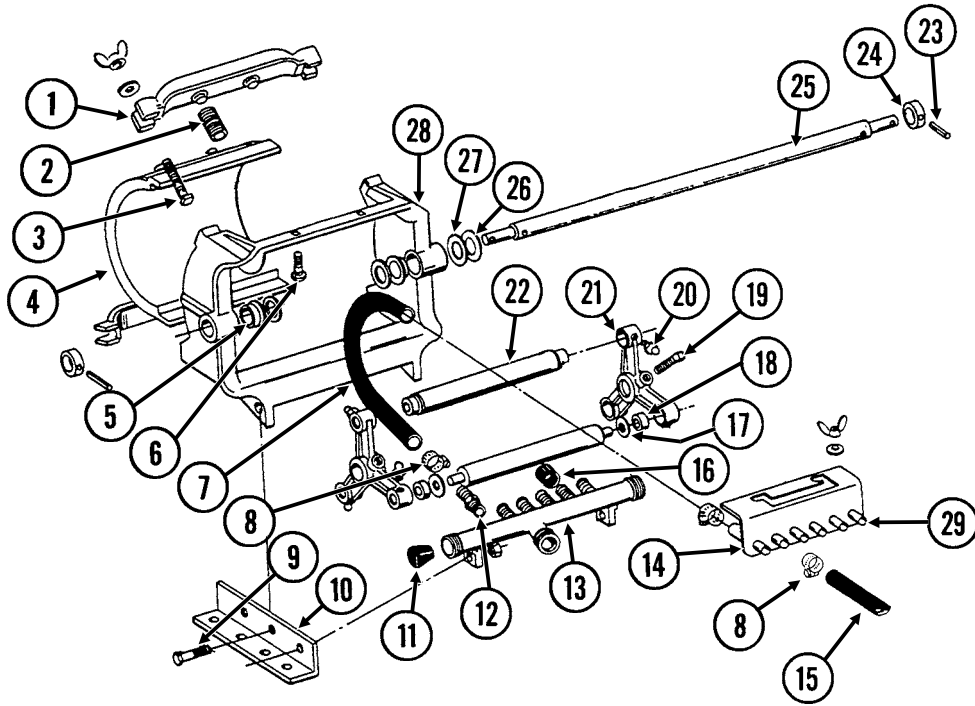
(TWL63ff)



ITEM	PART NO.	QTY.	DESCRIPTION
1	---	-	See "Liquid Fertilizer Piston Squeeze Pump, 6 Row" on page P141 or See "Liquid Fertilizer Piston Squeeze Pump, 8 Row" on page P143
2	G10821 G10455	1	Clevis Pin, 3/16" x 2" Cotter Pin, 1/16" x 1/2"
3	GD7127	1	Shear Coupler
4	GD9048	1	Coupler, 2 1/2"
5	G10558 G10456	1	Clevis Pin, 9/16" x 1 3/4" Cotter Pin, 1/8" x 3/4"
6	GD2558	1	Lynch Pin, 1/4"
7	G10037 G10228 G10102	1 1 1	Hex Head Cap Screw, 1/2"-13 x 1 1/4" Lock Washer, 1/2" Hex Nut, 1/2"-13
8	GA5229	1	Sprocket Storage Rod
9	G10478	1	Clevis Pin, 5/16" x 1"
10	G10312 G10232 G10106	3 3 3	Carriage Bolt, 5/16"-18 x 3/4" Lock Washer, 5/16" Hex Nut, 5/16"-18
11	GA5105 GA5107 GA6513 GA5202 GA6514 GA6515	1 1 1 1 1 -	Sprocket, 15 Tooth Sprocket, 19 Tooth Sprocket, 32 Tooth Sprocket, 34 Tooth Sprocket, 46 Tooth Sprocket, 62 Tooth (Optional)
12	G10233	2	Machine Bushing, 1 1/2" x 1/32", 10 Gauge

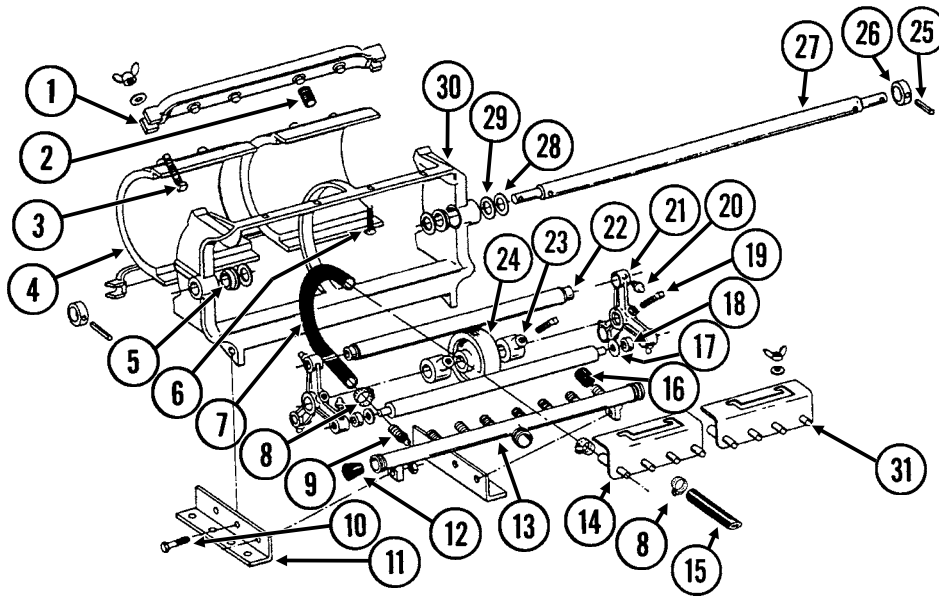
ITEM	PART NO.	QTY.	DESCRIPTION
13	GD11045	5	Lock Clamp
14	G10130	5	Square Head Machine Bolt, 5/16"-18 x 1 3/4"
	G10923	5	Flange Nut, 5/16"-18, No Serration
15	---	-	See "Liquid Fertilizer Tanks, Saddles, Mounts, Hoses, and Fittings" on page P131
16	GA4619	1	Pump Mount, L.H.
17	GA7336	1	Idler W/Bolt-On Sprockets
	GD7426	-	Sprocket, 12 Tooth
	GD1026	-	Sleeve, 1 3/16" Long
	G11387	-	Flat Washer, 3/8" SAE
	G10229	-	Lock Washer, 3/8"
	G10047	-	Hex Head Cap Screw, 3/8"-16 x 1 3/4"
18	GA4620	1	Pump Mount, R.H.
19	GD2548-30	1	Hex Shaft, 7/8" x 30" (1 Hole)
20	G10004	4	Hex Head Cap Screw, 3/8"-16 x 1 1/4"
	G11387	4	Flat Washer, 3/8" SAE
	G10229	4	Lock Washer, 3/8"
	G10101	4	Hex Nut, 3/8"-16
21	GD6165	-	Plate (8 Row 30" Only)
22	GD5857	1	Spring
23	GA6403	1	Drive Plate W/Grease Fitting
	G10641	-	Grease Fitting, 1/8" NPT
	G10640	-	Grease Fitting, 1/4"-28
24	GD1134	1	U-Bolt, 7" x 5" x 5/8"-11
	G10230	2	Lock Washer, 5/8"
	G10104	2	Hex Nut, 5/8"-11
25	GD1113	2	U-Bolt, 5" x 7" x 5/8"-11
	G10230	4	Lock Washer, 5/8"
	G10104	4	Hex Nut, 5/8"-11
26	G3310-154	1	Chain, No. 40, 154 Pitch Including Connector Link
	GR0912	-	Connector Link, No. 40
27	G2100-03	2	Bearing, 7/8" Hex Bore, Spherical
28	G3400-01	4	Flangette
29	G10303	6	Carriage Bolt, 5/16"-18 x 1"
	G10232	6	Lock Washer, 5/16"
	G10106	6	Hex Nut, 5/16"-18
30	GD1719	1	Coupler, 4"
	G10409	1	Retaining Ring, 5/16"
31	GD19343	1	Release Collar, R.H. (Shown)
	GD19344	-	Release Collar, L.H.
32	GD14427	1	Tightener Shaft, 4 7/8"
33	GD14431	1	Handle
34	GD2734-08	1	Sleeve, 1 1/4" O.D. x 5/8" Long
35	G11100	1	Hex Socket Button Head Cap Screw, 1/4"-20 x 1/2", Grade 8
	G10227	1	Lock Washer, 1/4"
	G11453	1	Fender Washer, 1/4"
36	G11078	1	Vinyl Cap
37	G10496	2	External Inverted Snap Ring, 1 1/2"
38	G11075	2	External Inverted Snap Ring, 7/8"
39	GD14432	1	Sleeve, 1 1/4"
40	GD14413	-	Torsion Spring, L.H. (Used In R.H. Wrap Spring Wrench)(Shown)
	GD14414	1	Torsion Spring, R.H. (Used In L.H. Wrap Spring Wrench)
A	G1K269	-	Lock Clamp Kit (Items 13 And 14)
B	G1K379	-	Wrap Spring Wrench Replacement Kit, Silver Collar, L.H. (Items 31-40)

LFC011/LFC011(PT47a)



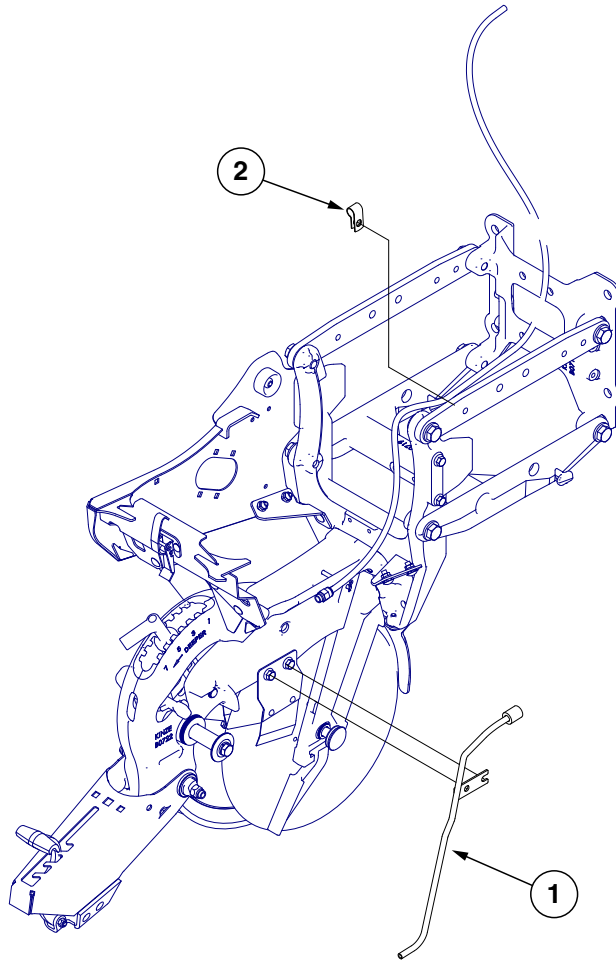
ITEM	PART NO.	QTY.	DESCRIPTION
1	GR0216	2	Spring Anchor Bar
2	GR0214	4	Spring
3	G10130	4	Square Head Machine Bolt, 5/16"-18 x 1 3/4"
	G11386	4	Flat Washer, 5/16" SAE
	G10144	4	Wing Nut, 5/16"-18
4	GR0212	1	Plate
5	GR0207	2	Nylon Bushing
6	G10303	2	Carriage Bolt, 5/16"-18 x 1"
	G11386	2	Flat Washer, 5/16" SAE
	G10144	2	Wing Nut, 5/16"-18
7	GR0215	6	Metering Hose, 1/2" x 13"
8	G10681	-	Hose Clamp, No. 6
9	G10004	4	Hex Head Cap Screw, 3/8"-16 x 1 1/4"
	G10101	4	Hex Nut, 3/8"-16
10	GR0213	2	Angle
11	GR0217	2	Manifold Plug
12	GR0232	6	Adapter
13	GR0228	1	Intake Manifold
14	GR1484	1	Discharge Manifold Less Hose Barbs
15	G4301-02	1	Hose, 3/8" x 50'
16	GR0211	-	Rubber Cap
17	GR0229	6	Nylon Washer
18	GR1626	6	Bushing
19	G10131	2	Square Head Set Screw, 5/16"-18 x 3/4"
20	G10640	8	Grease Fitting, 1/4"-28
21	GR0231	2	Roller Arm
22	GR0233	3	Roller
23	G10718	2	Spring Pin, 5/16" x 1 1/8"
24	GD9109	2	Sleeve
25	GD9107	1	Shaft
26	GR0226	2	Shim, 3/64"
27	GR0225	2	Shim, 1/32"
28	GR0208	1	Frame
29	GR1577	6	Nylon Hose Barb, 1/2" x 3/8" (If Applicable)
A	GA8691	-	Squeeze Pump Complete, 6 Rows (Items 1-13, 15-22 And 25-29)

LFC010(PT48a)



ITEM	PART NO.	QTY.	DESCRIPTION
1	GR0221	2	Spring Anchor Bar
2	GR0214	8	Spring
3	G10130	4	Square Head Machine Bolt, 5/16"-18 x 1 3/4"
	G11386	4	Flat Washer, 5/16" SAE
	G10144	4	Wing Nut, 5/16"-18
4	GR0212	2	Plate
5	GR0207	2	Nylon Bushing
6	G10303	4	Carriage Bolt, 5/16"-18 x 1"
	G11386	4	Flat Washer, 5/16" SAE
	G10144	4	Wing Nut, 5/16"-18
7	GR0215	8	Metering Hose, 1/2" x 13"
8	G10681	-	Hose Clamp, No. 6
9	GR0232	8	Adapter
10	G10004	4	Hex Head Cap Screw, 3/8"-16 x 1 1/4"
	G10101	4	Hex Nut, 3/8"-16
11	GR0279	1	Angle, L.H.
	GR0280	1	Angle, R.H.
12	GR0217	2	Manifold Plug
13	GR0284	1	Intake Manifold
14	GR1485	2	Discharge Manifold Less Hose Barbs
15	G4301-04	1	Hose, 3/8" x 100'
16	GR0211	-	Rubber Cap
17	GR0229	6	Nylon Washer
18	GR1626	6	Bushing
19	G10131	2	Square Head Set Screw, 5/16"-18 x 3/4"
20	G10640	8	Grease Fitting, 1/4"-28
21	GR0231	2	Roller Arm
22	GR0283	3	Roller
23	GR0282	2	Set Collar
24	GR0281	1	Back Up Roller
25	G10718	2	Spring Pin, 5/16" x 1 1/8"
26	GD9109	2	Sleeve
27	GD9108	1	Shaft
28	GR0226	4	Shim, 3/64"
29	GR0225	4	Shim, 1/32"
30	GR0222	1	Frame
31	GR1577	8	Nylon Hose Barb, 1/2" x 3/8" (If Applicable)
A	GA8692	-	Squeeze Pump Complete, 8 Rows (Items 1-14, 16-24 And 27-31)

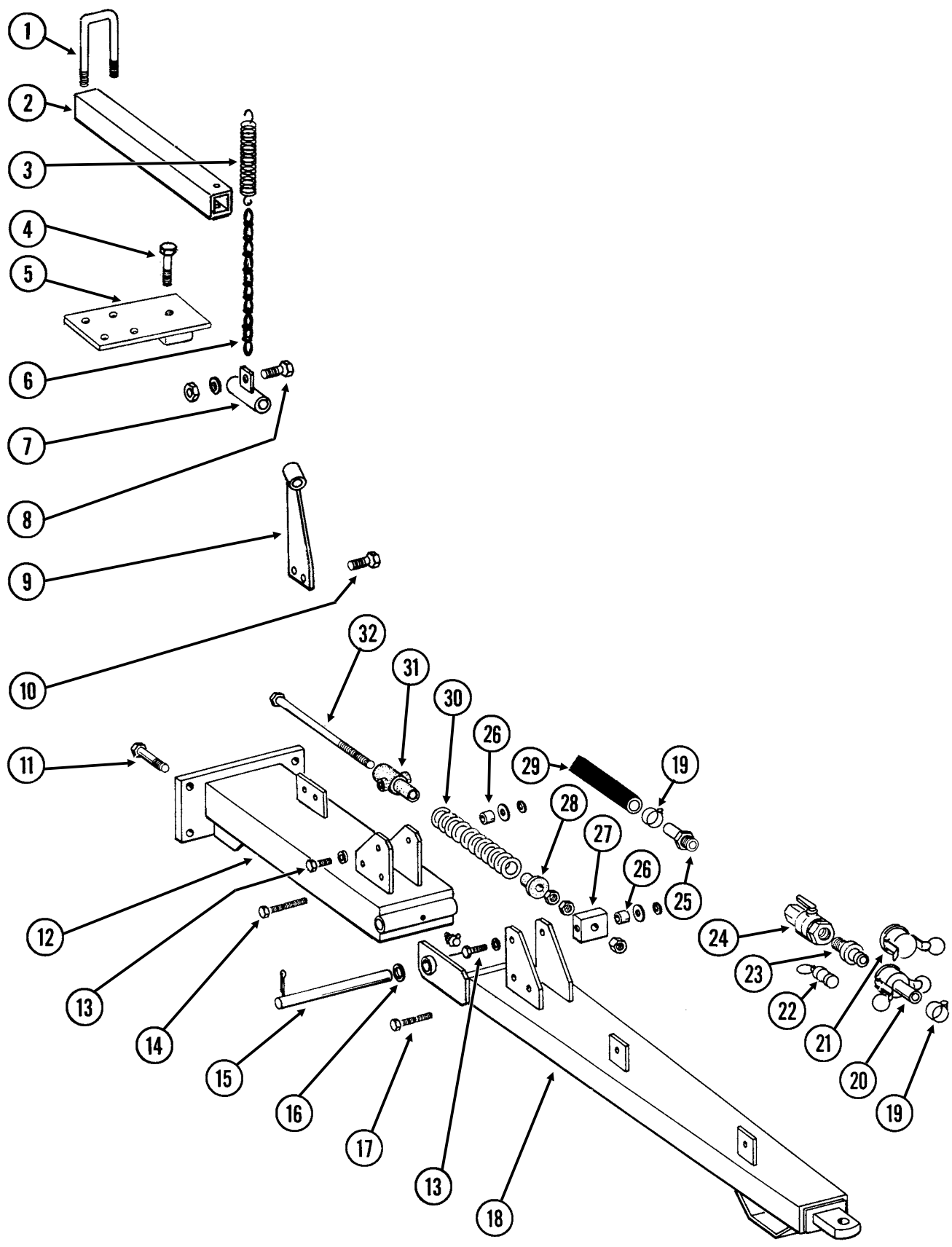
(A18821a)





ITEM	PART NO.	QTY.	DESCRIPTION
1	GA18822	-	Liquid Fertilizer Tube
2	GD13348	-	Insulated Clamp, 1 1/16"

This page left blank intentionally.

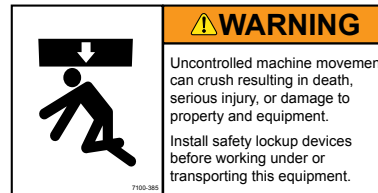
PHA032/LFC003(TWL47b)



ITEM	PART NO.	QTY.	DESCRIPTION
1	GD2721	2	U-Bolt, 2" x 2" x 1/2"-13
	G10228	4	Lock Washer, 1/2"
	G10102	4	Hex Nut, 1/2"-13
2	GD10196	-	Hanger Tube
3	GD0829	-	Spring
4	G10013	1	Hex Head Cap Screw, 5/8"-11 x 3 1/2" (As Required)
	G11391	1	Flat Washer, 5/8" SAE (As Required)
	G10230	1	Lock Washer, 5/8" (As Required)
	G10056	-	Hex Head Cap Screw, 3/4"-10 x 3 1/2" (As Required)
	G11392	-	Flat Washer, 3/4" SAE (As Required)
	G10231	-	Lock Washer, 3/4" (As Required)
	5	GA7211	1
6	G3305-03	-	Twin Loop Chain, 15 Links
7	GA7209	-	Hose Support
8	G10064	1	Hex Head Cap Screw, 1/4"-20 x 1"
	G11385	2	Flat Washer, 1/4" SAE
	G10110	1	Lock Nut, 1/4"-20, Grade B
9	GA7208	-	Hose Support
10	G10004	2	Hex Head Cap Screw, 3/8"-16 x 1 1/4"
	G10108	2	Lock Nut, 3/8"-16
11	G10826	5	Hex Head Cap Screw, 1"-8 x 2 1/2"
	G10396	5	Lock Nut, 1"-8
12	GA6960	1	Hitch
13	G10007	4	Hex Head Cap Screw, 5/8"-11 x 1 1/2"
	G11391	4	Flat Washer, 5/8" SAE
	G10230	4	Lock Washer, 5/8"
14	G10756	1	Hex Head Cap Screw, 3/8"-16 x 6"
	G10229	1	Lock Washer, 3/8"
	G10101	1	Hex Nut, 3/8"-16
15	GD3547	1	Pin, 1 1/4" x 12 3/4"
16	G11396	2	Flat Washer, 1 1/4" SAE
	G10460	2	Cotter Pin, 1/4" x 2"
17	G10172	1	Hex Head Cap Screw, 3/8"-16 x 5"
	G10229	1	Lock Washer, 3/8"
	G10101	1	Hex Nut, 3/8"-16
18	GA6961	1	Hitch
19	G10672	6	Hose Clamp, No. 28
20	GD1516	1	Adapter, 1 1/4" Barb To Female Cam Lock
21	GD1515	1	Dust Cap, 1 1/4" Cam Lock
22	GD1517	1	Dust Plug, 1 1/4" Male Cam Lock
23	GD1514	1	Adapter, 1 1/4" Male NPT To Cam Lock
24	GA4976	1	Shutoff Valve, 1 1/4" NPT
	GR1015	-	Body O-Ring
	GR1016	-	Stem O-Ring
	GR1017	-	Teflon Seat
	GR1018	-	Ball
	GR1019	-	Handle
25	G10626	1	Adapter, 1 1/4" NPT To Barb
26	GB0218	4	Bushing, 2 1/32" I.D. x 7/8" O.D. x 1 9/32" Long
27	GD7908	1	Tap Block
28	GB0213	1	Spring Seat
29	G4200-01	1	Hose, 1 1/4" x 22'
30	GD2115	1	Spring
31	GB0206	1	Rod Guide
32	GD7907	1	Special Bolt
	G10105	3	Hex Nut, 3/4"-10




Part No.: GD2199
 Description: SMV Sign
 Quantity: 1



Part No.: G7100-385
 Description: Decal, Warning
 Quantity: 2 (1 On Each End of Planter Frame)

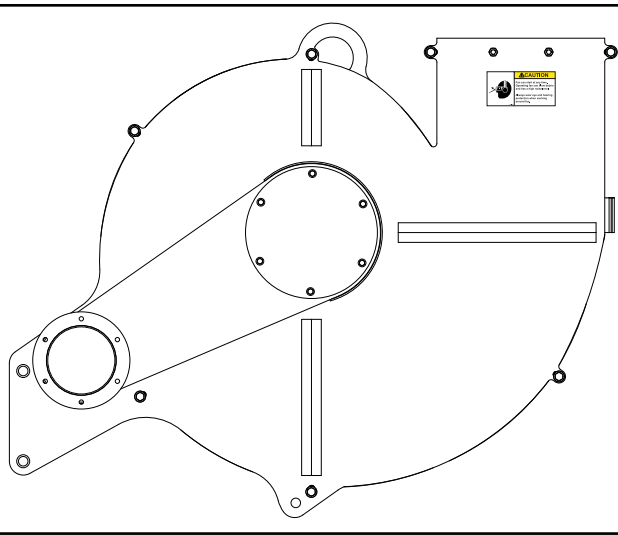
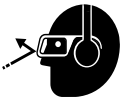


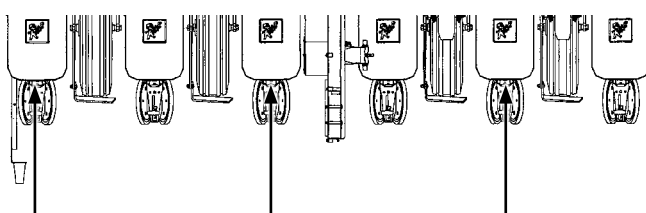


G7100-397



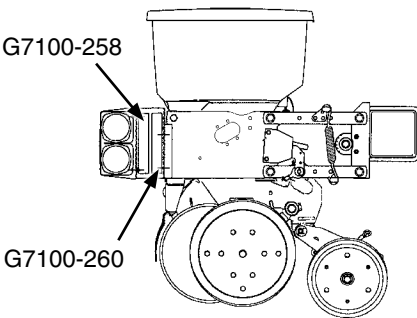




Part No.: G7100-397
 Description: Decal, Warning
 Quantity: 1 (Per Row Marker Cylinder - Conventional)
 4 (2 Per Row Marker)

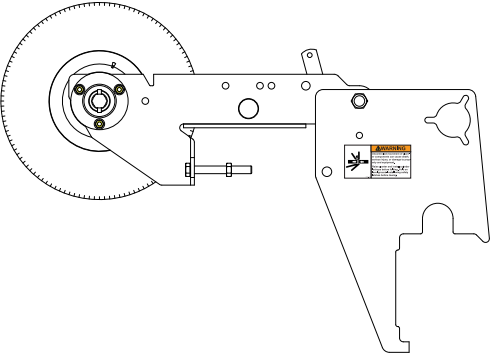





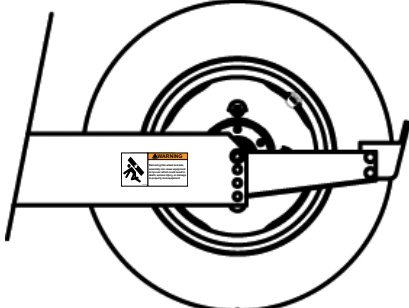






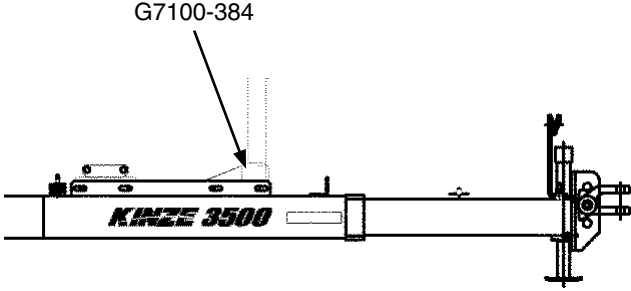



Part No.: G7100-385
 Description: Decal, Warning (2012 Production and On)
 Quantity: 1 (Located On Interplant Lift Cylinder Lockup)

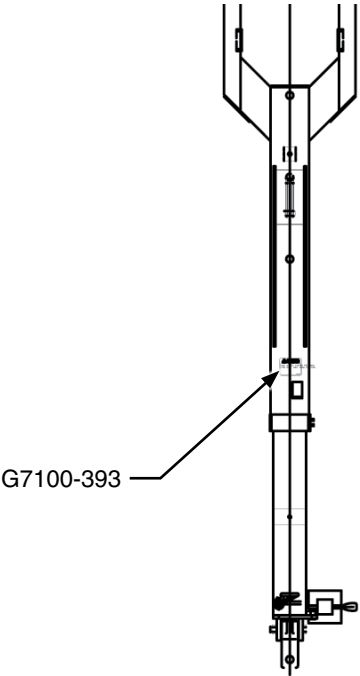

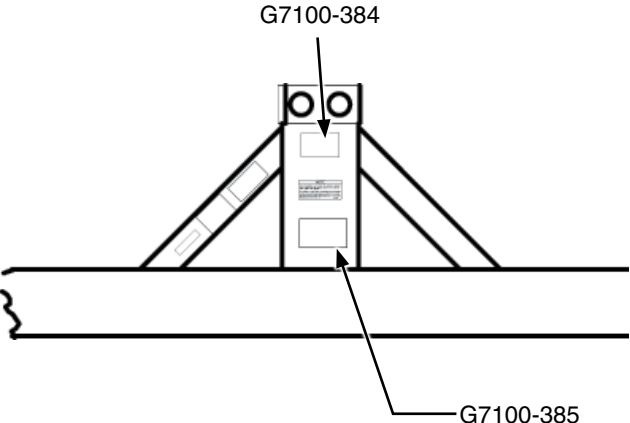



	<div data-bbox="1003 247 1360 430" style="border: 1px solid black; padding: 5px;">  <p>CAUTION Fan can start at any time. Operating fan can blow debris and has a high noise level. Always wear eye and hearing protection when working around fan.</p> </div> <p>Part No.: G7100-392 Description: Decal, Caution Quantity: 2 (Located On Each Side Of Fan)</p>
 	<div data-bbox="1015 772 1356 850" style="background-color: #cccccc; width: 200px; height: 35px; margin-bottom: 10px;"></div> <p>Part No.: G7100-259 Description: Reflective Decal, Amber, 1½" x 9", Rectangular Quantity: 7 On 6 Row/Qty. 8 On 8 Row (Located on the front planter toolbar in front of every other row unit beginning on the L.H. side of the planter and forward-facing on the outer ends of The transport axle. One located on each side of hitch.)</p>
  	<div data-bbox="852 1449 1518 1522" style="background-color: #cccccc; width: 400px; height: 35px; margin-bottom: 10px;"></div> <p>Part No.: G7100-259 Description: Reflective Decal, Amber, 1½" x 9", Rectangular Quantity: 2 (Per Row Unit - Located On The Granular Chemical Hopper Panel Extension Of Every Other Row Unit Beginning On The L.H. Side Of The Planter - Side-Facing In Transport Position)</p> <p>Part No.: G7100-262 Description: Reflective Decal, Amber, 1¾" x 9", Die-Cut Quantity: 1 (Qty. 1 Per Row Unit - Located On The Hopper Support Of Every Other Row Unit Beginning On The L.H. Side Of The Planter - Side-Facing In Transport Position)</p>



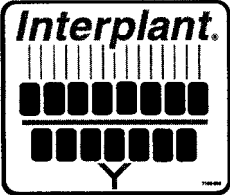


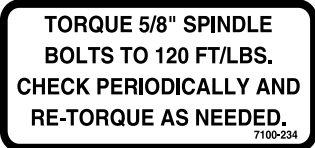

	 <p>Part No.: G7100-258 Description: Reflective Decal, Red, 1½" x 9" Rectangular Quantity: 1 (Per Scraper - Located On Top)</p> <p>Part No.: G7100-260 Description: Reflective Decal, Orange, 1½" x 9" Rectangular Quantity: 1 (Per Scraper - Located On Bottom)</p>
<p>With Even-Row Push Row Unit Option</p>  	 <p>Part No.: G7100-258 Description: Reflective Decal, Red, 1½" x 9" Rectangular Quantity: 1 (Located On The Light Bracket On The L.H. Side Of The Planter - Rear-Facing In Transport Position)</p> <p>Part No.: G7100-260 Description: Reflective Decal, Orange, 1½" x 9" Rectangular Quantity: 1 (Located On The Light Bracket On The L.H. Side Of The Planter - Rear-Facing In Transport Position)</p> <p>Part No.: G7100-259 Description: Reflective Decal, Amber, 1½" x 9", Rectangular Quantity: 2 On 6 Row And 3 On 8 Row (Located On The Front Of Every Other Push Row Unit Beginning On The Second Row In - Side-Facing In Transport Position)</p>

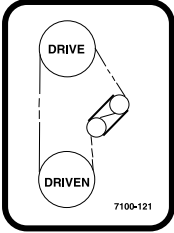
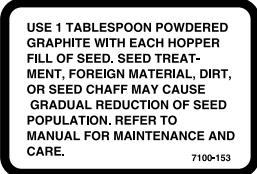

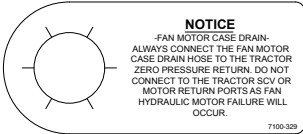



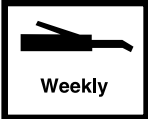

	<div style="background-color: #cccccc; width: 100px; height: 20px; margin-bottom: 10px;"></div> <p>Part No.: G7100-258 Description: Reflective Decal, Red, 1½" x 9" Rectangular Quantity: 1 (Located On The Light Bracket On the L.H. Side Of The Planter - Rear-Facing In Transport Position)</p> <p>1 (Located On The Outer Row Unit On the L.H. Side Of The Planter - Rear-Facing In Transport Position)</p> <hr/> <p>Part No.: G7100-260 Description: Reflective Decal, Orange, 1½" x 9" Rectangular Quantity: 1 (Located On The Light Bracket On the L.H. Side Of The Planter - Rear-Facing In Transport Position)</p> <p>1 (Located On The Outer Row Unit On the L.H. Side Of The Planter - Rear-Facing In Transport Position)</p>
<p style="text-align: center;">With Granular Chemical Option</p>	<div style="background-color: #cccccc; width: 100px; height: 20px; margin-bottom: 10px;"></div> <p>Part No.: G7100-259 Description: Reflective Decal, Amber, 1½" x 9", Rectangular Quantity: 1 (Located On The Outer Row Unit On The R.H. Side Of The Planter - Forward- Facing In Transport Position)</p>






	<div data-bbox="971 247 1295 415">  <p>⚠ WARNING Uncontrolled movement of planter components can cause death, serious injury, or damage to property and equipment. Raise planter and install cylinder lockups before folding. Fold on level ground. Install wing safety latches before towing.</p> </div> <p>Part No.: G7100-402 Description: Decal, Warning Quantity: 1 (Located on Wheel Modules On Both Ends Of Planter)</p>
	<div data-bbox="945 634 1318 823">  <p>⚠ WARNING Agricultural chemicals can cause death or serious injury to persons, animals, and plants or seriously damage soil, equipment, and property. Read and follow all chemical and equipment manufacturer labels and instructions.</p> </div> <p>Part No.: G7100-381 Description: Decal, Warning Quantity: 1 (1 Per Row Unit - Located On Underside Of Granular Chemical Hopper Lid)</p>
	<div data-bbox="950 1117 1315 1222">  <p>⚠ CAUTION Improper lifting of row unit can cause serious injury. An empty row unit requires minimum 90 lb (40.8 kg) lift. Set down pressure springs to minimum, lower planter to ground, and empty seed hopper before attempting to lift with this lever.</p> </div> <p>Part No.: G7100-389 Description: Decal, Caution Quantity: 1 (Located On Interplant Push Row Unit Lift Lever)</p>
	<div data-bbox="941 1558 1323 1753">  <p>⚠ WARNING Removing this wheel and axle assembly can cause equipment to tip over which could result in death, serious injury, or damage to property and equipment.</p> </div> <p>Part No.: G7100-386 Description: Decal, Warning Quantity: 1</p>

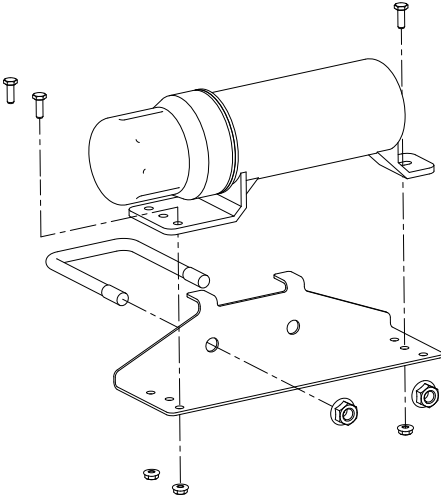

	 <div style="border: 1px solid black; padding: 5px;"> <p>⚠ WARNING</p> <p>Uncontrolled machine movement can crush resulting in death, serious injury, or damage to property and equipment.</p> <p>Install safety lockup devices before working under or transporting this equipment.</p> </div>
	<p>Part No.: G7100-385 Description: Decal, Warning Quantity: 1</p>
	 <div style="border: 1px solid black; padding: 5px;"> <p>⚠ WARNING</p> <p>Transporting planter with hoppers over half full or unevenly loaded can cause loss of control and could result in death, serious injury, or damage to property and equipment. Properly load planter when transporting. Be aware of extra transport weight, and road conditions and limits.</p> </div>
<p>Part No.: G7100-400 Description: Decal, Warning (2012 Production and On) Quantity: 2 (Located On Top Of Toolbar 36" From L.H. End of Toolbar And 28" From R.H. End of Toolbar)</p>	 <div style="border: 1px solid black; padding: 5px;"> <p>⚠ WARNING</p> <p>Uncontrolled machine movement can crush resulting in death, serious injury, or damage to property and equipment.</p> <p>Install safety lockup devices before working under or transporting this equipment.</p> </div> <p>Part No.: G7100-385 Description: Decal, Warning (2012 Production and On) Quantity: 2 (Located On Top Of Toolbar 51" From L.H. End of Toolbar And 43" From R.H. End of Toolbar)</p>
<p>G7100-384</p>	 <div style="border: 1px solid black; padding: 5px;"> <p>⚠ WARNING</p> <p>Uncontrolled movement of equipment can cause loss of control and could result in death, serious injury, or damage to property and equipment.</p> <p>Install all safety pins before transporting equipment.</p> </div> <p>Part No.: G7100-384 (2013 production and on) (replaces G7100-02) Description: Decal, Warning Quantity: 2</p>

 <p>G7100-393</p>	 <p>WARNING Loss of control can cause death or serious injury, or damage to property and equipment. Tow only with farm tractor weight rated and configured for this equipment. Use safety chains and transport as specified in the Operator and Parts Manual.</p>
 <p>G7100-384</p> <p>G7100-385</p>	 <p>WARNING Uncontrolled movement of equipment can cause loss of control and could result in death, serious injury, or damage to property and equipment. Install all safety pins before transporting equipment.</p>
 <p>G7100-385</p>	<p>Part No.: G7100-384 Description: Decal, Warning Quantity: 2 (Front and Rear)</p>  <p>WARNING Uncontrolled machine movement can crush resulting in death, serious injury, or damage to property and equipment. Install safety lockup devices before working under or transporting this equipment.</p> <p>Part No.: G7100-385 Description: Decal, Warning Quantity: 1</p> <p>Part No.: GD1162 Description: Tie Strap, 28"</p> <p>Part No.: GD1512 Description: Tie Strap, 7½"</p> <p>Part No.: GD2117 Description: Tie Strap, 14½"</p> <p>Part No.: GD2984 Description: Tie Strap, 34"</p>

	<p>Part No.: GD10057-01 Description: Hose Identification Sleeve, Red AA</p> <p>Part No.: GD10057-02 Description: Hose Identification Sleeve, Red BB</p> <p>Part No.: GD10057-03 Description: Hose Identification Sleeve, Blue AA</p> <p>Part No.: GD10057-04 Description: Hose Identification Sleeve, Blue BB</p> <p>Part No.: GD10057-19 Description: Hose Identification Sleeve, Orange CD</p>
	<p>Part No.: G7100-295 Description: Decal, Spring Tension Release Quantity: -</p>
	<p>Part No.: G7100-208 Description: Decal, Interplant Quantity: 2</p>
	<p>Part No.: G7100-247 Description: Decal, Logo, 4³/₈" x 4¹/₂" Quantity: 2 (Per Row Unit)</p> <p>Part No.: G7100-252 Description: Decal, Logo, 3¹/₂" x 3⁵/₈" (Hopper Panel Extension)</p>
	<p>Part No.: G7100-177 Description: Decal, Twin-Line®, ¾" x 3" Quantity: 1</p>
	<p>Part No.: G7100-234 Description: Decal, Bolt Torque Quantity: -</p>
	<p>Part No.: G7100-387 Description: Decal, Warning Quantity: 1</p>

	<p>Part No.: G7100-121 Description: Decal, Transmission Quantity: 1</p>
	<p>Part No.: G7100-153 Description: Decal, Information Quantity: 1 Per Brush-Type Seed Meter</p>
	<p>Part No.: G7100-337 Description: Decal, Instruction</p>
	<p>Part No.: G7100-329 Description: Tag, Fan Motor Case Drain</p>
	<p>Part No.: G7100-352 Description: Decal, Tank Drain</p>
	<p>Part No.: G7100-111 Description: Decal, Oil Daily</p>
	<p>Part No.: G7100-116 Description: Decal, Grease Daily</p>
	<p>Part No.: G7100-110 Description: Decal, Grease Weekly</p>
	<p>Part No.: GR0155 Description: Blue Paint, Aerosol Can Part No.: GR0155MPP Description: Blue Paint, Twelve Aerosol Cans</p>

	<p>Part No.: GR0146 Description: Powdered Graphite, 1 Pound Container</p> <p>Part No.: GR0146MPP Description: Powdered Graphite, Twenty-Four 1 Pound Containers</p>
	<p>Part No.: GR1570MPP Description: Talc Lubricant, Four 8 Pound Containers</p> <p>Part No.: GR1828 Description: Talc Lubricant, 30 Pound Container</p>
	<p>Part No.: GR1842MPP Description: Graphite Lubricant, Four 5 Pound Containers</p>
<p>Not Available</p>	<p>Part No.: GR2217 Description: Fluency Agent Seed Flow Additive, Four 4.4 Pound Pails</p>
	<p>Part No.: G7100-365 Description: Decal, KINZE 3500 (2011 production and on) Quantity: 2 (1 On Each Side of Hitch)</p>
	<p>Part No.: GM0258-01 Description: Operator Manual, Model 3500</p> <p>Part No.: GM0258-02 Description: Parts Manual, Model 3500</p> <p>Part No.: GPR1094 Description: Binder (Contact Kinze Repair Parts To Order)</p>

	<p>Part No.: GA15422 Description: Operator's Manual Canister Quantity: 1</p>
	<p>Part No.: GD22686 Description: Manual Canister Bracket Quantity: 1</p>
	<p>Part No.: GD16642 Description: U-Bolt, 3" x 4" x 1/2"-13 Quantity: 1</p>
	<p>Part No.: G10071 Description: Serrated Flange Nut, 1/2"-13 Quantity: 2</p>
	<p>Part No.: G11166 Description: Hex Socket Flange Cap Screw, 1/4"-20 x 3/4" Quantity: 3</p>
	<p>Part No.: G11320 Description: Lock Nut, 1/4"-20, Grade B Quantity: 3</p>
	<p>Part No.: G7100-484 Description: Decal, American Flag</p>

Part No.	Page	Part No.	Page	Part No.	Page	Part No.	Page
*A1002	P104	A6364	P71	G10006	P76	G10038	P82
*A1018	P104	A6401	P71	G10007	P4	G10038	P134
*A1021	P104	A6524	P95	G10007	P6	G10039	P4
*A1026	P104	A7369	P78	G10007	P15	G10039	P36
*A1041	P104	A9401	P71	G10007	P68	G10039	P116
*A1055	P104	A9402	P71	G10007	P115	G10040	P86
*A1076	P104	D13426	P95	G10007	P132	G10045	P92
*A1078	P104	G10001	P12	G10007	P148	G10045	P112
*A1090	P104	G10001	P14	G10008	P88	G10046	P112
*A1109	P104	G10001	P45	G10008	P90	G10046	P118
*A1141	P104	G10001	P48	G10010	P10	G10047	P2
*A1153	P104	G10001	P52	G10010	P114	G10047	P81
*A1194	P104	G10001	P60	G10010	P123	G10047	P118
*A1195	P104	G10001	P62	G10011	P118	G10047	P125
*A12015	P54	G10001	P63	G10013	P14	G10047	P140
*A12016	P54	G10001	P108	G10013	P148	G10048	P70
*A12080	P54	G10001	P115	G10014	P10	G10048	P72
*A12081	P54	G10001	P134	G10014	P73	G10049	P116
*A12924	P54	G10002	P28	G10015	P12	G10053	P80
*A12925	P54	G10002	P118	G10016	P48	G10053	P134
*A1460	P54	G10003	P32	G10016	P48	G10056	P148
*A1462	P62	G10003	P88	G10016	P116	G10063	P52
*A1465	P62	G10003	P90	G10017	P4	G10064	P14
*A15007	P104	G10003	P134	G10017	P36	G10064	P71
*A15008	P104	G10003	P136	G10017	P36	G10064	P72
*A3115	P104	G10004	P4	G10017	P81	G10064	P148
*A3166	P54	G10004	P4	G10017	P82	G10071	P4
*A3278	P62	G10004	P6	G10017	P118	G10071	P70
*A3345	P54	G10004	P44	G10017	P130	G10071	P76
*A3351	P62	G10004	P44	G10018	P10	G10071	P159
*A3352	P54	G10004	P70	G10018	P12	G10100	P116
*A3368	P54	G10004	P70	G10018	P93	G10101	P14
*A3369	P63	G10004	P72	G10019	P86	G10101	P15
*A3370	P62	G10004	P77	G10019	P86	G10101	P32
*A3371	P62	G10004	P78	G10019	P112	G10101	P44
*A3372	P62	G10004	P81	G10023	P28	G10101	P52
*A3377	P62	G10004	P116	G10023	P60	G10101	P62
*A6201	P62	G10004	P140	G10023	P62	G10101	P72
*A6206	P62	G10004	P142	G10026	P73	G10101	P78
*A8251	P54	G10004	P144	G10026	P76	G10101	P90
*A8261	P54	G10004	P148	G10027	P70	G10101	P108
*A8274	P54	G10004	P131	G10027	P76	G10101	P109
*A8279	P63	G10005	P62	G10033	P71	G10101	P112
*A8280	P54	G10005	P63	G10036	P60	G10101	P116
*A8280	P63	G10005	P68	G10036	P134	G10101	P134
*D15792-09	P60	G10005	P70	G10037	P4	G10101	P134
*D15792-10	P60	G10005	P70	G10037	P4	G10101	P136
*D15792-14	P60	G10005	P72	G10037	P72	G10101	P140
*G6400-06	P101	G10005	P88	G10037	P76	G10101	P142
*G6400-06	P101	G10006	P12	G10037	P80	G10101	P144
8647x	P108	G10006	P69	G10037	P134	G10101	P148
A10759	P28	G10006	P73	G10037	P139	G10101	P148

Part No.	Page	Part No.	Page	Part No.	Page	Part No.	Page
G10102	P4	G10104	P118	G10108	P70	G10130	P140
G10102	P12	G10104	P118	G10108	P73	G10130	P142
G10102	P12	G10104	P119	G10108	P73	G10130	P144
G10102	P48	G10104	P125	G10108	P78	G10131	P79
G10102	P49	G10104	P130	G10108	P88	G10131	P142
G10102	P59	G10104	P132	G10108	P93	G10131	P144
G10102	P63	G10104	P134	G10108	P95	G10133	P14
G10102	P70	G10104	P134	G10108	P98	G10133	P112
G10102	P70	G10104	P140	G10108	P115	G10133	P122
G10102	P72	G10104	P140	G10108	P116	G10133	P130
G10102	P76	G10105	P70	G10108	P118	G10144	P142
G10102	P80	G10105	P76	G10108	P118	G10144	P142
G10102	P80	G10105	P76	G10108	P122	G10144	P144
G10102	P82	G10105	P115	G10108	P136	G10144	P144
G10102	P82	G10105	P132	G10108	P148	G10152	P12
G10102	P86	G10105	P148	G10109	P10	G10157	P66
G10102	P88	G10106	P12	G10109	P12	G10157	P68
G10102	P90	G10106	P12	G10109	P14	G10159	P88
G10102	P92	G10106	P36	G10109	P48	G10159	P88
G10102	P92	G10106	P60	G10109	P62	G10159	P88
G10102	P114	G10106	P78	G10109	P112	G10159	P90
G10102	P118	G10106	P86	G10109	P122	G10159	P90
G10102	P118	G10106	P86	G10110	P32	G10159	P90
G10102	P125	G10106	P130	G10110	P60	G10168	P92
G10102	P130	G10106	P130	G10110	P62	G10168	P92
G10102	P132	G10106	P130	G10110	P70	G10168	P134
G10102	P134	G10106	P130	G10110	P72	G10169	P66
G10102	P134	G10106	P130	G10110	P92	G10169	P68
G10102	P139	G10106	P139	G10110	P148	G10171	P12
G10102	P148	G10106	P140	G10111	P4	G10171	P60
G10103	P32	G10107	P12	G10111	P14	G10171	P62
G10103	P72	G10107	P14	G10111	P36	G10171	P130
G10103	P72	G10107	P36	G10111	P36	G10171	P130
G10104	P4	G10107	P60	G10111	P36	G10172	P73
G10104	P4	G10107	P60	G10111	P36	G10172	P148
G10104	P6	G10107	P62	G10111	P70	G10177	P80
G10104	P6	G10107	P69	G10111	P71	G10201	P28
G10104	P15	G10107	P112	G10111	P81	G10201	P44
G10104	P44	G10107	P119	G10111	P112	G10201	P130
G10104	P63	G10107	P122	G10111	P112	G10201	P130
G10104	P66	G10108	P2	G10111	P116	G10203	P81
G10104	P70	G10108	P4	G10111	P116	G10203	P81
G10104	P70	G10108	P28	G10111	P116	G10204	P7
G10104	P70	G10108	P44	G10111	P119	G10204	P10
G10104	P71	G10108	P44	G10111	P122	G10204	P112
G10104	P73	G10108	P44	G10118	P68	G10204	P123
G10104	P80	G10108	P45	G10120	P72	G10206	P71
G10104	P88	G10108	P52	G10128	P80	G10216	P10
G10104	P88	G10108	P52	G10128	P82	G10216	P44
G10104	P90	G10108	P63	G10130	P49	G10217	P62
G10104	P112	G10108	P70	G10130	P79	G10217	P66
G10104	P116	G10108	P70	G10130	P134	G10217	P68

Part No.	Page	Part No.	Page	Part No.	Page	Part No.	Page
G10217	P119	G10229	P78	G10230	P148	G10306	P32
G10220	P115	G10229	P81	G10231	P70	G10306	P78
G10227	P32	G10229	P81	G10231	P73	G10306	P118
G10227	P62	G10229	P90	G10231	P76	G10306	P122
G10227	P72	G10229	P108	G10231	P76	G10306	P136
G10227	P72	G10229	P109	G10231	P132	G10308	P14
G10227	P82	G10229	P112	G10231	P148	G10310	P32
G10227	P86	G10229	P116	G10232	P12	G10312	P28
G10227	P126	G10229	P116	G10232	P12	G10312	P139
G10227	P140	G10229	P125	G10232	P60	G10315	P12
G10228	P4	G10229	P134	G10232	P78	G10315	P14
G10228	P4	G10229	P134	G10232	P86	G10315	P32
G10228	P4	G10229	P136	G10232	P86	G10318	P36
G10228	P10	G10229	P140	G10232	P112	G10322	P116
G10228	P48	G10229	P140	G10232	P118	G10325	P7
G10228	P49	G10229	P148	G10232	P130	G10325	P28
G10228	P59	G10229	P148	G10232	P130	G10328	P7
G10228	P60	G10230	P4	G10232	P130	G10338	P10
G10228	P63	G10230	P4	G10232	P130	G10338	P59
G10228	P70	G10230	P6	G10232	P130	G10370	P77
G10228	P70	G10230	P6	G10232	P139	G10396	P148
G10228	P72	G10230	P14	G10232	P140	G10403	P62
G10228	P76	G10230	P15	G10233	P48	G10403	P72
G10228	P80	G10230	P44	G10233	P78	G10408	P126
G10228	P80	G10230	P60	G10233	P80	G10409	P126
G10228	P82	G10230	P63	G10233	P123	G10409	P134
G10228	P82	G10230	P66	G10233	P127	G10409	P140
G10228	P86	G10230	P68	G10233	P134	G10412	P6
G10228	P88	G10230	P68	G10233	P139	G10412	P6
G10228	P90	G10230	P70	G10235	P78	G10412	P6
G10228	P92	G10230	P70	G10236	P70	G10412	P78
G10228	P92	G10230	P71	G10237	P116	G10427	P7
G10228	P92	G10230	P73	G10239	P70	G10427	P12
G10228	P114	G10230	P80	G10243	P109	G10430	P79
G10228	P114	G10230	P88	G10256	P86	G10438	P114
G10228	P118	G10230	P88	G10284	P44	G10450	P119
G10228	P125	G10230	P90	G10292	P133	G10451	P44
G10228	P130	G10230	P112	G10303	P12	G10451	P112
G10228	P132	G10230	P114	G10303	P48	G10452	P32
G10228	P134	G10230	P116	G10303	P77	G10453	P79
G10228	P134	G10230	P116	G10303	P78	G10455	P81
G10228	P139	G10230	P118	G10303	P80	G10455	P126
G10228	P148	G10230	P118	G10303	P130	G10455	P139
G10229	P15	G10230	P119	G10303	P130	G10456	P114
G10229	P28	G10230	P125	G10303	P134	G10456	P139
G10229	P32	G10230	P130	G10303	P140	G10457	P70
G10229	P52	G10230	P132	G10303	P142	G10459	P116
G10229	P57	G10230	P134	G10303	P144	G10460	P81
G10229	P60	G10230	P134	G10305	P33	G10460	P88
G10229	P62	G10230	P140	G10305	P33	G10460	P88
G10229	P70	G10230	P140	G10305	P72	G10460	P88
G10229	P77	G10230	P148	G10305	P112	G10460	P90

Part No.	Page	Part No.	Page	Part No.	Page	Part No.	Page
G10460	P90	G10599	P14	G10640	P140	G10770	P95
G10460	P90	G10599	P15	G10640	P142	G10779	P76
G10460	P125	G10599	P44	G10640	P144	G10801	P12
G10460	P130	G10599	P52	G10641	P81	G10809	P57
G10460	P148	G10599	P116	G10641	P115	G10810	P76
G10463	P12	G10602	P28	G10641	P140	G10821	P81
G10463	P44	G10602	P29	G10643	P125	G10821	P126
G10463	P88	G10602	P78	G10655	P130	G10821	P139
G10463	P90	G10602	P81	G10660	P29	G10826	P148
G10478	P134	G10602	P125	G10670	P28	G10829	P132
G10478	P139	G10603	P122	G10670	P130	G10830	P60
G10485	P132	G10606	P76	G10670	P134	G10830	P122
G10496	P49	G10610	P114	G10671	P76	G10844	P92
G10496	P80	G10615	P134	G10672	P130	G10860	P81
G10496	P126	G10619	P131	G10672	P131	G10862	P60
G10496	P140	G10620	P10	G10672	P148	G10862	P116
G10499	P52	G10620	P10	G10674	P132	G10864	P32
G10499	P112	G10620	P18	G10674	P132	G10870	P81
G10501	P78	G10620	P28	G10676	P60	G10871	P118
G10501	P134	G10620	P59	G10676	P130	G10874	P71
G10501	P134	G10620	P77	G10681	P57	G10890	P78
G10503	P36	G10620	P80	G10681	P112	G10901	P132
G10503	P112	G10620	P114	G10681	P133	G10908	P122
G10503	P122	G10620	P123	G10681	P142	G10912	P7
G10503	P134	G10620	P134	G10681	P144	G10912	P44
G10504	P112	G10621	P28	G10686	P93	G10923	P49
G10507	P116	G10621	P33	G10686	P109	G10923	P79
G10523	P32	G10621	P71	G10693	P136	G10923	P134
G10526	P114	G10622	P7	G10716	P70	G10923	P140
G10527	P81	G10622	P7	G10716	P76	G10924	P10
G10529	P33	G10622	P33	G10717	P70	G10927	P109
G10535	P49	G10622	P33	G10718	P44	G10928	P109
G10536	P36	G10626	P132	G10718	P142	G10931	P109
G10536	P88	G10626	P134	G10718	P144	G10932	P98
G10536	P90	G10626	P148	G10722	P92	G10938	P112
G10542	P112	G10626	P131	G10725	P92	G10939	P95
G10544	P92	G10629	P132	G10727	P93	G10939	P98
G10546	P29	G10629	P134	G10732	P4	G10940	P10
G10558	P139	G10633	P132	G10732	P6	G10958	P95
G10560	P114	G10636	P76	G10732	P44	G10961	P114
G10567	P28	G10638	P72	G10746	P70	G10961	P123
G10567	P29	G10640	P10	G10751	P6	G10968	P49
G10570	P29	G10640	P73	G10751	P44	G10991	P118
G10572	P36	G10640	P88	G10751	P44	G10991	P136
G10574	P125	G10640	P88	G10751	P78	G10992	P86
G10581	P60	G10640	P90	G10752	P6	G10992	P86
G10585	P36	G10640	P90	G10753	P44	G10994	P133
G10587	P130	G10640	P114	G10756	P148	G11018	P4
G10588	P130	G10640	P116	G10757	P32	G11034	P122
G10592	P116	G10640	P118	G10758	P32	G11066	P86
G10594	P116	G10640	P122	G10758	P109	G11066	P86
G10597	P36	G10640	P130	G10765	P69	G11073	P29

Part No.	Page	Part No.	Page	Part No.	Page	Part No.	Page
G11075	P80	G11386	P130	G11391	P52	G1K269	P79
G11075	P126	G11386	P142	G11391	P63	G1K269	P126
G11075	P140	G11386	P142	G11391	P76	G1K269	P140
G11078	P82	G11386	P144	G11391	P78	G1K296	P10
G11078	P126	G11386	P144	G11391	P88	G1K320	P106
G11078	P140	G11387	P2	G11391	P90	G1K320	P109
G11081	P76	G11387	P4	G11391	P92	G1K320	P84
G11091	P4	G11387	P12	G11391	P114	G1K321	P106
G11091	P6	G11387	P14	G11391	P115	G1K321	P108
G11091	P44	G11387	P14	G11391	P116	G1K321	P84
G11091	P48	G11387	P15	G11391	P119	G1K322	P108
G11091	P72	G11387	P28	G11391	P122	G1K323	P108
G11091	P72	G11387	P32	G11391	P123	G1K331	P49
G11091	P106	G11387	P44	G11391	P148	G1K345	P14
G11091	P131	G11387	P44	G11391	P148	G1K362	P109
G11100	P82	G11387	P45	G11392	P148	G1K363	P109
G11100	P126	G11387	P45	G11396	P88	G1K378	P82
G11100	P140	G11387	P52	G11396	P90	G1K378	P126
G11109	P63	G11387	P60	G11396	P148	G1K379	P140
G11124	P52	G11387	P60	G11400	P88	G1K385	P32
G11133	P52	G11387	P63	G11400	P88	G1K395	P84
G11137	P59	G11387	P78	G11400	P90	G1K396	P84
G11145	P59	G11387	P112	G11400	P90	G1K426	P56
G11147	P60	G11387	P116	G11418	P92	G2100-03	P48
G11159	P73	G11387	P116	G11419	P14	G2100-03	P77
G11166	P52	G11387	P118	G11436	P112	G2100-03	P134
G11166	P159	G11387	P122	G11436	P116	G2100-03	P140
G11209	P32	G11387	P125	G11436	P118	G2501-12-16	P62
G11215	P52	G11387	P134	G11453	P82	G2501-16-20	P62
G11220	P4	G11387	P136	G11453	P126	G2700-06-06	P54
G11222	P18	G11387	P140	G11453	P140	G2700-08	P104
G11223	P68	G11387	P140	G11514	P4	G2700-10	P54
G11237	P133	G11389	P4	G11514	P44	G2700-12	P54
G11288	P109	G11389	P4	G11514	P44	G2701-06	P54
G11311	P86	G11389	P4	G11514	P44	G2701-10	P54
G11314	P76	G11389	P36	G11742	P93	G2701-12	P54
G11320	P159	G11389	P36	G11793	P29	G306-06	P54
G11385	P29	G11389	P36	G1K215	P114	G306-08	P104
G11385	P32	G11389	P48	G1K248	P106	G306-10	P54
G11385	P62	G11389	P112	G1K248	P109	G306-12	P54
G11385	P148	G11389	P114	G1K248	P84	G3302-09	P62
G11386	P12	G11389	P116	G1K249	P108	G3303-108	P29
G11386	P48	G11389	P119	G1K252	P106	G3303-114	P29
G11386	P60	G11389	P125	G1K252	P109	G3303-96	P44
G11386	P62	G11389	P132	G1K252	P84	G3305-01	P33
G11386	P86	G11391	P4	G1K253	P78	G3305-03	P148
G11386	P86	G11391	P4	G1K267	P108	G3310-100	P80
G11386	P93	G11391	P6	G1K267	P84	G3310-116	P78
G11386	P112	G11391	P14	G1K268	P52	G3310-122	P48
G11386	P118	G11391	P36	G1K268	P108	G3310-124	P78
G11386	P130	G11391	P44	G1K268	P84	G3310-154	P140
G11386	P130	G11391	P44	G1K269	P49	G3310-155	P126

Part No.	Page	Part No.	Page	Part No.	Page	Part No.	Page
G3310-80.....	P81	G7100-110.....	P157	GA10036.....	P123	GA12330.....	P136
G3310-88.....	P134	G7100-111.....	P157	GA10037.....	P123	GA12358.....	P86
G3310-92.....	P80	G7100-116.....	P157	GA10047.....	P118	GA12403.....	P108
G3400-01.....	P48	G7100-121.....	P157	GA10048.....	P118	GA12626.....	P86
G3400-01.....	P77	G7100-153.....	P157	GA10137.....	P18	GA12644.....	P84
G3400-01.....	P81	G7100-177.....	P156	GA10149.....	P55	GA12645.....	P84
G3400-01.....	P134	G7100-208.....	P156	GA10161.....	P44	GA12646.....	P84
G3400-01.....	P140	G7100-234.....	P156	GA10603.....	P134	GA12802.....	P62
G4200-01.....	P148	G7100-247.....	P156	GA10635.....	P52	GA12812.....	P52
G4200-02.....	P132	G7100-252.....	P156	GA10709.....	P66	GA12812.....	P84
G4200-03.....	P132	G7100-258.....	P151	GA10799.....	P52	GA12858.....	P84
G4301-02.....	P133	G7100-258.....	P151	GA10812.....	P60	GA13169.....	P86
G4301-02.....	P142	G7100-258.....	P152	GA10917.....	P63	GA13512.....	P86
G4301-04.....	P133	G7100-259.....	P150	GA10918.....	P62	GA13665.....	P68
G4301-04.....	P144	G7100-259.....	P150	GA10919.....	P62	GA13673.....	P68
G4602-01.....	P132	G7100-259.....	P151	GA10924.....	P106	GA1369.....	P112
G6325X.....	P4	G7100-259.....	P152	GA11023.....	P60	GA13719.....	P92
G6325X.....	P6	G7100-260.....	P151	GA11024.....	P134	GA13762.....	P88
G6400-06.....	P55	G7100-260.....	P151	GA11079.....	P68	GA13762.....	P90
G6400-06.....	P57	G7100-260.....	P152	GA11085.....	P52	GA13783.....	P68
G6400-06.....	P104	G7100-262.....	P150	GA11086.....	P52	GA13986.....	P66
G6400-08.....	P98	G7100-295.....	P156	GA11087.....	P52	GA14049.....	P131
G6400-08.....	P104	G7100-329.....	P157	GA11154.....	P52	GA14112.....	P131
G6400-08.....	P104	G7100-337.....	P157	GA11155.....	P52	GA14127.....	P86
G6400-08-04.....	P104	G7100-352.....	P157	GA11158.....	P52	GA14412.....	P76
G6400-08-06.....	P104	G7100-365.....	P158	GA11201.....	P70	GA14413.....	P76
G6400-10.....	P57	G7100-384.....	P155	GA11295.....	P60	GA14416.....	P76
G6400-10.....	P63	G7100-384.....	P154	GA11296.....	P60	GA14446.....	P62
G6400-12.....	P57	G7100-385.....	P149	GA11298.....	P59	GA14847.....	P52
G6400-12.....	P63	G7100-385.....	P149	GA11301.....	P60	GA15101.....	P106
G6400-L-06.....	P104	G7100-385.....	P154	GA11331.....	P48	GA15151.....	P92
G6408-06.....	P57	G7100-385.....	P154	GA11523.....	P63	GA15197.....	P14
G6408-08.....	P98	G7100-385.....	P155	GA11528.....	P70	GA15197.....	P15
G6408-12.....	P57	G7100-386.....	P153	GA11699.....	P52	GA15415.....	P112
G6500-06.....	P55	G7100-389.....	P153	GA11934.....	P57	GA15415.....	P116
G6500-08.....	P104	G7100-392.....	P150	GA11969.....	P44	GA15415.....	P118
G6500-08-06.....	P104	G7100-393.....	P155	GA11971.....	P44	GA15416.....	P112
G6500-12.....	P62	G7100-397.....	P149	GA11982.....	P4	GA15416.....	P116
G6502-08.....	P104	G7100-400.....	P154	GA11987.....	P52	GA15416.....	P118
G6502-12.....	P63	G7100-402.....	P153	GA11988.....	P86	GA15422.....	P159
G6801-06-08.....	P70	G7100-501.....	P93	GA11991.....	P86	GA16082.....	P108
G6801-06-08.....	P104	G7566X.....	P15	GA11992.....	P86	GA16157.....	P131
G6801-08.....	P104	GA0167.....	P92	GA11993.....	P86	GA16391.....	P84
G6801-10.....	P63	GA0237.....	P115	GA11994.....	P86	GA16428.....	P131
G6801-10-12.....	P55	GA0245.....	P92	GA11995.....	P86	GA17063.....	P76
G6801-10-12.....	P62	GA0257.....	P92	GA11997.....	P86	GA17066.....	P76
G6801-12.....	P55	GA0312.....	P112	GA12108.....	P118	GA17067.....	P76
G6801-12-10.....	P62	GA0328.....	P112	GA12109.....	P118	GA1720.....	P4
G6801-16.....	P62	GA0378.....	P79	GA12117.....	P44	GA1720.....	P6
G6801-16-20.....	P62	GA0810.....	P112	GA12163.....	P68	GA1720.....	P44
G6804-12.....	P62	GA0895.....	P76	GA12164.....	P68	GA17547.....	P52
G6804-12-12-08.....	P62	GA0898.....	P130	GA12178.....	P80	GA17547.....	P108

Part No.	Page	Part No.	Page	Part No.	Page	Part No.	Page
GA18397	P48	GA5109	P81	GA6403	P140	GA7208	P148
GA18398	P48	GA5110	P81	GA6404	P70	GA7209	P148
GA2012L	P7	GA5111	P81	GA6418	P70	GA7211	P148
GA2012R	P7	GA5112	P81	GA6420	P69	GA7239	P116
GA2014	P7	GA5113	P81	GA6422	P69	GA7240	P116
GA2014	P12	GA5114	P78	GA6428	P76	GA7336	P81
GA2014	P36	GA5114	P126	GA6434	P14	GA7336	P125
GA2014	P112	GA5115	P126	GA6435	P76	GA7336	P140
GA2014	P122	GA5116	P81	GA6436	P130	GA7375	P131
GA20254	P19	GA5116	P125	GA6437	P130	GA7434	P76
GA2054	P12	GA5121	P60	GA6438	P100	GA7445	P122
GA2068	P78	GA5121	P72	GA6438	P100	GA7446	P122
GA2075	P32	GA5146	P81	GA6442	P88	GA7543	P76
GA20822	P101	GA5157	P77	GA6496	P76	GA7841	P81
GA20902	P108	GA5164	P79	GA6497	P73	GA7850	P108
GA2094	P33	GA5165	P79	GA6503	P130	GA7853	P108
GA21002	P93	GA5188	P90	GA6513	P139	GA7854	P108
GA21405	P86	GA5194	P134	GA6514	P139	GA7855	P108
GA21406	P52	GA5202	P81	GA6515	P139	GA7856	P84
GA2148	P76	GA5202	P139	GA6529	P76	GA7857	P108
GA21487	P98	GA5229	P125	GA6579	P125	GA7858	P108
GA21515	P108	GA5229	P139	GA6597	P14	GA7859	P108
GA21728	P70	GA5385	P106	GA6608	P70	GA7949	P10
GA2180	P48	GA5526	P88	GA6608	P73	GA7975	P10
GA22273	P86	GA5526	P90	GA6618	P12	GA7976	P10
GA3893	P134	GA5552	P101	GA6619	P12	GA7998	P122
GA4286	P115	GA5552	P101	GA6620	P12	GA7999	P122
GA4287	P115	GA5572	P101	GA6623	P70	GA8021	P108
GA4293	P57	GA5600	P108	GA6625	P70	GA8022	P108
GA4444	P28	GA5624	P81	GA6699	P106	GA8026	P108
GA4619	P140	GA5624	P125	GA6700	P106	GA8046	P108
GA4620	P134	GA5629	P81	GA6733	P12	GA8047	P106
GA4620	P140	GA5651	P4	GA6741	P32	GA8047	P108
GA4693	P76	GA5651	P6	GA6801	P12	GA8092	P49
GA4976	P132	GA5654	P36	GA6849	P76	GA8305	P114
GA4976	P148	GA5654	P122	GA6850	P72	GA8306	P114
GA4995	P66	GA5667	P130	GA6858	P88	GA8324	P7
GA5090	P78	GA5715	P36	GA6858	P90	GA8326	P29
GA5105	P78	GA5718	P36	GA6859	P88	GA8328	P52
GA5105	P80	GA5719	P36	GA6859	P90	GA8328	P84
GA5105	P81	GA5787	P44	GA6884	P100	GA8329	P52
GA5105	P126	GA5887	P115	GA6884	P100	GA8329	P84
GA5105	P139	GA5917	P131	GA6907	P32	GA8364	P29
GA5106	P81	GA6147	P109	GA6960	P148	GA8366	P29
GA5106	P81	GA6171	P10	GA6961	P148	GA8371	P28
GA5107	P48	GA6171	P12	GA6966	P118	GA8483	P112
GA5107	P78	GA6171	P14	GA6978	P84	GA8603	P118
GA5107	P81	GA6171	P14	GA7022	P70	GA8685	P112
GA5107	P126	GA6171	P114	GA7135	P112	GA8688	P116
GA5107	P139	GA6171	P123	GA7153	P72	GA8689	P116
GA5108	P81	GA6337	P126	GA7154	P48	GA8691	P142
GA5108	P81	GA6371	P70	GA7154	P134	GA8692	P144

Part No.	Page	Part No.	Page	Part No.	Page	Part No.	Page
GA8699	P66	GB0218	P4	GD0752-41	P90	GD11089	P106
GA8845	P112	GB0218	P6	GD0829	P148	GD11089	P109
GA8877	P114	GB0218	P44	GD0840	P92	GD1109	P12
GA8877	P123	GB0218	P69	GD0914-12.50	P48	GD1109	P14
GA8882	P98	GB0218	P77	GD0914-155	P48	GD11123	P132
GA8884	P98	GB0218	P115	GD0914-165	P79	GD11124	P132
GA8888	P98	GB0218	P148	GD0914-215	P48	GD1113	P4
GA8911	P76	GB0230	P73	GD0914-225	P79	GD1113	P6
GA8911	P95	GB0234	P73	GD0962	P112	GD1113	P44
GA8925	P77	GB0239	P12	GD10036	P4	GD1113	P71
GA8931	P138	GB0239	P14	GD10036	P6	GD1113	P112
GA9096	P106	GB0254	P14	GD10057-01	P156	GD1113	P116
GA9144	P108	GB0259	P82	GD10057-02	P156	GD1113	P118
GA9152	P106	GB0268	P12	GD10057-03	P156	GD1113	P118
GA9153	P106	GB0268	P14	GD10057-04	P156	GD1113	P119
GA9195	P112	GB0276	P10	GD10110	P132	GD1113	P134
GA9433	P118	GB0278	P29	GD10129	P72	GD1113	P140
GA9434	P118	GB0282	P14	GD10196	P148	GD11158	P134
GA9437	P118	GB0287	P79	GD10242	P116	GD1115L	P32
GA9472	P123	GB0296	P118	GD1026	P28	GD1115R	P32
GA9559	P70	GB0301	P7	GD1026	P44	GD1116	P32
GA9559	P95	GB0301	P44	GD1026	P77	GD11178	P122
GA9564	P118	GB0309	P71	GD1026	P81	GD1118	P32
GA9565	P118	GB0314	P44	GD1026	P118	GD11188	P122
GA9714	P19	GB0322	P118	GD1026	P125	GD11218	P44
GA9819	P118	GB0323	P118	GD1026	P140	GD11219	P28
GA9820	P119	GB0366	P4	GD10273	P116	GD11239	P28
GA9821	P118	GB0366	P6	GD10283	P92	GD11239	P29
GA9822	P119	GB0389	P4	GD10303	P116	GD11240	P29
GA9840	P71	GB0390	P4	GD10304	P116	GD11264	P44
GA9846	P78	GB0391	P4	GD10473	P7	GD11265	P122
GA9963	P84	GB0392	P4	GD10473	P12	GD11266	P122
GA9964	P52	GB0393	P4	GD10487	P116	GD11279	P19
GA9964	P84	GB0395	P4	GD10532	P73	GD11297	P29
GA9978	P108	GB0396	P4	GD10552	P122	GD11305	P28
GA9978	P108	GB0397	P4	GD1059L	P28	GD11306	P7
GB0115	P29	GB0398	P4	GD1059R	P28	GD11306	P112
GB0116	P29	GB0400	P118	GD1060	P28	GD11313	P15
GB0134	P112	GB0405	P118	GD1061	P29	GD1132	P36
GB0156	P66	GB0409	P73	GD1063	P29	GD1132	P112
GB0186	P6	GB0554	P92	GD10731	P70	GD1132	P122
GB0198	P130	GB0827	P60	GD1085	P14	GD1134	P125
GB0199	P130	GB0968	P44	GD1086	P10	GD1134	P130
GB0200	P130	GD0453-02	P88	GD10963	P32	GD1134	P140
GB0205	P115	GD0453-03	P90	GD10984	P32	GD1138	P112
GB0206	P116	GD0453-05	P88	GD10991	P10	GD11413	P29
GB0206	P148	GD0453-06	P88	GD11017	P7	GD11422	P4
GB0209	P116	GD0453-08	P90	GD1104	P116	GD11422	P6
GB0210	P116	GD0487	P112	GD11045	P49	GD11423	P114
GB0212	P114	GD0740	P70	GD11045	P79	GD11423	P123
GB0213	P115	GD0746	P92	GD11045	P134	GD11424	P28
GB0213	P148	GD0752-41	P88	GD11045	P140	GD1143	P33

Part No.	Page	Part No.	Page	Part No.	Page	Part No.	Page
GD1144	P33	GD12561	P19	GD15386	P88	GD17150-01	P86
GD1145	P33	GD12561	P19	GD15386	P90	GD17150-02	P86
GD11453	P10	GD12676	P118	GD15538	P81	GD17150-10	P86
GD11474	P109	GD12677	P119	GD15725	P68	GD17150-11	P86
GD11490	P76	GD12679	P118	GD15789	P52	GD17150-12	P86
GD11508	P15	GD12684	P122	GD15790	P52	GD17151-03	P52
GD11509	P15	GD12685	P118	GD15791-03	P59	GD17151-06	P84
GD11557	P118	GD12724	P72	GD15791-06	P60	GD17154	P86
GD11558	P118	GD13170	P95	GD15792-18	P60	GD17156	P86
GD11579	P98	GD13172	P95	GD15799	P59	GD17156	P86
GD1162	P155	GD13173	P95	GD15803	P52	GD1719	P134
GD11649	P44	GD13250	P73	GD15804	P52	GD1719	P140
GD11700	P57	GD13287	P118	GD15849-02	P52	GD17192	P18
GD11700	P133	GD13309	P123	GD15850	P60	GD17245	P68
GD11705	P112	GD13348	P108	GD15854	P60	GD1747	P132
GD11721	P59	GD13400	P95	GD15856-01	P60	GD17794	P4
GD11721	P86	GD13401	P76	GD15863	P52	GD18010	P84
GD11747	P19	GD13425	P95	GD15950	P72	GD18010	P86
GD11836	P122	GD13457	P88	GD16034	P63	GD18011	P86
GD11845	P7	GD1379	P130	GD16035	P62	GD18073	P45
GD11845	P12	GD1380	P130	GD16036	P62	GD18075	P45
GD11950	P95	GD14065	P14	GD16037	P62	GD18078	P86
GD11953	P114	GD14106	P70	GD16038	P62	GD18094	P48
GD11953	P123	GD14217	P6	GD16040	P62	GD18112	P86
GD11954	P114	GD14258	P52	GD16046	P73	GD18118	P109
GD11954	P123	GD14258	P84	GD16154	P60	GD18119	P86
GD11962	P28	GD14413	P81	GD16155	P60	GD18168	P109
GD11963-04	P4	GD14413	P126	GD16156	P59	GD18274	P86
GD11993	P108	GD14413	P140	GD16157	P134	GD1862	P131
GD11993	P108	GD14414	P140	GD16188	P57	GD18796	P84
GD11993	P108	GD14427	P81	GD16226	P68	GD19237	P86
GD11999	P95	GD14427	P126	GD16233	P52	GD19238	P86
GD1200	P130	GD14427	P140	GD16241	P52	GD19343	P81
GD12050	P98	GD14431	P81	GD16251	P60	GD19343	P126
GD12051	P98	GD14431	P126	GD16302	P82	GD19343	P140
GD1207	P130	GD14431	P140	GD16303	P68	GD19344	P140
GD1209	P130	GD14432	P81	GD16328	P66	GD19468	P68
GD1210	P130	GD14432	P126	GD16341	P70	GD20060	P131
GD12103	P98	GD14432	P140	GD1657	P112	GD20456	P76
GD1213	P130	GD14626	P60	GD16608	P63	GD20458	P76
GD1213	P130	GD14660	P52	GD16612	P63	GD21142	P88
GD12202	P98	GD14660	P84	GD16613	P63	GD21142	P90
GD12203	P98	GD15100	P68	GD16640	P63	GD21143	P88
GD12206	P98	GD1512	P155	GD16642	P70	GD21143	P90
GD12209	P98	GD1514	P131	GD16642	P159	GD2115	P148
GD12239	P98	GD1514	P148	GD1673	P112	GD2117	P155
GD12252	P98	GD1515	P131	GD17014	P2	GD21337	P6
GD12501	P95	GD1515	P148	GD17014	P45	GD21398	P130
GD12502	P95	GD1516	P131	GD17052	P18	GD21540	P92
GD12518	P98	GD1516	P148	GD17052	P45	GD2161	P88
GD1255	P79	GD1517	P131	GD17141	P86	GD2161	P90
GD1256	P79	GD1517	P148	GD17143	P86	GD2169	P70

Part No.	Page	Part No.	Page	Part No.	Page	Part No.	Page
GD2169	P76	GD4743	P70	GD7904-02	P116	GD9705	P114
GD2199	P149	GD4887-01	P80	GD7907	P116	GD9706	P114
GD22686	P159	GD5752	P78	GD7907	P148	GD9709	P114
GD22965	P106	GD5753	P78	GD7908	P115	GD9724	P122
GD23995	P4	GD5756	P77	GD7908	P148	GD9971	P73
GD2412	P130	GD5756	P81	GD7911	P114	GM0258-01	P158
GD2423	P32	GD5827	P77	GD7912	P116	GM0258-02	P158
GD24545	P44	GD5827	P80	GD7962	P115	GR0146	P158
GD2460	P33	GD5830	P81	GD7962	P122	GR0146MPP	P158
GD2548-11.5	P127	GD5835	P81	GD8218	P114	GR0150	P92
GD2548-15.5	P127	GD5857	P69	GD8224	P116	GR0151	P92
GD2548-30	P140	GD5857	P77	GD8238	P115	GR0155	P157
GD25568	P44	GD5857	P81	GD8239	P116	GR0155MPP	P157
GD25569	P44	GD5857	P125	GD8247	P115	GR0188	P115
GD2558	P78	GD5857	P134	GD8249	P6	GR0193	P73
GD2558	P80	GD5857	P140	GD8276	P116	GR0193	P76
GD2558	P81	GD5875	P70	GD8306	P48	GR0196	P29
GD2558	P125	GD5875	P73	GD8306	P49	GR0196	P44
GD2558	P139	GD5875	P88	GD8307	P36	GR0202	P44
GD2589	P112	GD5875	P90	GD8308	P114	GR0207	P142
GD2597	P92	GD5886	P125	GD8460	P14	GR0207	P144
GD2721	P88	GD5886	P127	GD8722	P130	GR0208	P142
GD2721	P90	GD6165	P140	GD8751	P108	GR0211	P142
GD2721	P148	GD6279-05	P57	GD8770	P108	GR0211	P144
GD27232	P95	GD6291	P106	GD8771	P108	GR0212	P142
GD27235	P98	GD6551	P81	GD8893-01	P44	GR0212	P144
GD2734-08	P140	GD6553	P115	GD9046	P70	GR0213	P142
GD2734-18	P126	GD6783	P71	GD9047	P82	GR0214	P142
GD29459	P44	GD6825-10.375	P78	GD9048	P139	GR0214	P144
GD2947	P32	GD7127	P81	GD9051	P76	GR0215	P142
GD29649	P98	GD7127	P126	GD9077	P79	GR0215	P144
GD2971-10	P28	GD7127	P139	GD9078	P79	GR0216	P142
GD2971-26	P7	GD7137	P70	GD9093	P72	GR0217	P142
GD2984	P155	GD7148	P29	GD9107	P142	GR0217	P144
GD30221	P93	GD7258	P29	GD9108	P144	GR0221	P144
GD30631	P98	GD7426	P77	GD9109	P142	GR0222	P144
GD30632	P98	GD7426	P81	GD9109	P144	GR0225	P142
GD30722	P93	GD7426	P125	GD9120	P14	GR0225	P144
GD30723	P93	GD7426	P140	GD9121	P76	GR0226	P142
GD30725	P7	GD7805	P69	GD9122	P76	GR0226	P144
GD30725	P112	GD7805	P70	GD9123	P76	GR0228	P142
GD30859	P98	GD7817-01	P36	GD9124	P76	GR0229	P142
GD31450	P80	GD7817-04	P36	GD9129-01	P70	GR0229	P144
GD31466	P10	GD7817-04	P122	GD9130	P76	GR0231	P142
GD3180-12	P12	GD7822	P81	GD9131	P130	GR0231	P144
GD3180-27	P60	GD7823	P36	GD9132	P130	GR0232	P142
GD3180-28	P60	GD7848	P130	GD9290	P12	GR0232	P144
GD3180-30	P4	GD7867	P127	GD9305	P12	GR0233	P142
GD3547	P148	GD7870	P125	GD9320	P125	GR0270	P76
GD3777-10	P60	GD7889	P36	GD9378	P127	GR0279	P144
GD3777-11	P60	GD7890	P36	GD9562	P12	GR0280	P144
GD4086	P104	GD7900	P115	GD9695	P45	GR0281	P144

Part No.	Page	Part No.	Page	Part No.	Page	Part No.	Page
GR0282	P144	GR1045	P55	GR1467	P63	GR1981	P106
GR0283	P144	GR1045	P57	GR1484	P142	GR2003	P136
GR0284	P144	GR1045	P57	GR1485	P144	GR2041	P57
GR0375	P73	GR1045	P101	GR1517	P98	GR2185	P136
GR0375	P76	GR1045	P101	GR1526	P95	GR2193	P100
GR0434	P76	GR1045	P101	GR1533	P138	GR2194	P100
GR0508	P131	GR1045	P104	GR1535	P138	GR2195	P100
GR0515	P66	GR1045	P104	GR1540	P138	GR2203	P101
GR0516	P66	GR1045	P104	GR1541	P138	GR2217	P158
GR0586	P108	GR1046	P101	GR1542	P138	GR2223	P98
GR0594	P108	GR1047	P101	GR1543	P136	GR2233	P86
GR0880	P134	GR1047	P101	GR1543	P138		
GR0881	P134	GR1048	P101	GR1544	P138		
GR0882	P134	GR1096	P100	GR1545	P138		
GR0883	P134	GR1104	P136	GR1570MPP	P158		
GR0911	P126	GR1112	P136	GR1574	P138		
GR0912	P78	GR1116	P136	GR1577	P142		
GR0912	P80	GR1118	P136	GR1577	P144		
GR0912	P81	GR1120	P136	GR1598	P95		
GR0912	P126	GR1122	P134	GR1626	P142		
GR0912	P134	GR1123	P136	GR1626	P144		
GR0912	P140	GR1124	P136	GR1708	P131		
GR1015	P132	GR1134	P136	GR1734	P55		
GR1015	P148	GR1208	P106	GR1736	P52		
GR1016	P132	GR1281	P100	GR1762	P108		
GR1016	P148	GR1282	P100	GR1763	P109		
GR1017	P132	GR1289	P100	GR1777	P52		
GR1017	P148	GR1363	P84	GR1778	P86		
GR1018	P132	GR1389	P136	GR1783	P86		
GR1018	P148	GR1405	P49	GR1786	P62		
GR1019	P132	GR1406	P49	GR1795	P136		
GR1019	P148	GR1407	P49	GR1797	P136		
GR1032	P101	GR1408	P49	GR1799	P136		
GR1033	P101	GR1409	P49	GR1801	P136		
GR1034	P101	GR1410	P49	GR1802	P136		
GR1035	P101	GR1411	P49	GR1804	P136		
GR1036	P101	GR1412	P49	GR1805	P136		
GR1037	P98	GR1413	P49	GR1806	P136		
GR1037	P101	GR1414	P109	GR1808	P136		
GR1037	P101	GR1415	P109	GR1828	P158		
GR1037	P104	GR1465	P104	GR1834	P62		
GR1037	P104	GR1466	P57	GR1842MPP	P158		
GR1037	P104	GR1466	P62	GR1843	P86		
GR1037	P104	GR1466	P63	GR1921	P86		
GR1037	P70	GR1466	P63	GR1941	P131		
GR1038	P101	GR1467	P55	GR1943	P86		
GR1039	P101	GR1467	P55	GR1951	P86		
GR1040	P101	GR1467	P57	GR1952	P86		
GR1041	P101	GR1467	P57	GR1953	P86		
GR1042	P101	GR1467	P62	GR1956	P106		
GR1043	P101	GR1467	P62	GR1957	P106		
GR1044	P101	GR1467	P62	GR1958	P106		

This page left blank intentionally.