

# MODEL 3140 STACK FOLD PLANTER

## PARTS MANUAL

**M0245-02**

**Rev. 5/14**

This manual applies to:           Model: 3140 Stack Fold Planters  
  2013 to 2014 Production

Record serial number of your planter and date purchased:

Serial Number \_\_\_\_\_

Date Purchased \_\_\_\_\_

Information in this manual was current at time of printing. However, due to Kinze's ongoing product improvement, production changes may cause your machine to appear slightly different in detail. Kinze Manufacturing, Inc. reserves the right to change specifications or design without notice and without incurring obligation to install the same on machines previously manufactured.

Right hand (R.H.) and left hand (L.H.), as used throughout this manual, are determined by facing in the direction the machine will travel when in use, unless otherwise stated.

**This page left blank intentionally.**

**ROW UNIT**

Shank Assembly, Seed Tube, and Depth Adjustment . . . . . P1

Parallel Arms, Mounting Support Plate, and Quick Adjustable Down Force Springs . . . . . P3

15" Seed Opener Disc Blade/Bearing Assembly and Scrapers . . . . . P5

Gauge Wheels . . . . . P7

Covering Discs/Single Press Wheel. . . . . P9

"V" Closing Wheels . . . . . P11

Drag Closing Attachment. . . . . P13

Hopper Support and Meter Drive. . . . . P15

Seed Hopper and Lid. . . . . P17

Finger Pickup Seed Meter . . . . . P19

Brush-Type Seed Meter. . . . . P21

EdgeVac Seed Meter. . . . . P23

Granular Chemical Hopper and Hopper Panel Extension . . . . . P25

Granular Chemical Meter and Meter Drive . . . . . P27

Granular Chemical Banding Options . . . . . P29

Spring Tooth Incorporator . . . . . P31

Row Unit Mounted No Till Coulter . . . . . P32

Row Unit Mounted Bed Leveler . . . . . P33

Row Unit Mounted Disc Furrower . . . . . P35

Row Unit Mounted Residue Wheel . . . . . P37

Coulter Mounted Residue Wheels . . . . . P39

Frame Mounted Coulter W/Residue Wheels . . . . . P41

**EDGEVAC SYSTEM**

Digital Vacuum Gauge, Analog Vacuum Gauge and Vacuum Fan Assembly . . . . . P43

Vacuum Fan Hydraulic Components . . . . . P45

Vacuum Fan Hydraulic Motor Assembly . . . . . P47

Optional Flow Control Needle Valve Kit . . . . . P47

Vacuum Fan Motor Valve Block Assembly (Located Below Vacuum Fan Motor Assembly). . . . . P48

Manifolds and Distribution Hoses . . . . . P49

**BASE MACHINE**

Center Frame Assembly . . . . . P51

Wing Assembly . . . . . P53

Wing Down Flex Cylinder Package . . . . . P55

Ground Drive Wheel Assembly . . . . . P57

Contact Wheel Assembly. . . . . P59

Center Section Gauge Wheel . . . . . P61

Dual Lift Assist Wheels . . . . . P63

Seed Rate Transmission and Module Drive Assembly . . . . . P65

Module Drive . . . . . P67

Point Row Clutch . . . . . P69

Point Row Clutch Electrical Components . . . . . P71

Two-Speed Point Row Clutch. . . . . P73

Two-Speed Point Row Clutch Electrical Components . . . . . P75

Two-Speed Point Row Clutch Transmission and Module Drive . . . . . P77

Center Drop Assembly and Driveline. . . . . P79

Row Marker Assembly, Two-Fold Low Profile, 12 Row 30" . . . . . P83

Row Marker Assembly, Two-Fold Low Profile 12 Row 36"/38"/40" and 16 Row 30" . . . . . P85

Row Marker Spindle/Hub/Blade. . . . . P87

**HYDRAULICS**

Wing Fold Cylinder, 12 Row 30" . . . . . P89

Wing Fold Cylinder, 12 Row 36"/38"/40" and 16 Row 30" . . . . . P89

Row Marker (Cushion) Cylinder. . . . . P90

Wing Down Flex Cylinder. . . . . P90

Dual Lift Assist Cylinder. . . . . P91

Dual Lift Assist Cylinder. . . . . P92

Dual Lift Assist Cylinder. . . . . P93

Row Marker Sequencing/Flow Control Valve and Mount. . . . . P95

Flow Control Valve . . . . . P97

Fold Hydraulic System. . . . . P99

Row Marker Hydraulic System. . . . . P101

Dual Lift Assist Wheel Package Hydraulic System . . . . . P102

Dual Lift Assist Wheel Package Hydraulic System (Plumbed into 2 Point Lift Circuit. . . . . P103

Wing Down Flex Cylinder Package Hydraulic System. . . . . P104

Dual Lift Assist Wheel Package and Wing Down Flex Cylinder Package Hydraulic System . . . . . P105

**ELECTRONICS**

Electrical Components and Light Brackets . . . . . P107

KPM III Electronic Seed Monitor . . . . . P109

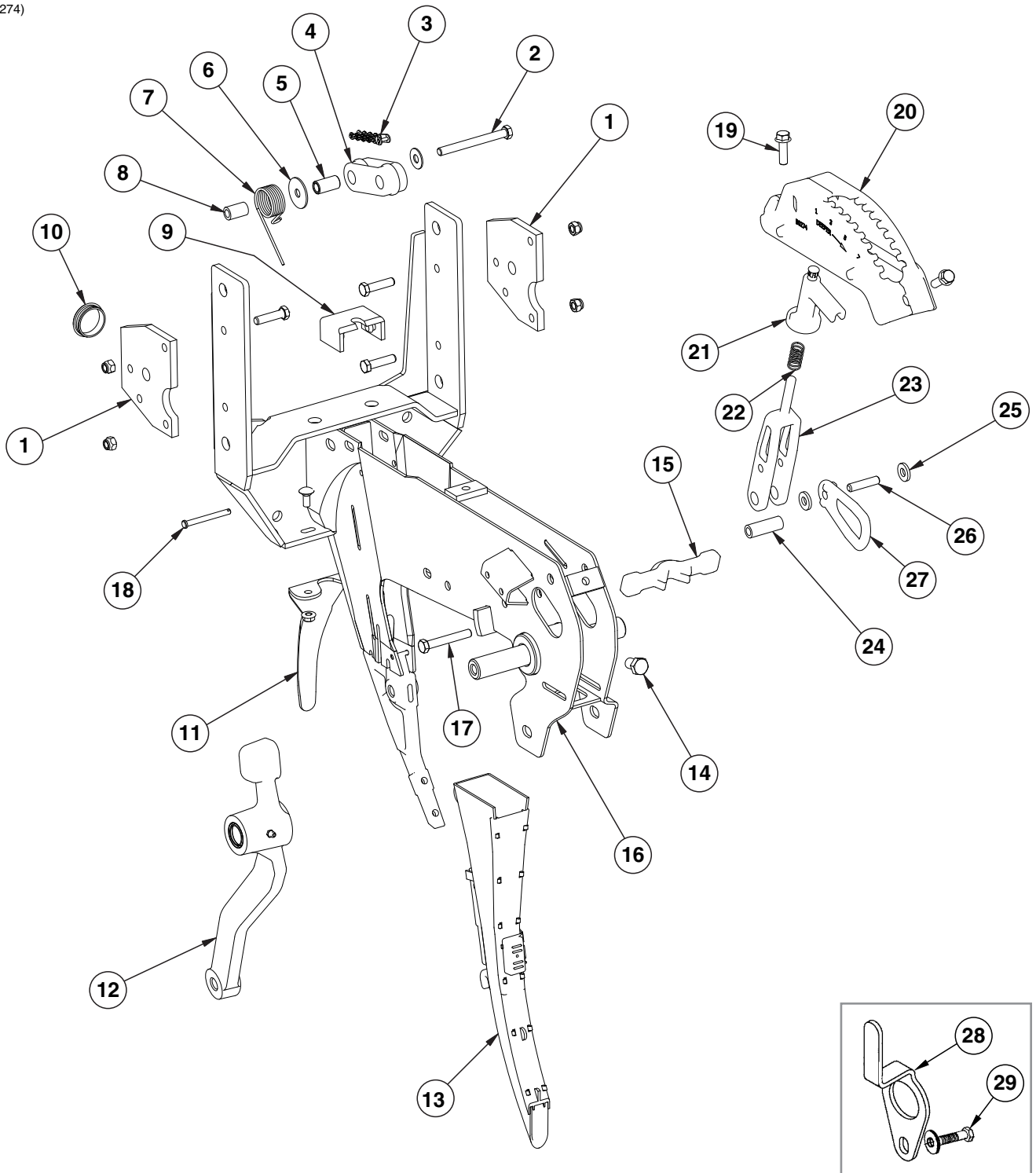
**FERTILIZER**

Liquid Fertilizer Piston Pump Mount/Drive. . . . . P113

**MISCELLANEOUS . . . . . P115**

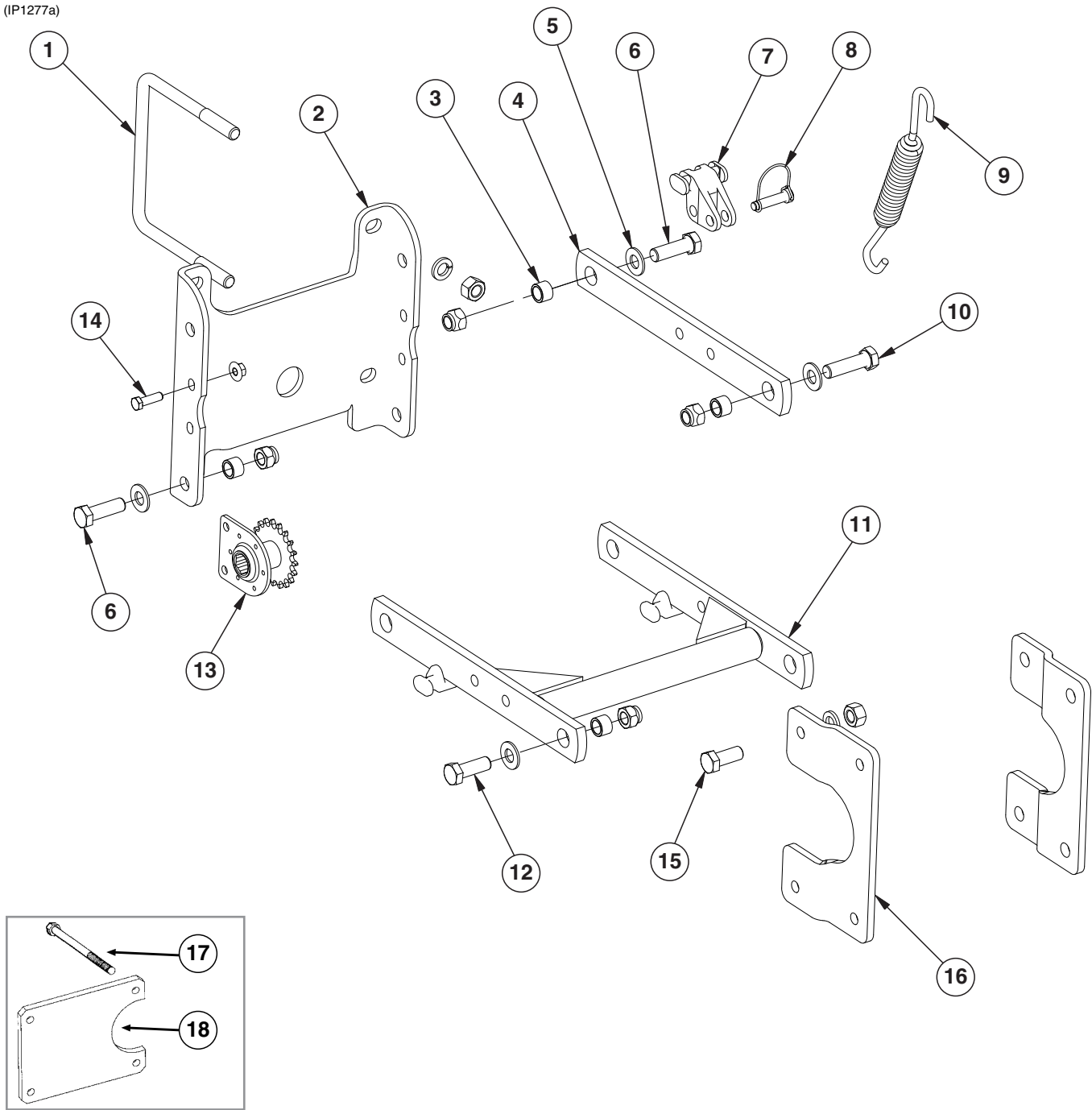
**NUMERICAL INDEX. . . . . P123**

(IP1274)



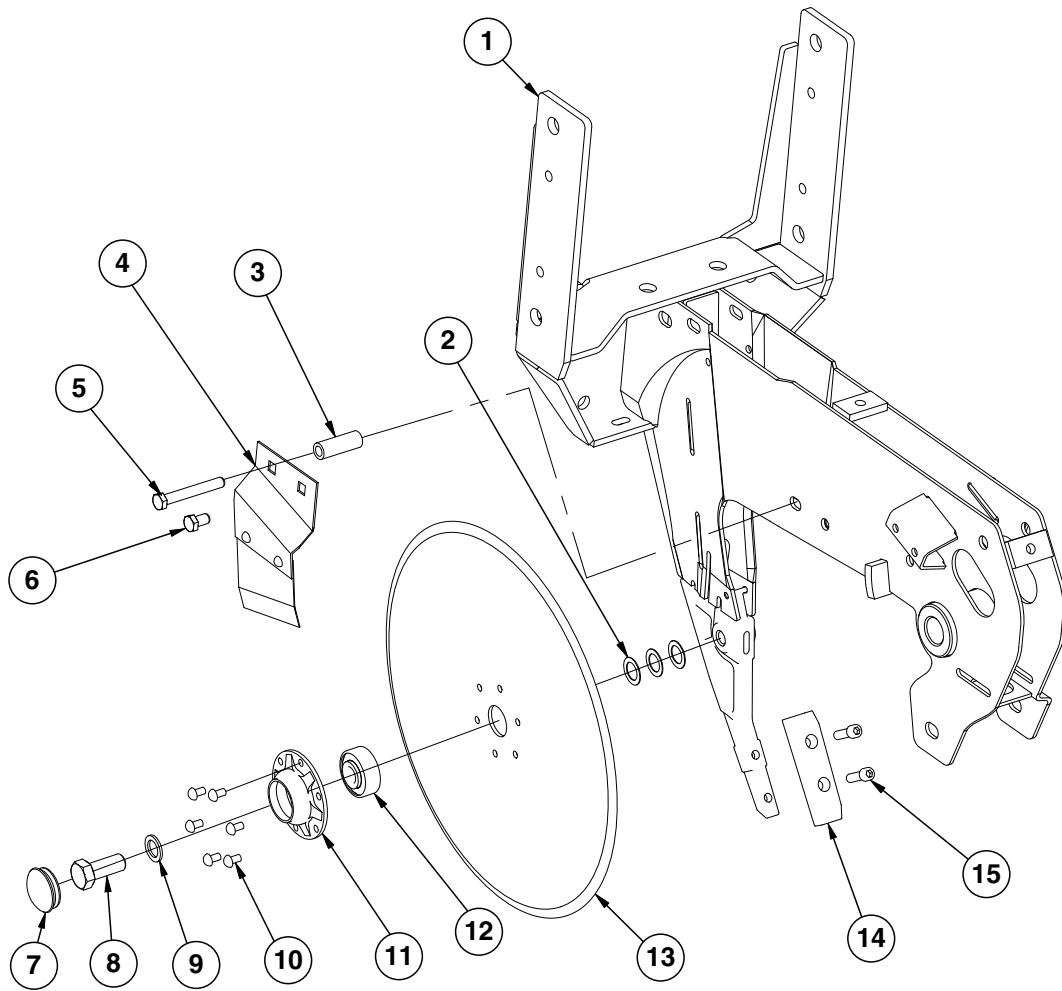
ITEM	PART NO.	QTY. (Per Row)	DESCRIPTION
1	GD24545	2	Stop
	G10003	3	Hex Head Cap Screw, 3/8"-16 x 1 1/2"
	G10108	4	Lock Nut, 3/8"-16
2	G10326	1	Hex Head Cap Screw, 3/8"-16 x 3 3/4"
	G11387	1	Flat Washer, 3/8" SAE
3	G3303-98	-	Chain, No. 41, 98 Pitch Including Connector Link (Mechanical)
	G3303-108	-	Chain, No. 41, 108 Pitch Including Connector Link (EdgeVac)
	G3303-16	-	Chain, No. 41, 16 Pitch Including Connector Link (Used W/Row Unit Extension Brackets)
	GR0196	-	Connector Link, No. 41
4	GD11962	1	Idler
5	GD1026	1	Sleeve, 1 3/16" Long
6	G10201	1	Special Washer, 3/8" x 1 1/2" O.D.
7	GD1065	1	Idler Spring
8	GD7318	1	Sleeve, 1" Long
9	GD16245	1	Sun Shade (Rubber)
10	GD11845	1	Dust Cap
11	GA28390	1	Shield
	G10312	2	Carriage Bolt, 5/16"-18 x 3/4"
	G10620	2	Serrated Flange Nut, 5/16"-18
12	---	-	<a href="#">See "Gauge Wheels" on page P7</a>
13	---	-	<a href="#">See "KPM III Electronic Seed Monitor" on page P109</a>
14	G10438	1	Hex Head Cap Screw, 1/2"-13 x 3/4"
15	GB0265	1	Pivot Link, Depth Adjustment
16	GA10157	1	Shank W/Gauge Wheel Pivot Spindle And Set Screw
17	G11592	1	Hex Head Cap Screw, 3/8"-24 x 2 3/4", Grade 8
	G11591	1	Nylon Lock Nut, 3/8"-24, Grade C
18	G10551	1	Clevis Pin, 1/4" x 2 1/2"
	G10669	1	Hair Pin Clip, No. 22
19	G11015	2	Hex Washer Head Cap Screw, 3/8"-16 x 1 1/4"
20	GB0274	1	Cover, Depth Adjustment
21	GB0266	1	Handle, Depth Adjustment
	GD3612	-	Cap Plug
22	GD10993	1	Spring
23	GB0267	1	Lever, Depth Adjustment
24	GD11259	1	Sleeve, 3/8" I.D. x 5/8" O.D. x 1 25/32" Long
25	G10207	1	Washer, 7/8" O.D. x 1 3/32" I.D. x .134" (If Applicable)
26	GD13361	1	Pin, 3/8" x 1 2/3"
27	GB0285	1	Collar, Depth Adjustment
28	GD17014	1	Hose Guide
29	G10047	1	Hex Head Cap Screw, 3/8"-16 x 1 3/4"
	G11387	2-3	Flat Washer, 3/8" SAE
	G10108	1	Lock Nut, 3/8"-16

(IP1277a)



ITEM	PART NO.	QTY. (Per Row)	DESCRIPTION
1	GD1113	2	U-Bolt, 5" x 7" x 5/8"-11
	G10230	4	Lock Washer, 5/8"
	G10104	4	Hex Nut, 5/8"-11
2	GD10036	1	Mounting Support Plate
3	GB0218	8	Bushing, 2 1/32" I.D. x 7/8" O.D. x 1 9/32" Long
4	GD11422	2	Upper Parallel Arm
5	G11391	8	Flat Washer, 5/8" SAE
6	G10732	4	Hex Head Cap Screw, 5/8"-18 x 2"
	G11514	4	Lock Nut, 5/8"-18
7	GB0186	2	Spring Anchor
8	GD14217	2	Tab Lock Pin, 7/16" x 1 1/2"
9	GD8249	4	Standard Down Pressure Spring
	GD21337	-	Heavy Duty Down Pressure Spring
10	G10752	2	Hex Head Cap Screw, 5/8"-18 x 2 1/4"
	G11514	2	Lock Nut, 5/8"-18
11	GA5651	1	Lower Parallel Arm
12	G10751	2	Hex Head Cap Screw, 5/8"-18 x 1 3/4"
	G11514	2	Lock Nut, 5/8"-18
13	GA1720	1	Bearing/Sprocket, 7/8" Hex Bore
14	G10004	2	Hex Head Cap Screw, 3/8"-16 x 1 1/4"
	G11091	2	Serrated Flange Nut, 3/8"-16
15	G10007	4	Hex Head Cap Screw, 5/8"-11 x 1 1/2"
	G10230	4	Lock Washer, 5/8"
	G10104	4	Hex Nut, 5/8"-11
16	GB0366	2	Extension Bracket
17	G10152	4	Hex Head Cap Screw, 5/8"-11 x 9"
	G10230	4	Lock Washer, 5/8"
	G10104	4	Hex Nut, 5/8"-11
18	GD10575	1	Backing Plate (16 Row 30" Only)
A	G6325X	-	U-Bolt Package For 5" x 7" Toolbar, Includes: (2) GD1113, (4) G10230, (4) G10104

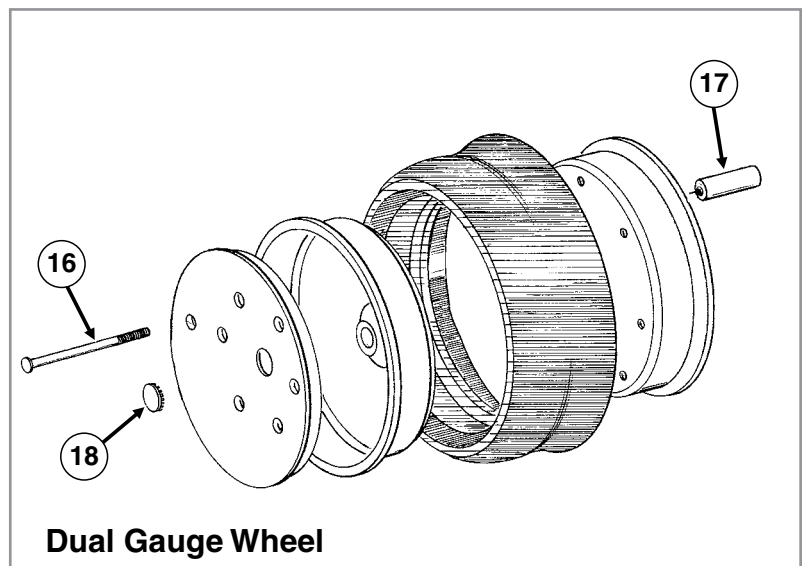
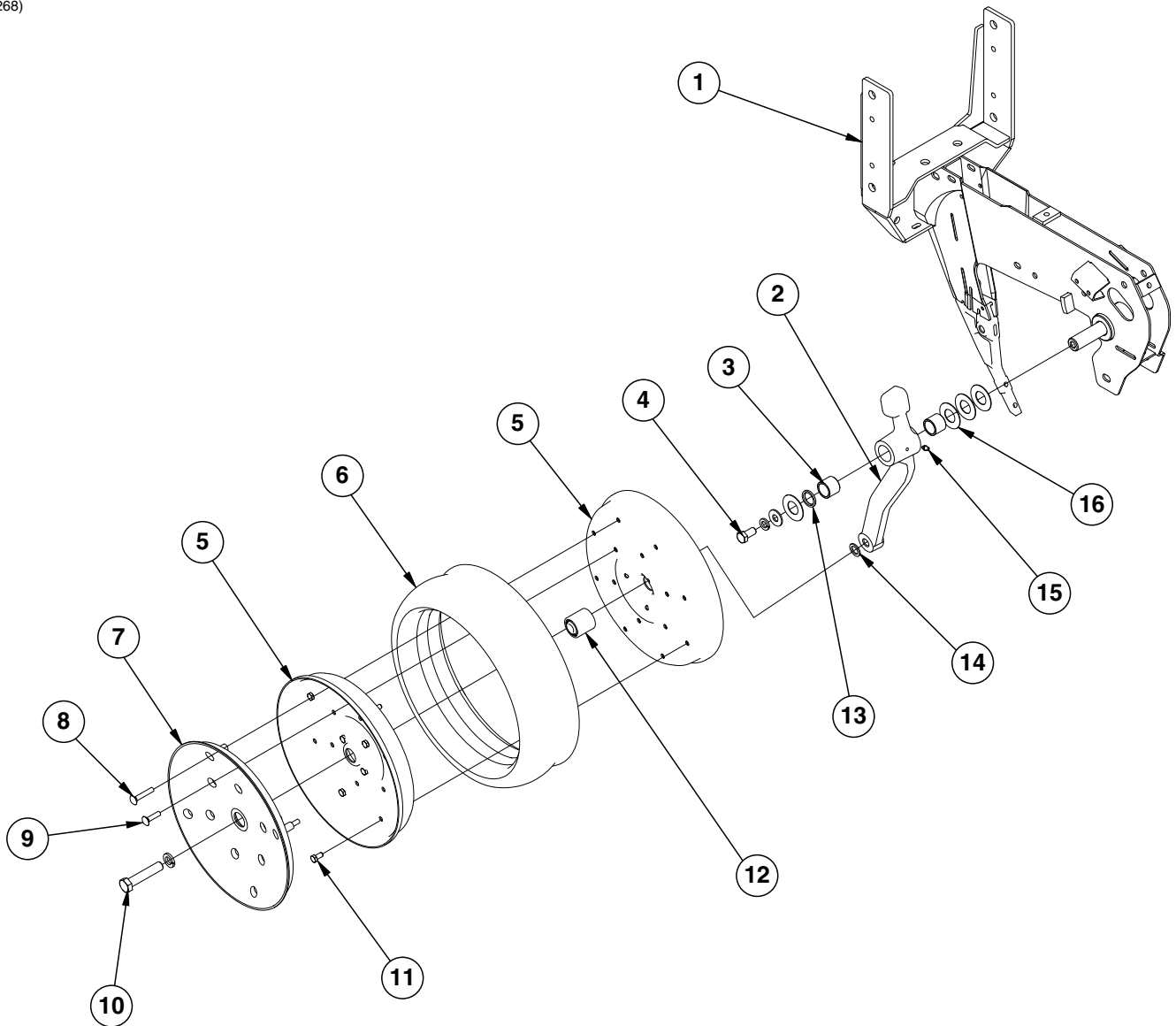
(IP1272)





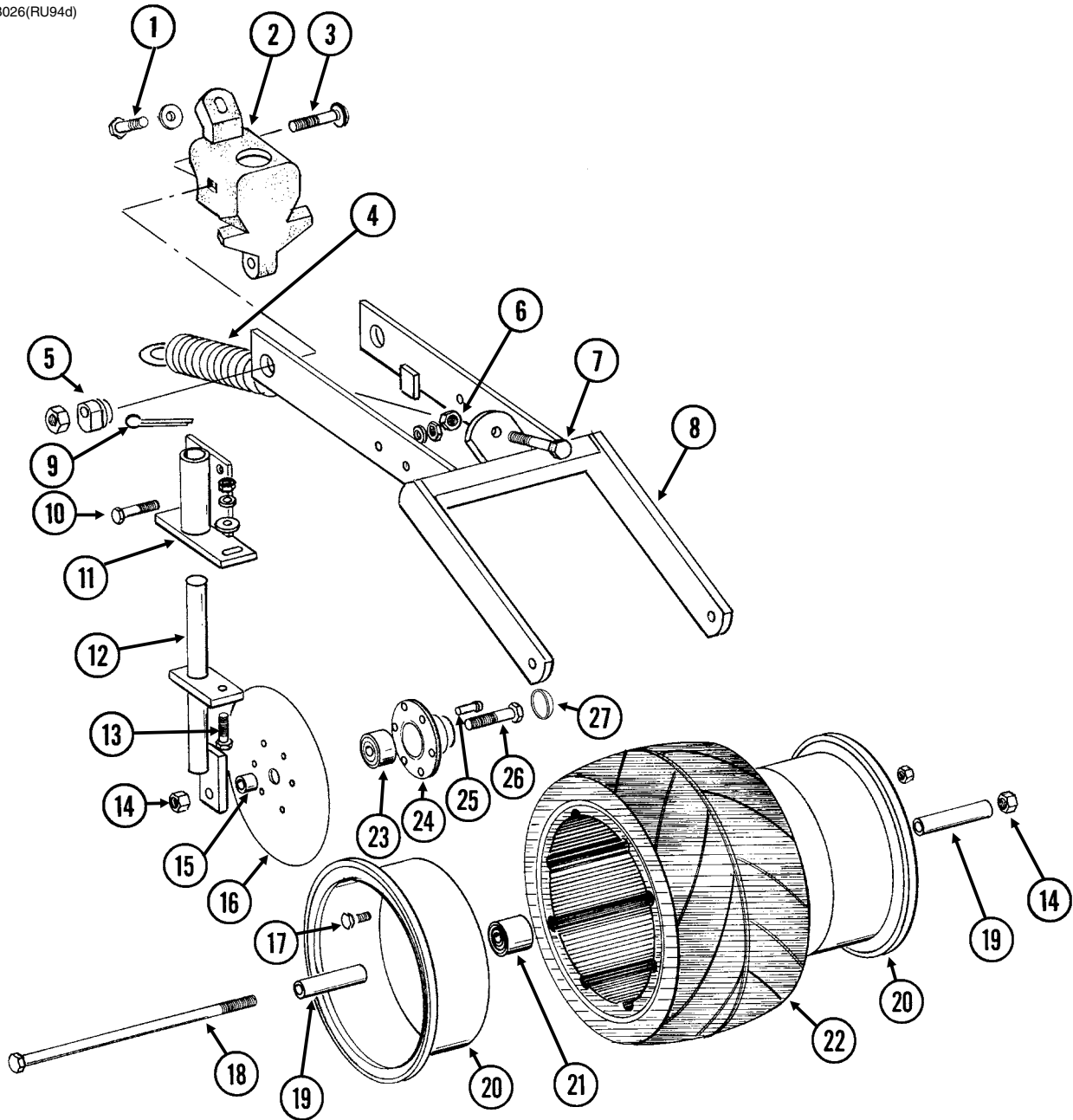
ITEM	PART NO.	QTY. (Per Row)	DESCRIPTION
1	---	-	<a href="#">See "Shank Assembly, Seed Tube, and Depth Adjustment" on page P1</a>
2	G10213	-	Machine Bushing, 5/8" (.030" Thick)(As Required)
3	GD11259	1	Sleeve, 3/8" I.D. x 5/8" O.D. x 1 <sup>25</sup> / <sub>32</sub> " Long
4	GA2012R GA2012L	1 -	Disc Scraper, R.H. Disc Scraper, L.H. (Shown)
5	G10325 G10622	1 1	Hex Head Cap Screw, 3/8"-16 x 2 <sup>3</sup> / <sub>4</sub> " Serrated Flange Nut, 3/8"-16
6	G10328 G10622	2 1	Hex Head Cap Screw, 3/8"-16 x 5/8" Serrated Flange Nut, 3/8"-16
7	GD11845	2	Dust Cap
8	GD11017	1	Special Hex Head Cap Screw, 5/8"-11 x 1 <sup>1</sup> / <sub>2</sub> ", L.H. Threads
9	G10204	2	Special Machine Bushing, 5/8" x 1" O.D.
10	G10427	12	Rivet, 1/4" x 1/2"
11	GD10473	2	Bearing Housing
12	GA2014	2	Bearing
13	GD11306	2	Disc Blade, 3.5 mm x 15"
14	GB0301	1	Seed Tube Guard/Inner Scraper
15	G10912	2	Hex Socket Head Cap Screw, 5/16"-18 x 1", Grade 8
A	GA8324	-	Disc Blade/Bearing Assembly, Less Dust Cap (Items 10-13)

(IP1268)



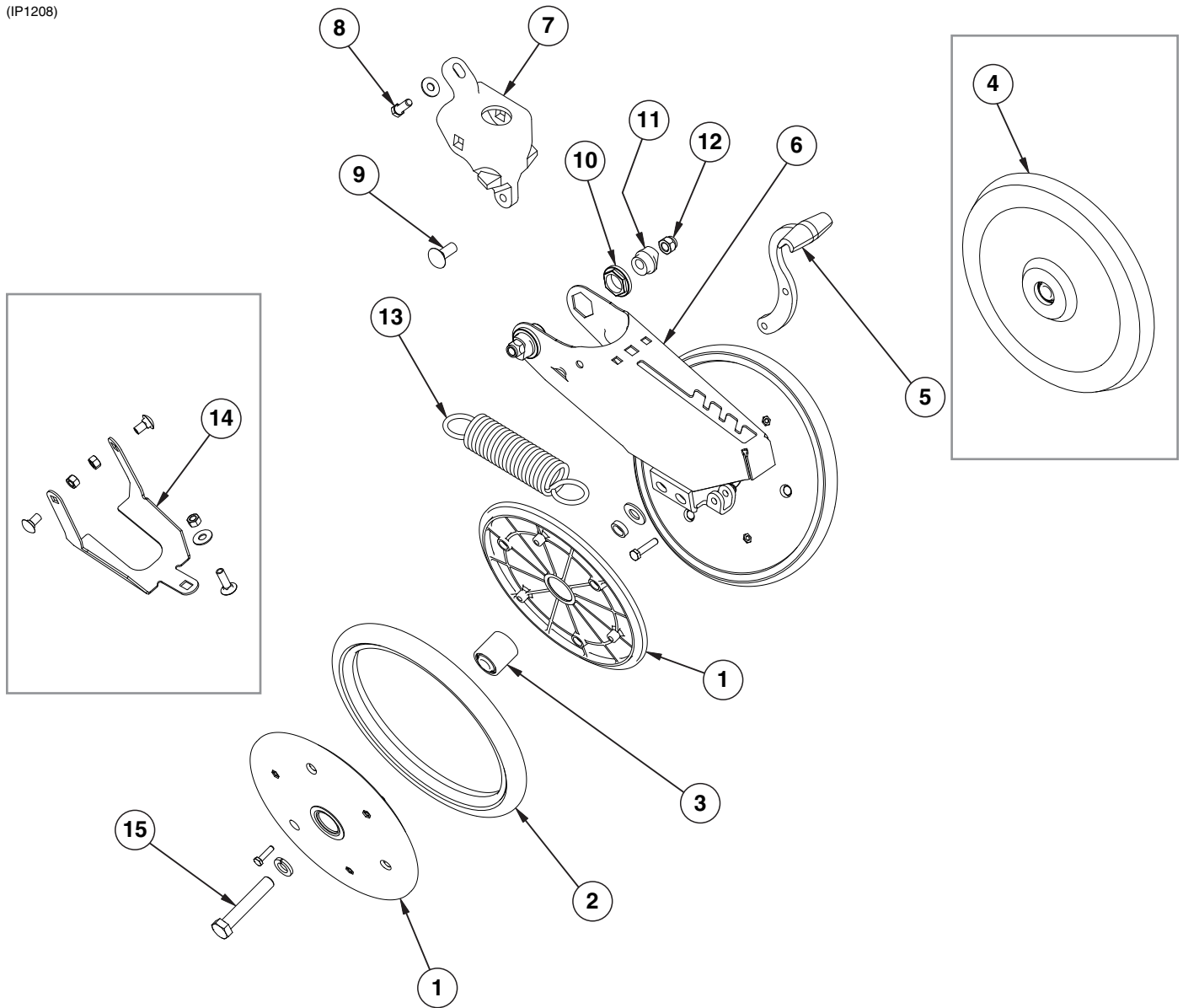
ITEM	PART NO.	QTY. (Per Row)	DESCRIPTION
1	---	-	<a href="#">See "Shank Assembly, Seed Tube, and Depth Adjustment" on page P1</a>
2	GA7975	1	Wheel Arm W/Grease Fitting, Bushings And Seals, L.H. (Shown) (Includes Items 3 and 13)
	GA7976	1	Wheel Arm W/Grease Fitting, Bushings And Seals, R.H. (Includes Items 3 and 13)
3	GB0276	2	Bushing, 1" I.D. x 1¼" O.D. x 1" Long (Per Arm)
4	G10014	1	Hex Head Cap Screw, ½"-13 x 1"
	G10228	2	Lock Washer, ½"
	G10216	2	Washer, ½" USS
5	GD11423	4	Half Wheel
6	GD1086	2	Tire
7	GD11453	2	Cover
8	G10924	8	Carriage Bolt, 5/16"-18 x 1¾"
	G10620	8	Serrated Flange Nut, 5/16"-18
9	G10338	12	Carriage Bolt, 5/16"-18 x 1¼"
	G10620	12	Serrated Flange Nut, 5/16"-18
10	G10010	2	Hex Head Cap Screw, 5/8"-11 x 3"
11	G10018	14	Hex Head Cap Screw, 5/16"-18 x 5/8"
	G10109	14	Lock Nut, 5/16"-18, Grade 8
12	GA6171	2	Bearing
13	GD10991	2	Seal (Per Arm)
14	G10204	2	Special Machine Bushing, 5/8" x 1" O.D.
15	G10640	1	Grease Fitting, ¼"-28 (Per Arm)
16	G10940	-	Machine Bushing, 1" (.048" Thick)
A	GA7949	-	Gauge Wheel Complete (Items 5-9 And 11-12)
B	G1K296	-	Gauge Wheel Arm Bushing And Seal Driver Kit, Includes: (1) Seal Driver, (1) Bushing Driver, (1) Instruction

RUA054/RUB026(RU94d)



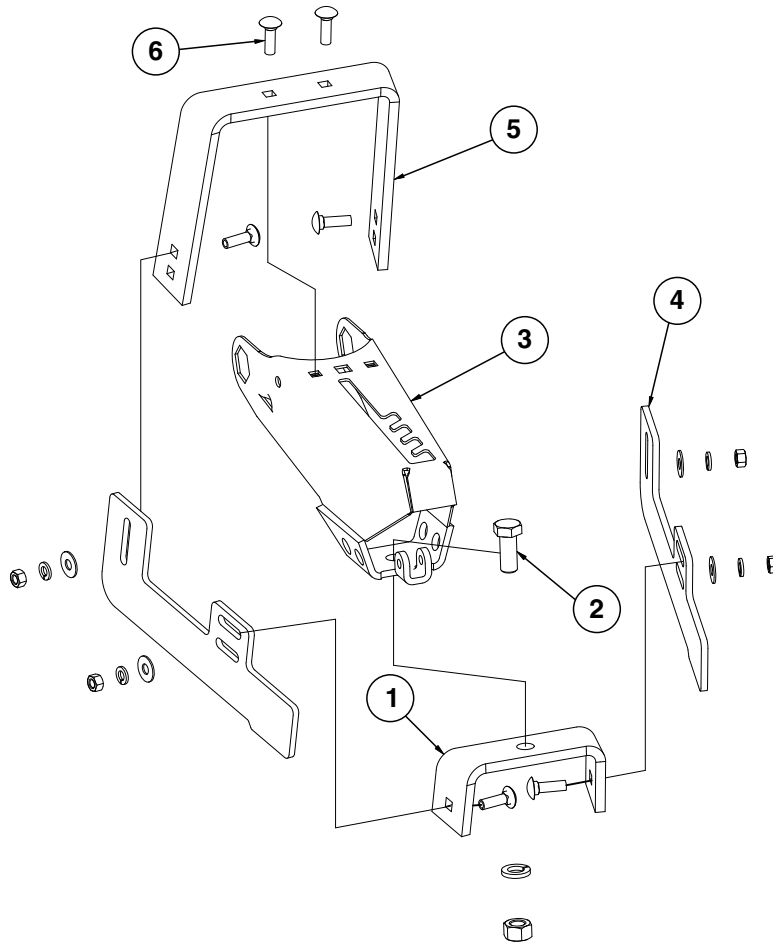
ITEM	PART NO.	QTY. (Per Row)	DESCRIPTION
1	G10001	1	Hex Head Cap Screw, 3/8"-16 x 1"
	G11387	1	Flat Washer, 3/8" SAE
2	GB0268	1	Wheel Arm Stop
3	G10801	2	Carriage Bolt, 1/2"-13 x 2 1/4"
	G10315	-	Carriage Bolt, 1/2"-13 x 2 1/2" (Used W/Straight Drop In-Furrow Granular Chemical Bracket)
	G10102	2	Hex Nut, 1/2"-13
4	GA2054	1	Spring
5	GB0239	2	Eccentric Bushing
6	G10102	1	Hex Nut, 1/2"-13
7	G10015	1	Adjusting Bolt, 1/2"-13 x 5"
8	GA6619	1	Mounting Arm
9	G10463	2	Cotter Pin, 1/4" x 1 1/2"
10	G10171	4	Hex Head Cap Screw, 5/16"-18 x 1 1/4"
	G10232	4	Lock Washer, 5/16"
	G10106	4	Hex Nut, 5/16"-18
11	GA6620	2	Bracket
12	GA6618	2	Mount
13	G10303	2	Carriage Bolt, 5/16"-18 x 1"
	G11386	2	Flat Washer, 5/16" SAE
	G10232	2	Lock Washer, 5/16"
	G10106	2	Hex Nut, 5/16"-18
14	G10107	3	Lock Nut, 5/8"-11
15	GD1109	2	Bushing, 4 1/64" I.D. x 7/8" O.D. x 1/4" Long
16	GD9290	2	Disc Blade, 8"
17	G10018	7	Hex Head Cap Screw, 5/16"-18 x 5/8"
	G10109	7	Lock Nut, 5/16"-18, Grade 8
18	G10152	1	Hex Head Cap Screw, 5/8"-11 x 9"
19	GD3180-12	2	Sleeve, 5/8" I.D. x 7/8" O.D. x 2 7/8" Long
20	GD9562	2	Half Wheel
21	GA6171	1	Bearing
22	GD9305	1	Tire
23	GA2014	2	Bearing
24	GD10473	2	Bearing Housing
25	G10427	12	Rivet, 1/4" x 1/2"
26	G10006	2	Hex Head Cap Screw, 5/8"-11 x 2 1/4"
27	GD11845	2	Dust Cap
A	GA6733	-	Single Press Wheel Complete W/Bearing (Items 17 and 20-22)
B	GA6801	-	Covering Disc Blade Complete W/Bearing (Items 16 and 23-25)

(IP1208)



ITEM	PART NO.	QTY. (Per Row)	DESCRIPTION
1	GD9120	4	Nylon Half Wheel
	G10064	12	Hex Head Cap Screw, 1/4"-20 x 1"
2	GD1085	2	Rubber Tire, 1" x 12"
3	GA6171	2	Bearing
4	GA6597	1	Cast Iron Closing Wheel W/Bearing
	GA6171	1	Bearing
5	GB0254	1	Lever
	G10133	1	Hex Head Cap Screw, 5/16"-18 x 1 1/2"
	G10109	1	Lock Nut, 5/16"-18, Grade 8
6	GA15197	1	Arm
7	GB0268	1	Wheel Arm Mount
8	G10001	1	Hex Head Cap Screw, 3/8"-16 x 1"
	G11387	2	Flat Washer, 3/8" SAE
9	G11419	2	Carriage Bolt, 1/2"-13 x 2 1/4"
	G10315	-	Carriage Bolt, 1/2"-13 x 2 1/2" (Used W/Straight Drop In-Furrow Granular Chemical Bracket)
	G11387	-	Flat Washer, 3/8" SAE
10	GB0282	2	Stepped Bushing
11	GB0239	2	Eccentric Bushing
12	G10111	2	Lock Nut, 1/2"-13
13	GD8460	1	Spring
14	G1K345	-	Closing Wheel Shield Kit W/Hardware and Instruction
	GD14065	1	Closing Wheel Shield
	G10599	1	Carriage Bolt, 3/8"-16 x 1 1/4"
	G10308	2	Carriage Bolt, 3/8"-16 x 3/4"
	G10101	3	Hex Nut, 3/8"-16
15	G10013	2	Hex Head Cap Screw, 5/8"-11 x 3 1/2"
	G11391	2	Flat Washer, 5/8" SAE
	GD1109	2	Bushing, 4 1/64" I.D. x 7/8" O.D. x 1/4" Long
	G10230	2	Lock Washer, 5/8"
	G10107	2	Lock Nut, 5/8"-11
A	GA6434	-	Rubber Closing Wheel Complete W/Bearing (Items 1-3)

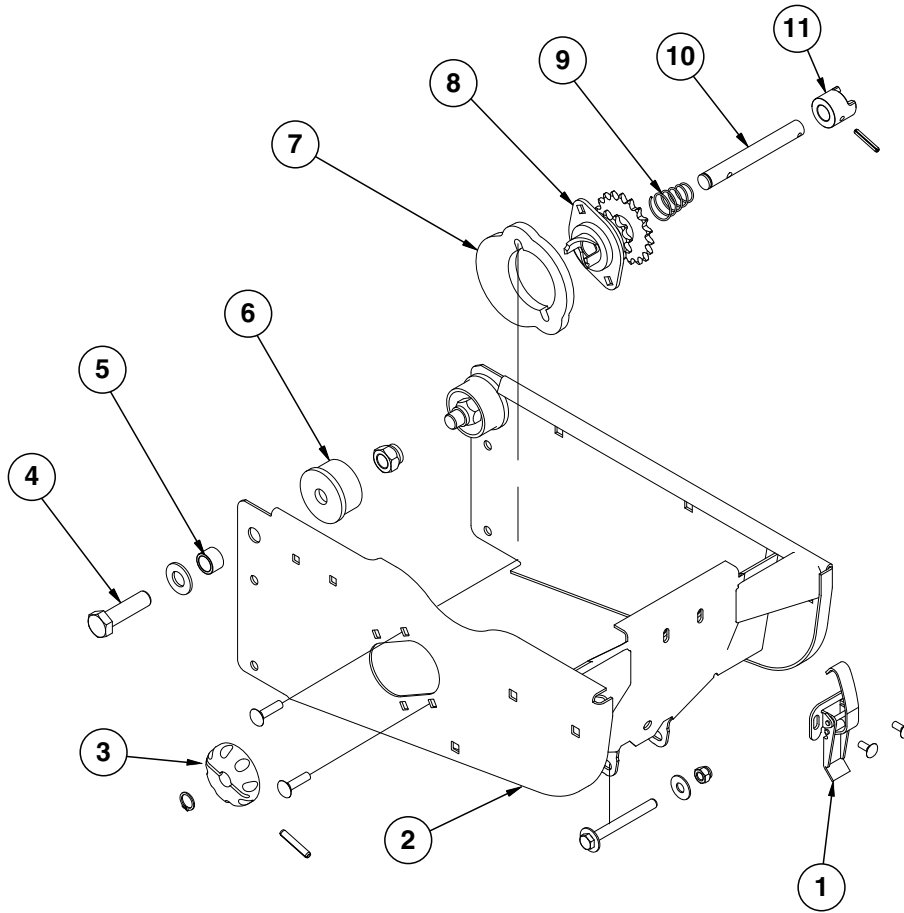
(IP1202)





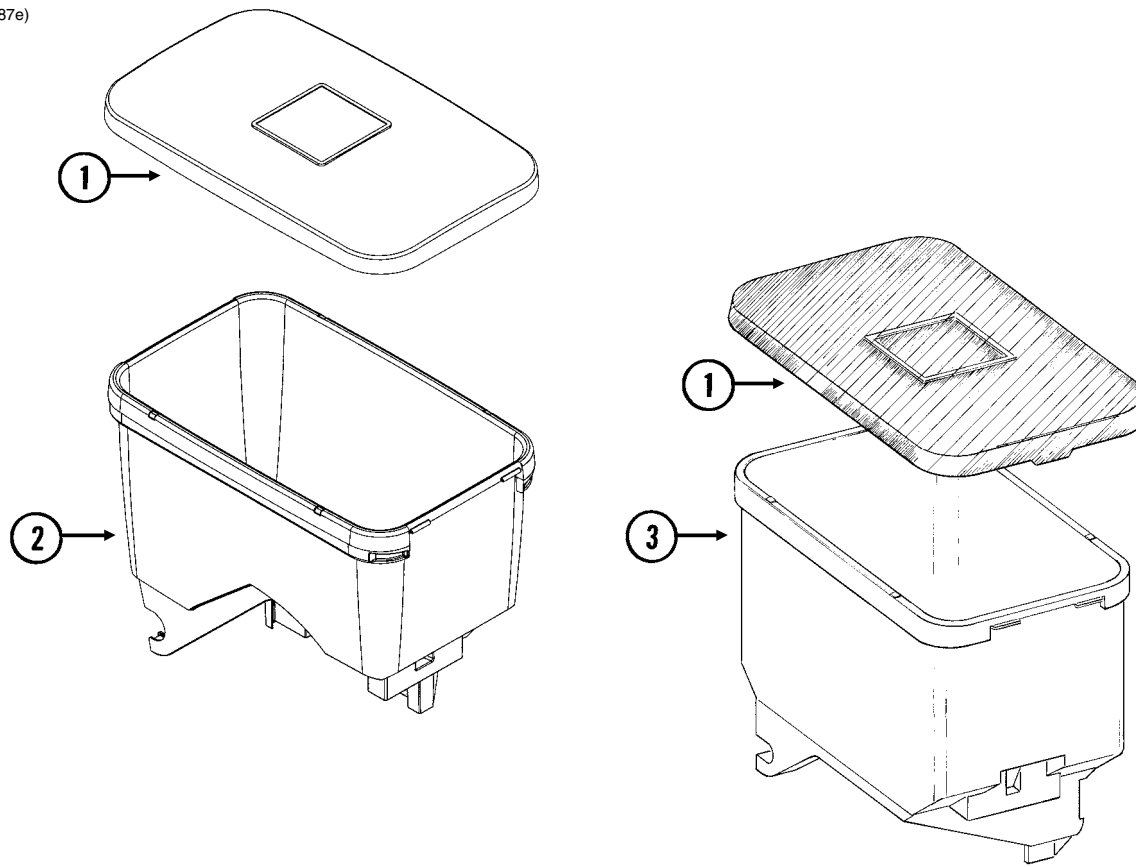
ITEM	PART NO.	QTY. (Per Row)	DESCRIPTION
1	GD11509	1	Rear Bracket
2	G10007	1	Hex Head Cap Screw, 5/8"-11 x 1 1/2"
	G10230	1	Lock Washer, 5/8"
	G10104	1	Hex Nut, 5/8"-11
3	GA15197	1	Arm
4	GD11313	2	Blade
5	GD11508	1	Front Bracket
6	G10599	6	Carriage Bolt, 3/8"-16 x 1 1/4"
	G10229	6	Lock Washer, 3/8"
	G11387	6	Flat Washer, 3/8" SAE
	G10101	6	Hex Nut, 3/8"-16
A	G7566X	-	Drag Closing Attachment Complete (Items 1-6)

(IP1209)



ITEM	PART NO.	QTY. (Per Row)	DESCRIPTION
1	GA2007	1	Hopper Hold Down Latch
	G10621	2	Serrated Flange Nut, 1/4"-20
	G10309	2	Carriage Bolt, 1/4"-20 x 5/8", Grade 2
2	GA10155	1	Hopper Support
	G10061	1	Hex Head Cap Screw, 3/8"-16 x 3 1/2"
	G11387	2	Flat Washer, 3/8" SAE
	G10108	1	Lock Nut, 3/8"-16
3	GD11239	1	Knob
	G10602	1	Spring Pin, 1/4" x 1 1/2"
	G10567	1	External Retaining Ring, 5/8"
4	G10752	2	Hex Head Cap Screw, 5/8"-18 x 2 1/4"
	G11391	2	Flat Washer, 5/8" SAE
	G10412	2	Lock Nut, 5/8"-18
5	GB0218	2	Bushing, 2 1/32" I.D. x 7/8" O.D. x 1 9/32" Long
6	GB0314	2	Hopper Mount
7	GB0331	1	Clutch Adapter Plate
	G10620	2	Serrated Flange Nut, 5/16"-18
	G10338	2	Carriage Bolt, 5/16"-18 x 1 1/4"
8	GA10137	1	Double Sprocket And Bearing, Drive Clutch, 11/19 Tooth
9	GD11413	1	Spring
10	GD15747	1	Shaft
11	GB0278	1	Coupler
	G10546	1	Spring Pin, 3/16" x 1 1/4"
A	GA12144	-	Meter Drive Assembly, 11/28 Tooth (Items 3 And 8-11) (EdgeVac Shown)
B	GA10151	-	Meter Drive Assembly Complete, 11/19 Tooth (Items 3 And 8-11)

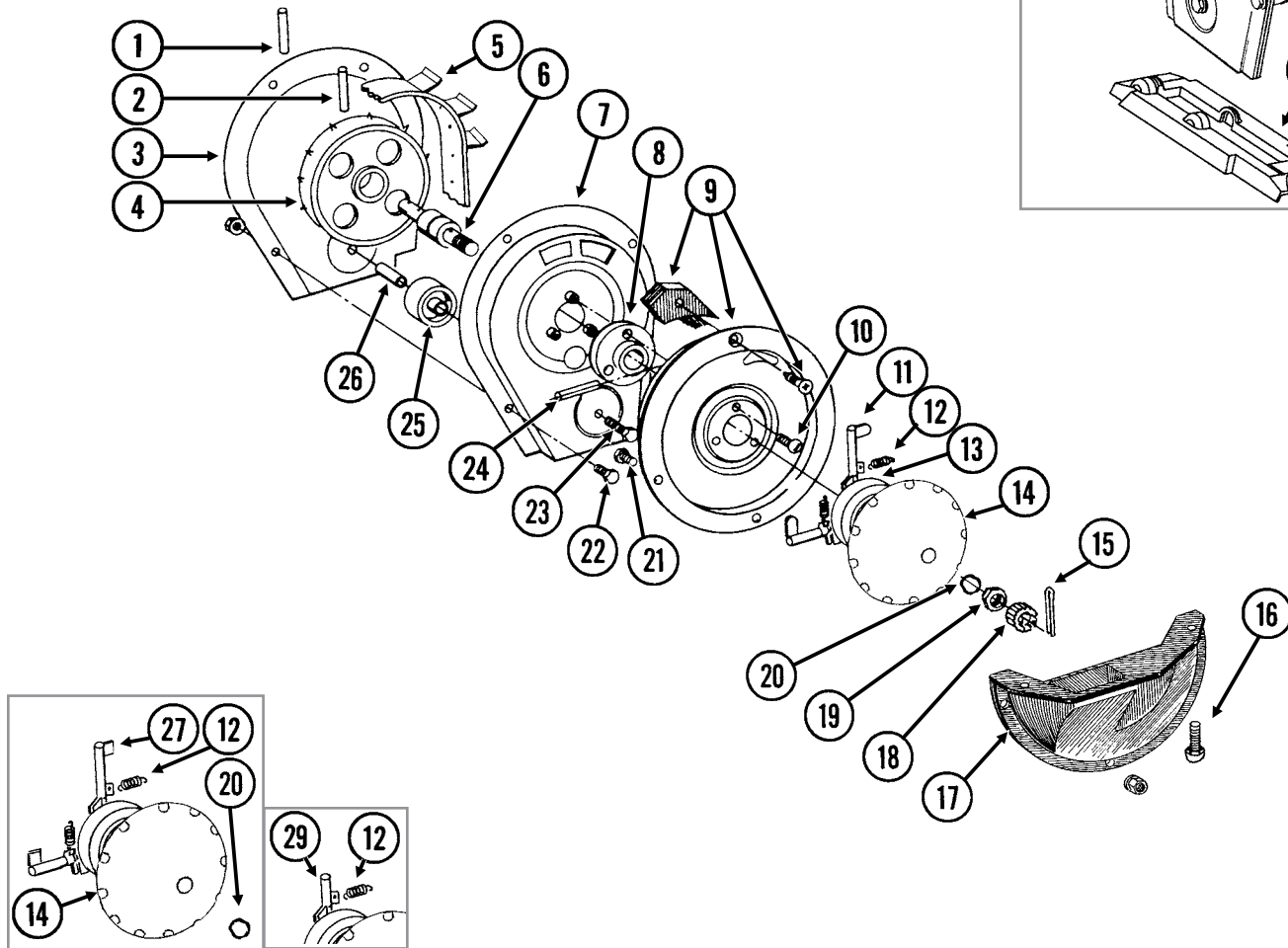
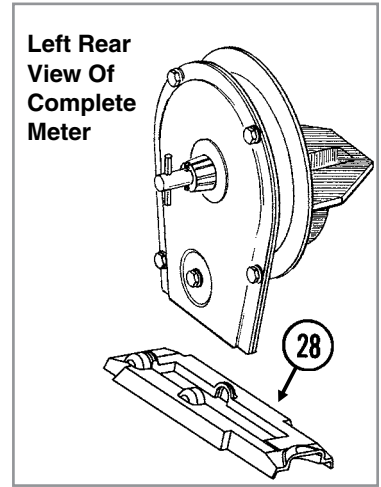
(METR12/RU87e)



ITEM	PART NO.	QTY.	DESCRIPTION
1	GD11279	1	Lid
2	GA10634	1	Seed Hopper (EdgeVac)
	GD12561	-	Threaded Insert, 5/16"-18
3	GA9714	1	Seed Hopper, Reinforced (Mechanical)
	GD12561	-	Threaded Insert, 5/16"-18

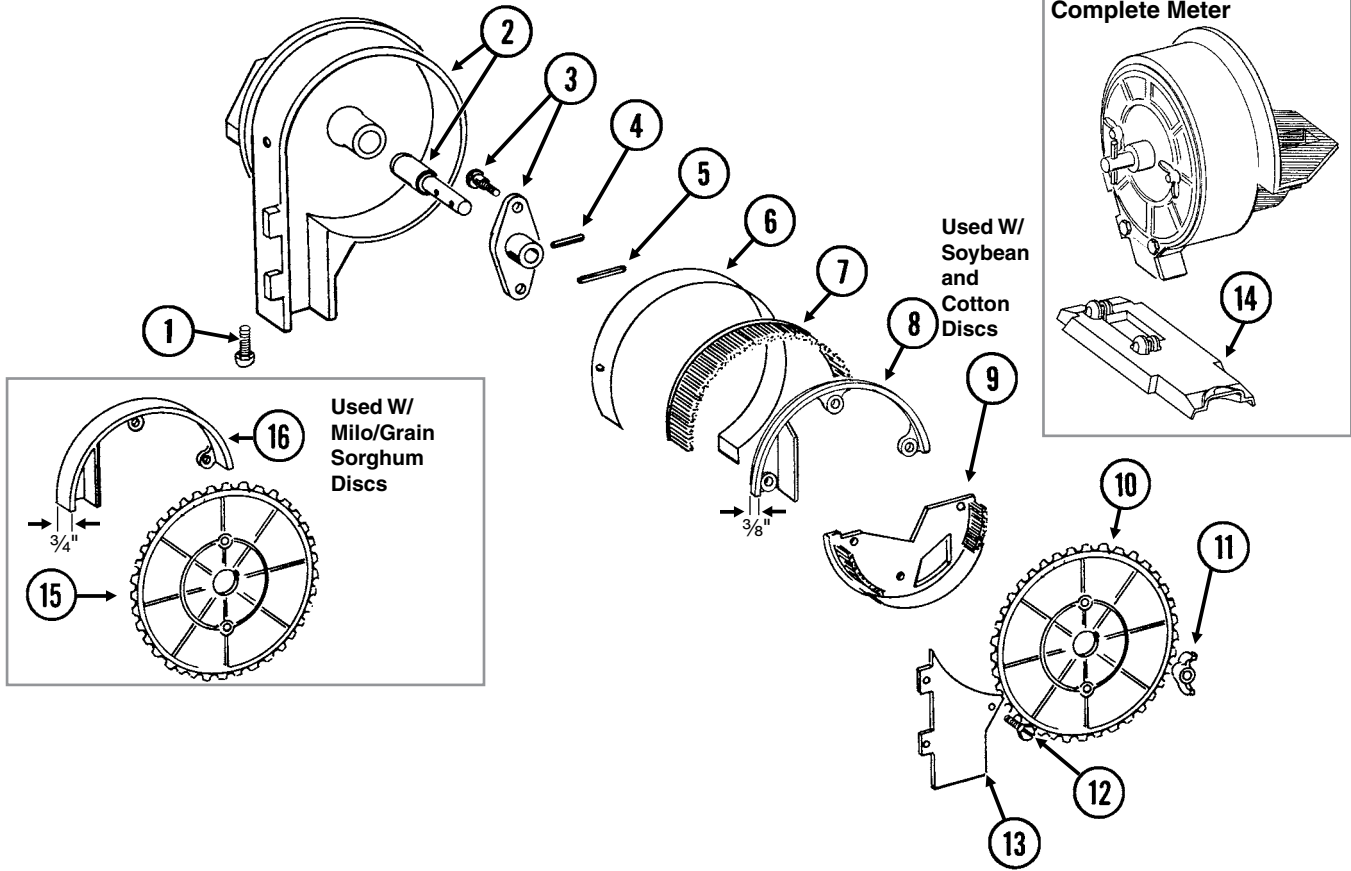
**This page left blank intentionally.**

RUA015/RUA056/RUA057(RU13k/RU13d)



ITEM	PART NO.	QTY. (Per Row)	DESCRIPTION
1	G10602	1	Spring Pin, 1/4" x 1 1/2"
2	G10604	1	Spring Pin, 3/16" x 1 1/2"
3	GD26419	1	Housing Cover
4	GD1041	1	Belt Drive Sprocket
5	GD11286	1	Seed Belt
6	GA2019	1	Bearing
7	GA18201	1	Conveyor Housing
8	GB0110	1	Bearing Housing
9	GR1569	-	Carrier Plate W/Brush and Screw (Corn)
	GR0664	-	Carrier Plate W/Brush and Screw (Sunflower)
	GA2020	-	Brush
	G10690	-	Rolling Thread Screw, No. 10 x 3/4"
10	G10401	3	Slotted Hex Washer Head Screw, No. 10-32 x 5/8"
11	GD18704	12	Finger, Corn
12	GD19790	12	Spring
13	GB0410	1	Cam
14	GD11528	1	Finger Holder
15	G10470	1	Cotter Pin, 5/32" x 1"
16	G11009	2	Locking Thumbscrew, 5/16"-18 x 3/4"
17	GD11311	1	Seed Baffle
18	GD1083	1	Cover Nut
19	G10500	1	Jam Nut, 5/8"-18 UNF
20	GA8343	1	Wave Washer, 5/8" (Triple Wave)
21	G10020	3	Hex Head Cap Screw, 1/4"-20 x 5/8"
	G10323	3	Hex Flange Nut, 1/4"-20, No Serrations
22	G10022	4	Hex Head Cap Screw, 1/4"-20 x 1/2"
	G10621	4	Serrated Flange Nut, 1/4"-20
23	G10021	1	Hex Head Cap Screw, 1/4"-20 x 1 1/2"
	G10621	1	Serrated Flange Nut, 1/4"-20
24	G10603	1	Spring Pin, 1/4" x 1 1/4"
25	GD1042	1	Idler
26	GB0120	1	Bushing, 1 7/64" I.D. x 1 1/32" Long
27	GD19333	12	Finger, Oil Sunflower
28	GD15698	1	Shank Cover, Finger Pickup Seed Meter
29	GD11787	-	Half Rate Blank Finger
A	GR1848	-	Finger Assembly, Corn (Items 11-14 and 20)
B	GR1897	-	Finger Assembly, Oil Sunflower (Items 12, 14, 20, 27, and 30)
C	700-01078	-	Corn Meter (Items 1-26 and 28)

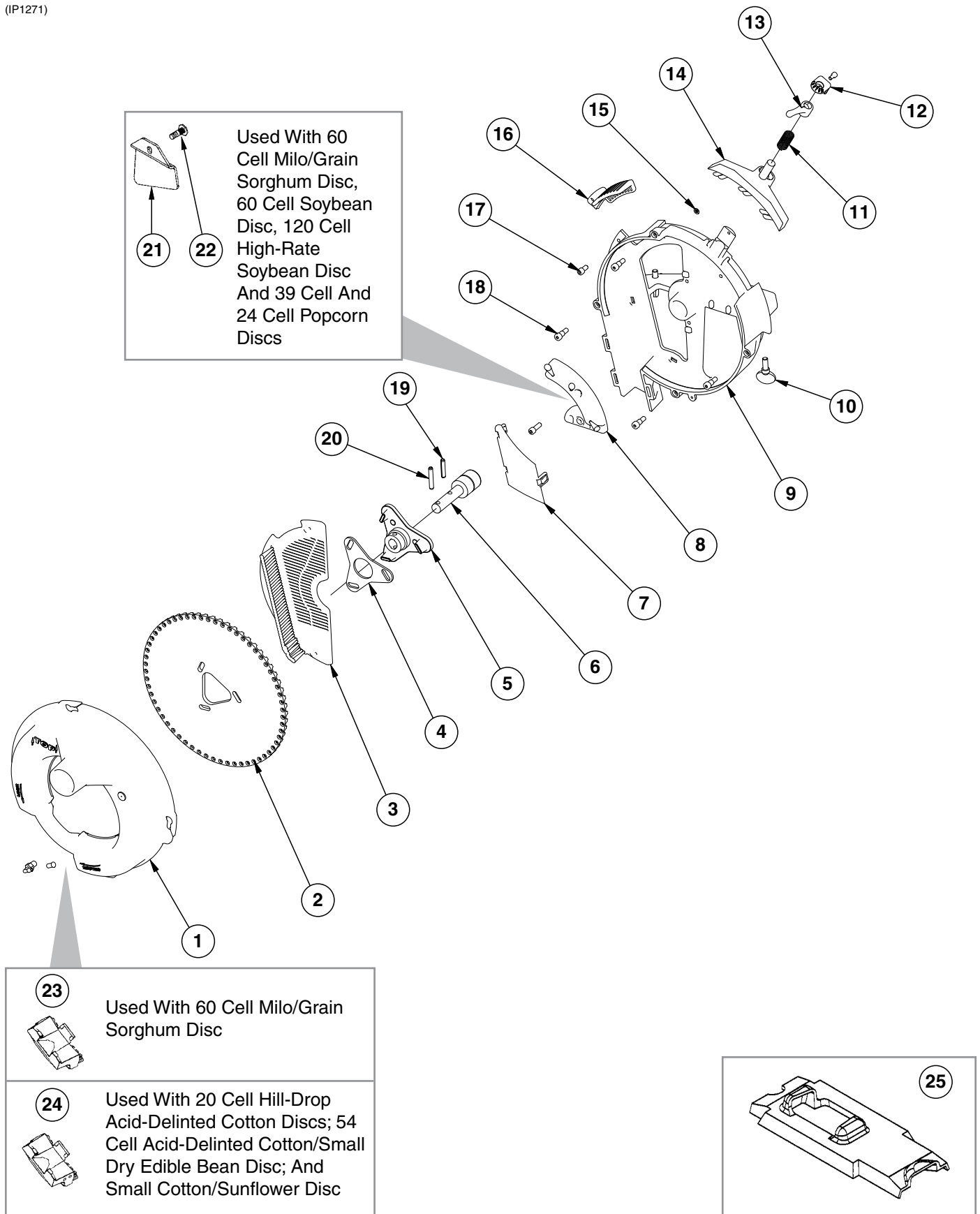
RUA037/RUA056/RUA057(RU14f)





ITEM	PART NO.	QTY. (Per Row)	DESCRIPTION
1	G11009	2	Locking Thumbscrew, 5/16"-18 x 3/4"
2	GA18208	1	Housing W/Bearing
	GA5698	-	Bearing
3	GA6038	1	Hub W/Shoulder Bolts
	GD1755	-	Shoulder Bolt, 1/4"-20 (2 Used)
4	G10603	1	Spring Pin, 1/4" x 1 1/4"
5	G10602	1	Spring Pin, 1/4" x 1 1/2"
6	GD8778	1	Wear Strip
7	GA5699	1	Upper Brush
8	GD11122	1	Upper Brush Retainer (Used W/Soybean and Cotton Discs)
9	GA5834	1	Lower Brush
10	GA5794	-	Seed Disc, Soybean, 60 Cell, Black Color-Coded
	GA6184	-	Seed Disc, Specialty Soybean, 48 Cell, Dark Blue Color-Coded
	GA5796	-	Seed Disc, Cotton, Acid-Delinted, 30 Cell, White Color-Coded
	GA6168	-	Seed Disc, Large Cotton, Acid-Delinted, 36 Cell, Tan Color-Coded
	GA6478	-	Seed Disc, High-Rate Cotton, Acid-Delinted, 48 Cell, Light Green Color-Coded
	GA6182	-	Seed Disc, Hill-Drop Cotton, Acid-Delinted, 12 Cell, Brown Color-Coded
	GA7255	-	Seed Disc, Small Hill-Drop Cotton, Acid-Delinted, 12 Cell, Dark Green Color-Coded
11	G10531	2	Wing Nut W/Nylon Insert, 1/4"-20
12	G11151	9	Hex Washer Head Screw, No. 10-16 x 1/2"
	G10634	-	Slotted Tap Screw, No. 10-24 x 5/8" (Use As Required)
13	GD7878	1	Cover
14	GD15699	1	Shank Cover, Brush-Type Seed Meter
15	GA5982	-	Seed Disc, Small Milo/Grain Sorghum, 30 Cell, Red Color-Coded
	GA6187	-	Seed Disc, Large Milo/Grain Sorghum, 30 Cell, Light Blue Color-Coded
	GA5795	-	Seed Disc, High-Rate Small Milo/Grain Sorghum, 60 Cell, Red Color-Coded
	GA6633	-	Seed Disc, High-Rate Large Milo/Grain Sorghum, 60 Cell, Yellow Color-Coded
16	GD8237	-	Upper Brush Retainer (Used W/Milo/Grain Sorghum Discs)
A	700-01079	-	Brush Meter (Items 1-9 and 11-14)

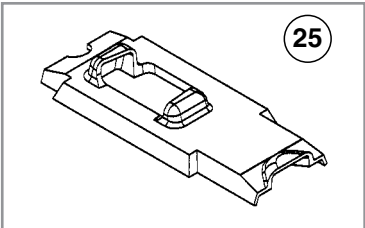
(IP1271)



Used With 60 Cell Milo/Grain Sorghum Disc, 60 Cell Soybean Disc, 120 Cell High-Rate Soybean Disc And 39 Cell And 24 Cell Popcorn Discs

**23** Used With 60 Cell Milo/Grain Sorghum Disc

**24** Used With 20 Cell Hill-Drop Acid-Delinted Cotton Discs; 54 Cell Acid-Delinted Cotton/Small Dry Edible Bean Disc; And Small Cotton/Sunflower Disc



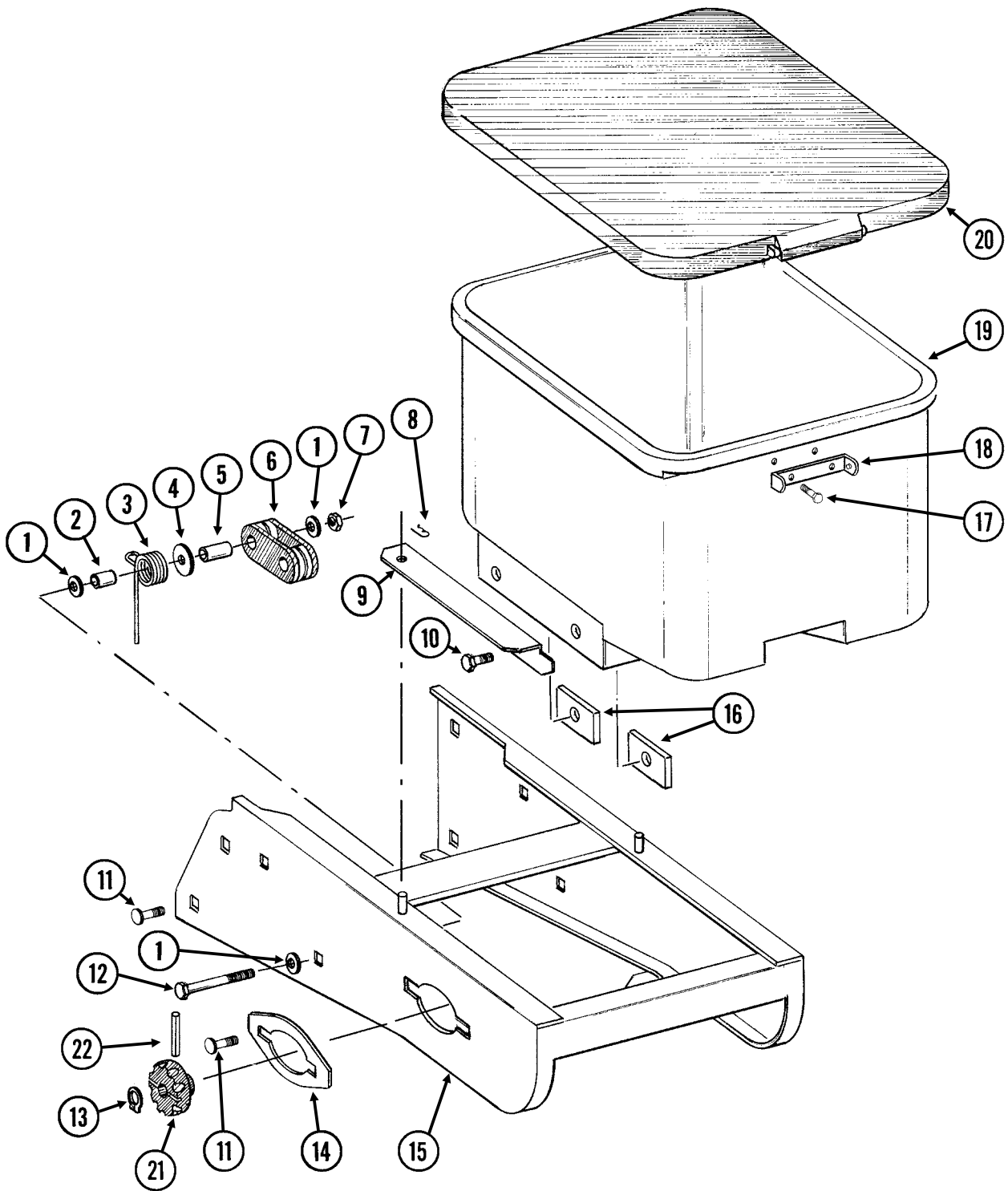
## EdgeVac Seed Meter

Model 3140

M0245-02

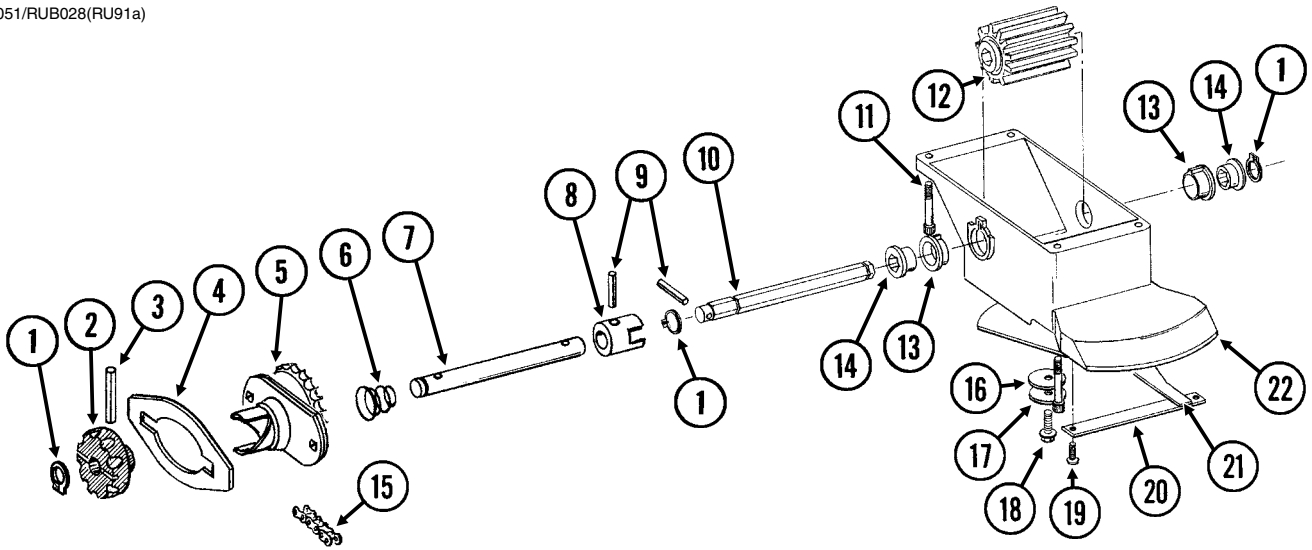
ITEM	PART NO.	QTY.	DESCRIPTION
1	GA11911	1	Vacuum Cover W/Elbow And Cap
	GD17099	1	3/16" Hose Barb Elbow
	GD17152	1	Cap
2	GD17049	-	Seed Disc, Corn/Popcorn, 39 Cell, Light Blue Color-Coded
	GD17048	-	Seed Disc, Low-Rate Corn/Popcorn, 24 Cell, Light Green Color-Coded
	GD14467	-	Seed Disc, Soybean, 60 Cell, Black Color-Coded
	GD14468	-	Seed Disc, High-Rate Soybean, 120 Cell, Dark Blue Color-Coded
	GD17050	-	Seed Disc, Milo/Grain Sorghum, 60 Cell, Yellow Color-Coded
	GD17187	-	Seed Disc, Hill-Drop Cotton, Acid-Delinted, 3 Seeds Per Cell, 20 Cell, Brown Color-Coded
	GD18095	-	Seed Disc, Small Hill-Drop Cotton, Acid-Delinted, 20 Cell (3 Seeds Per Cell), Grey Color-Coded
	GD17186	-	Seed Disc, Cotton, Acid-Delinted/Small Dry Edible Bean, 54 Cell, Dark Green Color-Coded
	GD18098	-	Seed Disc, Small Cotton/Sunflower, 54 Cell, White Color-Coded
	GD14477	-	Seed Disc, Large Dry Edible Bean, 54 Cell, Tan Color-Coded
GD24805	-	Seed Disc, Sugar Beets, 80 Cell, Blue Color-Coded	
3	GD17028	1	Wall Brush/Vent
4	GD17021	1	Foam Spacer
5	GB0328	1	Mount
6	GA5698	1	Bearing
7	GD14541	1	Discharge Cover
8	GA11935	1	Crowder Brush
	G11213	1	Hex Socket Head Cap Screw, 1/4"-20 x 3/4"
9	GB0319	1	Housing
10	G11009	2	Locking Thumbscrew, 5/16"-18 x 3/4"
11	GD14592	1	Spring
12	GB0358	1	Cap
	G11173	1	Hex Socket Head Cap Screw, No. 10-24 x 3/8", Stainless Steel
13	GD15663	1	Brush Adjustment Lever
14	GA12848	1	Singulator Brush
15	GD17162	3	Push Nut, 1/8" I.D.
16	GD17047	1	Air Inlet Screen
17	G10260	1	Hex Socket Head Cap Screw, 1/4"-20 x 1/2"
18	G11172	4	Hex Socket Head Shoulder Screw, 1/4"-20 x 3/8", Stainless Steel
19	G10603	1	Spring Pin, 1/4" x 1 1/4"
20	G10602	1	Spring Pin, 1/4" x 1 1/2"
21	GD17104	1	<b>Seed Baffle (Used With 60 Cell Milo/Grain Sorghum Disc, 60 Cell Soybean Disc, 120 Cell High-Rate Soybean Disc And 39 Cell And 24 Cell Popcorn Discs and 80 Cell Sugar Beet Disc)</b>
22	G11210	1	Rib Neck Bolt, 1/4"-20 x 3/4"
	G10323	1	Hex Flange Nut, 1/4"-20, No Serrations
23	GA12133	1	Cleanout Brush (Used With 60 Cell Milo/Grain Sorghum Disc)
24	GA12154	-	<b>Cleanout Brush W/Ball-Type Ejector (Used With 20 Cell Hill-Drop Acid-Delinted Cotton Discs And 54 Cell Acid-Delinted Cotton/Small Dry Edible Bean And Small Cotton/Sunflower Discs)</b>
25	GD15700	1	Shank Cover, EdgeVac Meter
A	G8158X	-	EdgeVac Meter Assembly (Items 1, 3-20, 22, and 25)

(METR14d)



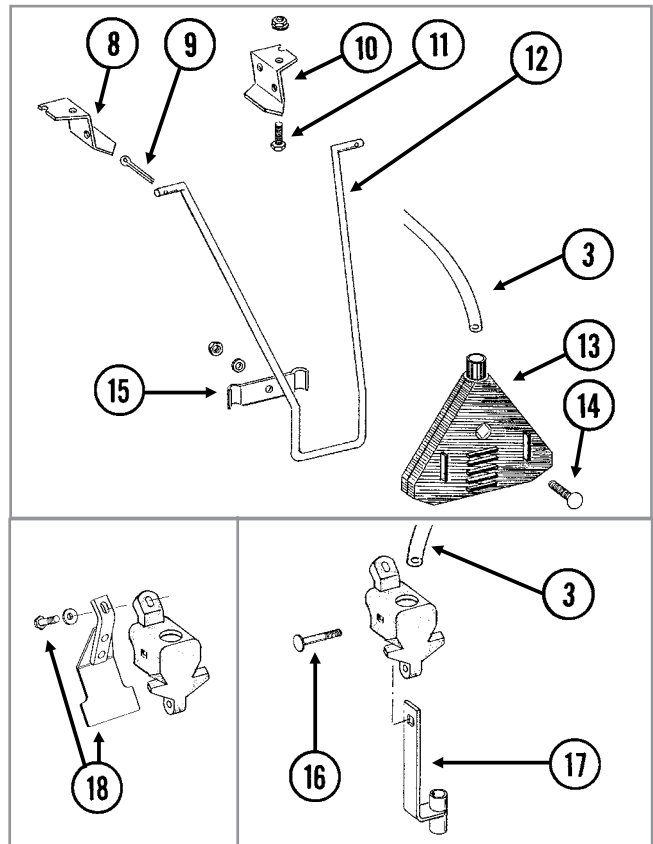
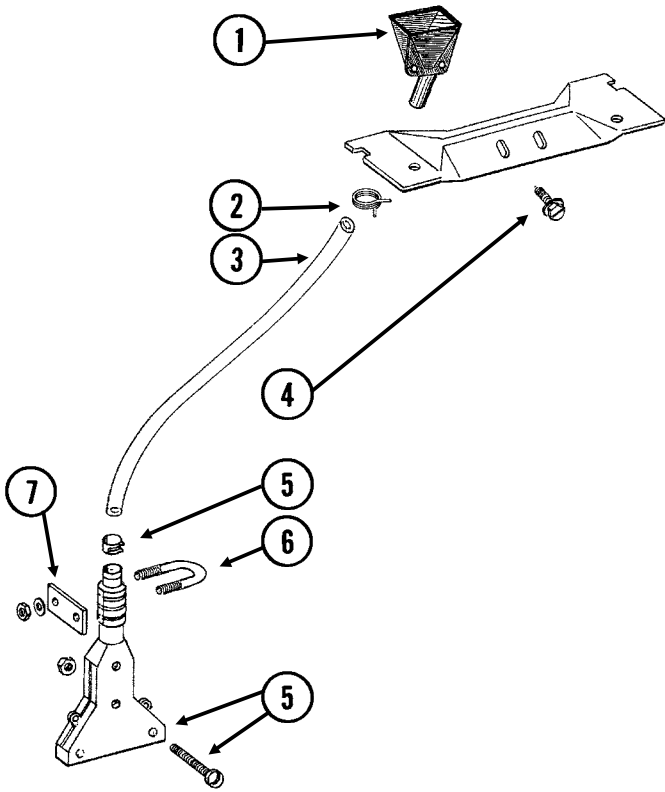
ITEM	PART NO.	QTY. (Per Row)	DESCRIPTION
1	G11387	3	Flat Washer, 3/8" SAE
2	GD2971-10	1	Sleeve, 9/16" Long
3	GD11219	1	Spring
4	G10201	1	Special Washer, 3/8" x 1 1/2" O.D.
5	GD1026	1	Sleeve, 1 3/16" Long
6	GD11962	1	Idler
7	G10108	1	Lock Nut, 3/8"-16
8	G10670	2	Hair Pin Clip, No. 3
9	GD1059L	1	Support, L.H. (Shown)
	GD1059R	1	Support, R.H.
10	G10002	4	Hex Head Cap Screw, 3/8"-16 x 3/4"
	G10229	4	Lock Washer, 3/8"
11	G10312	8	Carriage Bolt, 5/16"-18 x 3/4"
	G10620	8	Serrated Flange Nut, 5/16"-18
12	G10325	1	Hex Head Cap Screw, 3/8"-16 x 2 3/4"
13	G10567	3	External Retaining Ring, 5/8"
14	GD11305	1	Plate
15	A10759	1	Hopper Panel Extension <b>(Non-Stock Item) (Sub Wholegoods Order Code 700-01099)</b>
16	GD11424	4	Block
17	G10023	2	Hex Head Cap Screw, 1/4"-20 x 3/4"
	G10621	2	Serrated Flange Nut, 1/4"-20
18	GD1060	1	Hinge
19	GA8371	1	Hopper
20	GA4444	1	Lid
21	GD11239	1	Knob
22	G10602	1	Spring Pin, 1/4" x 1 1/2"

RUA051/RUB028(RU91a)



ITEM	PART NO.	QTY. (Per Row)	DESCRIPTION
1	G10567	3	External Retaining Ring, 5/8"
2	GD11239	1	Knob
3	G10602	1	Spring Pin, 1/4" x 1 1/2"
4	---	-	<a href="#">See "Granular Chemical Hopper and Hopper Panel Extension" on page P25</a>
5	GA8364	1	Sprocket and Bearing, Drive Clutch, 24 Tooth
6	GD11413	1	Spring
7	GD11240	1	Shaft
8	GB0278	1	Coupler
9	G10546	2	Spring Pin, 3/16" x 1 1/4"
10	GD11297	1	Shaft
11	G10921	4	Hex Socket Head Cap Screw, No. 10-24 x 7/8"
12	GD7148	1	Feed Roller, Hex Bore
13	GB0115	2	Bearing
14	GD7258	2	Hex Bushing
15	G3303-114	1	Chain, No. 41, 114 Pitch Including Connector Link
	GR0196	1	Connector Link, No. 41
16	G10660	1	Wave Washer, 1/2"
17	G11385	1	Flat Washer, 1/4" SAE
18	G10570	1	Slotted Hex Self-Tapping Screw, 1/4"-20 x 3/4"
19	G11073	2	Slotted Hex Self-Tapping Screw, No. 10 x 3/8"
20	GD1061	1	Support Strap
21	GD1063	1	Metering Gate
22	GB0116	1	Granular Housing
A	GA8326	-	Granular Chemical Meter Complete (Items 1, 9, 10, 12-14 and 16-22)
B	GA8366	-	Granular Chemical Meter Clutch (Items 1-3 and 5-9)

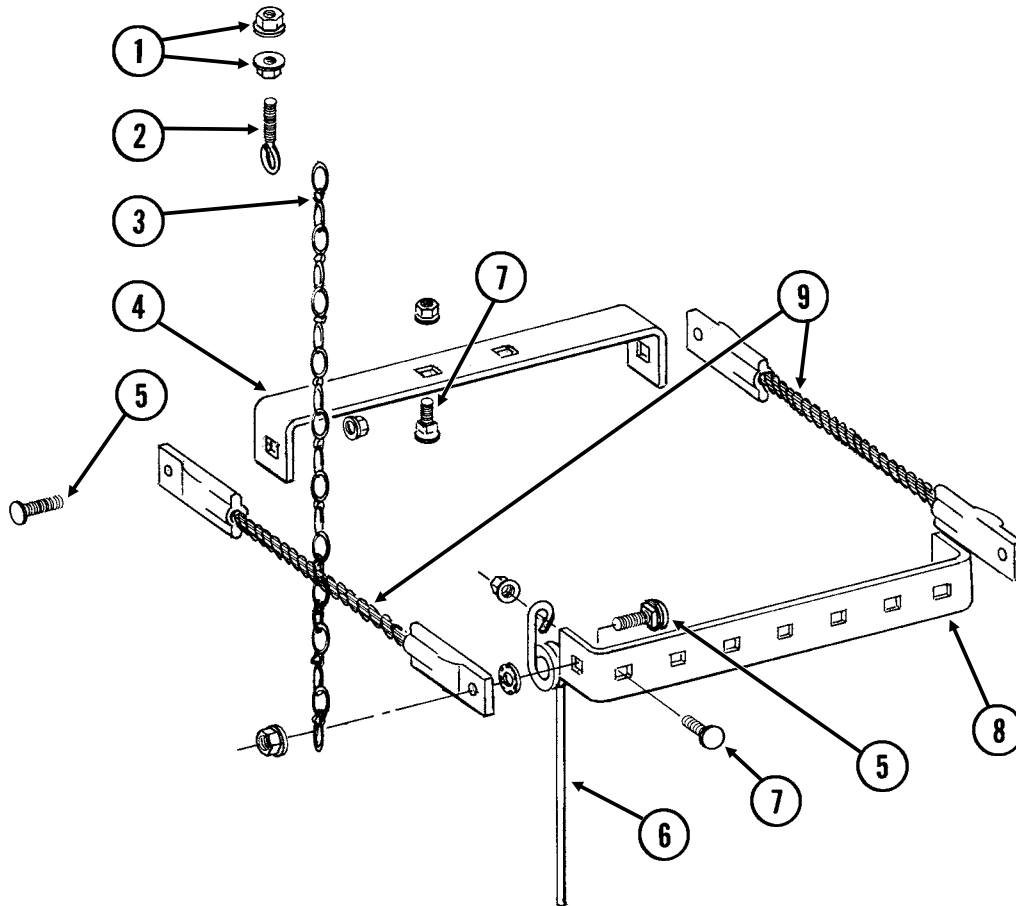
RUA061/RUA073(RU101mm/RU83m)





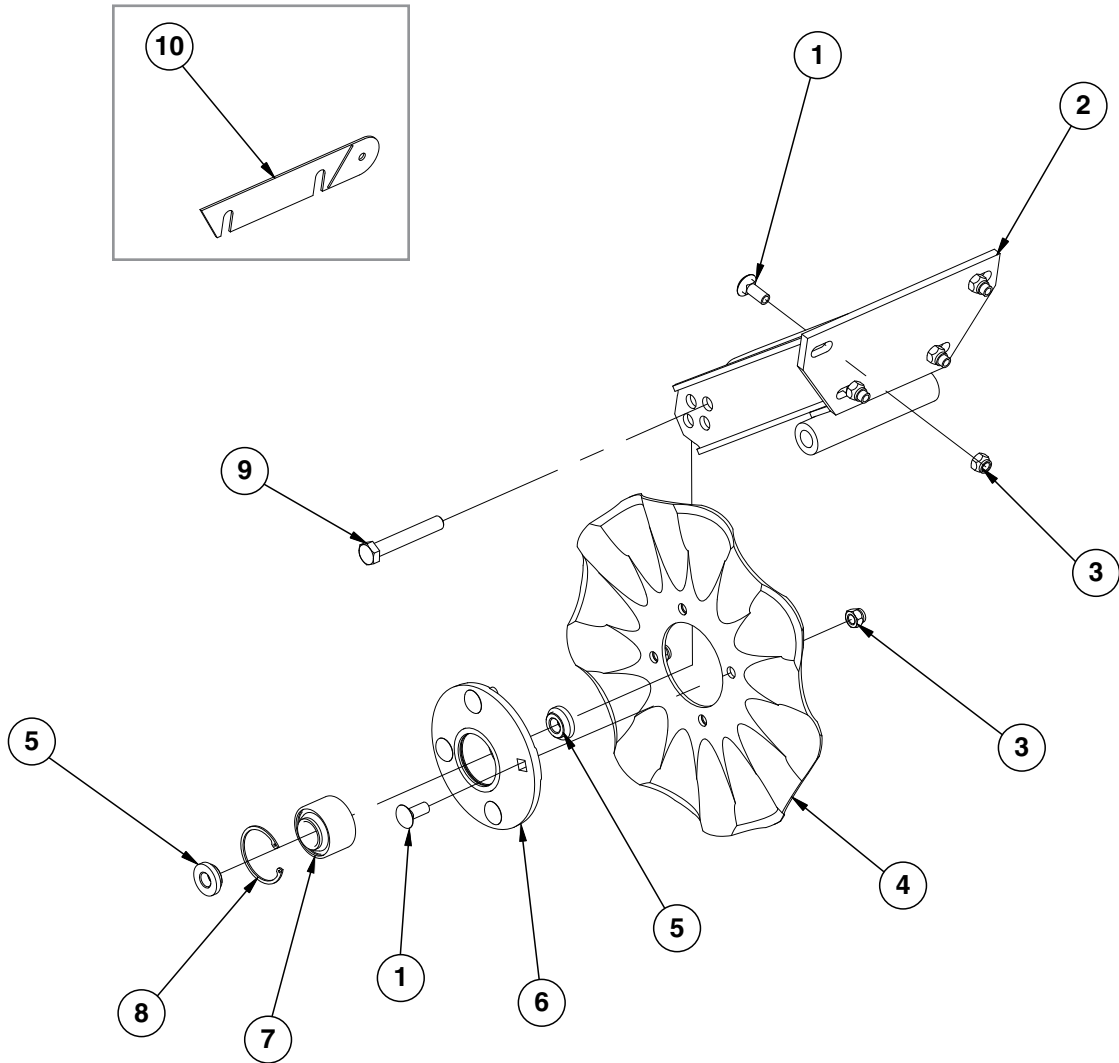
ITEM	PART NO.	QTY.	DESCRIPTION
1	GD2423	1	Funnel
2	G11209	1	Wire Hose Clamp, ¾"
3	GD2947	1	Hose, 7/16" x 28"
4	G10523	2	Slotted Pan Head Self-Tapping Screw, No. 10 x ½"
5	GA6907	1	Slope-Compensating Bander W/Hardware (4½" Band Width)
	G10864	1	Uni-Clamp
	G10757	2	Pan Head Screw, No. 10-32 x 1¼"
	G10758	2	Hex Nut, No. 10-32
6	GD10963	1	U-Bolt, 1½" x 1½" x ¼"-20
	G11385	2	Flat Washer, ¼" SAE
	G10110	2	Lock Nut, ¼"-20, Grade B
7	GD10984	1	Spacer
8	GD1115L	-	Hanger Bracket, L.H.
9	G10452	-	Cotter Pin, ⅛" x ½"
10	GD1115R	-	Hanger Bracket, R.H.
11	G10310	-	Carriage Bolt, ¼"-20 x ¾", Grade 2
	G10227	-	Lock Washer, ¼"
	G10103	-	Hex Nut, ¼"-20
12	GD1116	-	Hanger
13	GA2075	-	Diffuser, 14" Band
14	G10306	-	Carriage Bolt, ⅜"-16 x 2"
	G10229	-	Lock Washer, ⅜"
	G10101	-	Hex Nut, ⅜"-16
15	GD1118	-	Clamp
16	G10315	1	Carriage Bolt, ½"-13 x 2½" (Replaces Existing ½" x 2¼" Hardware)
17	GA6741	1	Bracket (Straight Drop In-Furrow)
18	G1K385	-	Bander Shield Kit W/Hardware and Instruction
	G10003	1	Hex Head Cap Screw, ⅜"-16 x 1½"
	G11387	1	Flat Washer, ⅜" SAE

RUA055(RU95)



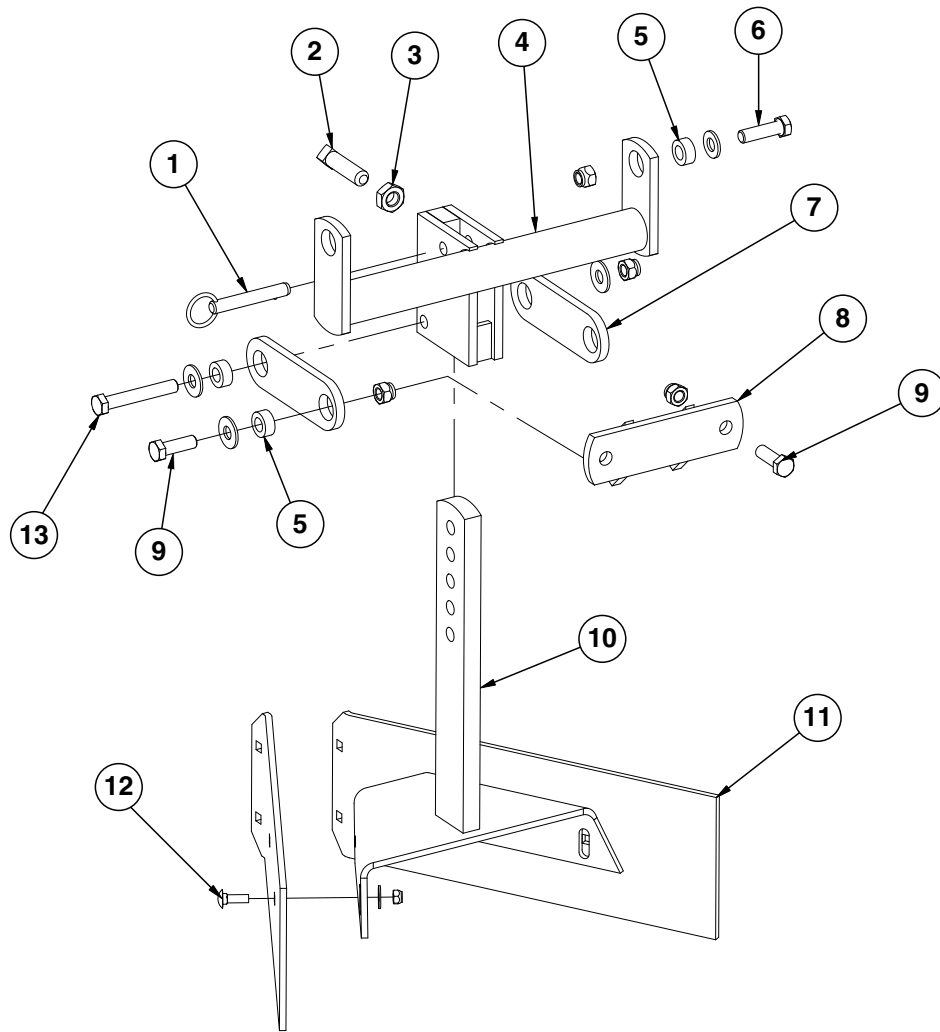
ITEM	PART NO.	QTY. (Per Row)	DESCRIPTION
1	G10621	4	Serrated Flange Nut, 1/4"-20
2	GD2460	2	Eyebolt, 1/4"-20
3	G3305-01	2	Twin Loop Chain, 9 Links
4	GD1143	1	Front Bracket
5	G10305	4	Carriage Bolt, 3/8"-16 x 1"
	G10529	4	External Tooth Lock Washer, 3/8"
	G10622	4	Serrated Flange Nut, 3/8"-16
6	GD1145	7	Spring Tooth
7	G10305	9	Carriage Bolt, 3/8"-16 x 1"
	G10622	9	Serrated Flange Nut, 3/8"-16
8	GD1144	1	Rear Bracket
9	GA2094	2	Cable Assembly

(IP1279)



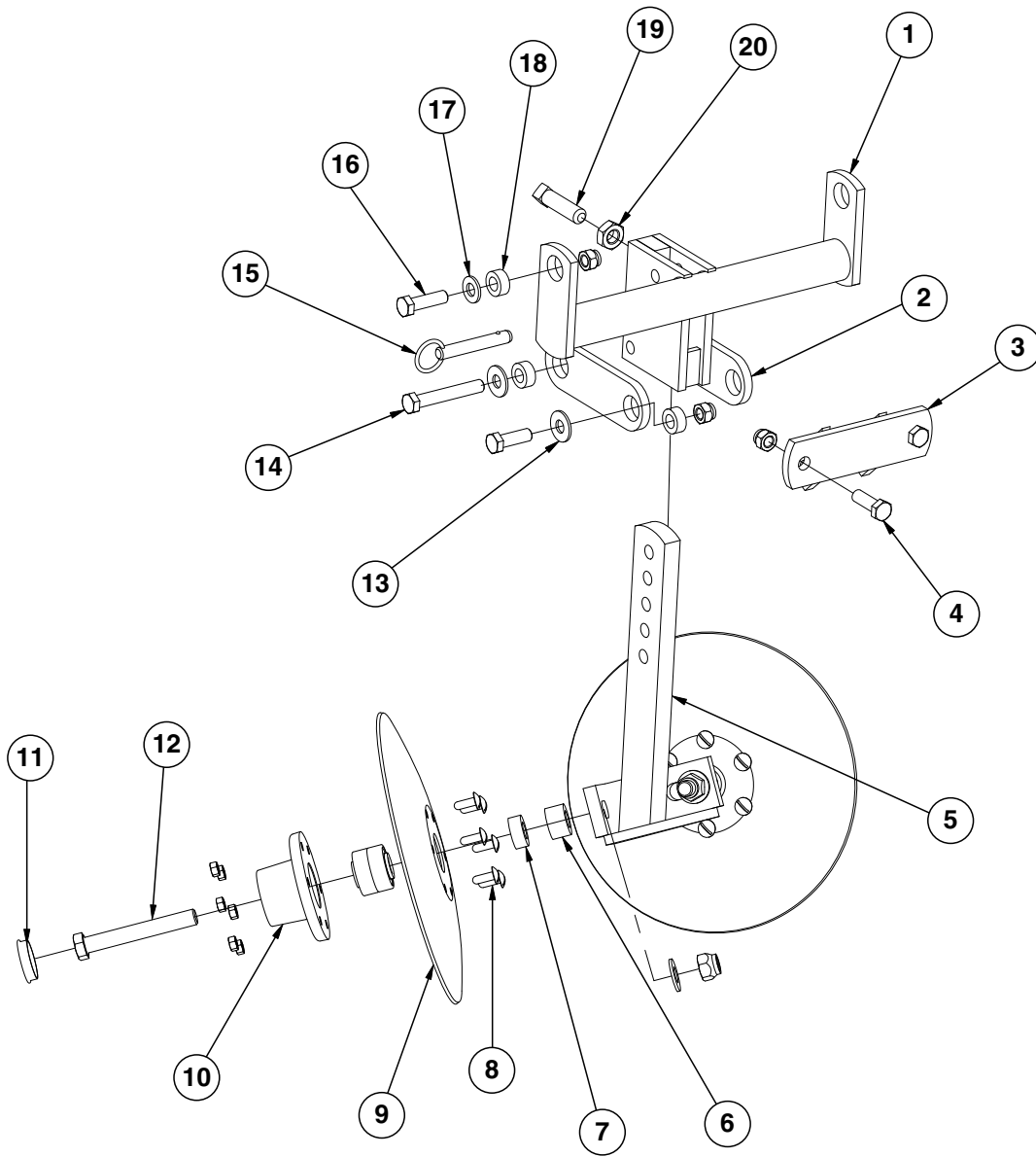
ITEM	PART NO.	QTY. (Per Row)	DESCRIPTION
1	G10574	8	Carriage Bolt, 1/2"-13 x 1 1/4"
2	GA11520	1	Arm
3	G10111	8	Lock Nut, 1/2"-13
4	GD7803	1	Disc Blade, Fluted, 1", 8 Flutes (Shown)
	GD7804	-	Disc Blade, Bubbled, 1"
	GD9254	-	Disc Blade, Fluted, 3/4", 13 Flutes
5	GD11677	2	Adapter
6	GA8641	1	Hub W/Bearing And Retaining Ring (Includes items 7 and 8)
7	GA8603	1	Bearing, Double Row
8	GD19292	1	Retaining Ring (Square), 27/16"
9	G10036	1	Hex Head Cap Screw, 5/8"-11 x 4"
	G10107	1	Lock Nut, 5/8"-11
10	GD14398	1	Spacer

(IP1283)



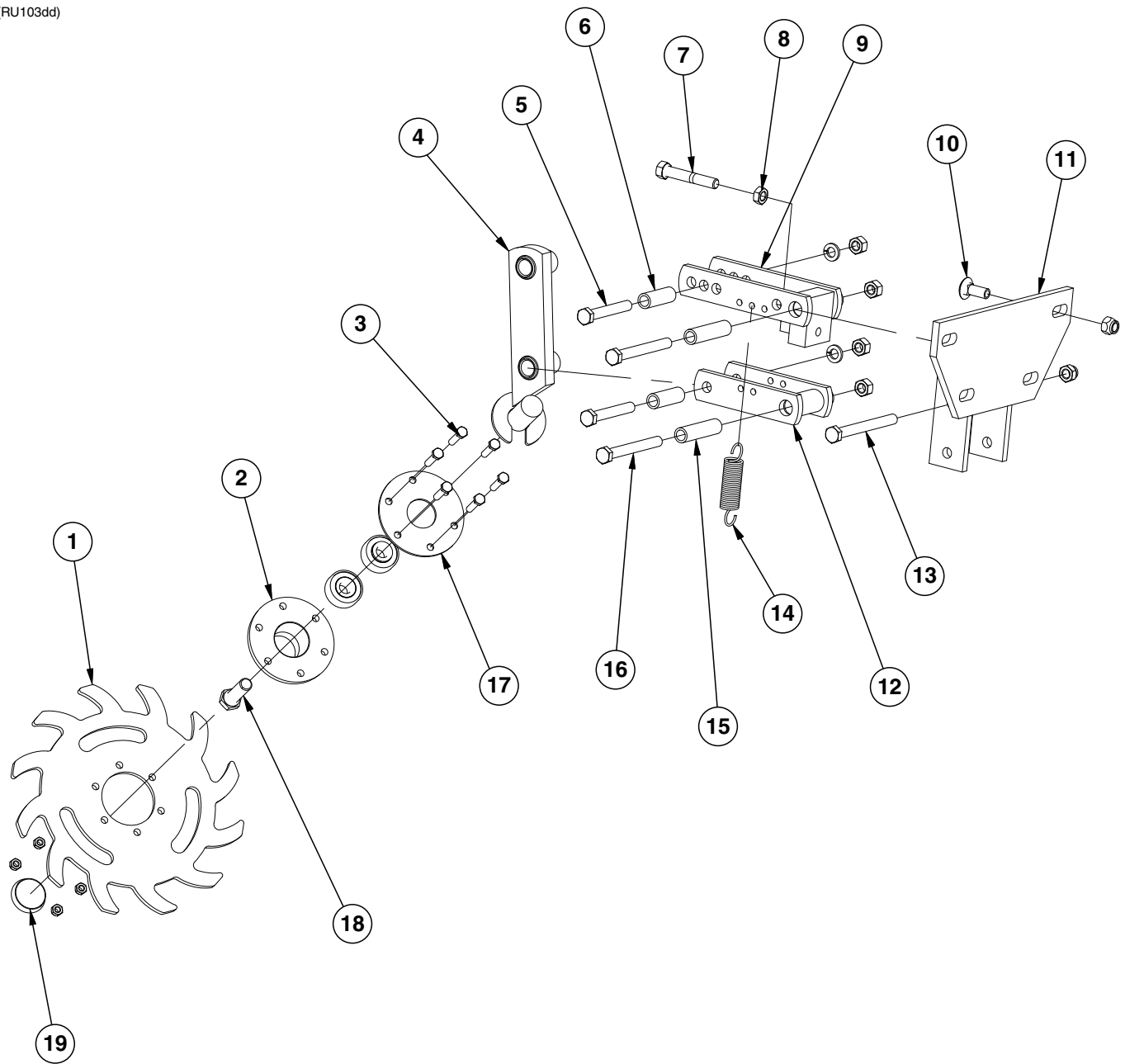
ITEM	PART NO.	QTY. (Per Row)	DESCRIPTION
1	G10536	1	Detent Pin, 1/2" x 2 1/2" Grip
2	G10597	1	Square Head Set Screw, 5/8"-11 x 2 1/4"
3	G10503	1	Hex Jam Nut, 5/8"-11, Grade 2
4	GA5719	1	Mounting Bracket
5	GD7889	6	Bushing, 1" O.D. x 9/16" I.D. x 7/16" Long
6	G10039	2	Hex Head Cap Screw, 1/2"-13 x 1 3/4"
	G11389	2	Flat Washer, 1/2" SAE
	G10111	2	Lock Nut, 1/2"-13
7	GD7890	2	Link
8	GA5715	1	Anchor
9	G10017	4	Hex Head Cap Screw, 1/2"-13 x 1 1/2"
	G11389	2	Flat Washer, 1/2" SAE
	G10111	4	Lock Nut, 1/2"-13
10	GA5892	1	Leveler
11	GD8266	2	Blade
12	G10303	6	Carriage Bolt, 5/16"-18 x 1"
	G11386	4	Flat Washer, 5/16" SAE
	G10109	6	Lock Nut, 5/16"-18, Grade 8
13	G10585	1	Hex Head Cap Screw, 1/2"-13 x 3 1/4"
	G11389	2	Flat Washer, 1/2" SAE
	G10111	1	Lock Nut, 1/2"-13

(IP1284)



ITEM	PART NO.	QTY. (Per Row)	DESCRIPTION
1	GA5719	1	Mounting Bracket
2	GD7890	2	Link
3	GA5715	1	Anchor
4	G10017	2	Hex Head Cap Screw, 1/2"-13 x 1 1/2"
	G10111	2	Lock Nut, 1/2"-13
5	GA5718	1	Support Arm
6	GD7817-01	2	Spacer, 1 1/16" I.D. x 3/4" Long
7	GD7817-04	2	Spacer, 1 1/16" I.D. x 1/2" Long
8	G10572	12	Truss Head Slotted Machine Screw, 5/16"-18 x 7/8"
	G10106	12	Hex Nut, 5/16"-18
9	GD7823	-	Disc Blade, Solid, 12" (Shown)
	GD8307	-	Disc Blade, Notched, 12"
10	GA5654	2	Hub W/Bearings
	GA2014	-	Bearing
11	GD1132	2	Dust Cap
12	G10318	2	Hex Head Cap Screw, 5/8"-11 x 4 1/2"
	G10107	2	Lock Nut, 5/8"-11
	G11391	2	Flat Washer, 5/8" SAE
13	G11389	2	Flat Washer, 1/2" SAE
	G10017	2	Hex Head Cap Screw, 1/2"-13 x 1 1/2"
	G10111	2	Lock Nut, 1/2"-13
14	G10585	1	Hex Head Cap Screw, 1/2"-13 x 3 1/4"
	G11389	2	Flat Washer, 1/2" SAE
	G10111	1	Lock Nut, 1/2"-13
15	G10536	1	Detent Pin, 1/2" x 2 1/2" Grip
16	G10039	2	Hex Head Cap Screw, 1/2"-13 x 1 3/4"
	G10111	2	Lock Nut, 1/2"-13
17	G11389	2	Flat Washer, 1/2" SAE
18	GD7889	6	Bushing, 1" O.D. x 9/16" I.D. x 7/16" Long
19	G10597	1	Square Head Set Screw, 5/8"-11 x 2 1/4"
20	G10503	1	Hex Jam Nut, 5/8"-11, Grade 2

(RU103dd)

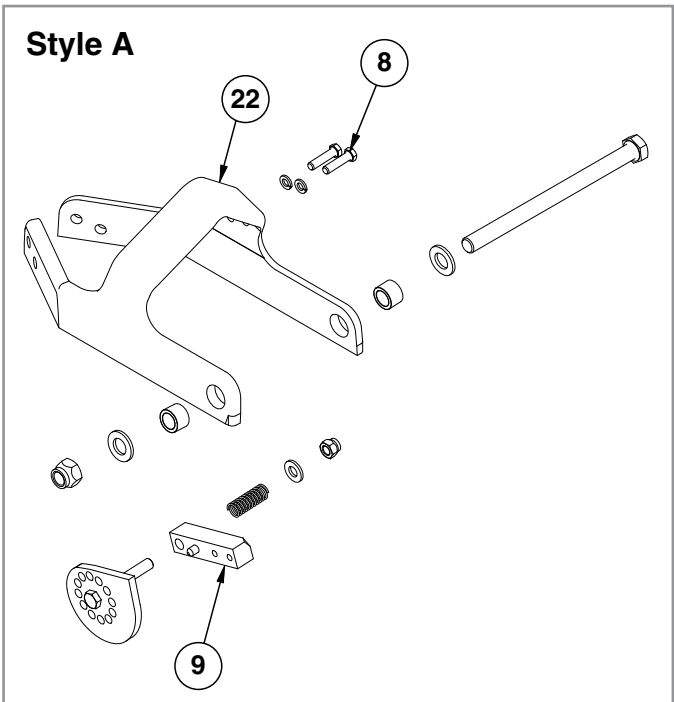
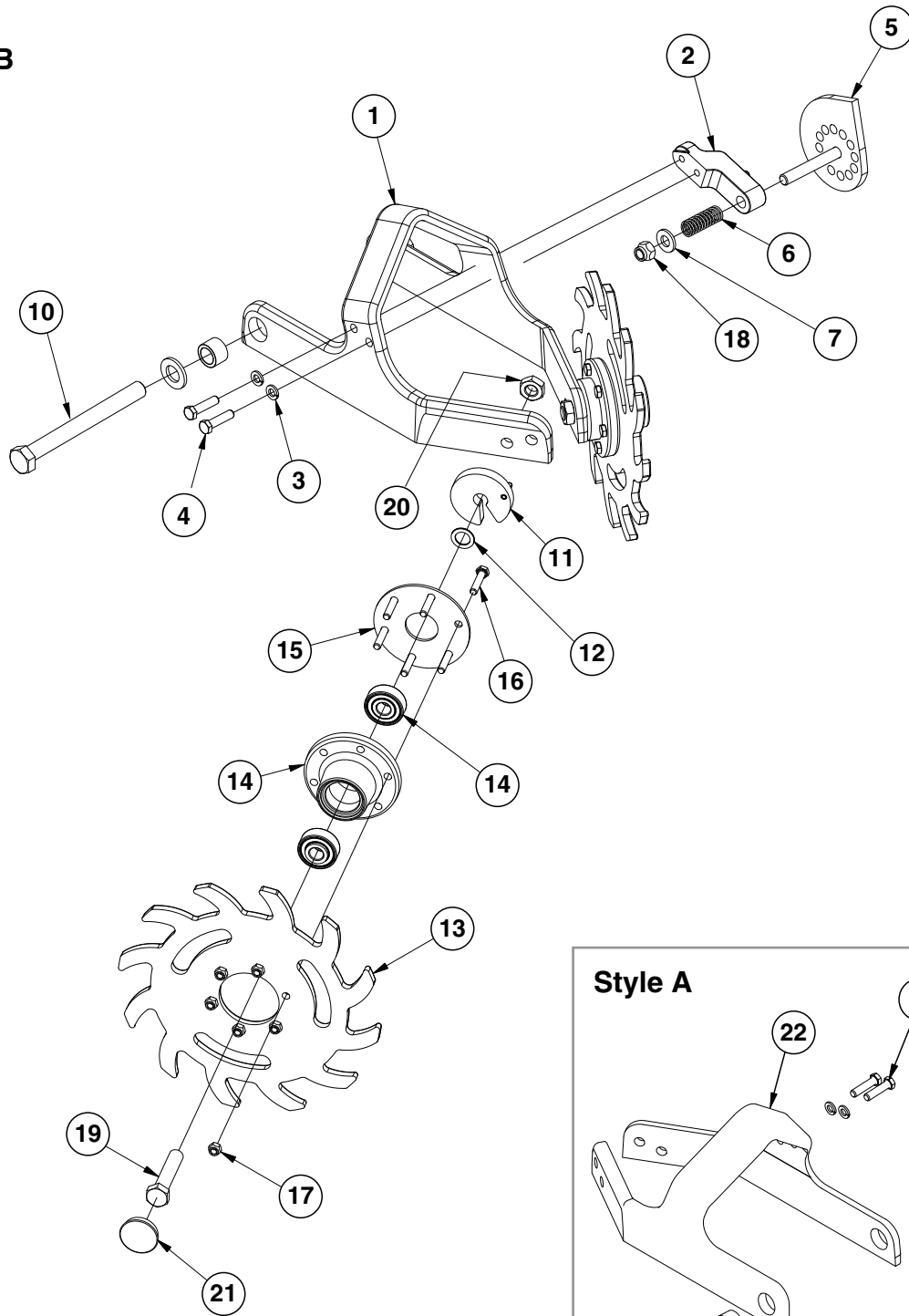




ITEM	PART NO.	QTY. (Per Row)	DESCRIPTION
1	GB0387	1	Wheel, 12 Tine, 3/8" x 12"
2	GA5654	1	Hub W/Bearings
	GA2014	-	Bearing
3	G10133	6	Hex Head Cap Screw, 5/16"-18 x 1 1/2"
	G10109	6	Lock Nut, 5/16"-18, Grade 8
4	GA6838	1	Wheel Mount
5	G10033	2	Hex Head Cap Screw, 1/2"-13 x 3 1/2"
	G10228	2	Lock Washer, 1/2"
	G10102	2	Hex Nut, 1/2"-13
6	GD9720	2	Spacer, 1/2" x 2 3/16" Long
7	G10371	1	Hex Head Cap Screw, 1/2"-13 x 3", Full Thread
8	G10501	1	Hex Jam Nut, 1/2"-13, Grade 2
9	GA6833	1	Upper Link
10	G10574	4	Carriage Bolt, 1/2"-13 x 1 1/4"
	G10111	4	Lock Nut, 1/2"-13
11	GA6832	1	Mount
12	GA6834	1	Lower Link
13	G10348	1	Hex Head Cap Screw, 1/2"-13 x 5" (Lockup Bolt)
	G10111	1	Lock Nut, 1/2"-13
14	GD5857	2	Spring
15	GD9715	2	Spacer, 1/2" x 3" Long
16	G10045	2	Hex Head Cap Screw, 1/2"-13 x 4 1/2"
	G10228	2	Lock Washer, 1/2"
	G10102	2	Hex Nut, 1/2"-13
17	GD9724	1	Backing Plate
18	G10006	1	Hex Head Cap Screw, 5/8"-11 x 2 1/4"
19	GD1132	1	Dust Cap
A	GA12236	-	Wheel Assembly, 12 Tine, R.H. (Items 1-3 and 18)

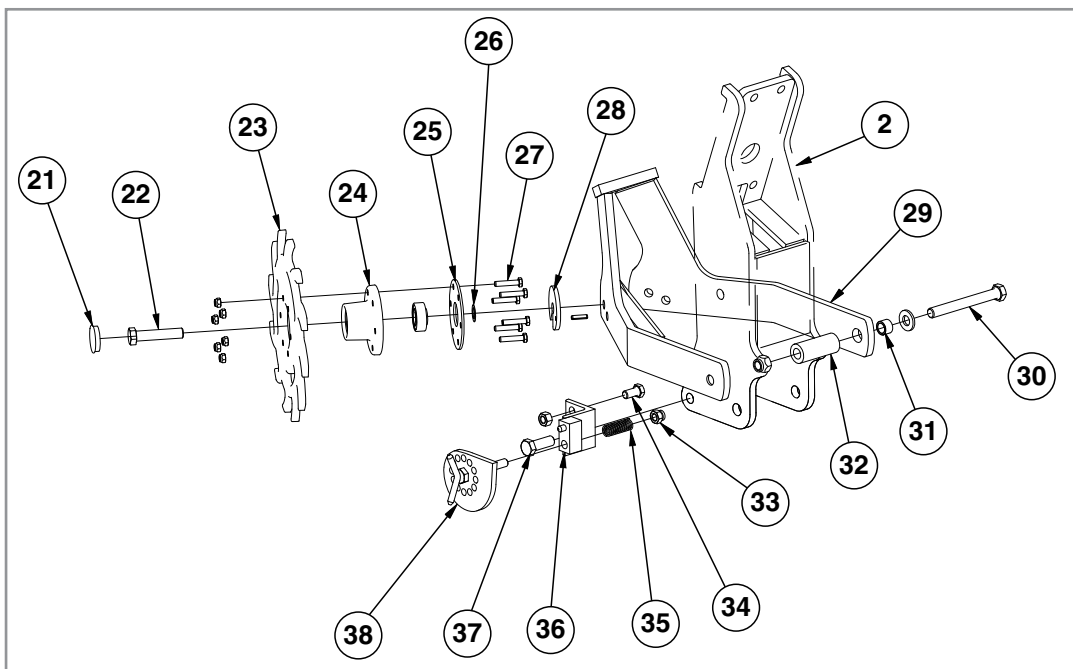
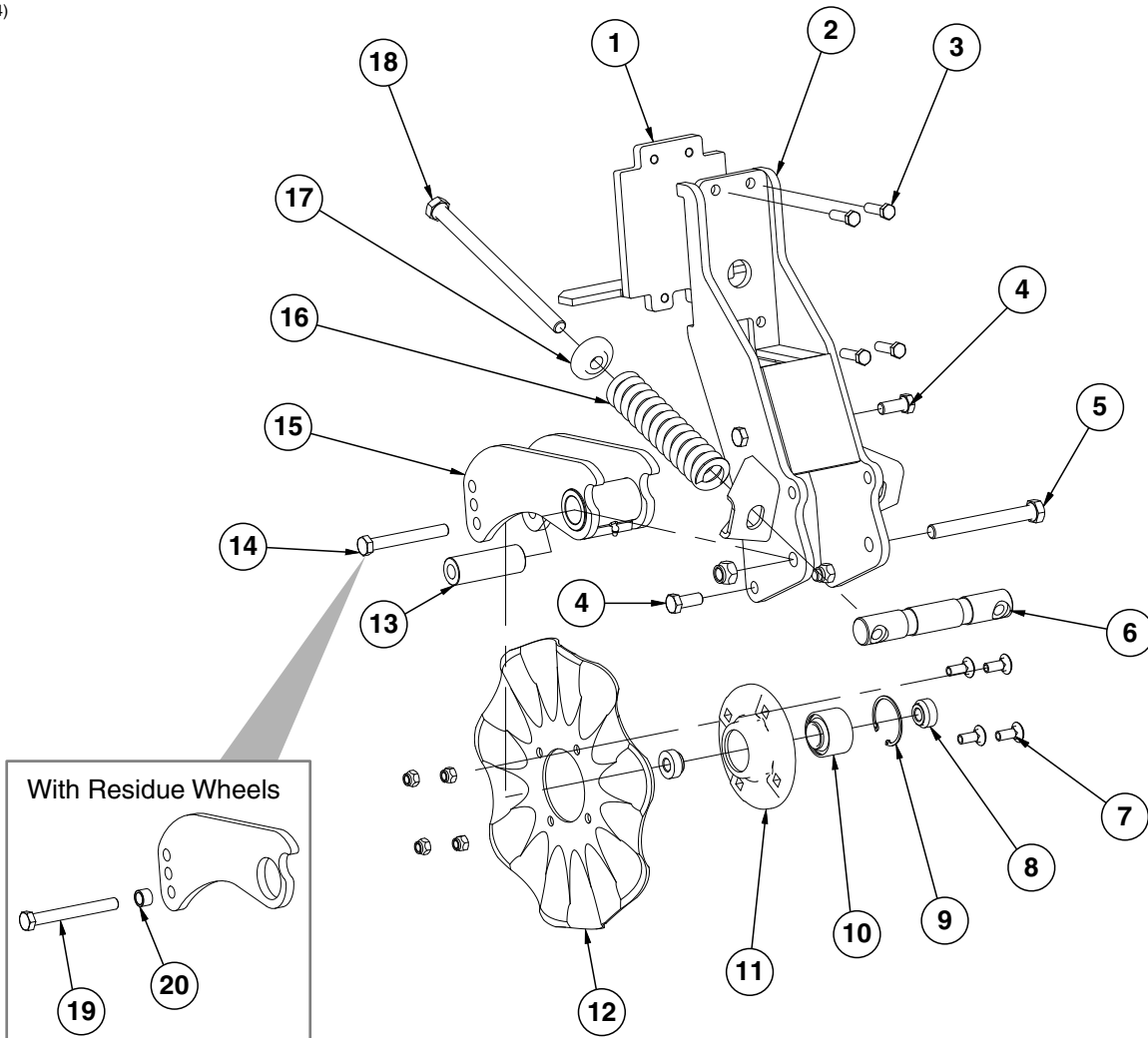
(IP1468)

Style B



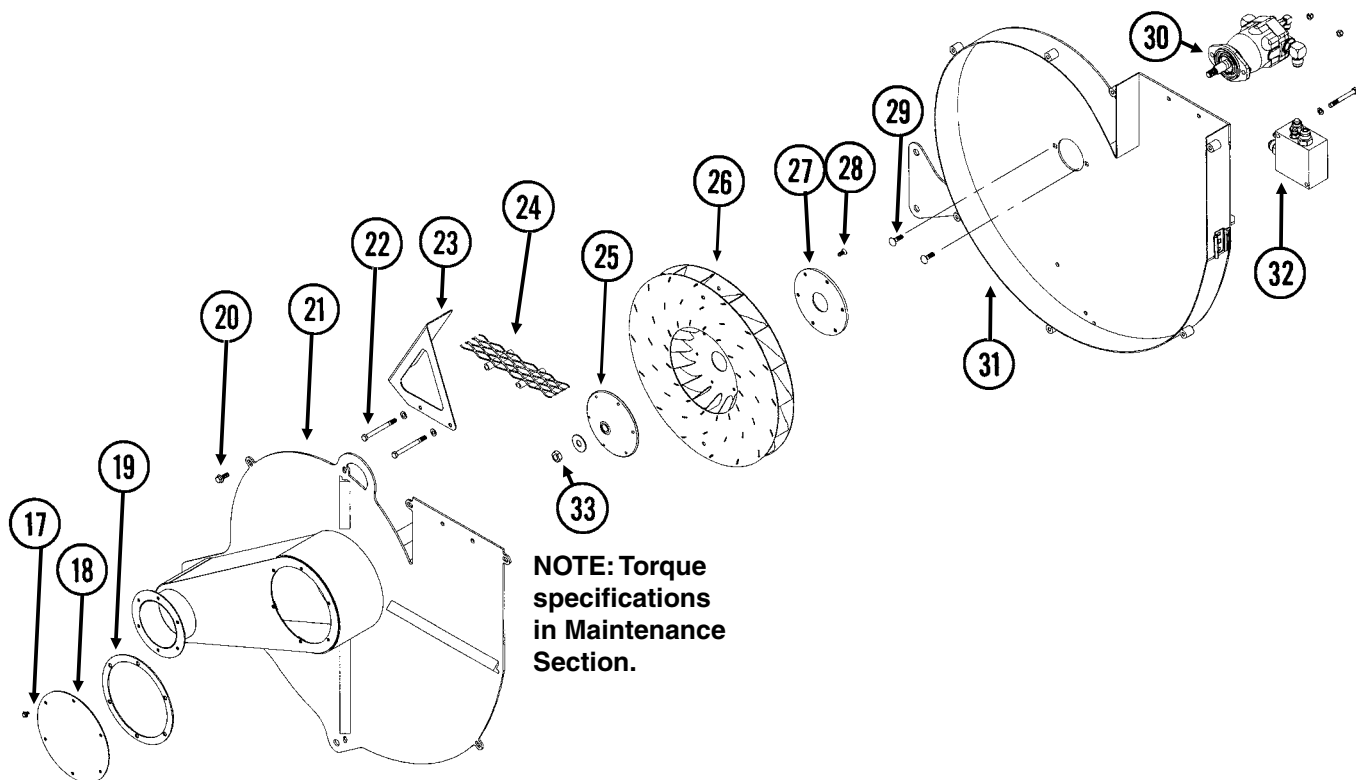
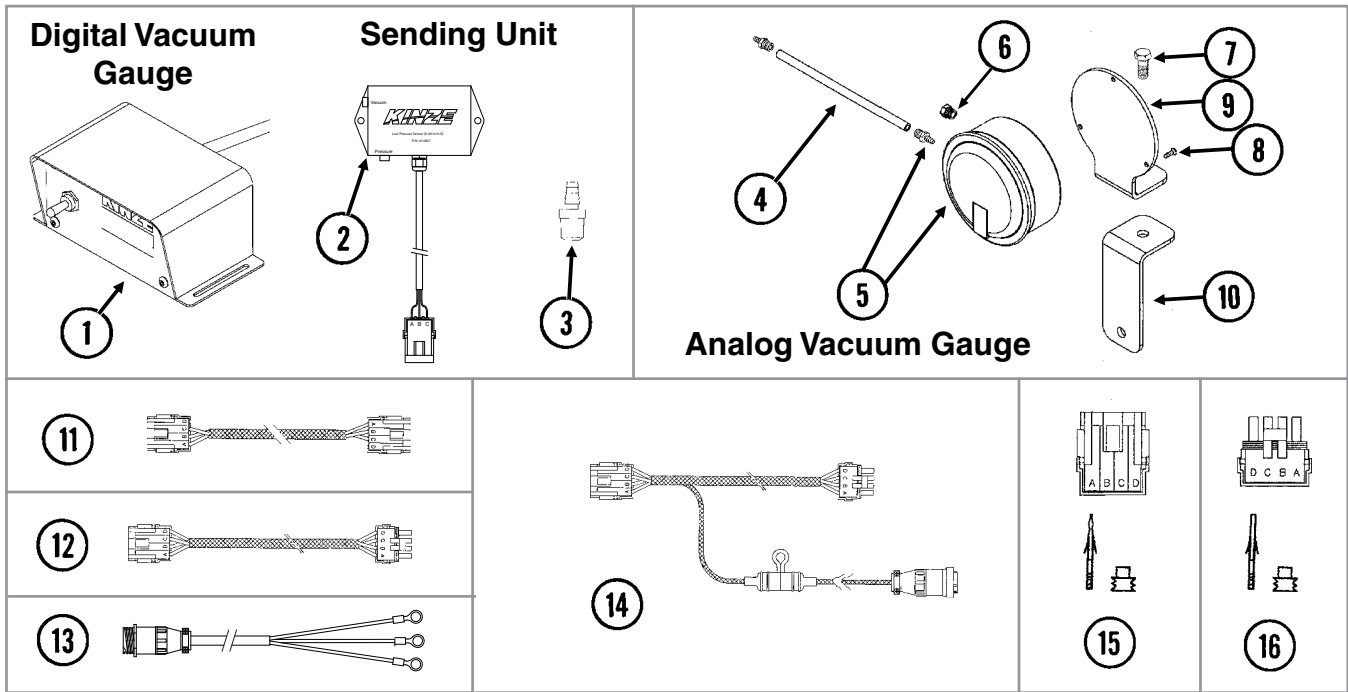
ITEM	PART NO.	QTY. (Per Row)	DESCRIPTION
1	GB0464	1	Residue Wheel Mount
2	GD26793	1	Cam Locking Pin
3	G10229	2	Lock Washer, 3/8"
4	G10004	2	Hex Head Cap Screw, 3/8"-16 x 1 1/4"
5	GA14251	1	Cam
6	GD10519	1	Spring
7	G11389	1	Flat Washer, 1/2" Plated SAE
8	G10003	2	Hex Head Cap Screw, 3/8"-16 x 1 1/2"
	G10229	2	Lock Washer, 3/8"
9	GA14250	1	Locking Pin
10	G11236	1	Hex Head Cap Screw, 3/4"-10 x 10 1/2"
	G11392	2	Flat Washer, 3/4" SAE
	GB0383	2	Bushing, 1 1/8" O.D. x 25/32" I.D. x 3/4" Long
	G11228	1	Lock Nut, 3/4"-10
11	GA8760	2	Weed Guard W/Spring Pin
	G10765	-	Spring Pin, 1/4" x 1"
12	G10213	4	Machine Bushing, 5/8" (.030" Thick)
13	GB0387	2	Wheel, 12 Tine, 3/8" x 12"
14	GA5654	2	Hub W/Bearings
	GA2014	-	Bearing
15	GD9724	2	Backing Plate
16	G10133	12	Hex Head Cap Screw, 5/16"-18 x 1 1/2"
17	G10109	12	Lock Nut, 5/16"-18, Grade 8
18	G10974	1	Lock Nut W/Nylon Insert, 1/2"-13
19	G10010	2	Hex Head Cap Screw, 5/8"-11 x 3"
20	G10503	2	Hex Jam Nut, 5/8"-11, Grade 2
21	GD1132	2	Dust Cap
22	GB0464	1	Residue Wheel Mount
A	GA12235	-	L.H. Residue Wheel (Items 13-17)
B	GA12236	-	R.H. Residue Wheel (Items 13-17)

(IP1292/IP1294)



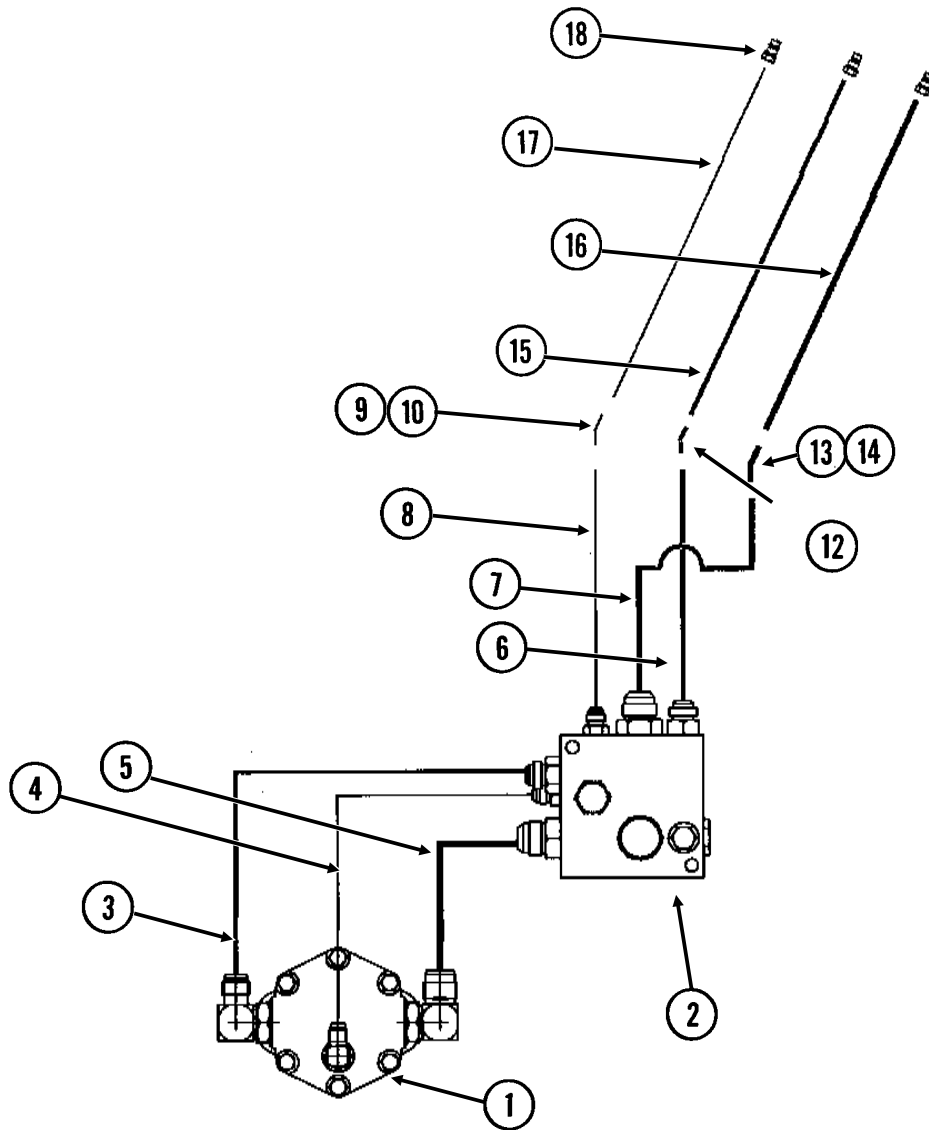
ITEM	PART NO.	QTY. (Per Row)	DESCRIPTION
1	GA9844	1	Plate W/Angle
2	GA9131	1	Coulter Frame
3	G10039	4	Hex Head Cap Screw, 1/2"-13 x 1 3/4"
4	G10007	4	Hex Head Cap Screw, 5/8"-11 x 1 1/2"
	G10107	4	Lock Nut, 5/8"-11
5	G10400	1	Hex Head Cap Screw, 3/4"-10 x 6 1/2"
	G10112	1	Lock Nut, 3/4"-10
6	GD12826	1	Spring Anchor Bar
7	G10574	4	Carriage Bolt, 1/2"-13 x 1 1/4"
	G10111	4	Lock Nut, 1/2"-13
8	GD12827	2	Adapter
9	GD19292	1	Retaining Ring, 2 7/16"
10	GA8603	1	Bearing, Double Row
11	GB0291	1	Coulter Hub
12	GD7803	1	Disc Blade, Fluted, 1", 8 Flutes (Shown)
	GD7804	-	Disc Blade, Bubbled, 1"
	GD9254	-	Disc Blade, Fluted, 3/4", 13 Flutes
13	GD12829	1	Sleeve
14	G10046	1	Hex Head Cap Screw, 5/8"-11 x 5"
	G10107	1	Lock Nut, 5/8"-11
15	GA9845	1	Coulter Arm W/Grease Fitting
	G10643	-	Grease Fitting, 45°, 1/4"-28
16	GD12817	2	Compression Spring
17	GB0213	2	Spring Seat
18	G11010	2	Hex Head Cap Screw, 3/4"-10 x 12"
19	G10011	1	Hex Head Cap Screw, 5/8"-11 x 5 1/2"
20	GB0218	1	Bushing, 2 1/32" I.D. x 7/8" O.D. x 1 9/32" Long
21	GD1132	2	Dust Cap
22	G10010	2	Hex Head Cap Screw, 5/8"-11 x 3"
	G10503	2	Hex Jam Nut, 5/8"-11, Grade 2
23	GB0387	2	Wheel, 12 Tine, 3/8" x 12"
24	GA5654	2	Hub W/Bearings
	GA2014	2	Bearing
25	GD9724	2	Backing Plate
26	G10213	2	Machine Bushing, 5/8" (.030" Thick)
27	G10133	12	Hex Head Cap Screw, 5/16"-18 x 1 1/2"
	G10109	12	Lock Nut, 5/16"-18, Grade 8
28	GA9862	2	Weed Guard W/Spring Pin
	G10765	1	Spring Pin, 1/4" x 1"
29	GA9865	1	Mount
30	G10011	2	Hex Head Cap Screw, 5/8"-11 x 5 1/2"
	G11391	2	Flat Washer, 5/8" SAE
	G10730	2	Lock Nut W/Nylon Insert, 5/8"-11
31	GB0218	2	Bushing, 2 1/32" I.D. x 7/8" O.D. x 1 9/32" Long
32	GD14170	2	Sleeve, 3"
34	G10014	1	Hex Head Cap Screw, 1/2"-13 x 1"
	G10102	1	Hex Nut, 1/2"-13
33	G10974	1	Lock Nut W/Nylon Insert, 1/2"-13
35	GD10519	1	Spring
36	GA15312	1	Support
37	G10005	1	Hex Head Cap Screw, 5/8"-11 x 1 3/4"
	G10107	1	Lock Nut, 5/8"-11
38	GA9861	1	Cam
A	GA12236	-	Wheel Assembly, 12 Tine, R.H. (Items 23-25 and 27) (Shown)
	GA12235	-	Wheel Assembly, 12 Tine, L.H. (Items 23-25 and 27)
B	GA8641	1	Hub W/Bearing And Retaining Ring (Items 9-11)

(A11154/A11156/GR1736/A10765/A11158/A11699/A7856/A11155/A8329/METR68a)



ITEM	PART NO.	QTY.	DESCRIPTION
1	GA11154	1	Digital Vacuum Gauge W/4-Pin Connector
2	GA14847	1	Low Pressure Sensor (0-40 IN H <sub>2</sub> O)
	GD16324-01	-	Tubing, ¼" x 45"
	GA9964	-	Strain Relief
3	GR1736	1	Hose Barb, ⅛" Barb To ⅛" Male NPT
4	GD15849-02	1	Clear Plastic Tubing, ⅝" O.D. x 120"
5	GA10765	1	Analog Vacuum Gauge W/Hose Barb
	GR1777	-	Hose Barb, ⅜" Barb To ⅛" Male NPT
6	GA10799	1	Breather, ⅛" Male NPT
7	G10001	1	Hex Head Cap Screw, ⅜"-16 x 1"
	G10108	1	Lock Nut, ⅜"-16
8	G11138	3	Hex Socket Head Cap Screw, No. 6-32 x ½", Grade 8
9	GD15804	1	Mount
10	GD15803	1	Support
11	GA11157	1	Harness, 120"
12	GA11699	-	Extension Harness, 180"
13	GA17547	-	Power Adapter Cable
14	GA11155	1	Harness W/Fuse Holder And Fuse, 132"
	GD14258	-	Fuse Holder
	GD14660	-	Fuse, 2 Amp Delay Action
	G1K268	-	Console Cable Connector Kit, Includes: (1) 3-Pin Connector, (1) Cable Clamp, (1) Lock Ring, (3) Female Terminal Pins
15	GA8328	-	4-Pin Connector W/Female Housing, 4 Seals And 4 Pin Contacts
16	GA8329	-	4-Pin Connector W/Male Housing, 4 Seals And 4 Socket Contacts
17	G11166	6	Whiz Lock Bolt, ¼"-20 x ¾"
18	GD16233	1	Manifold
19	GD16241	1	Gasket
20	G11124	7	Whiz Lock Bolt, ⅜"-18 x 1"
21	GA11086	1	Cover
22	G10753	2	Hex Head Cap Screw, ⅜"-16 x 4½"
	G11387	2	Flat Washer, ⅜" SAE
	G10108	2	Lock Nut, ⅜"-16
23	GD16243	1	Discharge Deflector
24	GA11987	2	Screen
25	GD15790	1	Hub
26	GA10635	1	Impeller
27	GD15789	1	Backing Plate
28	G11133	6	Hex Socket Head Cap Screw, ⅝"-18 x ¾", Grade 8
29	G10599	2	Carriage Bolt, ⅜"-16 x 1¼"
	G10229	2	Lock Washer, ⅜"
	G10101	2	Hex Nut, ⅜"-16
30	---	-	<a href="#">See "Vacuum Fan Hydraulic Motor Assembly" on page P47</a>
31	GA11085	1	Shroud
32	---	-	<a href="#">See "Vacuum Fan Motor Valve Block Assembly (Located Below Vacuum Fan Motor Assembly)" on page P48</a>
33	G11391	1	Flat Washer, ⅜" SAE
	G10499	1	Hex Jam Nut, ⅝"-18, Grade 2
A	GA11087	-	Vacuum Fan Assembly (Items 17-22 And 24-33 On This Page And Items 3-5 <a href="#">See "Vacuum Fan Hydraulic Components" on page P45</a> )

(SFP70a)

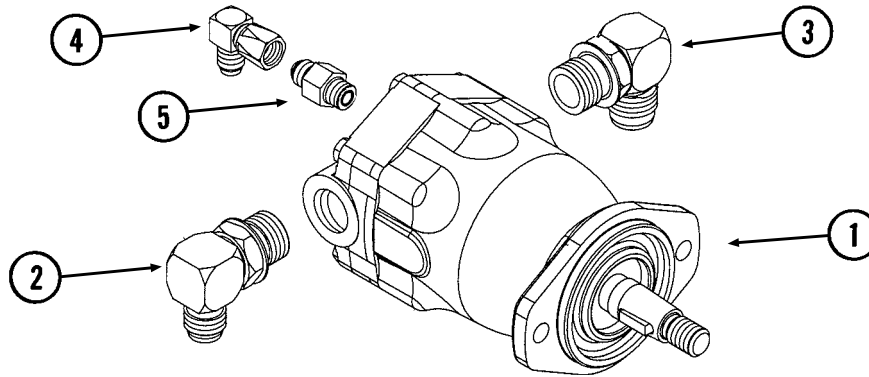




ITEM	PART NO.	QTY. (Per Assy.)	DESCRIPTION
1	---	-	<a href="#">See "Vacuum Fan Hydraulic Motor Assembly" on page P47</a>
2	---	-	<a href="#">See "Vacuum Fan Motor Valve Block Assembly (Located Below Vacuum Fan Motor Assembly)" on page P48</a>
3	*A8261	1	Hose Assembly, 1/2" x 13 1/2"
4	*A12015	1	Hose Assembly, 3/8" x 17"
5	*A3352	1	Hose Assembly, 3/4" x 13 1/2"
6	*A8262	1	Hose Assembly, 1/2" x 36"
7	*A3353	1	Hose Assembly, 3/4" x 53"
8	*A12014	1	Hose Assembly, 3/8" x 34"
9	G306-06	1	Lock Nut, 9/16"-18
10	G2702-06	1	Bulkhead Elbow, 45°, 9/16"-18 Male JIC
11	G2702-10	1	Bulkhead Elbow, 45°, 7/8"-14 Male JIC
12	G306-10	1	Lock Nut, 7/8"-14
13	G2702-12	1	Bulkhead Elbow, 45°, 1 1/16"-12 Male JIC
14	G306-12	1	Lock Nut, 1 1/16"-12
15	*A8247	1	Hose Assembly, 1/2" x 60"
16	*A3337	1	Hose Assembly, 3/4" x 60"
17	*A3266	1	Hose Assembly, 3/8" x 60"
18	GD4086	3	ISO Coupler

\* Hydraulic hose is not stocked by Kinze Repair Parts, but can be made available on a special order basis. Call for quote.

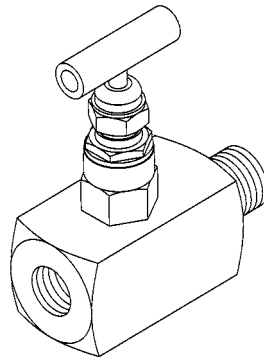
(METR21a)



ITEM	PART NO.	QTY.	DESCRIPTION
1	GA10149 GR1734	1 -	Hydraulic Motor Seal Kit
2	G6801-10-12 GR1467	1 -	Elbow W/O-Ring, 90°, 7/8"-14 Male JIC To 1 1/16"-12 O-Ring O-Ring
3	G6801-12 GR1467	1 -	Elbow W/O-Ring, 90°, 1 1/16"-12 Male JIC To O-Ring O-Ring
4	G6500-06	1	Swivel Elbow, 90°, 9/16"-18 Male JIC To Female
5	G6400-06 GR1045	1 -	Connector W/O-Ring, 9/16"-18 Male JIC To O-Ring O-Ring

**Optional Flow Control Needle Valve Kit**

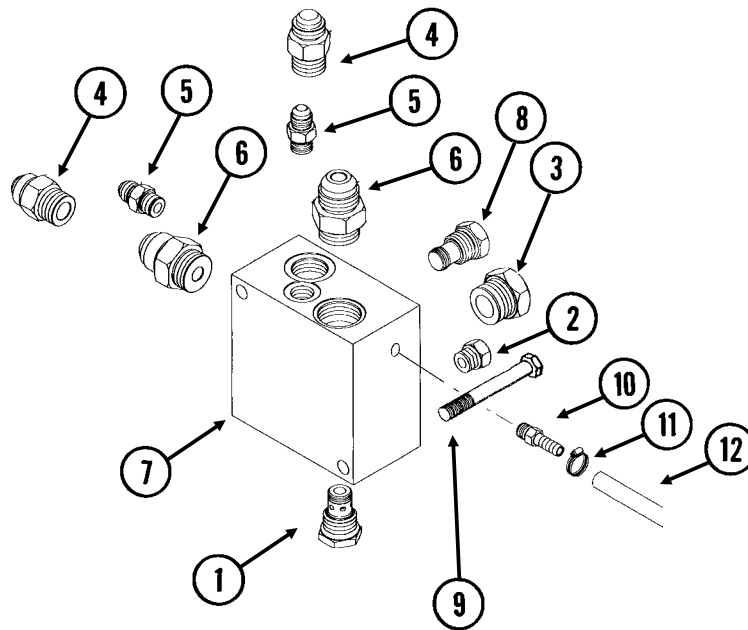
(A11650)



ITEM	PART NO.	QTY.	DESCRIPTION
1	G1K426	-	Needle Valve Kit W/Instructions

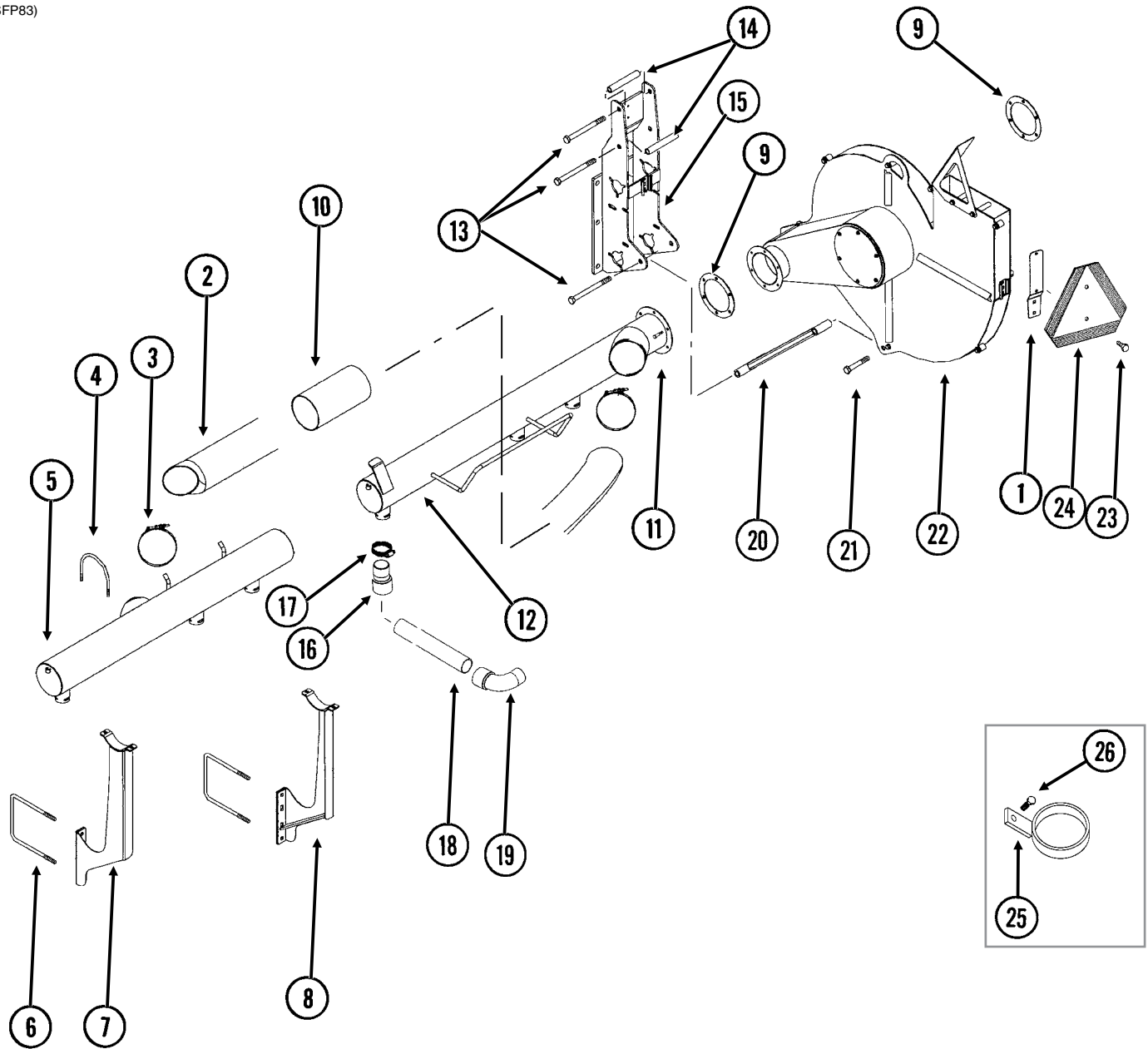
**Vacuum Fan Motor Valve Block Assembly  
(Located Below Vacuum Fan Motor Assembly)**

(A11068d)



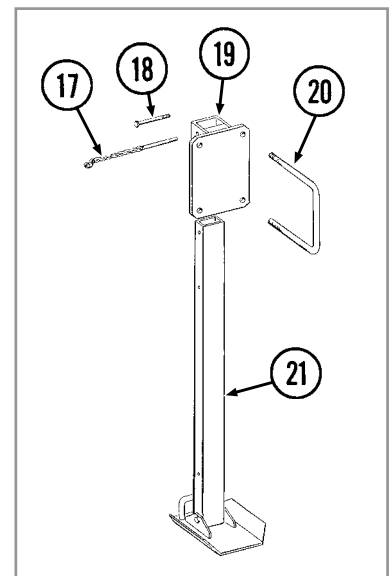
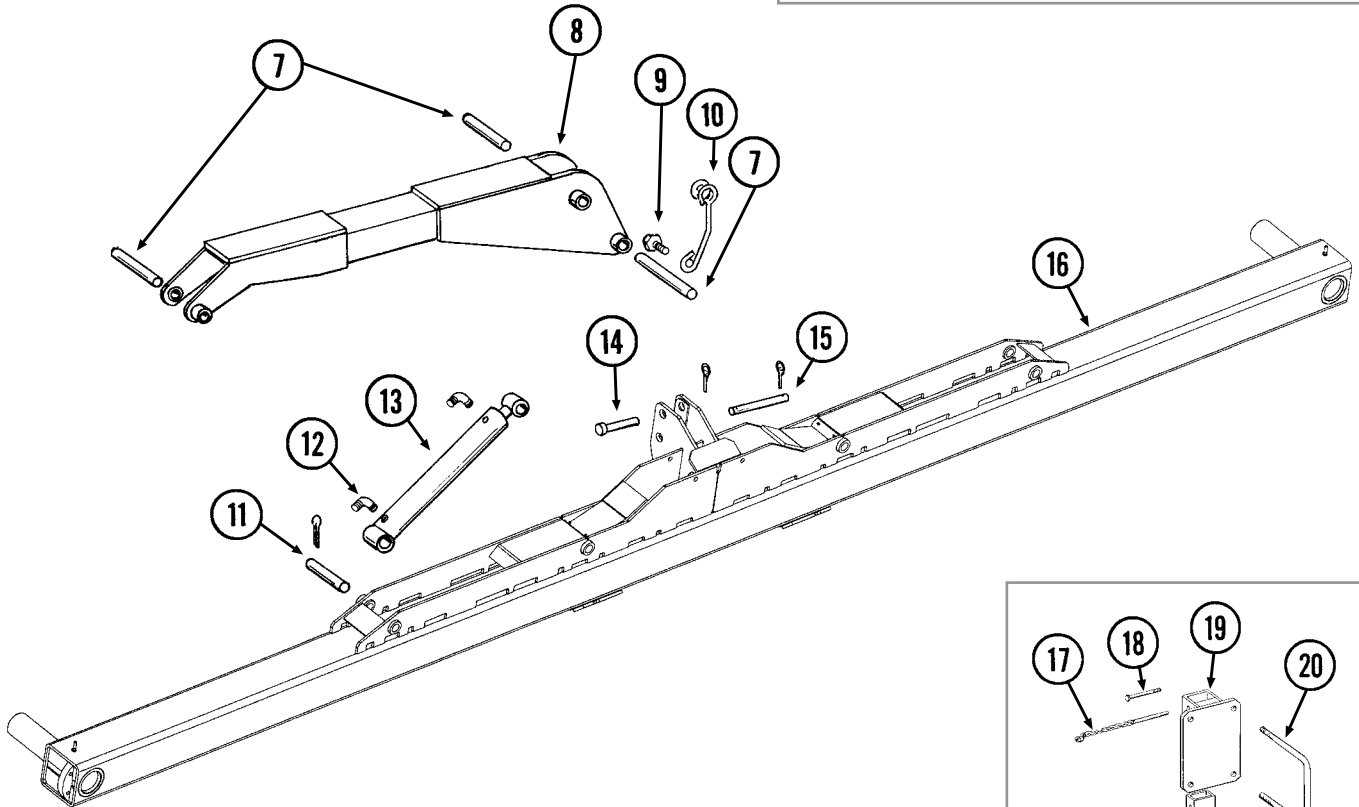
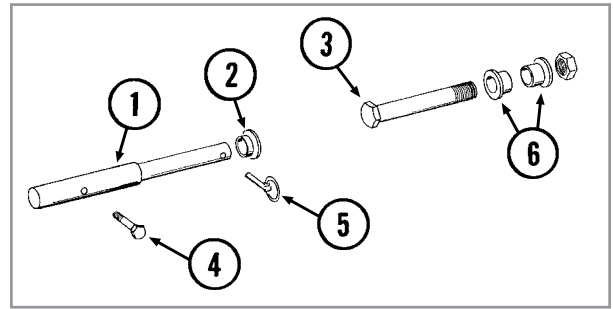
ITEM	PART NO.	QTY.	DESCRIPTION
1	GA4293	1	Check Valve
2	G6408-06 GR1045	1 -	Plug W/O-Ring, 1/16"-18 O-Ring O-Ring
3	G6408-12 GR1467	1 -	Plug W/O-Ring, 1 1/16"-12 O-Ring O-Ring
4	G6400-10 GR1466	2 -	Connector W/O-Ring, 7/8"-14 Male JIC To O-Ring O-Ring
5	G6400-06 GR1045	2 -	Connector W/O-Ring, 1/2"-18 Male JIC To O-Ring O-Ring
6	G6400-12 GR1467	2 -	Connector W/O-Ring, 1 1/16"-12 Male JIC To O-Ring O-Ring
7	GD16188	1	Valve Block
8	GA11934	1	Relief Valve Cartridge
9	G10809 G10229	2 2	Hex Head Cap Screw, 3/8"-16 x 3 1/4" Lock Washer, 3/8"
10	GD11700	1	Adapter, 1/4" NPT To 3/8" Barb
11	G10681	1	Hose Clamp, No. 6
12	GD6279-05	1	Clear Plastic Tubing, 1/16" O.D. x 60"

(SFP83)



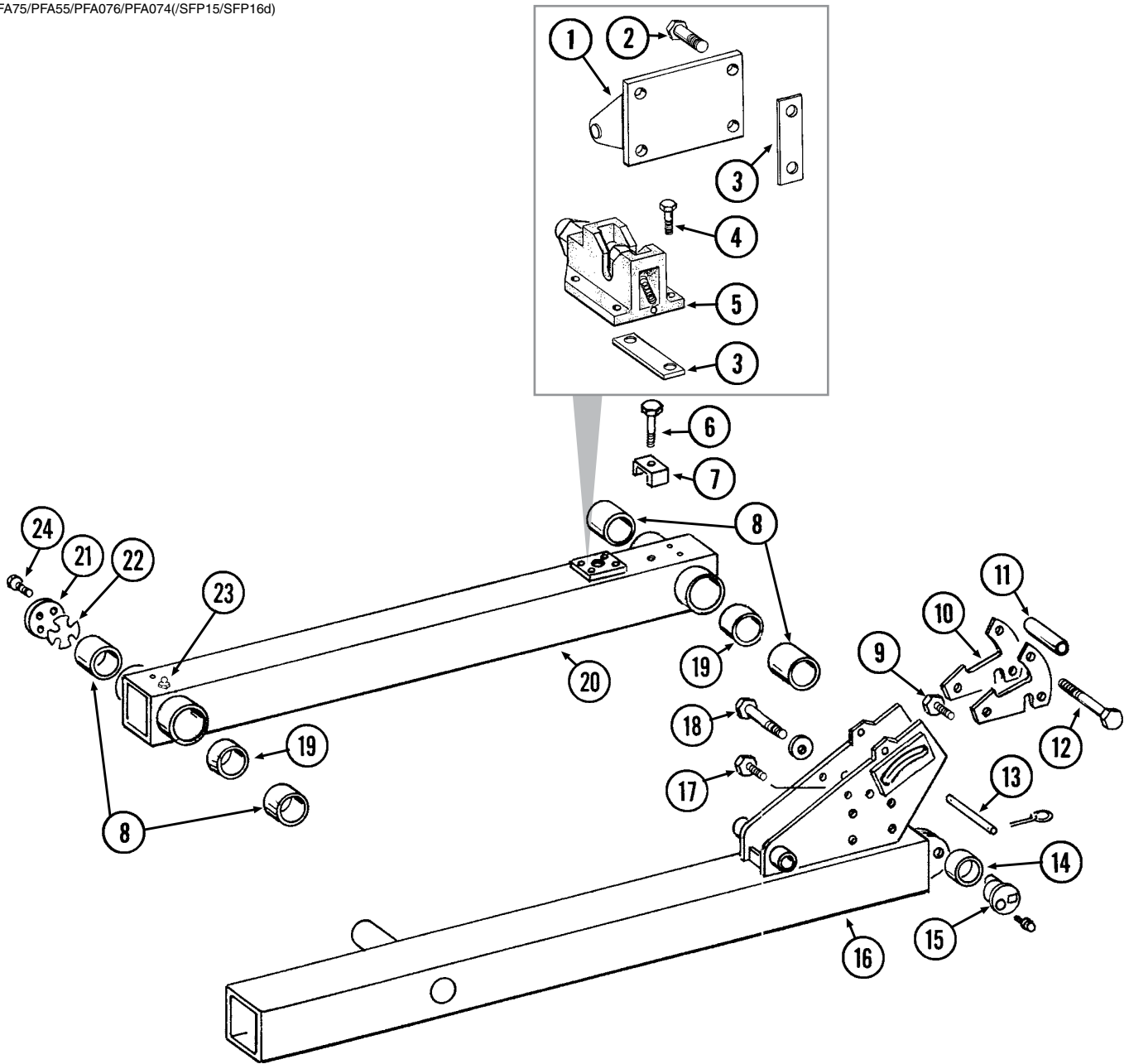
ITEM	PART NO.	QTY.	DESCRIPTION
1	GD2200	1	SMV Mount
2	GD15867-09	2	Hose, 5" x 120", 12 Row 30"
	GD15867-10	-	Hose, 5" x 138", 12 Row 36"/38"/40"
	GD15867-11	-	Hose, 5" x 144", 16 Row 30"
3	G11188	4	T-Bolt Clamp, 5¼"
4	GD15833	6	U-Bolt, 5" Diameter x ¾"-16
	G10229	12	Lock Washer, ¾"
	G10101	12	Hex Nut, ¾"-16
5	GA12217	1	Manifold, Outside, R.H., 45", 12 Row 30"
	GA12216	-	Manifold, Outside, R.H., 45", 12 Row 30"
	GA12229	-	Manifold, Outside, R.H., 61½", 12 Row 36"/38"/40"
	GA12228	-	Manifold, Outside, R.H., 61½", 12 Row 36"/38"/40"
	GA12233	-	Manifold, Outside, R.H., 66¾", 16 Row 30"
	GA12232	-	Manifold, Outside, R.H., 66¾", 16 Row 30"
6	GD7145	-	U-Bolt, 7" x 7" x ½"-13
	G11389	-	Flat Washer, ½" SAE
	G10228	-	Lock Washer, ½"
	G10102	-	Hex Nut, ½"-13
7	GA11107	3	Manifold Support, L.H.
8	GA11106	3	Manifold Support, R.H.
9	GD16251	4	Gasket
10	GD17423-01	-	Sleeve, 5" x 10"
11	G10023	12	Hex Head Cap Screw, ¼"-20 x ¾"
	G10110	12	Lock Nut, ¼"-20, Grade B
12	GA12215	1	Manifold, Center, L.H., 55½", 12 Row 30"
	GA12214	-	Manifold, Center, R.H., 55½", 12 Row 30"
	GA12227	-	Manifold, Center, L.H., 76", 12 Row 36"/38"/40"
	GA12226	-	Manifold, Center, R.H., 76", 12 Row 36"/38"/40"
	GA12231	-	Manifold, Center, L.H., 79", 16 Row 30"
	GA12230	-	Manifold, Center, R.H., 79", 16 Row 30"
13	G10830	3	Hex Head Cap Screw, ⅝"-11 x 7½"
	G10230	3	Lock Washer, ⅝"
	G10104	3	Hex Nut, ⅝"-11
14	GD3180-27	2	Sleeve, ⅞" x 5¾"
	GD3777-10	2	Sleeve, 1¾" x 3⅞"
	GD3777-11	2	Sleeve, 1¾" x 2½"
15	---	-	<a href="#">See "Center Drop Assembly and Driveline" on page P79</a>
16	GD14627	-	Coupler, 2"
17	G10676	-	Hose Clamp, No. 36
18	GD15792-10	-	Hose, 2" x 60", 12 Row 36"/38"/40" And 16 Row 30"
	GD15792-09	-	Hose, 2" x 30", 12 Row 36"/38"/40" And 16 Row 30"
19	GD14626	-	Elbow, 90°, 2"
20	GA11100	1	Fan Strut
21	G10318	1	Hex Head Cap Screw, ⅝"-11 x 4½"
	G10230	1	Lock Washer, ⅝"
	G10104	1	Hex Nut, ⅝"-11
22	---	-	<a href="#">See "Digital Vacuum Gauge, Analog Vacuum Gauge and Vacuum Fan Assembly" on page P43</a>
23	G10023	2	Hex Head Cap Screw, ¼"-20 x ¾"
	G10110	2	Lock Nut, ¼"-20, Grade B
24	---	-	<a href="#">See "Decals, Paint, and Miscellaneous" on page 115</a>
25	GA11114	2	Hose Protector (16 Row 30" Only)
26	G10039		Hex Head Cap Screw, ½"-13 x 1¾"
	G10228		Lock Washer, ½"
	G10102		Hex Nut, ½"-13

(SFP21/SFP20a/SFP19)



ITEM	PART NO.	QTY.	DESCRIPTION
1	GD9750	2	Pin, 1 1/4" Long, Category 2 - Lower Hitch
2	GD10418	2	Bushing, Category 2
3	G10151	1	Hex Head Cap Screw, 1"-8 x 6", Category 2 - Upper Hitch
	G10396	1	Lock Nut, 1"-8
4	G10048	2	Hex Head Cap Screw, 3/8"-16 x 2"
	G10108	2	Lock Nut, 3/8"-16
5	GD2558	2	Lynch Pin, 1/4"
6	GD10419	2	Top Link Bushing, Category 2
7	GD10450	6	Pin, 1 1/4" x 1 1/4"
	G10159	12	Machine Bushing, 1 1/4", 10 Gauge
	G11396	-	Flat Washer, 1 1/4" SAE
	G10460	12	Cotter Pin, 1/4" x 2"
8	GA7349	2	Arm W/Grease Fittings, 74", 12 Row 30"
	GA7359	2	Arm W/Grease Fittings, 93 1/2", 12 Row 36"/38"/40" And 16 Row 30"
	G10641	-	Grease Fitting, 1/8" NPT
9	G10689	1	Carriage Bolt, 5/8"-11 x 2"
	G11391	1	Flat Washer, 5/8" SAE
	G10107	1	Lock Nut, 5/8"-11
10	GD10456	1	Hose Holder
11	GD10486	2	Pin, 1 1/4" x 9", 12 Row 30"
	G10159	4	Machine Bushing, 1 1/4", 10 Gauge
	G10460	4	Cotter Pin, 1/4" x 2"
	GD10737	2	Pin, 1 1/4" x 7 7/8", 12 Row 36"/38"/40" And 16 Row 30"
	G10403	2	Hex Head Cap Screw, 1/4"-20 x 2 1/2"
	G10110	2	Lock Nut, 1/4"-20, Grade B
12	---	-	<a href="#">See "Fold Hydraulic System" on page P99</a>
13	---	-	<a href="#">See "Wing Fold Cylinder, 12 Row 30" on page P89</a> <a href="#">See "Wing Fold Cylinder, 12 Row 36"/38"/40" and 16 Row 30" on page P89</a>
14	GA4666	1	Pin, 1 1/4" x 4 1/2", Category 3 - Upper Hitch
	GD2557	1	Lynch Pin, 7/16"
15	GD9333	2	Pin, 1 7/16" x 8 3/4", Category 3 - Lower Hitch
	GD2557	4	Lynch Pin, 7/16"
16	A7331	1	Center Toolbar W/Grease Fittings, 7" x 7" x 167", 12 Row 30" <b>(Non-Stock Item)</b>
	A7804	1	Center Toolbar W/Grease Fittings, 7" x 7" x 226", 12 Row 36"/38"/40" And 16 Row 30" <b>(Non-Stock Item)</b> (Shown)
	G10640	4	Grease Fitting, 1/4"-28
17	GA7466	2	Detent Pin W/Chain
18	G10585	2	Hex Head Cap Screw, 1/2"-13 x 3/4"
	G10111	2	Lock Nut, 1/2"-13
19	GA7334	2	Mount
20	GD1114	4	U-Bolt, 7" x 7" x 5/8"-11
	G10230	8	Lock Washer, 5/8"
	G10104	8	Hex Nut, 5/8"-11
21	GA7467	2	Parking Stand
A	G1K231	-	Category 3 To Category 2 Conversion Kit (Items 1-6)

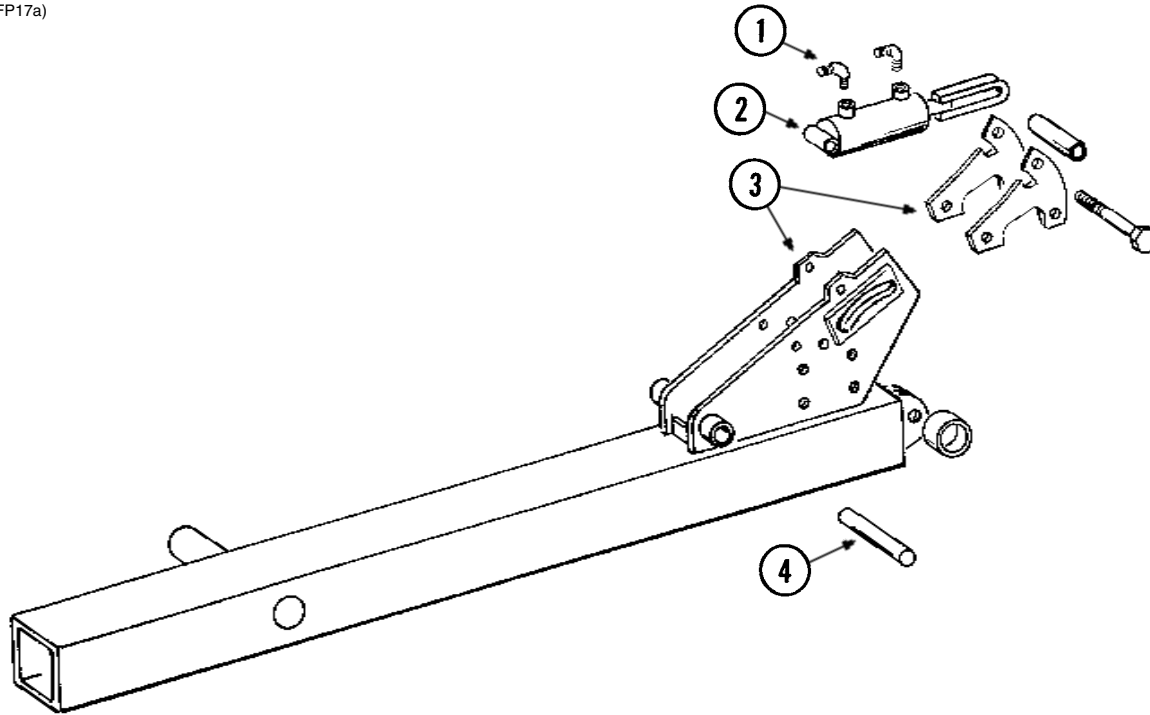
PFA75/PFA55/PFA076/PFA074/(SFP15/SFP16d)





ITEM	PART NO.	QTY.	DESCRIPTION
1	GA7346	2	Catch
2	G10039	8	Hex Head Cap Screw, 1/2"-13 x 1 3/4"
	G11389	8	Flat Washer, 1/2" SAE
	G10228	8	Lock Washer, 1/2"
	G10102	8	Hex Nut, 1/2"-13
3	GD10432	1	Shim, 1 1/4" x 4 1/2", 22 Gauge (As Required)
	GD10433	1	Shim, 1 1/4" x 4 1/2", 16 Gauge (As Required)
4	G10003	8	Hex Head Cap Screw, 3/8"-16 x 1 1/2"
	G10229	8	Lock Washer, 3/8"
5	GA7383	2	Hydraulic Latch
6	G10047	-	Hex Head Cap Screw, 3/8"-16 x 1 3/4"
	G10003	-	Hex Head Cap Screw, 3/8"-16 x 1 1/2"
	G10229	-	Lock Washer, 3/8"
7	GD5892	-	Hose Clamp, 5/8" x 1 1/2" x 1 1/2"
8	GD10378	4	Bronze Bushing, 3"
9	G10025	2	Hex Head Cap Screw, 3/4"-10 x 1 1/2"
	GD9052	2	Special Washer, 3/4" I.D. x 2" O.D., Hardened
10	GD10449	4	Hook
11	GD10555	2	Sleeve
12	G10871	2	Hex Head Cap Screw, 1/2"-13 x 6"
	G10111	2	Lock Nut, 1/2"-13
13	GD10556	2	Pin, 5/8" x 6 3/4"
14	GD10532	2	Sleeve
15	GA6497	2	Cam Follower W/Grease Fitting
	G10640	-	Grease Fitting, 1/4"-28
16	GA7329	1	Wing, L.H., 90 3/4", 12 Row 30" (Shown)
	GA7328	1	Wing, R.H., 90 3/4", 12 Row 30"
	GA7807	1	Wing, L.H., 100", 12 Row 36"/38"
	GA7806	1	Wing, R.H., 100", 12 Row 36"/38"
	GA7361	1	Wing, L.H., 117", 12 Row 38"/40" And 16 Row 30"
	GA7360	1	Wing, R.H., 117", 12 Row 38"/40" And 16 Row 30"
	G10112	4	Lock Nut, 3/4"-10
	GD2558	4	Lynch Pin, 1/4"
17	G10001	2	Hex Head Cap Screw, 3/8"-16 x 1" (Hook Stop)
	G10108	2	Lock Nut, 3/8"-16
18	G10027	4	Hex Head Cap Screw, 3/4"-10 x 2 1/2"
	G11392	4	Flat Washer, 3/4" SAE
19	GD10379	2	Sleeve, 2 1/2"
20	GA7326	2	Link Assebmly, 71 1/4", 12 Row 30"
	GA7357	-	Link Assebmly, 87 1/2", 12 Row 36"/38"/40" And 16 Row 30"
21	GD10478	2	End Cap
22	GD10741	-	Shim (.015") (As Required)
	GD11155	-	Shim (.060") (As Required)
23	G10763	8	Grease Fitting, Extended, 1/8"-27
24	G10039	16	Hex Head Cap Screw, 1/2"-13 x 1 3/4"
	G10228	16	Lock Washer, 1/2"

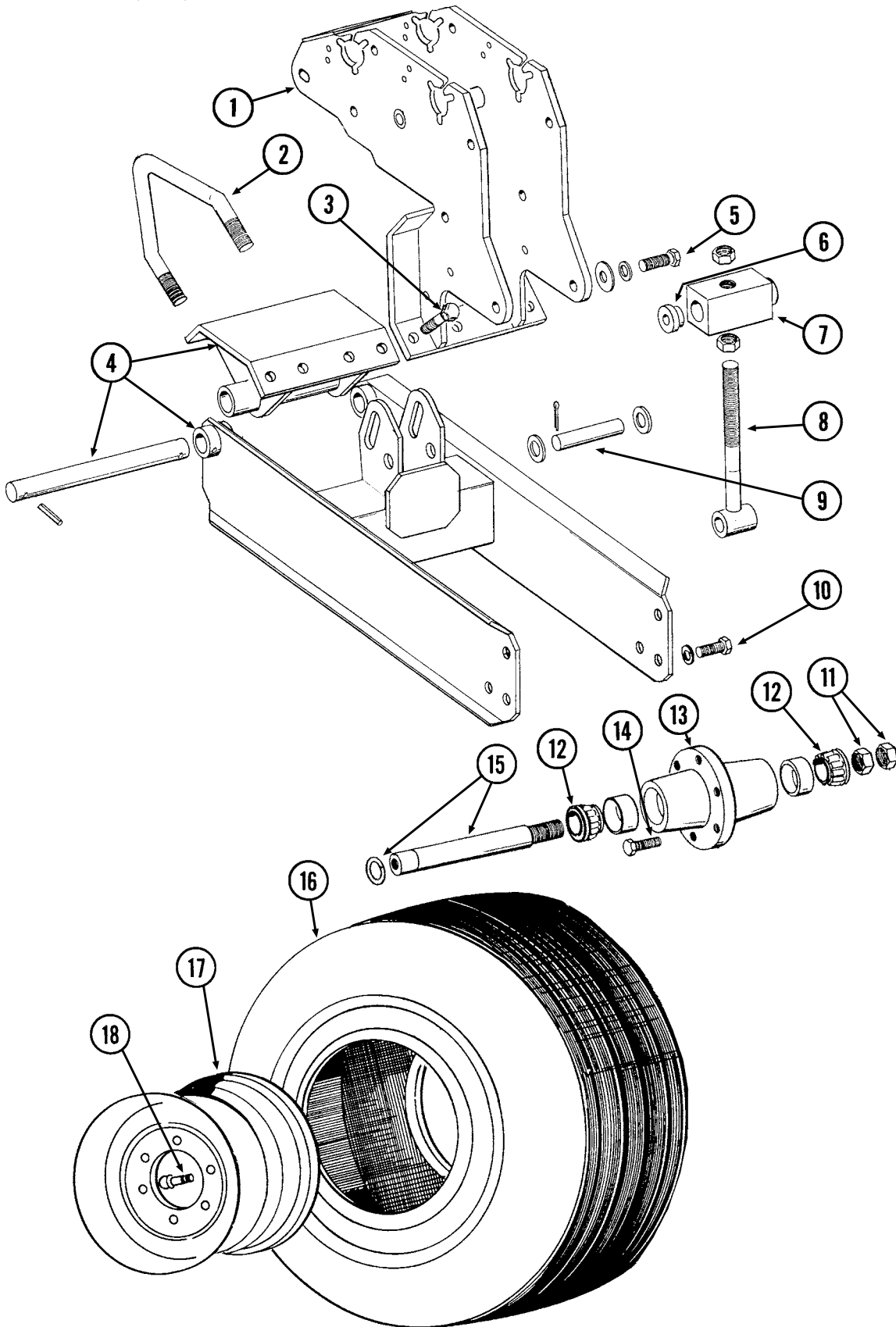
PFA076(SFP17a)



ITEM	PART NO.	QTY. (Per Assy.)	DESCRIPTION
1	---	-	<a href="#">See "Wing Down Flex Cylinder Package Hydraulic System" on page P104</a> <a href="#">or</a> <a href="#">See "Dual Lift Assist Wheel Package and Wing Down Flex Cylinder Package Hydraulic System" on page P105</a>
2	---	-	<a href="#">See "Wing Down Flex Cylinder" on page P90</a>
3	---	-	<a href="#">See "Wing Assembly" on page P53</a>
4	GD10486 G10460	1 2	Pin, 1 1/4" x 9" Cotter Pin, 1/4" x 2"

**This page left blank intentionally.**

PLA029/PLA028/PTD085/HTA014/PLA05(SFP14b)

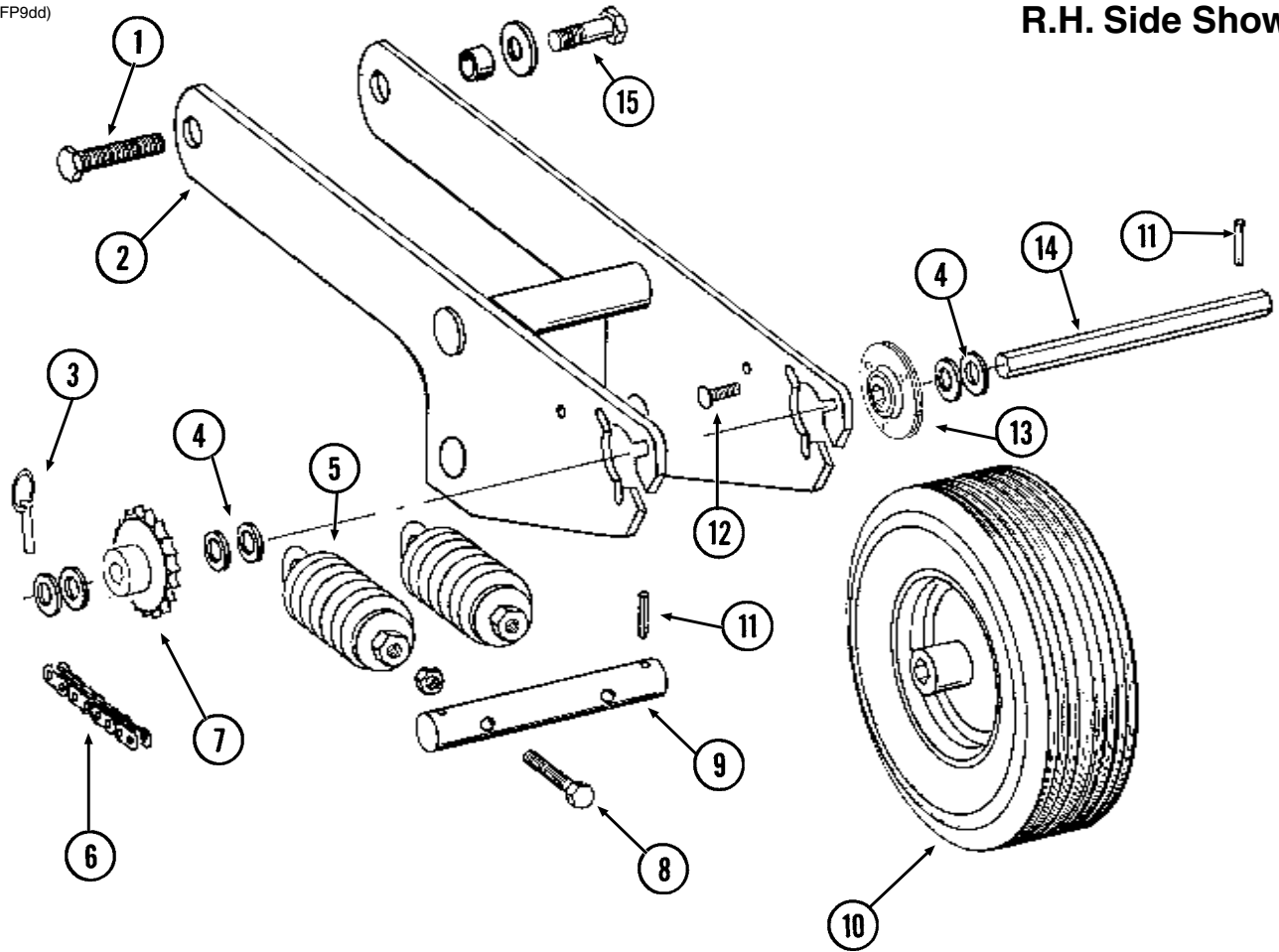


ITEM	PART NO.	QTY. (Per Assy.)	DESCRIPTION
1	---	-	<a href="#">See "Seed Rate Transmission and Module Drive Assembly" on page P65</a>
2	GD8175	2	U-Bolt, 7" x 7" (Diamond) x 5/8"-11
	G11391	4	Flat Washer, 5/8" SAE
	G10230	4	Lock Washer, 5/8"
	G10104	4	Hex Nut, 5/8"-11
3	G10005	4	Hex Head Cap Screw, 5/8"-11 x 1 3/4"
	G11391	4	Flat Washer, 5/8" SAE
	G10230	4	Lock Washer, 5/8"
	G10104	4	Hex Nut, 5/8"-11
4	GA7294	1	Arm W/Pin, Lower Clamp And Spring Pins
	GD5804	1	Pin, 1 1/4" x 12"
	GA7295	1	Clamp W/ Grease Fittings
	G10641	-	Grease Fitting, 1/8" NPT
	G10610	-	Spring Pin, 3/8" x 2"
5	G10026	2	Hex Head Cap Screw, 3/4"-10 x 2"
	G11392	2	Flat Washer, 3/4" SAE
	G10231	2	Lock Washer, 3/4"
6	GD10403	2	Concentric Spacer
7	GD10328	1	Adjustment Block
8	GA4705	1	Adjusting Screw
	G10117	2	Hex Nut, 1"-8
9	GD7041	1	Pin, 1" x 4"
	G11394	2	Flat Washer, 1" SAE
	G10459	2	Cotter Pin, 3/16" x 1 1/2"
10	G10026	2	Hex Head Cap Screw, 3/4"-10 x 2"
	G10231	2	Lock Washer, 3/4"
11	G11081	-	Hex Jam Nut, 1 1/2"-12, Grade 2
12	GA0895	2	Bearing
13	GA2148	1	Hub W/Cups, 6 Bolt
	GR0434	-	Cup
14	GR0270	6	Lug Bolt, 9/16"-18
15	GA2558	1	Spindle W/Round External Retaining Ring, 9 1/2"
	GD11490	-	Round External Retaining Ring
16	GD0844	1	Tire, 7.60" x 15", 8 Ply (Specify Brand*)
17	GA5196	1	Wheel W/Valve Protector, 5" x 15"
18	GD1166	1	Valve Stem
A	GA2147	-	Hub And Spindle Assembly (Items 11, 12, 13, and 15)
B	GA10660	-	Ground Drive And Contact Wheel Assembly, R.H. (Items 1-18 On This Page, Items 2-15 On Pages P52 And P53, Items 1-10 And 12-40 On Pages P58 And P59 and Items 2-13 And 15-20 On Pages P60 And P61)
	GA10661	-	Ground Drive And Contact Wheel Assembly, L.H. (Items 1-18 On This Page, Items 2-15 On Pages P52 And P53, Items 1-10 And 12-40 On Pages P58 And P59 and Items 2-13 And 15-20 On Pages P60 And P61)

\* Specific brand requests will be supplied only as available from current Kinze Repair Parts stock. If a specific brand requested is not in stock, the brand available will be supplied.

PLA027(SFP9dd)

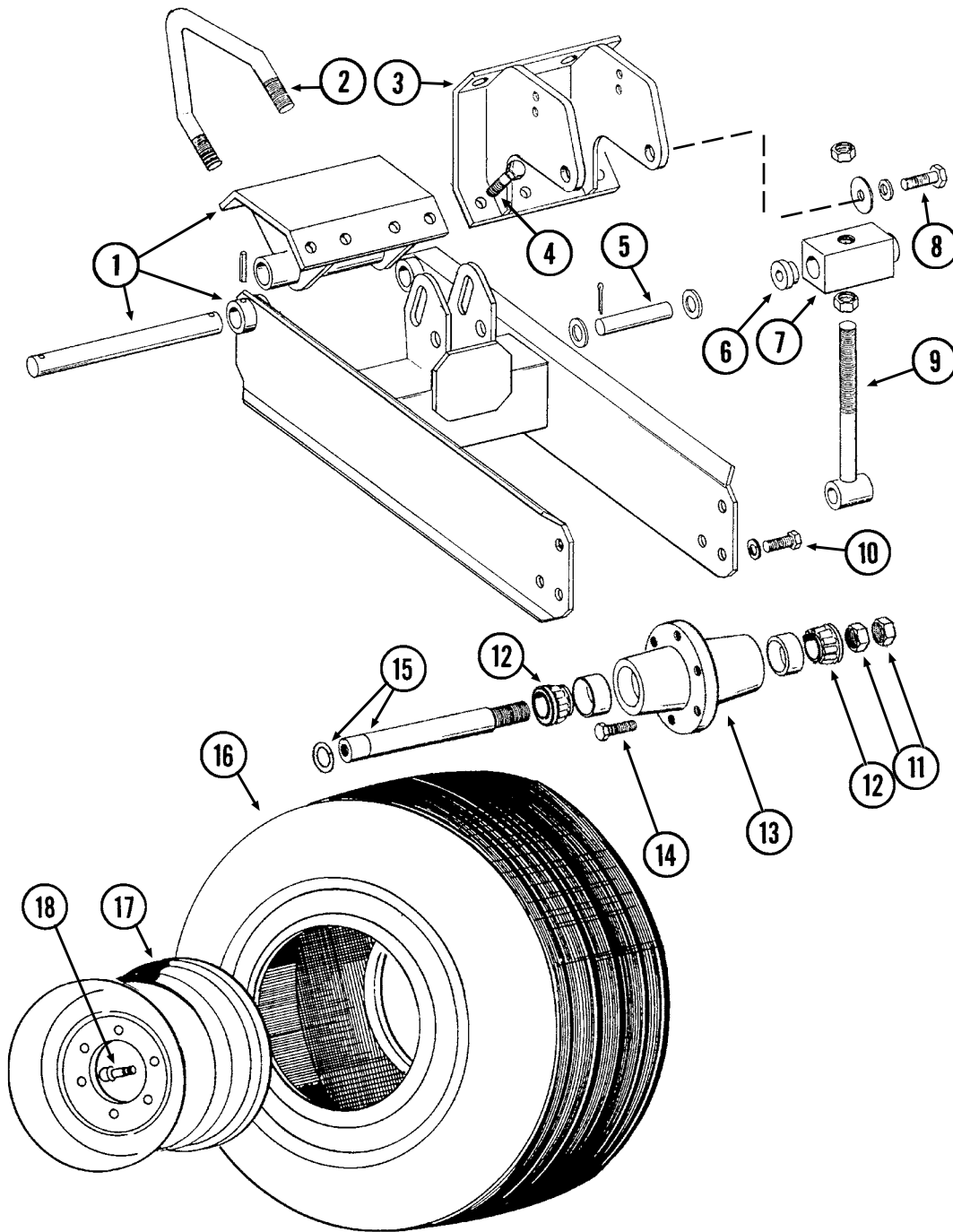
R.H. Side Shown



ITEM	PART NO.	QTY. (Per Assy.)	DESCRIPTION
1	---	-	<a href="#">See "Module Drive" on page P67</a> (Item 7)
2	GA7297	1	Arm
3	GD2558	1	Lynch Pin, 1/4"
4	G10233	-	Machine Bushing, 1", 10 Gauge
5	GA2068	2	Spring W/Plug
6	G3310-218	1	Chain, No. 40, 218 Pitch Including Connector Link (Used With 15 And 19 Tooth Sprockets)
	G3310-224	1	Chain, No. 40, 224 Pitch Including Connector Link (Used With 30 Tooth Sprocket)
	GR0912	-	Connector Link, No. 40
7	GA5105	-	Sprocket, 15 Tooth
	GA5107	-	Sprocket, 19 Tooth
	GA5114	1	Sprocket, 30 Tooth
8	G10861	2	Hex Head Cap Screw, 1/2"-13 x 5", Full Thread
	G11389	2	Flat Washer, 1/2" SAE
	G10501	2	Hex Jam Nut, 1/2"-13, Grade 2
9	GD10329	1	Shaft
10	GA5090	1	Tire And Rim Assembly (Specify Brand*)
	GD5753	1	Tire, 4.10" x 6" (Specify Brand*)
	GD5752	1	Inner Tube
11	G10602	2	Spring Pin, 1/4" x 1 1/2"
12	G10303	6	Carriage Bolt, 5/16"-18 x 1"
	G10232	6	Lock Washer, 5/16"
	G10106	6	Hex Nut, 5/16"-18
13	GA9846	-	Flanged Bearing, 7/8" Hex Bore
14	GD10332	1	Shaft, 7/8" x 11"
15	G10005	1	Hex Head Cap Screw, 5/8"-11 x 1 3/4"
	G11391	1	Flat Washer, 5/8" SAE
	GD3180-15	1	Sleeve, 5/8" I.D. x 7/8" O.D. x 1 5/32" Long
	G10107	1	Lock Nut, 5/8"-11

\* Specific brand requests will be supplied only as available from current Kinze Repair Parts stock. If a specific brand requested is not in stock, the brand available will be supplied. Different brand tires may have different diameters. Change in tire brand may affect rates. Field checks are recommended after any change in contact tires.

(SFP10b)

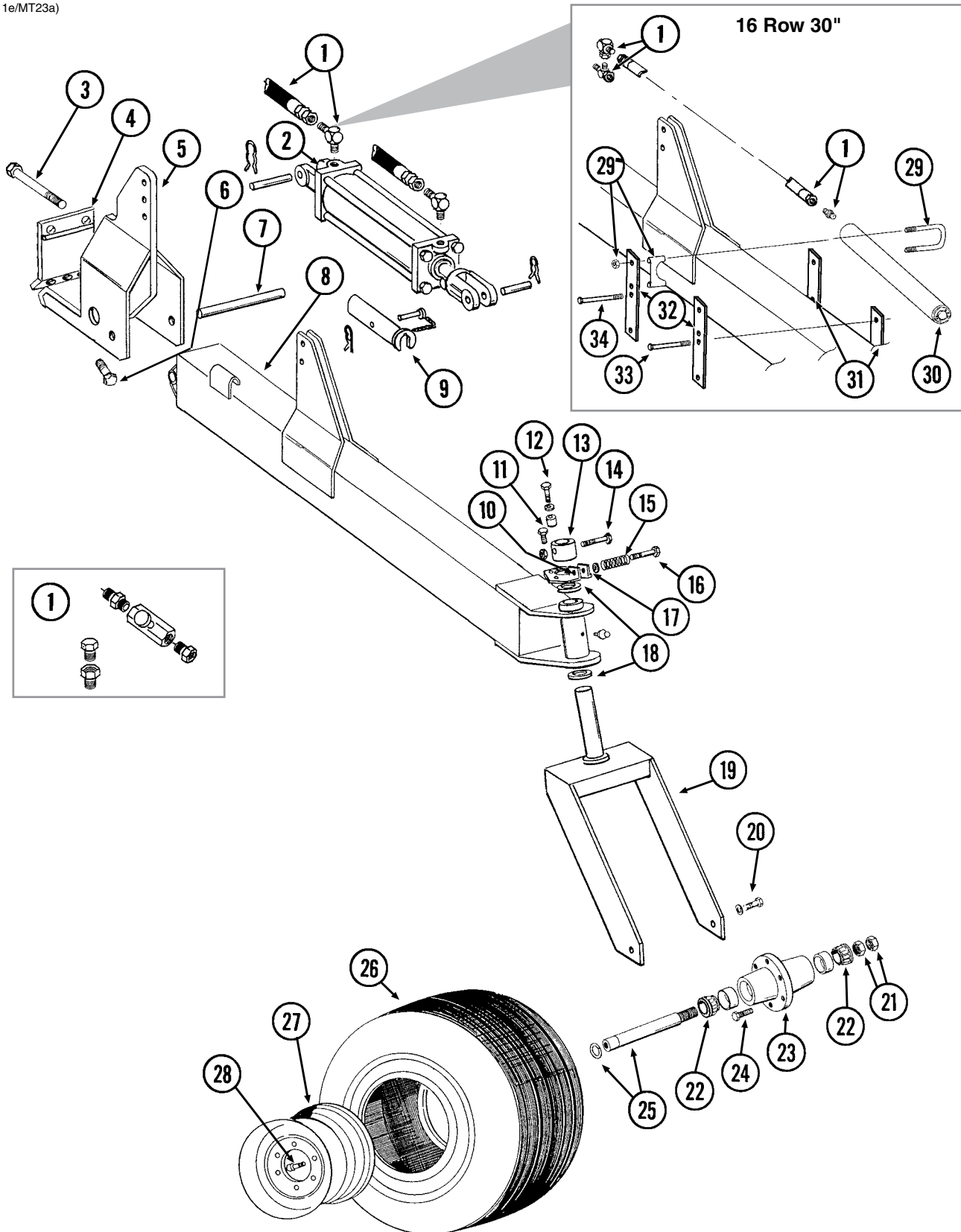




ITEM	PART NO.	QTY. (Per Assy.)	DESCRIPTION
1	GA7294	1	Arm W/Pin, Lower Clamp And Spring Pins
	GD5804	1	Pin, 1 1/4" x 12"
	GA7295	1	Clamp W/ Grease Fittings
	G10641	-	Grease Fitting, 1/8" NPT
	G10610	-	Spring Pin, 3/8" x 2"
2	GD8175	2	U-Bolt, 7" x 7" (Diamond) x 5/8"-11
	G11391	4	Flat Washer, 5/8" SAE
	G10230	4	Lock Washer, 5/8"
	G10104	4	Hex Nut, 5/8"-11
3	GA7322	1	Upper Clamp
4	G10005	4	Hex Head Cap Screw, 5/8"-11 x 1 3/4"
	G11391	4	Flat Washer, 5/8" SAE
	G10230	4	Lock Washer, 5/8"
	G10104	4	Hex Nut, 5/8"-11
5	GD7041	1	Pin, 1" x 4"
	G11394	2	Flat Washer, 1" SAE
	G10459	2	Cotter Pin, 3/16" x 1 1/2"
6	GD10403	2	Concentric Spacer
7	GD10328	1	Adjustment Block
8	G10026	2	Hex Head Cap Screw, 3/4"-10 x 2"
	G11392	2	Flat Washer, 3/4" SAE
	G10231	2	Lock Washer, 3/4"
9	GA4705	1	Adjusting Screw
	G10117	2	Hex Nut, 1"-8
10	G10026	2	Hex Head Cap Screw, 3/4"-10 x 2"
	G10231	2	Lock Washer, 3/4"
11	G11081	-	Hex Jam Nut, 1 1/2"-12, Grade 2
12	GA0895	2	Bearing
13	GA2148	1	Hub W/Cups, 6 Bolt
	GR0434	-	Cup
14	GR0270	6	Lug Bolt, 9/16"-18
15	GA2558	1	Spindle W/Round External Retaining Ring, 9 1/2"
	GD11490	-	Round External Retaining Ring
16	GD0844	1	Tire, 7.60" x 15", 8 Ply (Specify Brand*)
17	GA5196	1	Wheel W/Valve Protector, 5" x 15"
18	GD1166	1	Valve Stem
A	GA2147	-	Hub And Spindle Assembly (Items 11, 12, 13, and 15)
B	GA7447	-	Ground Drive Wheel Assembly (Items 1-18)

\* Specific brand requests will be supplied only as available from current Kinze Repair Parts stock. If a specific brand requested is not in stock, the brand available will be supplied.

(SFP11e/MT23a)

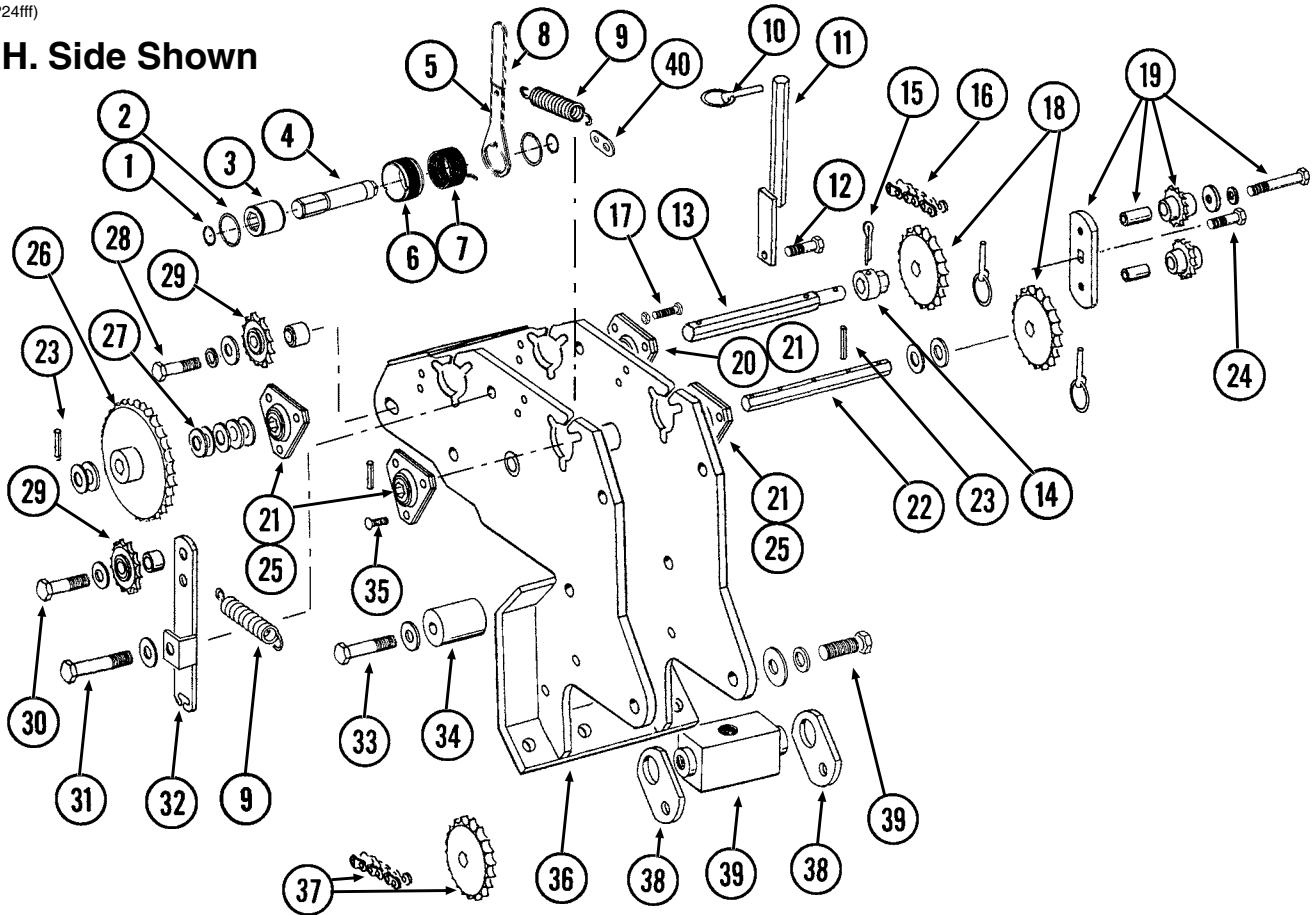


ITEM	PART NO.	QTY. (Per Assy.)	DESCRIPTION
1	---	-	<a href="#">See "Dual Lift Assist Wheel Package Hydraulic System" on page P102 or</a> <a href="#">See "Dual Lift Assist Wheel Package and Wing Down Flex Cylinder Package Hydraulic System" on page P105</a>
2	---	-	<a href="#">See "Dual Lift Assist Cylinder" on page P92</a>
3	G10059	2	Hex Head Cap Screw, 3/4"-10 x 9 1/2"
	GD2169	2	Special Washer, 25/32" I.D. x 1 1/4" O.D., Hardened
	G10105	2	Hex Nut, 3/4"-10
4	GA7867	-	Clamp
5	GA7860	-	Mount
6	G10028	3	Hex Head Cap Screw, 3/4"-10 x 3"
	GD2169	3	Special Washer, 25/32" I.D. x 1 1/4" O.D., Hardened
	G10105	3	Hex Nut, 3/4"-10
7	GD8311	2	Pin, 1 1/4" x 10 1/2"
	G10460	4	Cotter Pin, 1/4" x 2"
8	GA7345	1	Lift Assist Frame W/Grease Fittings
	G10641	1	Grease Fitting, 1/8" NPT
	G10343	1	Grease Fitting, 90°, 1/8"-27
9	GA8174	1	Lockup W/Pin
10	GA6455	1	Roller Ring, L.H.
11	G10008	2	Hex Head Cap Screw, 5/8"-11 x 2"
	GB0218	2	Bushing, 2 1/32" I.D. x 7/8" O.D. x 1 9/32" Long
	G11391	4	Flat Washer, 5/8" SAE
	G10230	2	Lock Washer, 5/8"
	G10104	2	Hex Nut, 5/8"-11
12	G10007	2	Hex Head Cap Screw, 5/8"-11 x 1 1/2"
	GB0218	2	Bushing, 2 1/32" I.D. x 7/8" O.D. x 1 9/32" Long
	G11391	4	Flat Washer, 5/8" SAE
	G10230	2	Lock Washer, 5/8"
	GD9179	2	Sleeve
13	GD9170	1	Roller
14	G10032	1	Hex Head Cap Screw, 1/2"-13 x 3 3/4"
	G10228	1	Lock Washer, 1/2"
	G10102	1	Hex Nut, 1/2"-13
15	GD9208	1	Spring
16	G10713	1	Hex Head Cap Screw, 7/16"-14 x 6"
	G11388	2	Flat Washer, 7/16" SAE
	G10113	1	Lock Nut, 7/16"-14
17	GA6454	1	Roller Ring, R.H.
18	G10234	2	Machine Bushing, 2 1/8", 10 Gauge
19	GA6443	1	Caster Wheel Arm
20	G10026	2	Hex Head Cap Screw, 3/4"-10 x 2"
	G10231	2	Lock Washer, 3/4"
21	G11081	2	Hex Jam Nut, 1 1/2"-12, Grade 2
22	GA0895	2	Bearing
23	GA2148	1	Hub W/Cups, 6 Bolt
	GR0434	-	Cup
24	GR0270	6	Lug Bolt, 9/16"-18
25	GA2558	1	Spindle W/Round External Retaining Ring, 9 1/2"
	GD11490	-	Round External Retaining Ring
26	GD0844	1	Tire, 7.60" x 15", 8 Ply (Specify Brand*)
27	GA5196	1	Wheel W/Valve Protector, 5" x 15"
28	GD1166	1	Valve Stem
29	GA8768	2	Clamp, 3"
30	GA8769	1	Accumulator, 16 Row 30"
31	GD11814	2	Clamp, 16 Row 30"
32	GD11813	2	Mount, 16 Row 30"
33	G10687	2	Hex Head Cap Screw, 3/8"-16 x 5 1/2"
	G10108	2	Lock Nut, 3/8"-16
34	G10756	2	Hex Head Cap Screw, 3/8"-16 x 6"
	G10108	2	Lock Nut, 3/8"-16
A	GA2147	-	Hub And Spindle Assembly (Items 21, 22, 23, and 25)

\* Specific brand requests will be supplied only as available from current Kinze Repair Parts stock. If a specific brand requested is not in stock, the brand available will be supplied.

(SFP24ff)

R.H. Side Shown

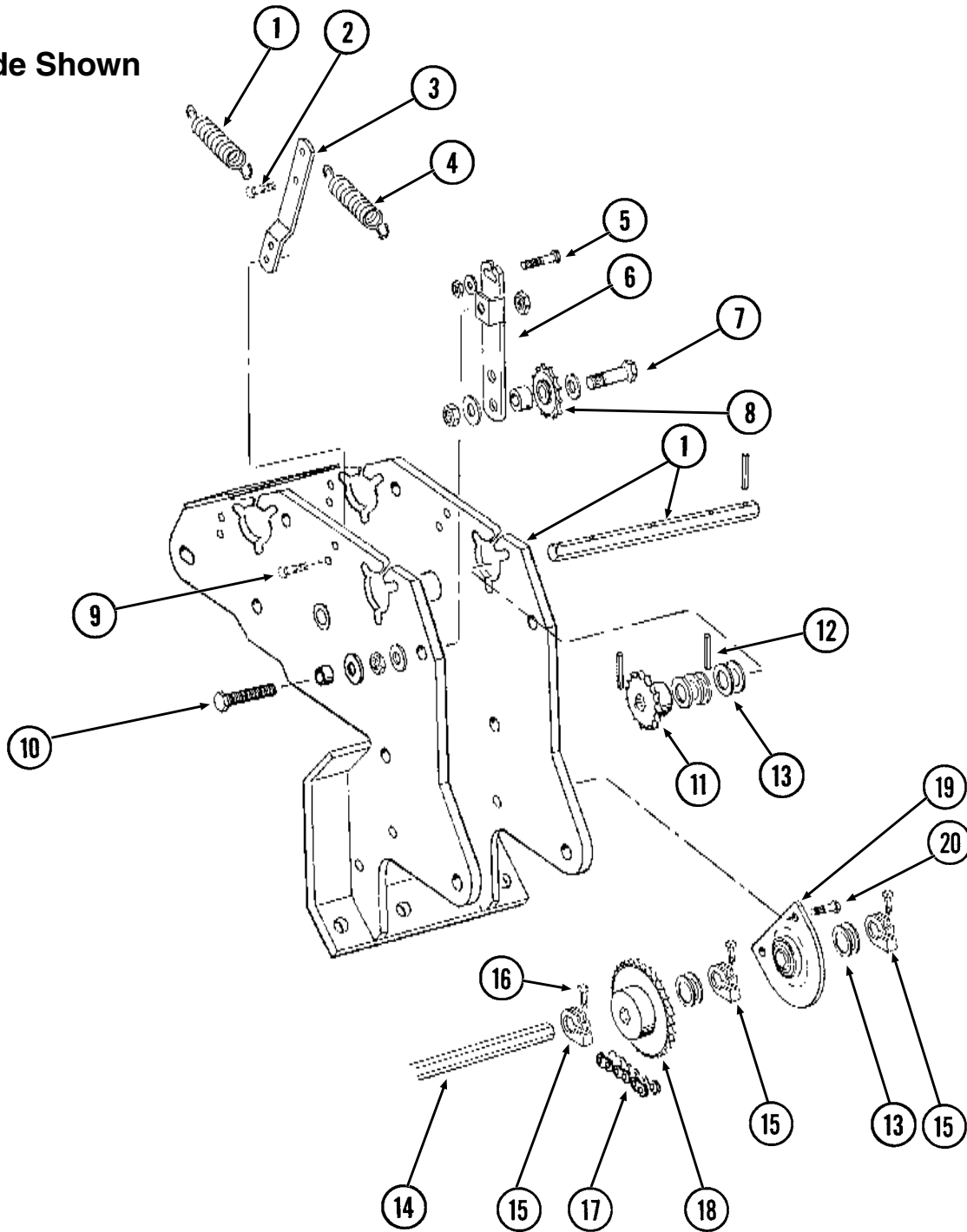


ITEM	PART NO.	QTY. (Per Assy.)	DESCRIPTION
1	G11075	2	External Inverted Snap Ring, 7/8"
2	G10496	2	External Inverted Snap Ring, 1 1/2"
3	GD14432	1	Sleeve, 1 1/4"
4	GD14426	1	Tightener Shaft, 3 3/8"
5	GD14431	1	Handle
6	GD14430	1	Release Collar, Gold, R.H. (Shown)
	GD14429	-	Release Collar, Silver, L.H.
7	GD14414	1	Torsion Spring, R.H. (Used In L.H. Wrap Spring Wrench)
	GD14413	-	Torsion Spring, L.H. (Used In R.H. Wrap Spring Wrench) (Shown)
8	G11078	1	Vinyl Cap
9	GD5857	2	Spring
10	GD2558	3	Lynch Pin, 1/4"
11	GA11052	1	Sprocket Storage Rod (EdgeVac)
	GA4630	-	Sprocket Storage Rod (Mechanical)
12	G10037	1	Hex Head Cap Screw, 1/2"-13 x 1 1/4"
	G11389	1	Flat Washer, 1/2" SAE
	G10111	1	Lock Nut, 1/2"-13
13	GD10336	1	Shaft, 7/8" x 11"
14	GD7127	1	Shear Coupler
15	G10462	1	Cotter Pin, 3/16" x 2"
16	G3310-68	1	Chain, No. 40, 68 Pitch Including Connector Link
	GR0912	-	Connector Link, No. 40
17	G10338	1	Carriage Bolt, 5/16"-18 x 1 1/4"
	G10232	1	Lock Washer, 5/16"
	G10106	1	Hex Nut, 5/16"-18
	G10109	1	Lock Nut, 5/16"-18, Grade 8

ITEM	PART NO.	QTY. (Per Assy.)	DESCRIPTION
18	GA5105	1	Sprocket, 15 Tooth
	GA5106	1	Sprocket, 17 Tooth
	GA5107	2	Sprocket, 19 Tooth
	GA5108	2	Sprocket, 23 Tooth
	GA5109	1	Sprocket, 24 Tooth
	GA5110	1	Sprocket, 25 Tooth
	GA5111	1	Sprocket, 26 Tooth
	GA5112	1	Sprocket, 27 Tooth
	GA5113	1	Sprocket, 28 Tooth
19	GA7336	1	Idler W/Bolt-On Sprockets
	GD7426	-	Sprocket, 12 Tooth
	GD1026	-	Sleeve, 1 $\frac{3}{16}$ " Long
	G11387	-	Flat Washer, $\frac{3}{8}$ " SAE
	G10229	-	Lock Washer, $\frac{3}{8}$ "
	G10047	-	Hex Head Cap Screw, $\frac{3}{8}$ "-16 x 1 $\frac{3}{4}$ "
20	GA5548	1	Special Bearing
21	G3400-01	4	Flangette
22	GD10337	1	Shaft, $\frac{7}{8}$ " x 10 $\frac{1}{2}$ "
23	G10602	7	Spring Pin, $\frac{1}{4}$ " x 1 $\frac{1}{2}$ "
24	G11100	1	Hex Socket Button Head Cap Screw, $\frac{1}{4}$ "-20 x $\frac{1}{2}$ ", Grade 8
	G10227	1	Lock Washer, $\frac{1}{4}$ "
	G11385	1	Flat Washer, $\frac{1}{4}$ " SAE
25	G2100-03	3	Bearing, $\frac{7}{8}$ " Hex Bore, Spherical
26	GA5202	1	Sprocket, 34 Tooth, <a href="#">See "Point Row Clutch" on page P69</a> (For Machines Equipped With Point Row Clutches)
27	G10233	-	Machine Bushing, 1", 10 Gauge (As Required)
28	G10038	1	Hex Head Cap Screw, $\frac{1}{2}$ "-13 x 3"
	G10128	1	Machine Bushing, $\frac{1}{2}$ ", 14 Gauge
	GB0258	1	Stepped Spacer, $\frac{7}{8}$ "
	G11389	1	Flat Washer, $\frac{1}{2}$ " SAE
	G10228	1	Lock Washer, $\frac{1}{2}$ "
	G10102	1	Hex Nut, $\frac{1}{2}$ "-13
29	GA7154	2	Sprocket W/Bearing, 18 Tooth
30	G10581	1	Hex Head Cap Screw, $\frac{1}{2}$ "-13 x 2 $\frac{1}{4}$ "
	G10128	1	Machine Bushing, $\frac{1}{2}$ ", 14 Gauge
	GD7889	1	Bushing, 1" O.D. x $\frac{9}{16}$ " I.D. x $\frac{7}{16}$ " Long
	G10228	1	Lock Washer, $\frac{1}{2}$ "
	G10102	1	Hex Nut, $\frac{1}{2}$ "-13
31	G10036	1	Hex Head Cap Screw, $\frac{5}{8}$ "-11 x 4"
	G11391	1	Flat Washer, $\frac{5}{8}$ " SAE
	G10503	1	Hex Jam Nut, $\frac{5}{8}$ "-11, Grade 2
	G10107	1	Lock Nut, $\frac{5}{8}$ "-11
32	GD13422	1	Idler Arm, R.H. Side Of Planter (Shown)
	GD13394	-	Idler Arm, L.H. Side Of Planter
33	G10033	1	Hex Head Cap Screw, $\frac{1}{2}$ "-13 x 3 $\frac{1}{2}$ "
	G11389	1	Flat Washer, $\frac{1}{2}$ " SAE
	G10228	1	Lock Washer, $\frac{1}{2}$ "
	G10102	1	Hex Nut, $\frac{1}{2}$ "-13
34	GD10407	1	Chain Support
35	G10303	12	Carriage Bolt, $\frac{5}{16}$ "-18 x 1"
	G10232	12	Lock Washer, $\frac{5}{16}$ "
	G10106	12	Hex Nut, $\frac{5}{16}$ "-18
36	GA10063	1	Module
37	---	-	<a href="#">See "Contact Wheel Assembly" on page P59</a>
38	GD15696	2	Strap
39	---	-	<a href="#">See "Ground Drive Wheel Assembly" on page P57</a>
40	GD14595	1	Spring Tension Link
A	G1K380	1	Wrap Spring Wrench Replacement Kit, Gold Collar, R.H. (Items 1-8 And 24) (Shown)
	G1K381	-	Wrap Spring Wrench Replacement Kit, Silver Collar, L.H. (Items 1-8 And 24)

(SFP25d/SFP25f)


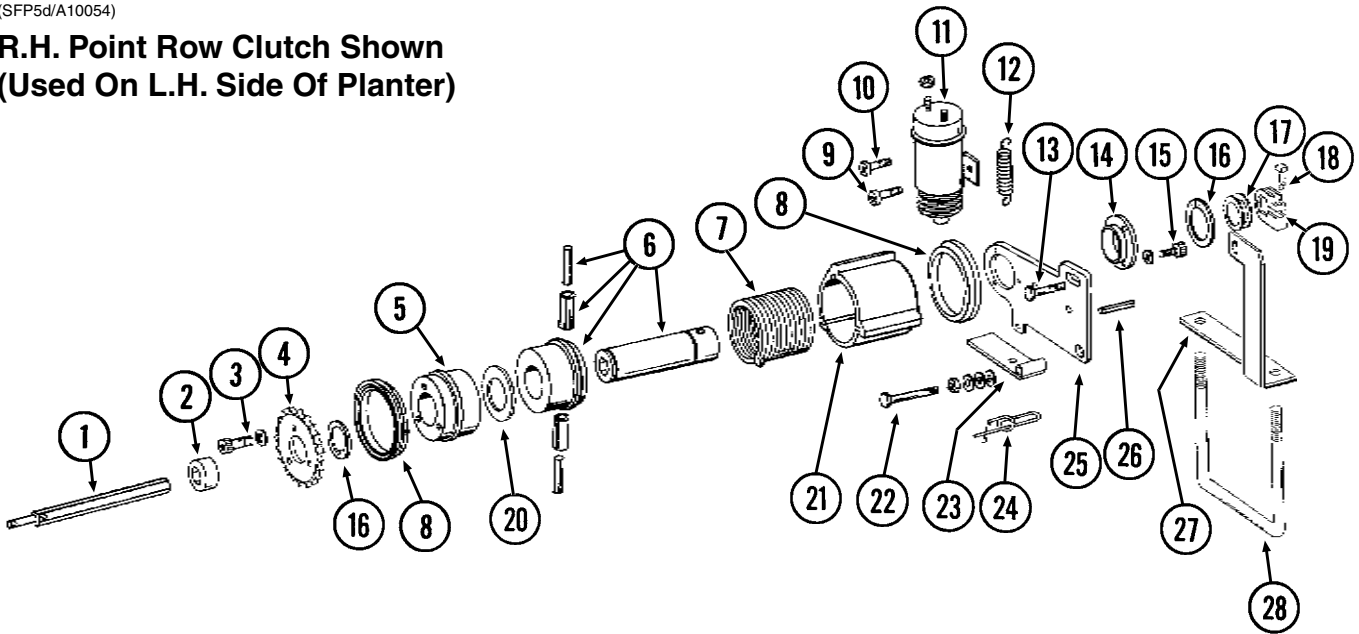
R.H. Side Shown



ITEM	PART NO.	QTY. (Per Assy.)	DESCRIPTION
1	---	-	<a href="#">See "Seed Rate Transmission and Module Drive Assembly" on page P65</a>
2	G10040	1	Hex Head Cap Screw, 1/4"-20 x 1 3/4"
	G10103	1	Hex Nut, 1/4"-20
3	GD5860	1	Bar
4	GD5857	1	Spring
5	G10069	1	Hex Head Cap Screw, 5/16"-18 x 2 1/4"
	G11386	1	Flat Washer, 5/16" SAE
	G10106	1	Hex Nut, 5/16"-18
6	GD13394	-	Idler Arm, R.H. Side Of Planter (Shown)
	GD13422	1	Idler Arm, L.H. Side Of Planter
7	G10581	1	Hex Head Cap Screw, 1/2"-13 x 2 1/4"
	G10128	1	Machine Bushing, 1/2", 14 Gauge
	GD7889	1	Bushing, 1" O.D. x 9/16" I.D. x 7/16" Long
	G10228	1	Lock Washer, 1/2"
	G10102	1	Hex Nut, 1/2"-13
8	GA7154	1	Sprocket W/Bearing, 18 Tooth
9	G10064	1	Hex Head Cap Screw, 1/4"-20 x 1"
	G10227	1	Lock Washer, 1/4"
	G10103	1	Hex Nut, 1/4"-20
10	G11028	1	Hex Head Cap Screw, 5/8"-11 x 4 1/2", Full Thread
	G11391	1	Flat Washer, 5/8" SAE
	GD3180-15	1	Sleeve, 5/8" I.D. x 7/8" O.D. x 1 5/32" Long
	G10104	1	Hex Nut, 5/8"-11
	G11391	1	Flat Washer, 5/8" SAE
	G10107	1	Lock Nut, 5/8"-11
11	GA5105	1	Sprocket, 15 Tooth
12	G10602	7	Spring Pin, 1/4" x 1 1/2"
13	G10233	9	Machine Bushing, 1", 10 Gauge
14	GD0914-74	1	Hex Shaft, 7/8" x 74" (On Wing), 12 Row 30" (No Holes)
	GD0914-98	-	Hex Shaft, 7/8" x 98" (On Wing), 12 Row 36"/38"/40" And 16 Row 30" (No Holes)
15	GD11045	3	Lock Clamp
16	G10130	3	Square Head Machine Bolt, 5/16"-18 x 1 3/4"
	G10923	3	Flange Nut, 5/16"-18, No Serration
17	G3310-75	1	Chain, No. 40, 75 Pitch Including Connector Link And Offset Link
	GR0912	-	Connector Link, No. 40
	GR0911	-	Offset Link, No. 40
18	GA5114	1	Sprocket, 30 Tooth
19	GA2180	1	Hanger Bearing, 7/8" Hex Bore
20	G10004	2	Hex Head Cap Screw, 3/8"-16 x 1 1/4"
	G11387	2	Flat Washer, 3/8" SAE
	G10229	2	Lock Washer, 3/8"
	G10101	2	Hex Nut, 3/8"-16
A	G1K269	-	Lock Clamp Kit (Items 15 And 16)

(SFP5d/A10054)

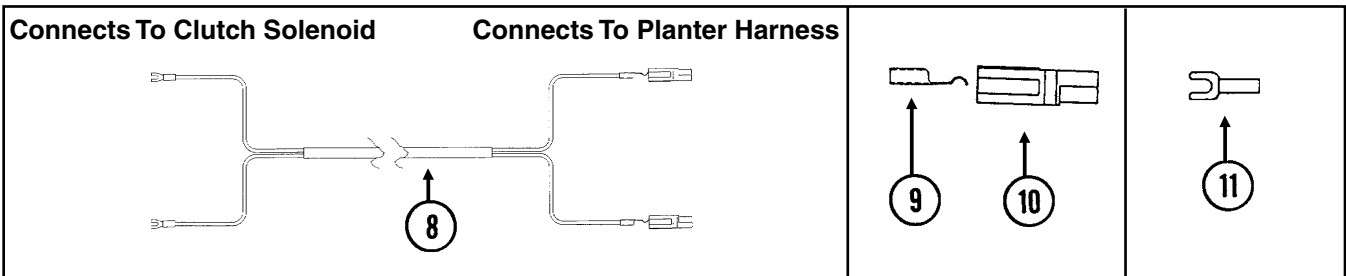
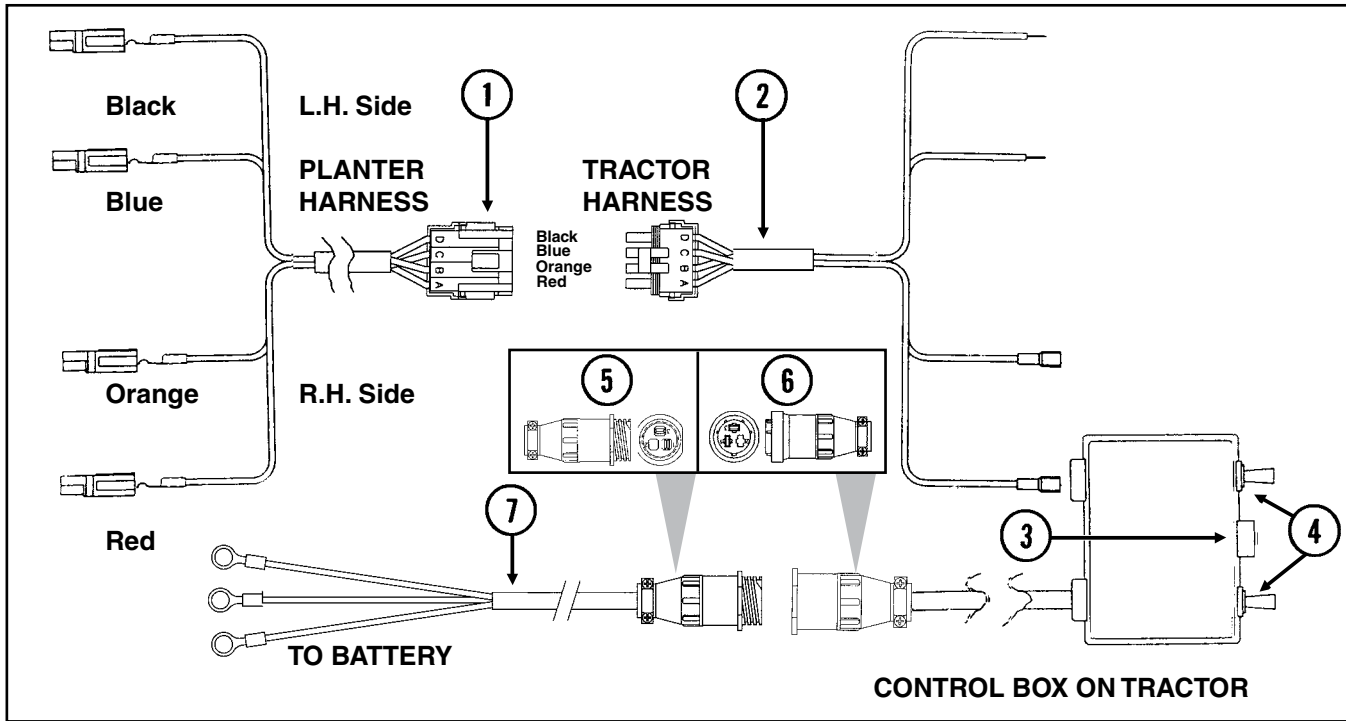
**R.H. Point Row Clutch Shown  
(Used On L.H. Side Of Planter)**





ITEM	PART NO.	QTY. (Per Assy.)	DESCRIPTION
1	GD10527	1	Input Shaft, 7/8" x 15 1/2"
2	GD10200	1	Sleeve, 3/4" Long
3	G10023	3	Hex Head Cap Screw, 1/4"-20 x 3/4"
	G10227	3	Lock Washer, 1/4"
4	GD10525	1	Sprocket, 34 Tooth
5	GD10104	1	Input Hub
6	GA7137	1	Hub/Sleeve Assembly W/Spring Pins
	G10804	-	Spring Pin, 5/32" x 7/8"
	G10765	-	Spring Pin, 1/4" x 1"
7	GD9672	1	Spring, R.H. (Shown)
	GD9671	-	Spring, L.H.
8	GD14512	2	V-Ring Seal
9	G10900	1	Hex Socket Head Cap Screw, 1/4"-20 x 1 3/4", Grade 8
	G10227	1	Lock Washer, 1/4"
	G10103	2	Hex Nut, 1/4"-20
10	G10023	1	Hex Head Cap Screw, 1/4"-20 x 3/4"
	G10227	1	Lock Washer, 1/4"
	G10103	1	Hex Nut, 1/4"-20
11	GA8393	1	Solenoid Complete
	GR1306	1	Snap Ring
	GR1303	1	Spring
	GR1304	1	Boot
	GR1305	1	Plunger
12	GD10123	1	Spring
13	G10003	1	Hex Head Cap Screw, 3/8"-16 x 1 1/2"
	G11387	2	Flat Washer, 3/8" SAE
	G10101	1	Hex Nut, 3/8"-16
14	GD9667	1	Bushing
15	G10253	3	Hex Socket Head Screw, No. 10-32 x 1/2"
	G10257	3	Lock Washer, No. 10
16	G10496	2	External Inverted Snap Ring, 1 1/2"
17	G10233	-	Machine Bushing, 1", 10 Gauge
18	G10130	-	Square Head Machine Bolt, 5/16"-18 x 1 3/4"
	G10923	-	Flange Nut, 5/16"-18, No Serration
19	GD11045	-	Lock Clamp
20	GD14513	1	Felt Washer
21	GD10102	1	Stop Collar
22	G10049	1	Hex Head Cap Screw, 3/8"-16 x 2 1/2"
	G10101	1	Hex Nut, 3/8"-16
	G11387	1	Flat Washer, 3/8" SAE
	G10229	2	Lock Washer, 3/8"
	G10497	1	Hex Jam Nut, 3/8"-16, Grade 2
23	GD10510	1	Actuator Arm
24	GD11120	1	Rue Ring Cotter, 5/16"
25	GD10103	1	Mounting Plate
26	G10859	1	Spring Pin, 3/16" x 2 1/4"
27	GD10529	1	Bracket, L.H. (Shown)
	GD10528	-	Bracket, R.H.
28	GD7145	1	U-Bolt, 7" x 7" x 1/2"-13
	G10111	2	Lock Nut, 1/2"-13
29	GA10054	1	Ground Cable, Green
A	G1K269	-	Lock Clamp Kit (Items 18 And 19)
B	GA7418	-	Point Row Clutch Assembly, R.H. (Items 3-12, 14-16, 20-26 And 29) (Shown)
	GA7417	-	Point Row Clutch Assembly, L.H. (Items 3-12, 14-16, 20-26 And 29)

(EF10b/ELC34/ELC35/EF10c/SFP6/TWL18/TWL76)

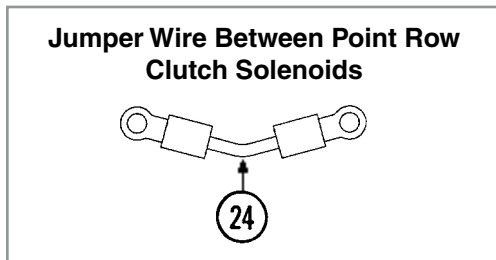
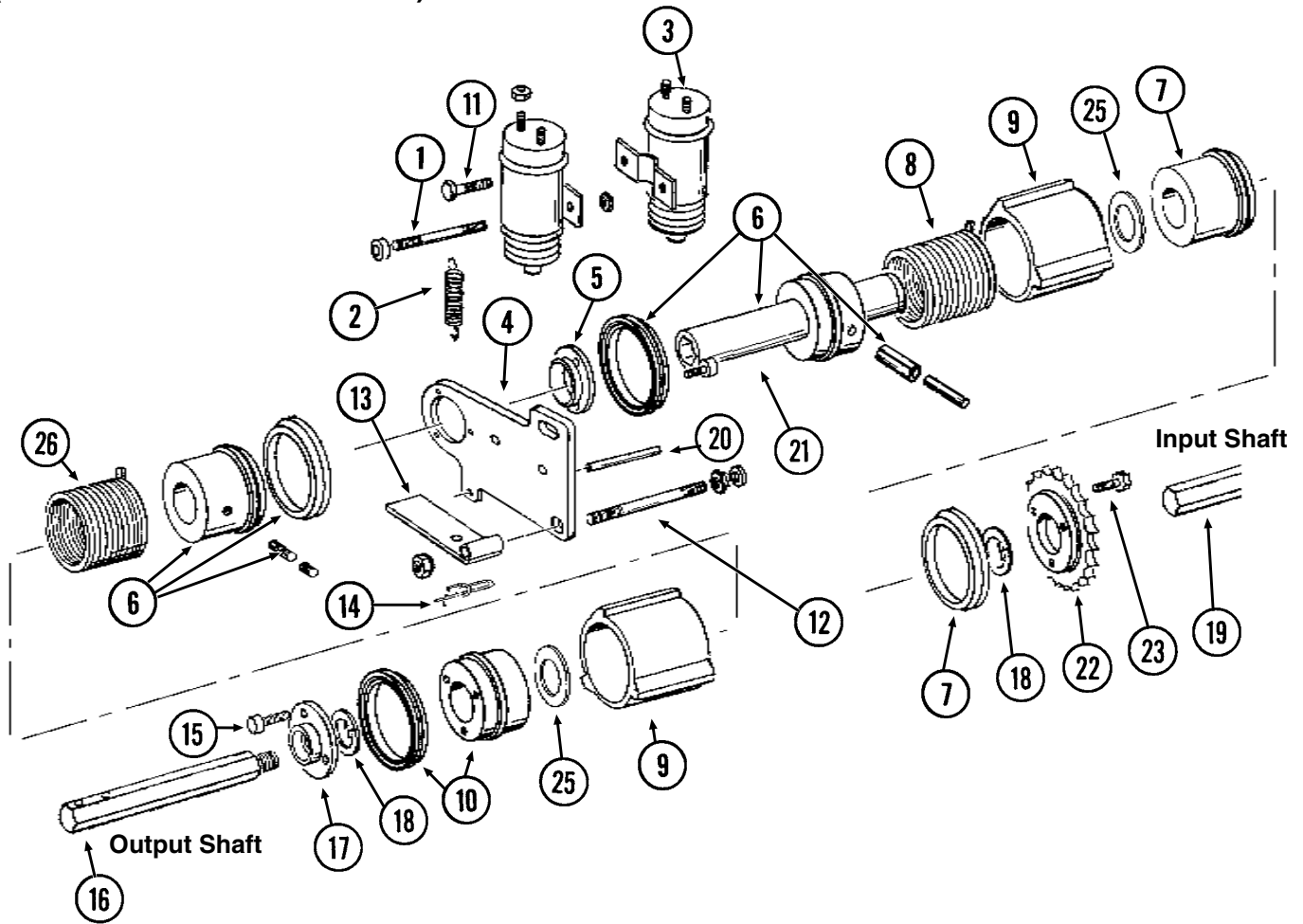


ITEM	PART NO.	QTY. (Per Assy.)	DESCRIPTION
1	GR1450 GA8328	-	Harness W/4-Pin Connector, 60" 4-Pin Connector W/Female Housing, 4 Seals And 4 Pin Contacts
2	GR1447 GA8329	-	Harness W/4-Pin Connector, 152" 4-Pin Connector W/Male Housing, 4 Seals And 4 Socket Contacts
3	GA7165	-	Circuit Breaker, 12 Amp
4	GA7144	-	Two-Position Switch
5	G1K267	-	Power Lead Adapter Connector Kit, Includes: (1) 3-Pin Connector, (1) Cable Clamp, (3) Male Terminal Pins
6	G1K268	-	Console Cable Connector Kit, Includes: (1) 3-Pin Connector, (1) Cable Clamp, (1) Lock Ring, (3) Female Terminal Pins
7	GA17547	1	Power Lead Adapter
8	GA7416	1	Wiring Harness, 288"
9	GD9530	-	Contact
10	GD9529 GD12726	-	Housing, Black Housing, Red
11	G10996	-	Fork Terminal
A	GA8747	-	Control Box Assembly (Items 1-4 and 10)

**This page left blank intentionally.**

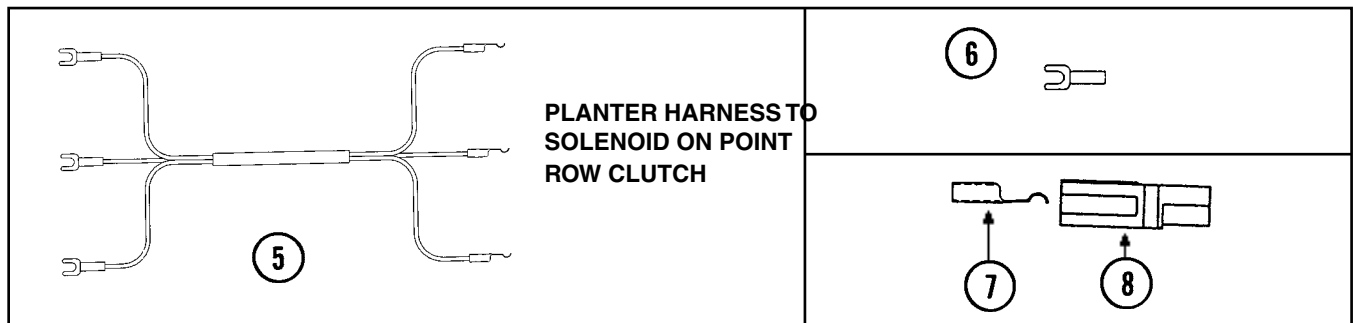
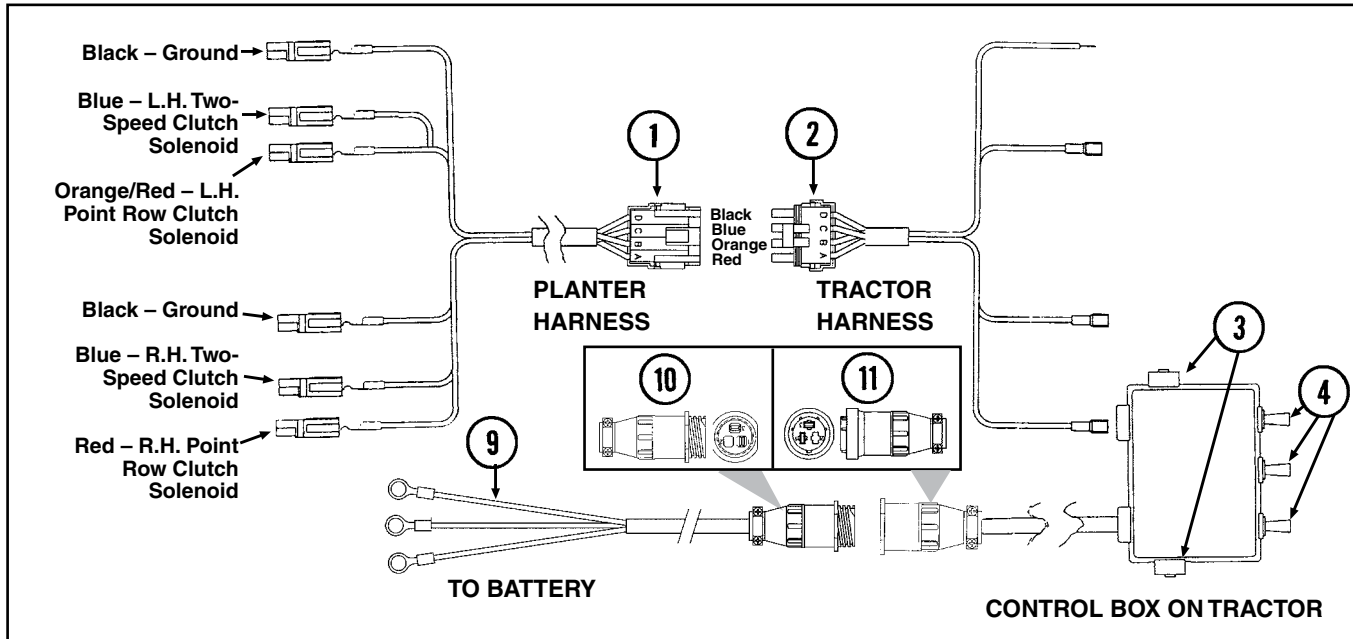
(SFP45b/A7274/A10054)

**L.H. Two-Speed Point Row Clutch Shown  
(Used On L.H. Side Of Planter)**



ITEM	PART NO.	QTY. (Per Assy.)	DESCRIPTION
1	GD10635	1	Threaded Rod, 1/4"-20 x 3 1/2"
	G10103	2	Hex Nut, 1/4"-20
	G10227	2	Lock Washer, 1/4"
	GD10282	2	Allen Nut, 1/4"-20
2	GD10123	2	Spring
3	GA8393	2	Solenoid Complete
	GR1306	-	Snap Ring
	GR1303	-	Spring
	GR1304	-	Boot
	GR1305	-	Plunger
4	GD10103	1	Mounting Plate
5	GD10586	1	Bushing
6	GA7463	1	Hub/Sleeve Assembly W/Seals, Sleeve, Pins And Screws
	GD10584	-	Sleeve
	G10873	-	Hex Socket Set Screw, 5/16"-18 x 3/4"
	G10872	-	Hex Socket Set Screw, 5/16"-18 x 1/4"
	G10804	-	Spring Pin, 5/32" x 7/8"
	G10765	-	Spring Pin, 1/4" x 1"
	GD10120	-	Seal
7	GA9571	1	Hub W/Seal
	GD10120	-	Seal
8	GD9671	2	Spring, L.H.
9	GD10585	2	Stop Collar
10	GA9572	1	Hub W/Seal
	GD10120	-	Seal
11	G10023	1	Hex Head Cap Screw, 1/4"-20 x 3/4"
	G10227	1	Lock Washer, 1/4"
	G10103	1	Hex Nut, 1/4"-20
12	GD10636	1	Threaded Rod, 3/8"-16 x 4 1/4"
	G10108	2	Lock Nut, 3/8"-16
	G10229	2	Lock Washer, 3/8"
	G10101	2	Hex Nut, 3/8"-16
13	GD10510	2	Actuator Arm
14	GD11120	2	Rue Ring Cotter, 5/16"
15	G10857	3	Hex Head Cap Screw, 1/4"-20 x 1 1/4"
	G10227	3	Lock Washer, 1/4"
16	GD10694	1	Shaft, R.H. Threads (Shown)
	GD10693	-	Shaft, L.H. Threads
17	GD10638	1	Coupler W/R.H. Threads (Shown)
	GD10587	-	Coupler W/L.H. Threads
18	G10496	2	External Inverted Snap Ring, 1 1/2"
19	GD10698	1	Input Shaft, 7/8" x 17 1/2"
20	G10859	1	Spring Pin, 3/16" x 2 1/4"
21	G10876	3	Hex Socket Head Screw, No. 10-32 x 1/4"
22	GD10673	1	Sprocket, 34 Tooth
23	G10374	3	Hex Socket Head Screw, 1/4"-20 x 1"
24	GA7274	1	Jumper Wire W/Ring Terminals, 2 3/16"
25	GD14513	2	Felt Washer
26	GD9672	-	Spring, R.H.

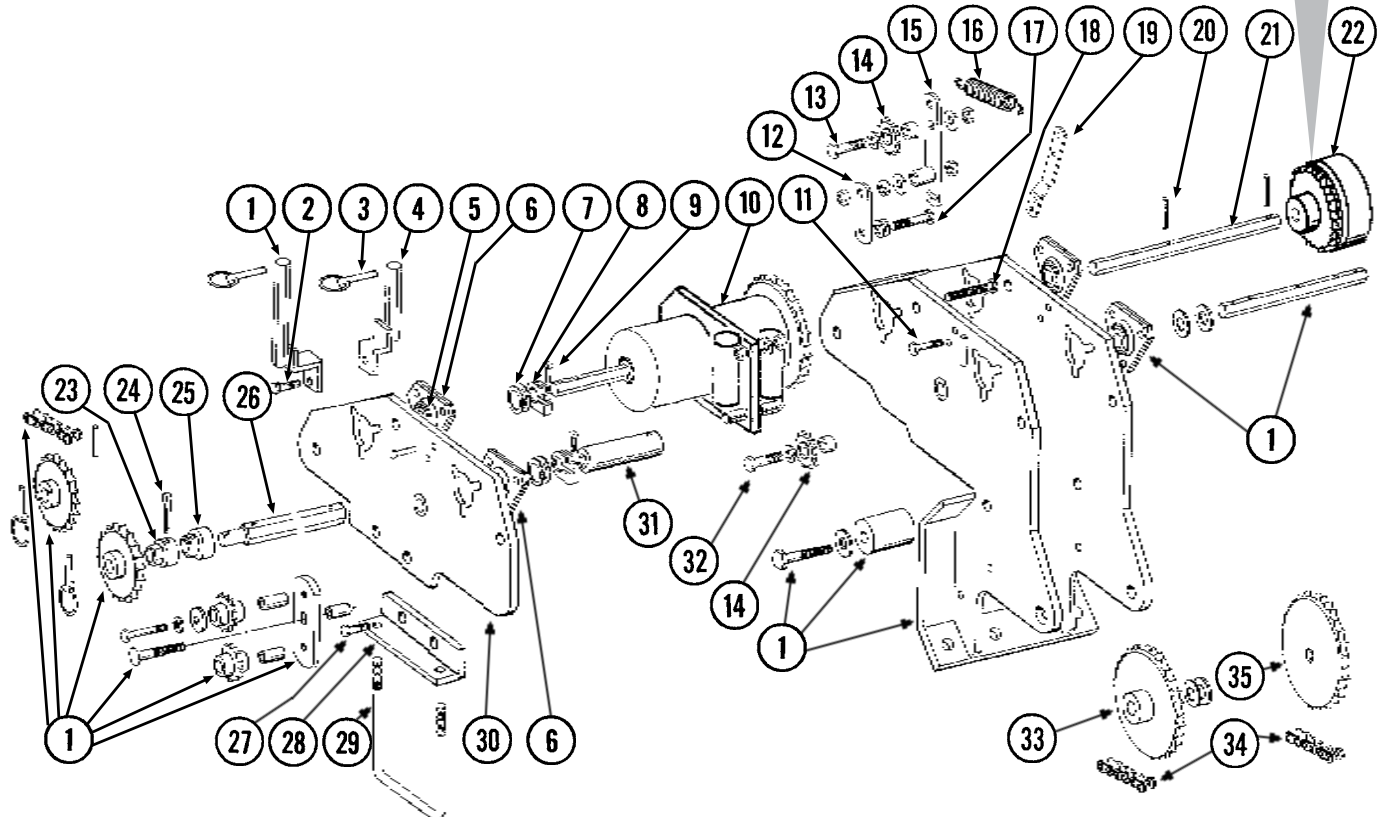
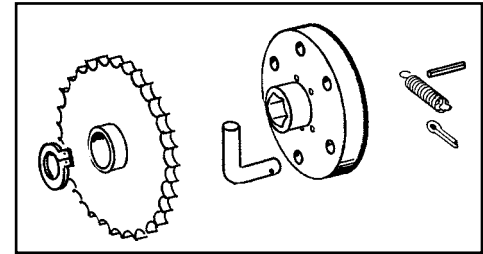
(SFP46d/SFP46e/TWL71a/TWL76/ELC34/ELC35/TWL18)



ITEM	PART NO.	QTY. (Per Assy.)	DESCRIPTION
1	GR1448 GA8328	-	Harness W/4-Pin Connector, 60" 4-Pin Connector W/Female Housing, 4 Seals And 4 Pin Contacts
2	GR1449 GA8329	-	Harness W/4-Pin Connector, 152" 4-Pin Connector W/Male Housing, 4 Seals And 4 Socket Contacts
3	GA7165	2	Circuit Breaker, 12 Amp
4	GA7144	3	Two-Position Switch
5	GA7577	1	Wiring Harness, 288"
6	G10996	-	Fork Terminal
7	GD9530	-	Contact
8	GD9529 GD12726	-	Housing, Black Housing, Red
9	GA17547	1	Power Adapter Cable
10	G1K267	-	Power Lead Adapter Connector Kit, Includes: (1) 3-Pin Connector, (1) Cable Clamp, (3) Male Terminal Pins
11	G1K268	-	Console Cable Connector Kit, Includes: (1) 3-Pin Connector, (1) Cable Clamp, (1) Lock Ring, (3) Female Terminal Pins
A	GA8748	-	Control Box Assembly (Items 1-4 and 8)

**This page left blank intentionally.**

PTD085/PTD084/PLA027/PTD082(SFP44b/FF49)

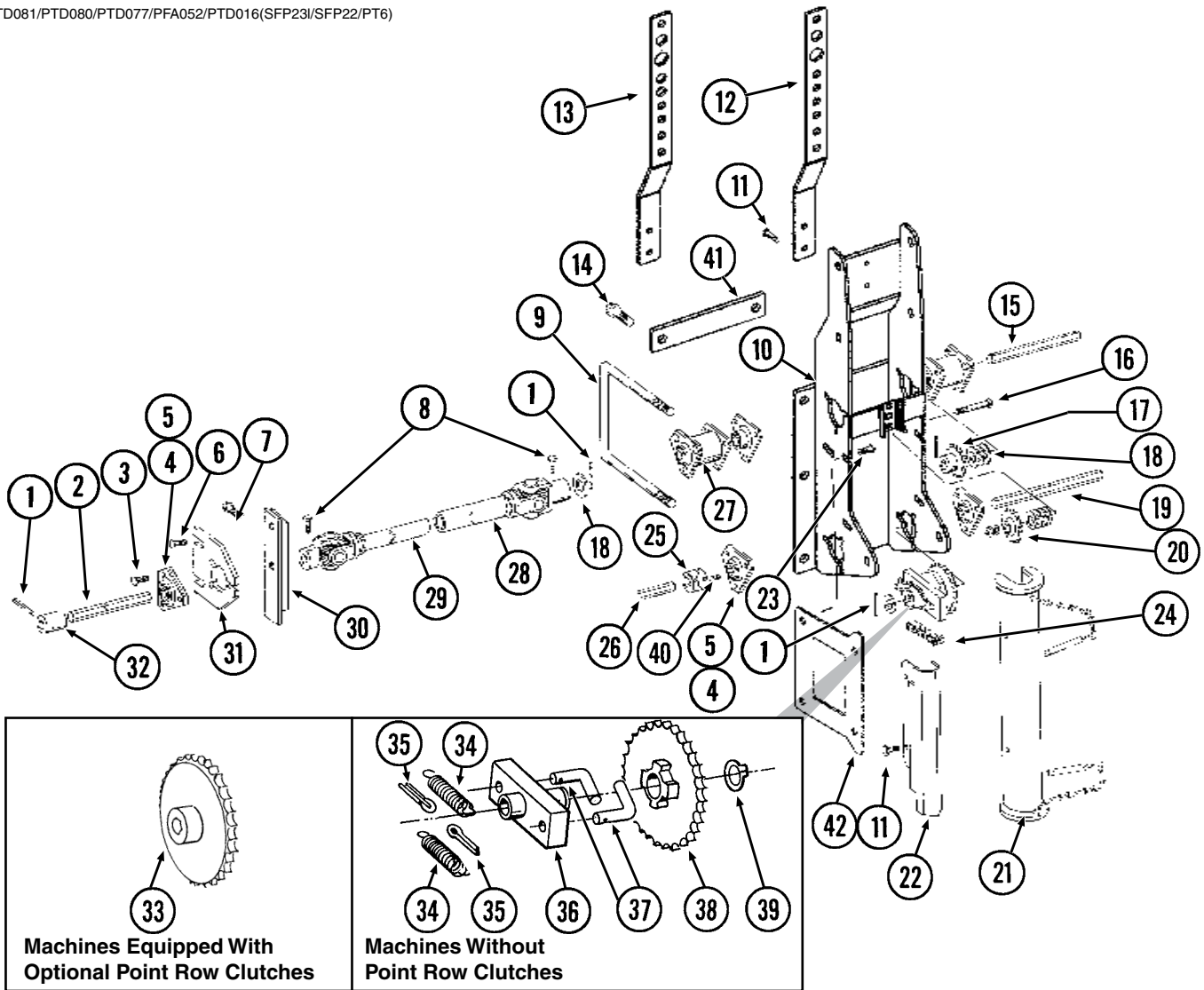


ITEM	PART NO.	QTY. (Per Assy.)	DESCRIPTION
1	---	-	<a href="#">See "Seed Rate Transmission and Module Drive Assembly" on page P65</a>
2	G10017	1	Hex Head Cap Screw, 1/2"-13 x 1 1/2"
	G10228	1	Lock Washer, 1/2"
	G10102	1	Hex Nut, 1/2"-13
3	GD2558	2	Lynch Pin, 1/4"
4	GA7313	1	Sprocket Storage Rod
5	G2100-03	1	Bearing, 7/8" Hex Bore, Spherical
6	G3400-01	4	Flangette
7	G10233	-	Machine Bushing, 1", 10 Gauge
8	GD11045	2	Lock Clamp
9	G10130	2	Square Head Machine Bolt, 5/16"-18 x 1 3/4"
	G10923	2	Flange Nut, 5/16"-18, No Serration
10	---	-	<a href="#">See "Two-Speed Point Row Clutch" on page P73</a>
11	G10064	2	Hex Head Cap Screw, 1/4"-20 x 1"
	G10227	2	Lock Washer, 1/4"
	G10103	2	Hex Nut, 1/4"-20
12	GD10697	1	Bracket



ITEM	PART NO.	QTY. (Per Assy.)	DESCRIPTION
13	G10581	1	Hex Head Cap Screw, 1/2"-13 x 2 1/4"
	G10128	1	Machine Bushing, 1/2", 14 Gauge
	GD7889	1	Bushing, 1" O.D. x 9/16" I.D. x 7/16" Long
	G10228	1	Lock Washer, 1/2"
	G10102	1	Hex Nut, 1/2"-13
14	GA7154	2	Sprocket W/Bearing, 18 Tooth
15	GA6533	1	Idler Arm
16	GD5857	1	Spring
17	G10062	1	Hex Head Cap Screw, 3/8"-16 x 3"
	G11387	4	Flat Washer, 3/8" SAE
	G10101	2	Hex Nut, 3/8"-16
18	G10582	1	Hex Head Cap Screw, 5/8"-11 x 4", Full Thread
	G11391	1	Flat Washer, 5/8" SAE
	G10503	3	Hex Jam Nut, 5/8"-11, Grade 2
19	GD5860	1	Bar
20	G10602	-	Spring Pin, 1/4" x 1 1/2"
21	GD10698	1	Input Shaft, 7/8" x 17 1/2"
22	A7550	1	Overrunning Sprocket Assembly, R.H. <b>(Non-Stock Item)</b>
	A7549	-	Overrunning Sprocket Assembly, L.H. <b>(Non-Stock Item)</b>
	G10430	1	External Retaining Ring, 1 1/4"
	GD1255	6	L-Pin
	G10546	6	Spring Pin, 3/16" x 1 1/4"
	G10470	6	Cotter Pin, 5/32" x 1"
	GD10366	6	Spring
	GA7317	1	Block
	GA7574	1	Sprocket W/Bushing, 34 Tooth
23	GD7127	1	Shear Coupler
24	G10462	1	Cotter Pin, 3/16" x 2"
25	GA5548	1	Special Bearing
26	GD10336	1	Shaft, 7/8" x 11"
27	G10007	1	Hex Head Cap Screw, 5/8"-11 x 1 1/2"
	G11391	1	Flat Washer, 5/8" SAE
	G10230	1	Lock Washer, 5/8"
	G10104	1	Hex Nut, 5/8"-11
28	GD10696	1	Mounting Angle
29	GD1114	1	U-Bolt, 7" x 7" x 5/8"-11
	G10230	2	Lock Washer, 5/8"
	G10104	2	Hex Nut, 5/8"-11
30	GA7571	1	Transmission Bracket, L.H. (Shown)
	GA7570	-	Transmission Bracket, R.H.
31	GD10109	1	Coupler, 6"
32	G10397	1	Hex Head Cap Screw, 1/2"-13 x 2 3/4"
	G10128	1	Machine Bushing, 1/2", 14 Gauge
	GB0258	1	Stepped Spacer, 7/8"
	G10228	1	Lock Washer, 1/2"
	G10102	1	Hex Nut, 1/2"-13
33	GA5114	1	Sprocket, 30 Tooth
34	G3310-224	2	Chain, No. 40, 224 Pitch Including Connector Link
	GR0912	-	Connector Link, No. 40
35	GA5109	1	Sprocket, 24 Tooth
	GA5105	1	Sprocket, 15 Tooth
	GA5106	1	Sprocket, 17 Tooth
	GA5112	1	Sprocket, 27 Tooth
	GA5108	-	Sprocket, 23 Tooth (From Transmission)
	GA5110	-	Sprocket, 25 Tooth (From Transmission)
	GA5111	-	Sprocket, 26 Tooth (From Transmission)
A	G1K269	-	Lock Clamp Kit (Items 8 And 9)

PTD081/PTD080/PTD077/PFA052/PTD016(SFP23/SFP22/PT6)

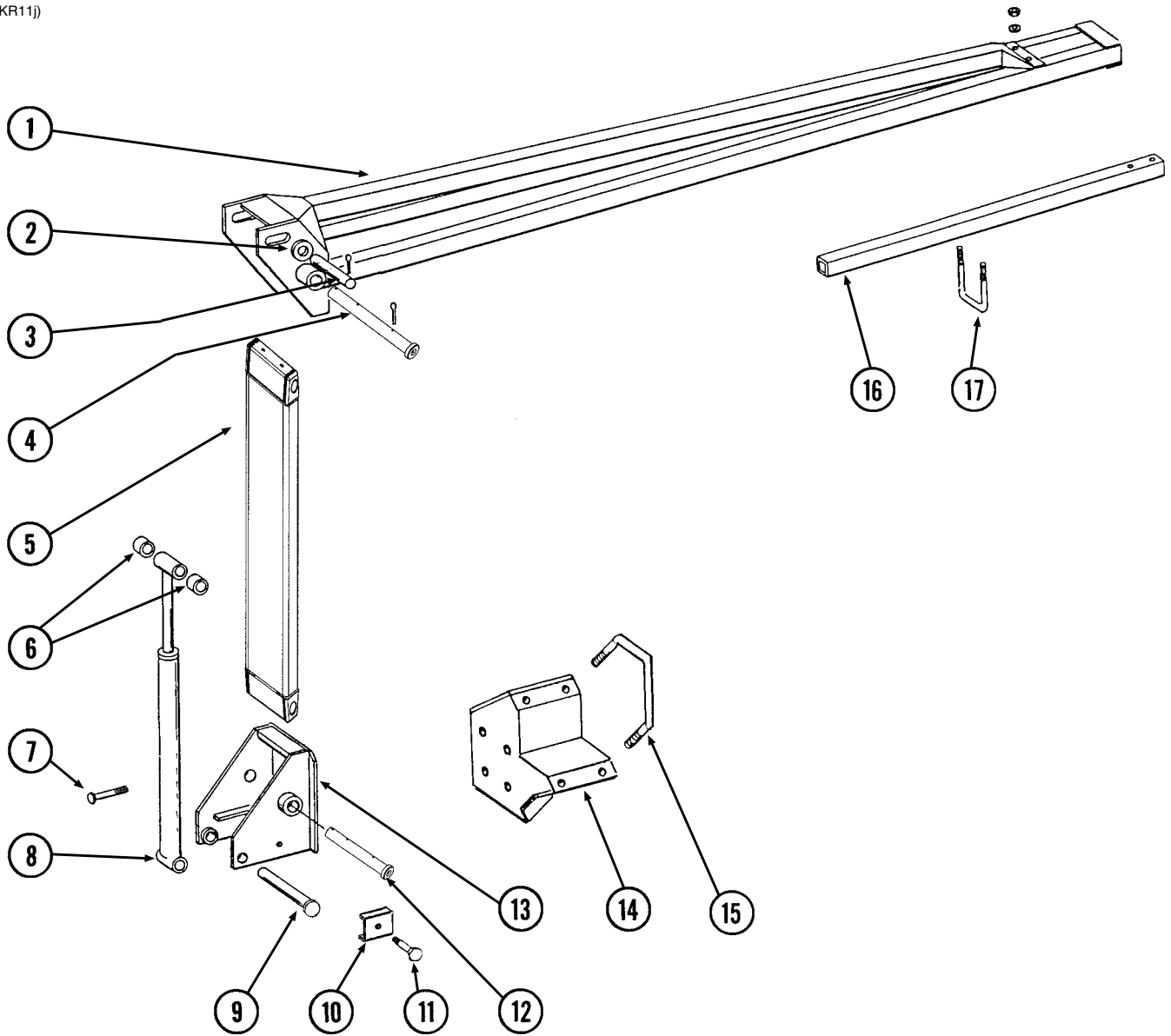


ITEM	PART NO.	QTY.	DESCRIPTION
1	G10602	3	Spring Pin, 1/4" x 1 1/2"
2	GD2548-58	2	Hex Shaft, 7/8" x 58", 12 Row 30" (1 Hole)
	GD2548-60	-	Hex Shaft, 7/8" x 60", 12 Row 36"/38" (1 Hole)
	GD2548-70	-	Hex Shaft, 7/8" x 70", 12 Row 38"/40" (1 Hole)
	GD2548-90	-	Hex Shaft, 7/8" x 90", 16 Row 30" (1 Hole)
3	G10303	18	Carriage Bolt, 5/16"-18 x 1"
	G10232	18	Lock Washer, 5/16"
	G10106	18	Hex Nut, 5/16"-18
4	G2100-03	8	Bearing, 7/8" Hex Bore, Spherical
5	G3400-01	12	Flangette
6	G10574	4	Carriage Bolt, 1/2"-13 x 1 1/4"
	G10228	4	Lock Washer, 1/2"
	G10102	4	Hex Nut, 1/2"-13
7	G10017	4	Hex Head Cap Screw, 1/2"-13 x 1 1/2"
	G11389	4	Flat Washer, 1/2" SAE
	G10228	4	Lock Washer, 1/2"
	G10102	4	Hex Nut, 1/2"-13
8	G10880	4	Hex Head Cap Screw, 1/4"-20 x 2 1/4"
	G10110	4	Lock Nut, 1/4"-20, Grade B
9	GD1114	2	U-Bolt, 7" x 7" x 5/8"-11
	G10230	4	Lock Washer, 5/8"
	G10104	4	Hex Nut, 5/8"-11
10	GA11075	1	Transfer Case
11	G10001	6	Hex Head Cap Screw, 3/8"-16 x 1"
	G10229	6	Lock Washer, 3/8"
	G10101	6	Hex Nut, 3/8"-16
12	GD16208	1	Bulkhead Bracket, 12 Row 30"
13	GD16246	1	Bulkhead Bracket, 12 Row 36"/38"/40" And 16 Row 30"
14	G10006	2	Hex Head Cap Screw, 5/8"-11 x 2 1/4"
	G10230	2	Lock Washer, 5/8"
	G10104	2	Hex Nut, 5/8"-11
15	GD10348	2	Top Shaft, 7/8" x 7 1/2"
16	G10581	2	Hex Head Cap Screw, 1/2"-13 x 2 1/4"
	G11389	12	Flat Washer, 1/2" SAE
	G10228	2	Lock Washer, 1/2"
	G10102	2	Hex Nut, 1/2"-13
17	GA5105	2	Sprocket, 15 Tooth
18	G10233	10	Machine Bushing, 1", 10 Gauge
19	GD10349	1	Bottom Shaft, 7/8" x 9 1/2" (Machines Without Point Row Clutches)
20	GA7154	3	Sprocket W/Bearing, 18 Tooth
21	GA8172	2	Safety Lockup W/Detent Pins, 20"
	G10536	-	Detent Pin, 1/2" x 2 1/2" Grip
22	GD10412	2	Lockup Mount
23	G10305	4	Carriage Bolt, 3/8"-16 x 1"
	G10229	4	Lock Washer, 3/8"
	G10101	4	Hex Nut, 3/8"-16
24	G3310-74	2	Chain, No. 40, 74 Pitch Including Connector Link
	GR0912	-	Connector Link, No. 40
25	GB0287	4	Coupler
26	GD0914-81	2	Hex Shaft, 7/8" x 81", 12 Row 30" (No Holes)
	GD0914-99	-	Hex Shaft, 7/8" x 99", 12 Row 36"/38" (No Holes)
	GD0914-111	-	Hex Shaft, 7/8" x 111", 12 Row 38"/40" And 16 Row 30" (No Holes)
27	GA7302	2	Spacer

ITEM	PART NO.	QTY.	DESCRIPTION
28	GA8002	2	U-Joint W/Grease Fitting, Female, 66 $\frac{3}{8}$ ", 12 Row 30"
	GA8045	-	U-Joint W/Grease Fitting, Female, 82 $\frac{1}{2}$ ", 12 Row 36"/38"/40" And 16 Row 30"
	GR1365	-	Yoke, $\frac{7}{8}$ " Hex
	GR1294	-	Cross And Bearing Kit
	GR1352	-	Inboard Yoke
	GR1300	-	Grease Fitting, 67.5°, Metric
	GR1301	-	Spring Pin, 8 mm x 50 mm
29	GA8001	2	U-Joint W/Grease Fitting, Male, 40 $\frac{13}{32}$ "
	GR1365	-	Yoke, $\frac{7}{8}$ " Hex
	GR1294	-	Cross And Bearing Kit
	GR1295	-	Inboard Yoke
	GR1300	-	Grease Fitting, 67.5°, Metric
	GR1301	-	Spring Pin, 8 mm x 50 mm
30	GD10521	1	Angle, L.H.
	GD10520	-	Angle, R.H.
31	GD10343	2	Mount
32	GD5212	2	Coupler, 1 $\frac{3}{4}$ ", 12 Row 30" And 16 Row 30"
	GD9378	-	Coupler, 12", 12 Row 36"/38"/40"
33	GA5114	-	Sprocket, 30 Tooth (Machines With Point Row Clutches)
34	GD1256	2	Spring
35	G10453	2	Cotter Pin, $\frac{3}{16}$ " x 1"
36	GA0378	1	Block And Hub Assembly
37	GD1255	2	L-Pin
38	GA5165	1	Sprocket, 30 Tooth
39	G10430	1	External Retaining Ring, 1 $\frac{1}{4}$ "
40.	G10131	8	Square Head Set Screw, $\frac{5}{16}$ "-18 x $\frac{3}{4}$ "
41	GD16205	1	Spacer
42	GD16209	2	Extension
A	GA9843	-	Ratchet/Sprocket Assembly (Items 34-39) (Shown)
	GA5164	-	Ratchet/Sprocket Assembly (Items 34-39)

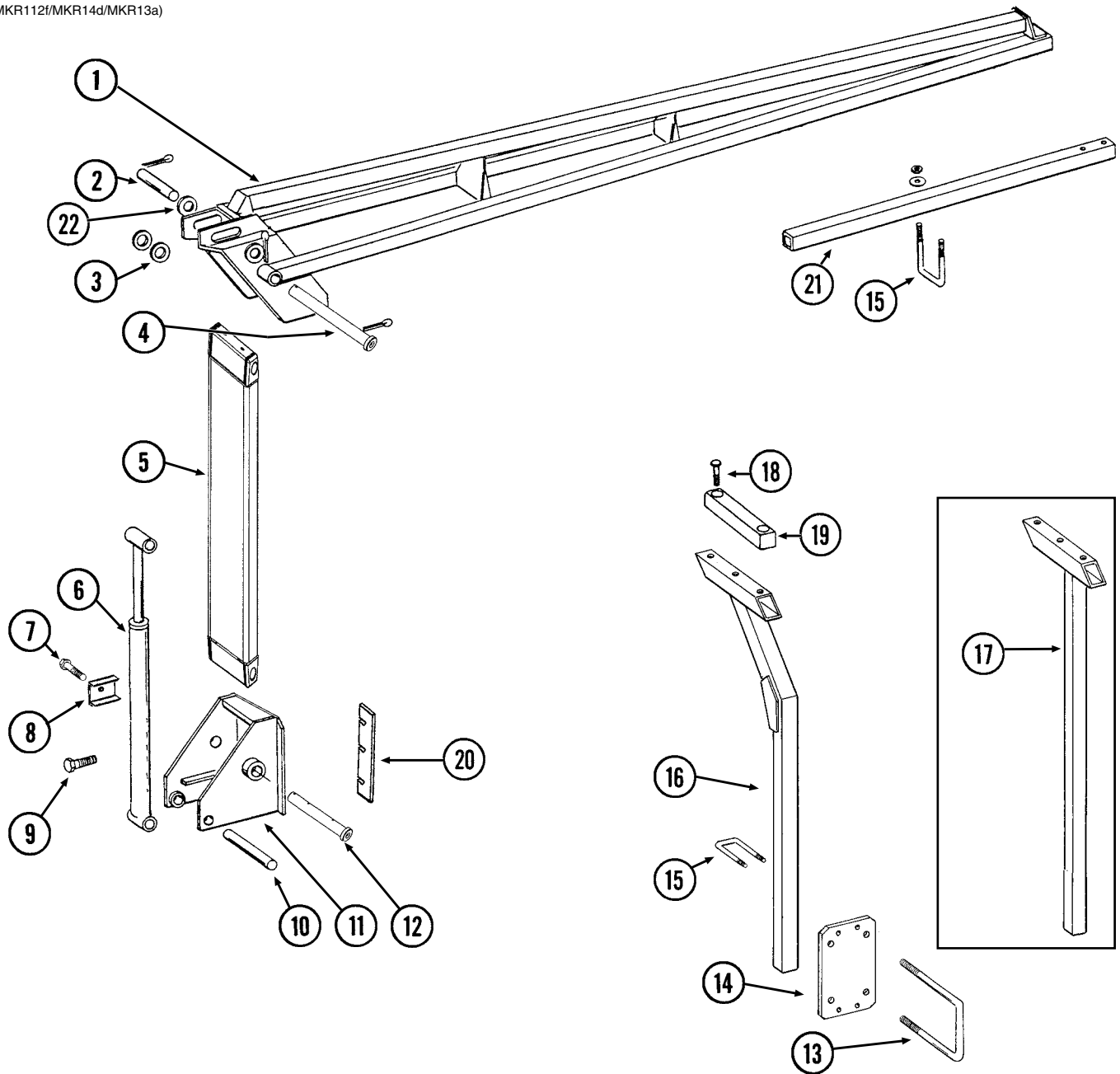
**This page left blank intentionally.**

(MKR11)



ITEM	PART NO.	QTY. (Per Assy.)	DESCRIPTION
1	GA4353 G10641	1 -	Arm W/Grease Fittings, Second Stage, 110", 12 Row 30" Grease Fitting, 1/8" NPT
2	G11396 G10159 G10322	- - -	Flat Washer, 1 1/4" SAE (As Required) Machine Bushing, 1 1/4", 10 Gauge (As Required) Machine Bushing, 1 1/4", 18 Gauge (As Required)
3	GD2161 G10460	1 2	Pin, 1 1/4" x 8 1/4" Cotter Pin, 1/4" x 2"
4	GA11766 G10640 G10460	- - -	Pin W/Grease Fitting, 1 1/4" x 1 13/16" Grease Fitting, 1/4"-28 Cotter Pin, 1/4" x 2"
5	GA11591	-	Arm, First Stage
6	GD0752-41	4	Sleeve, 1"
7	G10008 G11391 G10230 G10104	4 8 4 4	Hex Head Cap Screw, 5/8"-11 x 2" Flat Washer, 5/8" SAE Lock Washer, 5/8" Hex Nut, 5/8"-11
8	---	-	<a href="#">See "Row Marker (Cushion) Cylinder" on page P90</a>
9	GD15386 G10460	1 1	Pin, 1 1/4" x 7 5/8" Cotter Pin, 1/4" x 2"
10	GD5892	1	Hose Clamp, 5/8" x 1 1/2" x 1 1/2"
11	G10133 G10232 G10106	1 1 1	Hex Head Cap Screw, 5/16"-18 x 1 1/2" Lock Washer, 5/16" Hex Nut, 5/16"-18
12	GA11767 G10640 G10460	- - -	Pin W/Grease Fitting, 1 1/4" x 9 1/2" Grease Fitting, 1/4"-28 Cotter Pin, 1/4" x 2"
13	GA5130	1	Mount
14	GA7347	1	Mount
15	GD8175 G11391 G10230 G10104	2 4 4 4	U-Bolt, 7" x 7" (Diamond) x 5/8"-11 Flat Washer, 5/8" SAE Lock Washer, 5/8" Hex Nut, 5/8"-11
16	GD0453-07	1	Extension Tube, 45", 12 Row 30"
17	GD2721 G10228 G10102	1 2 2	U-Bolt, 2" x 2" x 1/2"-13 Lock Washer, 1/2" Hex Nut, 1/2"-13

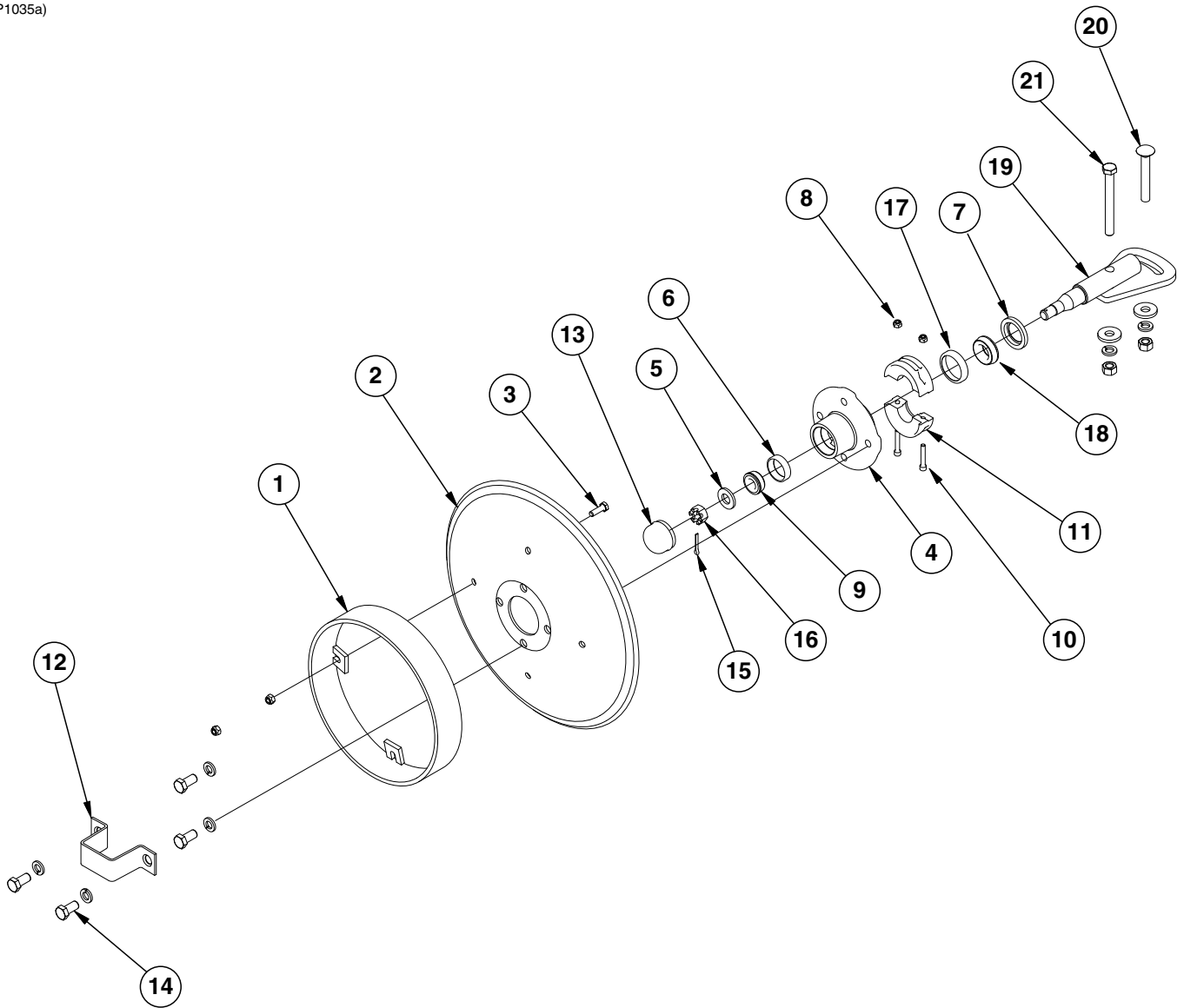
(MKR112f/MKR14d/MKR13a)





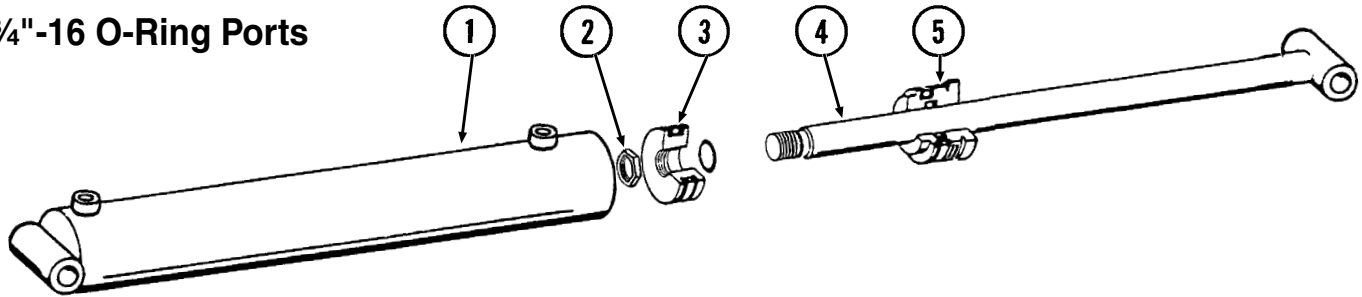
ITEM	PART NO.	QTY. (Per Assy.)	DESCRIPTION
1	GA7116 GA7118	1 -	Arm, Second Stage, 138 $\frac{1}{4}$ ", 12 Row 36"/38"/40" Arm, Second Stage, 172 $\frac{1}{4}$ ", 16 Row 30"
2	GD1701 G10460	1 2	Pin, 1 $\frac{1}{4}$ " x 6 $\frac{1}{2}$ " Cotter Pin, $\frac{1}{4}$ " x 2"
3	G10322 G10159	4 -	Machine Bushing, 1 $\frac{1}{4}$ ", 18 Gauge Machine Bushing, 1 $\frac{1}{4}$ ", 10 Gauge (As Required)
4	GA11768 G10640 G10460	- - -	Pin W/Grease Fitting, 1 $\frac{1}{4}$ " x 13" Grease Fitting, $\frac{1}{4}$ "-28 Cotter Pin, $\frac{1}{4}$ " x 2"
5	GA11596	-	Arm, First Stage
6	---	-	<a href="#">See "Row Marker (Cushion) Cylinder" on page P90</a>
7	G10133 G10232 G10106	1 1 1	Hex Head Cap Screw, $\frac{5}{16}$ "-18 x 1 $\frac{1}{2}$ " Lock Washer, $\frac{5}{16}$ " Hex Nut, $\frac{5}{16}$ "-18
8	GD5875	1	Hose Clamp, $\frac{9}{16}$ " x 2 $\frac{1}{2}$ " x 2"
9	G10008 G10230 G10104	4 4 4	Hex Head Cap Screw, $\frac{5}{8}$ "-11 x 2" Lock Washer, $\frac{5}{8}$ " Hex Nut, $\frac{5}{8}$ "-11
10	GD0652 G10460	1 2	Pin, 1 $\frac{1}{4}$ " x 9 $\frac{1}{2}$ " Cotter Pin, $\frac{1}{4}$ " x 2"
11	GA7415	1	Mount
12	GA11769 G10640 G10049 G10108	- - - -	Pin W/Grease Fitting, 1 $\frac{1}{4}$ " x 11 $\frac{1}{2}$ " Grease Fitting, $\frac{1}{4}$ "-28 Hex Head Cap Screw, $\frac{3}{8}$ "-16 x 2 $\frac{1}{2}$ " Lock Nut, $\frac{3}{8}$ "-16
13	GD1114 G10230 G10104	2 4 4	U-Bolt, 7" x 7" x $\frac{5}{8}$ "-11 Lock Washer, $\frac{5}{8}$ " Hex Nut, $\frac{5}{8}$ "-11
14	GD10577	1	Plate, 7" x 11 $\frac{1}{2}$ "
15	GD2721 G10228 G10102	3 6 6	U-Bolt, 2" x 2" x $\frac{1}{2}$ "-13 Lock Washer, $\frac{1}{2}$ " Hex Nut, $\frac{1}{2}$ "-13
16	GA7354	-	Stand, R.H.
17	GA7353	1	Stand, L.H.
18	G10017 G10228 G10102	2 2 2	Hex Head Cap Screw, $\frac{1}{2}$ "-13 x 1 $\frac{1}{2}$ " Lock Washer, $\frac{1}{2}$ " Hex Nut, $\frac{1}{2}$ "-13
19	GA9088	1	Molded Stop, 12 $\frac{1}{4}$ " Long
20	GD15723	-	Shim, 2" x 15", 16 Gauge (As Required)
21	GD0453-10 GD0453-09 GD0453-03	- 1 -	Extension Tube, 73", 12 Row 36"/38" Extension Tube, 75", 12 Row 38"/40" Extension Tube, 50", 16 Row 30"
22	G11396 G10322	2 2	Flat Washer, 1 $\frac{1}{4}$ " SAE Machine Bushing, 1 $\frac{1}{4}$ ", 18 Gauge

(IP1035a)



ITEM	PART NO.	QTY. (Per Assy.)	DESCRIPTION
1	GA5853	1	Depth Band
2	GD0746	1	Disc Blade, Solid, 16" (Shown)
	GD10283	-	Disc Blade, Notched, 16" (Optional)
3	G10019	4	Hex Head Cap Screw, 5/16"-18 x 1"
	G10109	4	Lock Nut, 5/16"-18, Grade 8
4	GA0167	1	Hub W/Cups, 4 Bolt (Includes Items 6 and 17)
5	G11391	1	Flat Washer, 5/8" SAE
6	GR0151	1	Outer Cup
7	GD21540	1	Grease Seal
8	G10110	2	Lock Nut, 1/4"-20, Grade B
9	GA0257	1	Bearing
10	G11418	2	Hex Socket Head Cap Screw, 1/4"-20 x 1 1/2"
11	GB0554	2	Hub Shield
12	GD2597	1	Retainer
13	GD0840	1	Dust Cap
14	G10722	4	Hex Head Cap Screw, 1/2"-20 x 1"
	G10228	4	Lock Washer, 1/2"
15	G10544	1	Cotter Pin, 5/32" x 1"
16	G10725	1	Slotted Hex Nut, 5/8"-18
17	GR0150	1	Inner Cup
18	GA0245	1	Bearing
19	GA15151	1	Spindle
20	G10844	1	Carriage Bolt, 1/2"-13 x 3 1/2"
	G10168	1	Machine Bushing, 1/2", 7 Gauge
	G10228	1	Lock Washer, 1/2"
	G10102	1	Hex Nut, 1/2"-13
21	G10045	1	Hex Head Cap Screw, 1/2"-13 x 4 1/2"
	G10168	2	Machine Bushing, 1/2", 7 Gauge
	G10228	2	Lock Washer, 1/2"
	G10102	2	Hex Nut, 1/2"-13
A	GA13719	-	Hub And Spindle Assembly, (Items 4-7, 9, and 12-19)

(CYL16a)

**3/4"-16 O-Ring Ports**

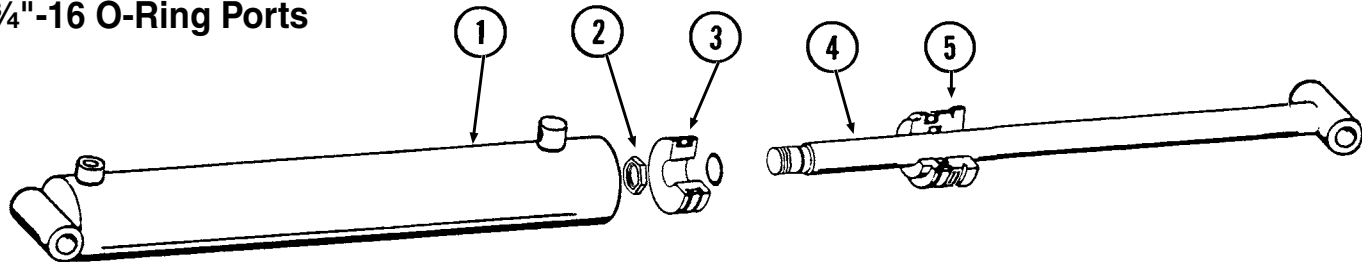
ITEM	PART NO.	QTY.	DESCRIPTION
1	A9535	1	Barrel (Non-Stock Item)
2	GD27235	1	Nylon Lock Nut, 1"-14, Grade 8
3	GD12691	1	Piston
4	GA9033	1	Rod Assembly
5	GD12548	1	Gland
A	GA9036	-	Cylinder Complete, 3 1/2" x 20" (Part Number Stamped On Barrel)
B	GR1553	-	Seal Kit, Includes: (2) O-Rings, (1) BU Ring, (1) U-Cup, (1) Wiper, (1) T-Seal

---

**Wing Fold Cylinder, 12 Row 36"/38"/40" and 16 Row 30"**

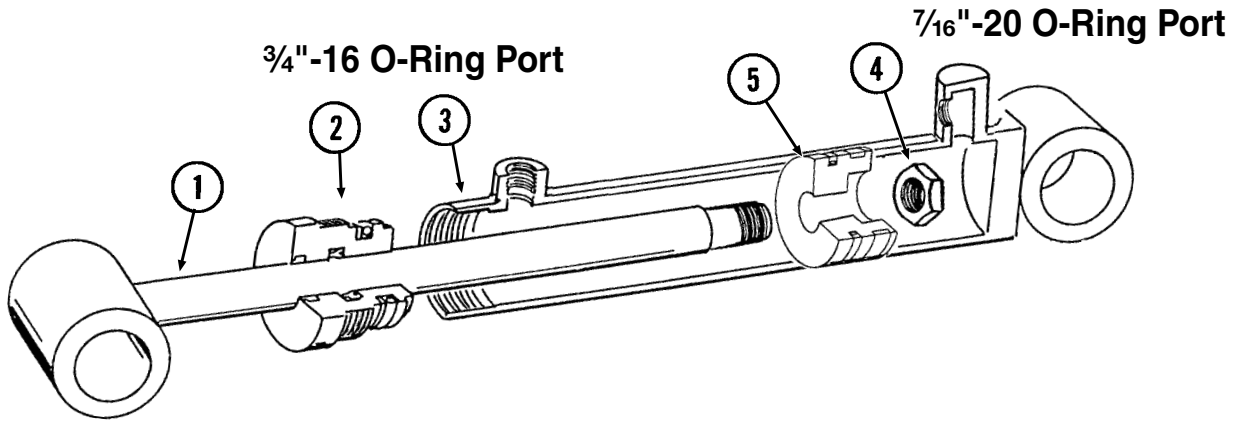

---

(CYL16b)

**3/4"-16 O-Ring Ports**

ITEM	PART NO.	QTY.	DESCRIPTION
1	A9059	1	Barrel (Non-Stock Item)
2	GD27237	1	Nylon Lock Nut, 1 1/4"-12, Grade 8
3	GD12660	1	Piston
4	GA9057	1	Rod Assembly
5	GD12659	1	Gland
A	GA9060	-	Cylinder Complete, 4" x 20" (Part Number Stamped On Barrel)
B	GR1554	-	Seal Kit, Includes: (2) O-Rings, (1) BU Ring, (1) U-Cup, (1) Wiper, (1) T-Seal

(CYL32f)

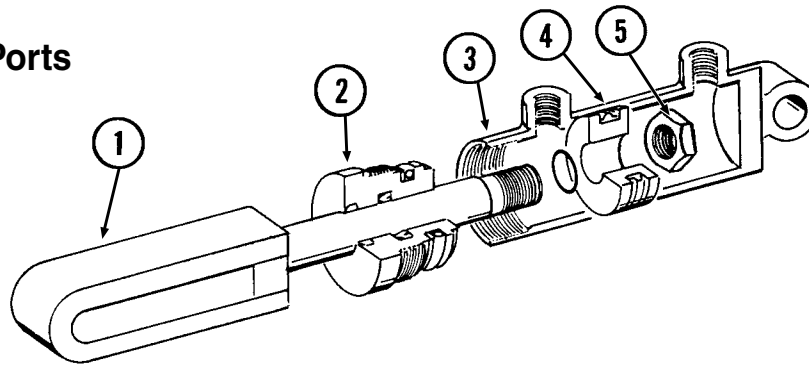


ITEM	PART NO.	QTY.	DESCRIPTION
1	GA8871	1	Rod Assembly
2	GD10207	1	Gland
3	A7524	1	Barrel ( <b>Non-Stock Item</b> )
4	GD27234	1	Nylon Lock Nut, 7/8"-14, Grade 8
5	GD11983	1	Piston
A	GA8895	-	Cylinder Complete, 2 1/2" x 20 1/16" (Part Number Stamped On Barrel)
B	GR1521	-	Seal Kit, Includes: (1) T-Seal, (2) O-Rings, (1) BU Ring, (1) U-Cup, (1) Wiper, (1) Cast Iron Ring

Wing Down Flex Cylinder

(CYL31b)

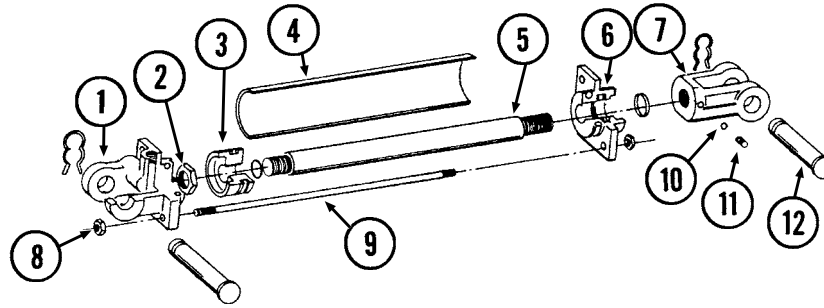
3/4"-16 O-Ring Ports



ITEM	PART NO.	QTY.	DESCRIPTION
1	GA9052	1	Rod Assembly
2	GD12659	1	Gland
3	A9054	1	Barrel ( <b>Non-Stock Item</b> )
4	GD12660	1	Piston
5	GD27237	1	Nylon Lock Nut, 1 1/4"-12, Grade 8
A	GA9055	-	Cylinder Complete, 4" x 3 1/2" (Part Number Stamped On Barrel)
B	GR1554	-	Seal Kit, Includes: (2) O-Rings, (1) BU Ring, (1) U-Cup, (1) Wiper, (1) T-Seal

(CYL22c)

1/2" NPT Ports

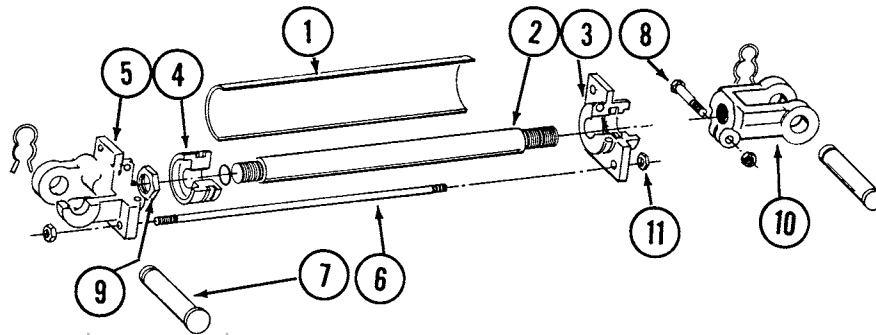


ITEM	PART NO.	QTY.	DESCRIPTION
1	GR1027	1	Clevis
2	GR0663	1	Hex Lock Nut, 1"-14 UNS
3	GR1026	1	Piston
4	R1023	1	Barrel <b>(Non-Stock Item)</b>
5	GR0709	1	Shaft
6	GR1025	1	Gland
7	GR0714	1	Clevis
8	GR0181	8	Hex Nut, 1/2"-13
9	GR1024	4	Tie Rod
10	GR0716	1	Nylon Ball
11	G10072	1	Hex Socket Set Screw, 3/8"-16 x 3/8"
12	GR0717	2	Pin W/Clip
	GR0193	-	Hair Pin Clip
A	GA5482A	-	Cylinder Complete W/Pins And Clips, 3 1/2" x 8"
B	GR1028	-	Seal Kit, Includes: (1) Wiper, (4) BU Rings, (4) O-Rings, (1) U-Cup

**IDENTIFICATION NOTE:** "Energy" cast in clevis.

(CYL23)

1/2" NPT Ports

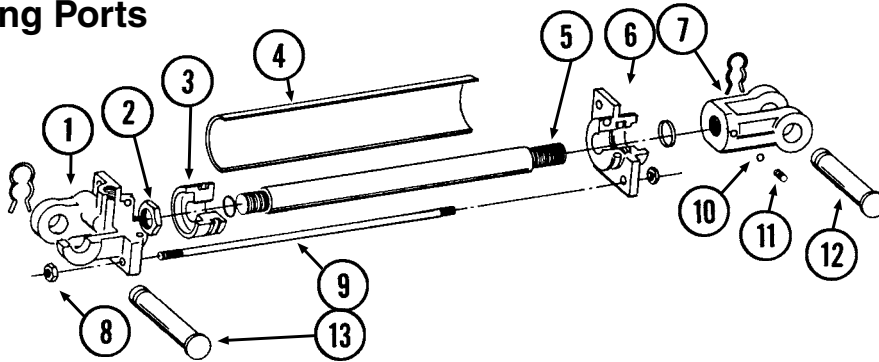


ITEM	PART NO.	QTY.	DESCRIPTION
1	R1274	1	Barrel (Non-Stock Item)
2	GR1273	1	Shaft
3	GR1271	1	Gland
4	GR1272	1	Piston
5	GR1270	1	Clevis
6	GR1024	4	Tie Rod
7	GR0717	2	Pin W/Clip
	GR0193	-	Hair Pin Clip
8	G10047	1	Hex Head Cap Screw, 3/8"-16 x 1 3/4"
	G10101	1	Hex Nut, 3/8"-16
9	GR1278	1	Special Nut, 1"-14 UNS
10	GR1276	1	Clevis
11	GR0181	8	Hex Nut, 1/2"-13
A	GA5482B	-	Cylinder Complete W/Pins And Clips, 3 1/2" x 8"
B	GR1279	-	Seal Kit, Includes: (3) BU Seals, (5) O-Rings, (1) C/R Seal

**IDENTIFICATION NOTE:** Decal on barrel identifies "Lion Hydraulics".

(CYL22c)

3/4"-16 O-Ring Ports



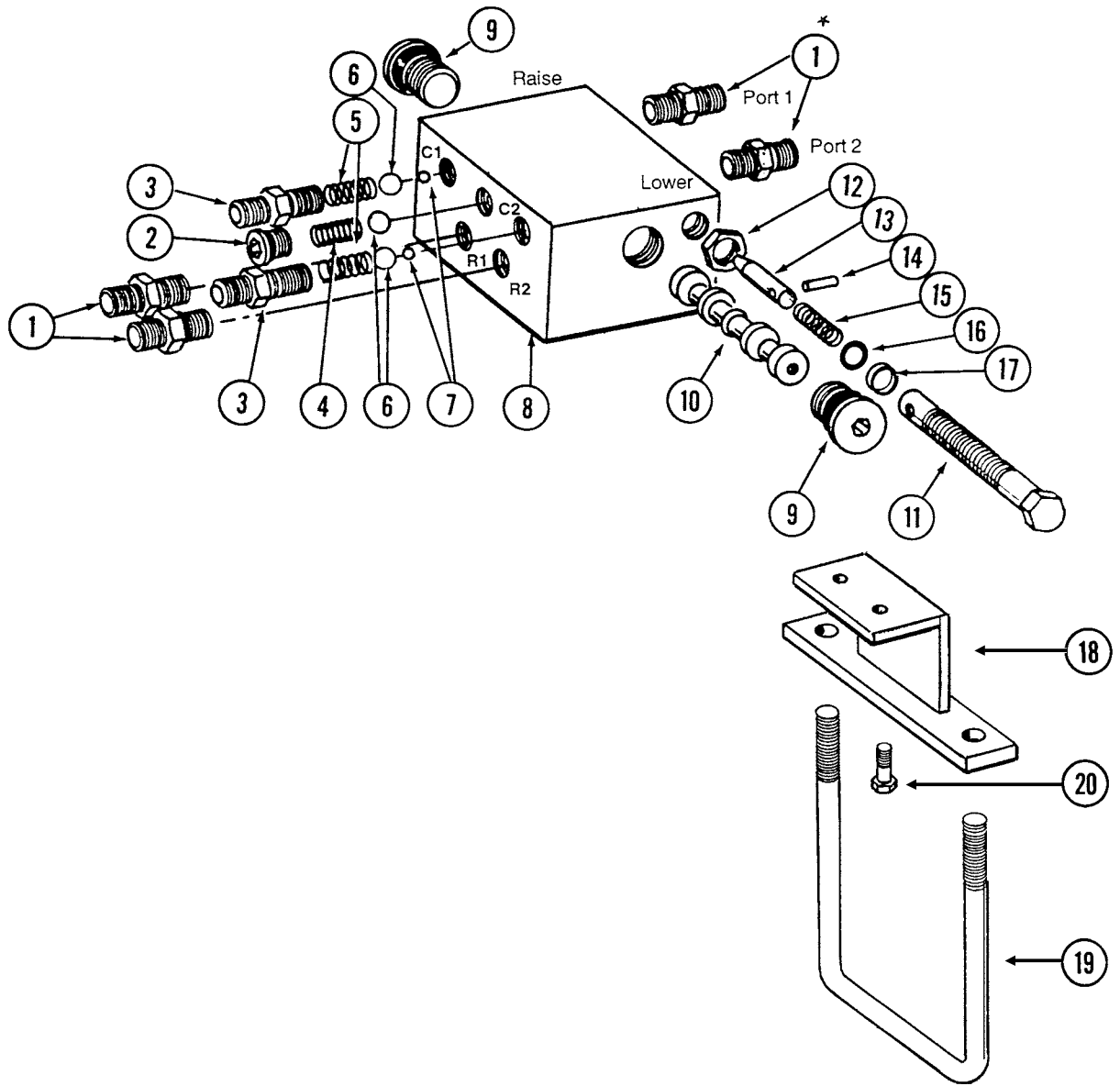
ITEM	PART NO.	QTY.	DESCRIPTION
1	GR1511	1	Clevis
2	GD27236	1	Nylon Lock Nut, 1 1/8"-12, Grade 8
3	GR1512	1	Piston
4	R1510	-	Barrel <b>(Non-Stock Item)</b>
5	GR1508	1	Shaft
6	GR1509	1	Gland
7	GR1507	1	Clevis
8	G10102	8	Hex Nut, 1/2"-13
9	GR1506	4	Tie Rod
10	GR0716	1	Nylon Ball
11	G10072	1	Hex Socket Set Screw, 3/8"-16 x 3/8"
12	GR1504	1	Pin W/Clip
	GR0193	-	Hair Pin Clip
13	GR0717	1	Pin W/Clip
	GR0193	-	Hair Pin Clip
A	GA5482C	-	Cylinder Complete W/Pins And Clips, 3 1/2" x 8"
B	GR1505	-	Seal Kit, Includes: (1) Wiper, (2) BU Rings, (3) O-Rings, (1) U-Cup, (1) Seal

**IDENTIFICATION NOTE:** "Energy" and date-code "3899" (week 38/year 1999 or later) cast in barrel.



**This page left blank intentionally.**

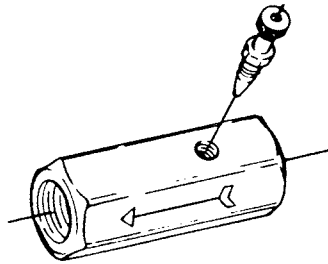
(PT9a/SFP7)



ITEM	PART NO.	QTY.	DESCRIPTION
1	*G6400-06 GR1045	4 -	Connector W/O-Ring, 9/16"-18 Male JIC To O-Ring O-Ring
2	GR1034 GR1035	1 -	Hex Socket Plug W/O-Ring O-Ring
3	GR1032 GR1045	2 -	Port Adapter W/O-Ring O-Ring
4	GR1033	1	Detent Spring
5	GR1036	2	Spring
6	GR1044	3	7/16" Check Ball
7	GR1043	2	1/4" Steel Ball
8	---	-	Valve Body <b>(Non-Stock Item)</b>
9	GR1047 GR1037	2 -	Hex Socket Plug W/O-Ring O-Ring
10	---	-	Spool <b>(Non-Stock Item)</b>
11	GR1042	2	Adjustment Screw
12	GR1048	2	Hex Jam Nut, 1/2"-20
13	GR1038	2	Needle
14	GR1039	2	Spring Pin
15	GR1046	2	Compression Spring
16	GR1040	2	O-Ring
17	GR1041	2	Teflon BU Ring
18	GA7341	1	Mount
19	GD7145	1	U-Bolt, 7" x 7" x 1/2"-13
	G10228	2	Lock Washer, 1/2"
	G10102	2	Hex Nut, 1/2"-13
20	G10001	2	Hex Head Cap Screw, 3/8"-16 x 1"
	G10229	2	Lock Washer, 3/8"
A	GA5552	-	Valve Assembly Complete (Items 1-17)
B	GA5572	-	Flow Control Portion Only (Items 11-17)

\*Not used on sizes with 3/8" hoses.

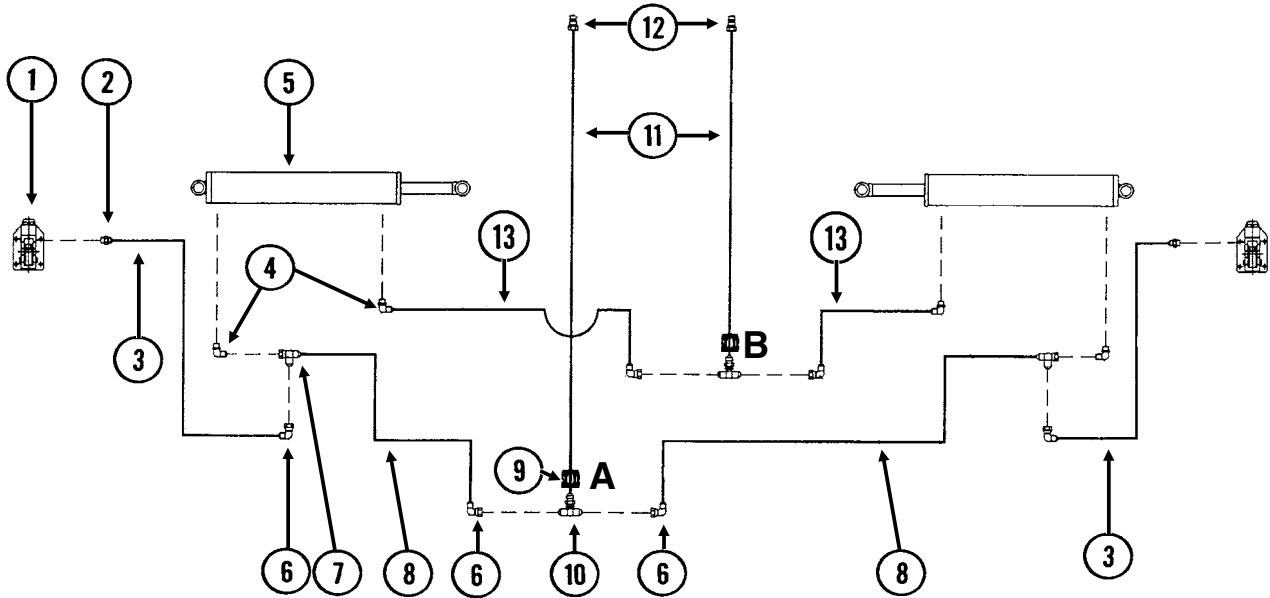
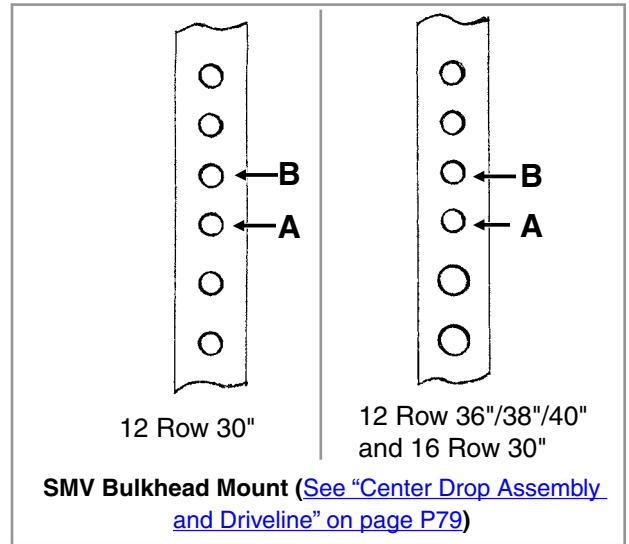
(MT2)



ITEM	PART NO.	QTY.	DESCRIPTION
A	GA0270	-	Flow Control Valve W/Needle Valve ("Parker" Stamped On Valve Body)

**This page left blank intentionally.**

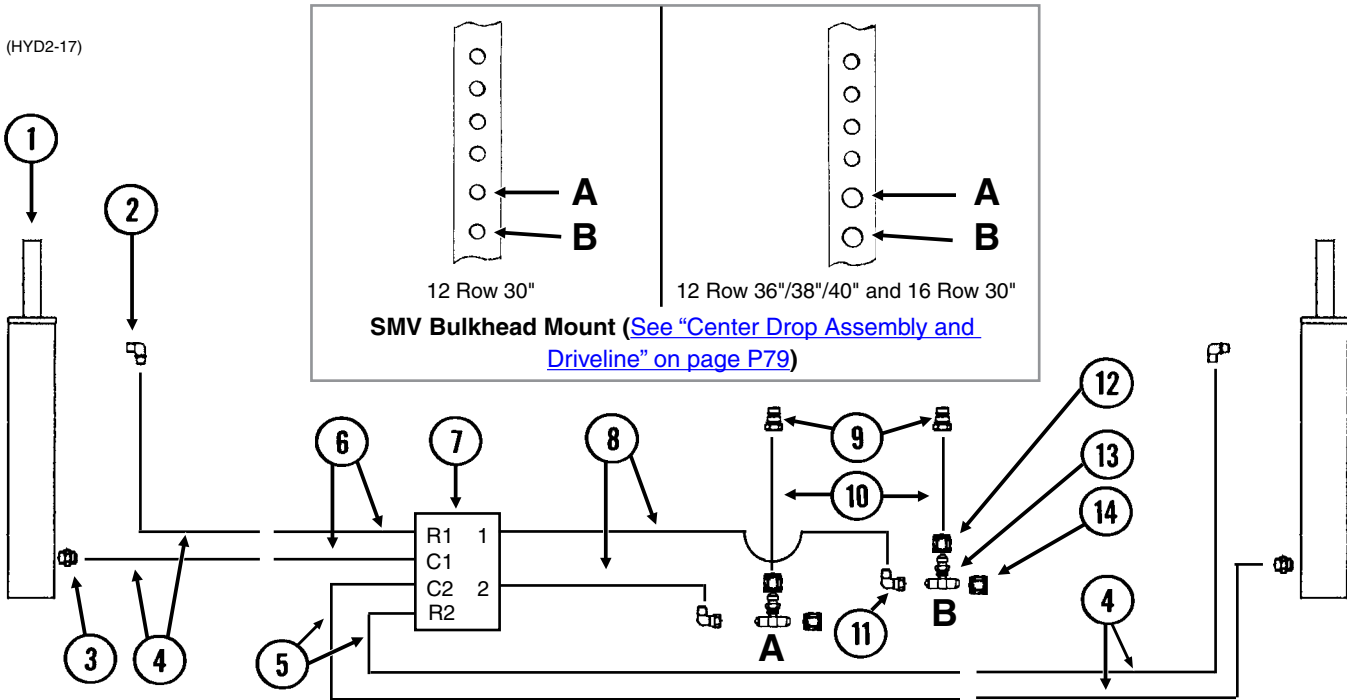
(HYD1/HYD2/HYD16)



ITEM	PART NO.	QTY.	DESCRIPTION
1	---	-	Hydraulic Latch, <a href="#">See "Wing Assembly" on page P53</a>
2	G6400-06-04 GR1465	2 -	Connector W/O-Ring, 1/16"-18 Male JIC To 7/16"-20 O-Ring O-Ring
3	*A1188 *A1103	2 -	Hose Assembly, 1/4" x 66", 12 Row 30" Hose Assembly, 1/4" x 110", 12 Row 36"/38"/40" And 16 Row 30"
4	G6801-06-08 GR1037 G6400-06-08 GR1037	2-4 - 2 -	Elbow W/O-Ring, 90°, 1/16"-18 Male JIC To 3/4"-16 O-Ring O-Ring Connector W/O-Ring, 1/16"-18 Male JIC To 3/4"-16 O-Ring O-Ring
5	---	-	<a href="#">See "Wing Fold Cylinder, 12 Row 30" on page P89</a> or <a href="#">See "Wing Fold Cylinder, 12 Row 36"/38"/40" and 16 Row 30" on page P89</a>
6	G6500-06	6	Swivel Elbow, 90°, 1/16"-18 Male JIC To Female
7	G6602-06	2	Swivel Tee, 1/16"-18 JIC
8	*A1113 *A1170	4 -	Hose Assembly, 1/4" x 80", 12 Row 30" Hose Assembly, 1/4" x 90", 12 Row 36"/38"/40" And 16 Row 30"
9	G306-06	2	Lock Nut, 1/16"-18
10	G2703-06	2	Bulkhead Tee, 1/16"-18 Male JIC
11	*A1198	2	Hose Assembly, 1/4" x 60"
12	GD4086	2	ISO Coupler
13	*A1113 *A1102	2 -	Hose Assembly, 1/4" x 80", 12 Row 30" Hose Assembly, 1/4" x 95", 12 Row 36"/38"/40" And 16 Row 30"

\* Hydraulic hose is not stocked by Kinze Repair Parts, but can be made available on a special order basis. Call for quote.

(HYD2-17)

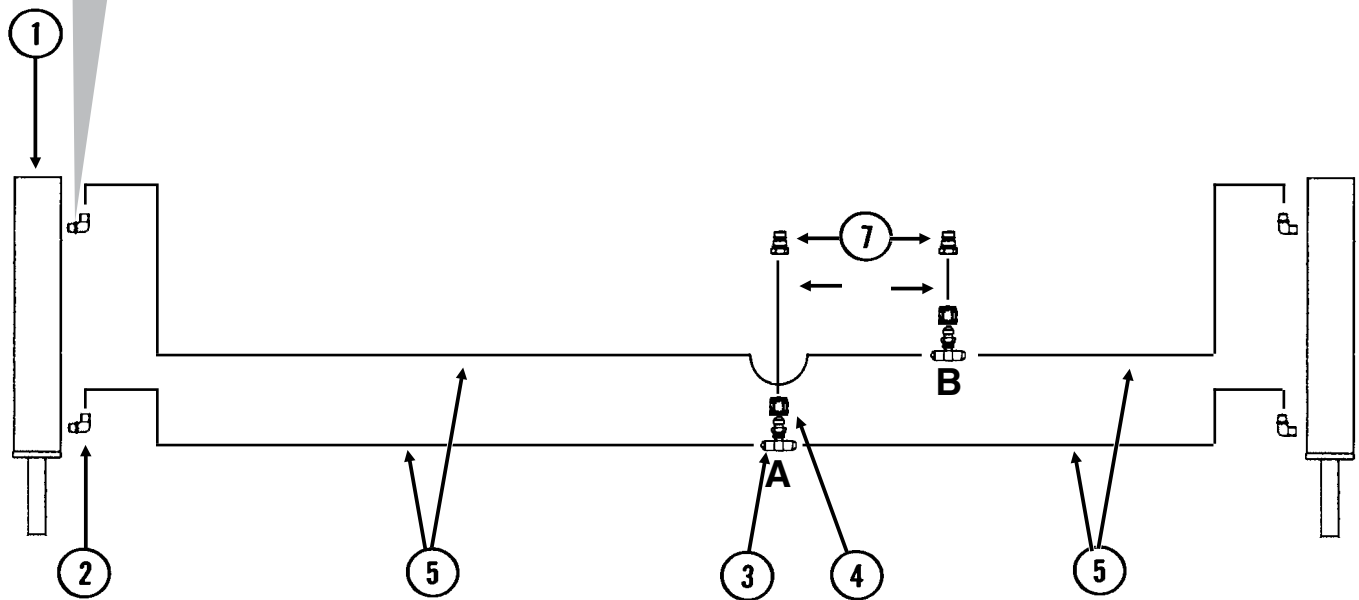
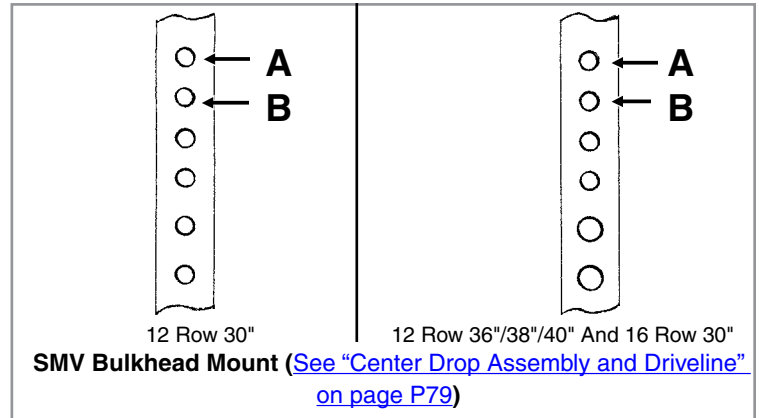
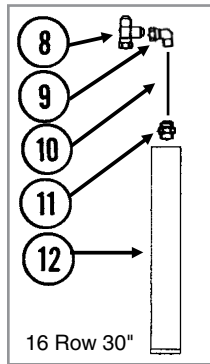


ITEM	PART NO.	QTY.	DESCRIPTION
1	---	-	<a href="#">See "Row Marker (Cushion) Cylinder" on page P90</a>
2	G6801-06-08 G6801-08 GR1037	2 - -	Elbow W/O-Ring, 90°, 1/16"-18 Male JIC To 3/4"-16 O-Ring, 12 Row 30" Elbow W/O-Ring, 90°, 3/4"-16 Male JIC To O-Ring, 12 Row 36"/38"/40" and 16 Row 30" O-Ring
3	G6400-06-04 G6400-08-04 GR1465	- - -	Connector W/O-Ring, 1/16"-18 Male JIC To 7/16"-20 O-Ring, 12 Row 30" Connector W/O-Ring, 3/4"-16 Male JIC To 7/16"-20 O-Ring, 12 Row 36"/38"/40" and 16 Row 30" O-Ring
4	*A1176 *A1072	4 -	Hose Assembly, 1/4" x 48", 12 Row 30" Hose Assembly, 3/8" x 48", 12 Row 36"/38"/40" And 16 Row 30"
5	*A1118 *A3200 *A3192	2 - -	Hose Assembly, 1/4" x 295", 12 Row 30" Hose Assembly, 3/8" x 354", 12 Row 36"/38" Hose Assembly, 3/8" x 370", 12 Row 38"/40" And 16 Row 30"
6	*A1109 *A3201 *A3191	2 - -	Hose Assembly, 1/4" x 145", 12 Row 30" Hose Assembly, 3/8" x 176", 12 Row 36"/38" Hose Assembly, 3/8" x 192", 12 Row 38"/40" And 16 Row 30"
7	---	-	<a href="#">See "Row Marker Sequencing/Flow Control Valve and Mount" on page P95</a>
8	*A1150 *A3274	2 -	Hose Assembly, 1/4" x 103", 12 Row 30" Hose Assembly, 3/8" x 116", 12 Row 36"/38"/40" and 16 Row 30"
9	GD4086	2	ISO Coupler
10	*A1198 *A1047	2 -	Hose Assembly, 1/4" x 60", 12 Row 30" Hose Assembly, 3/8" x 60", 12 Row 36"/38"/40" And 16 Row 30"
11	G6500-06 G6500-08	2 -	Swivel Elbow, 90°, 1/16"-18 Male JIC To Female, 12 Row 30" Swivel Elbow, 90°, 3/4"-16 Male JIC To Female, 12 Row 36"/38"/40" And 16 Row 30"
12	G306-06 G306-08	2 -	Lock Nut, 1/16"-18, 12 Row 30" Lock Nut, 3/4"-16, 12 Row 36"/38"/40" And 16 Row 30"
13	G2703-06 G2703-08	2 -	Bulkhead Tee, 1/16"-18 Male JIC, 12 Row 30" Bulkhead Tee, 3/4"-16 Male JIC, 12 Row 36"/38"/40" And 16 Row 30"
14	G304-C-06 G304-C-08	2 -	Cap Nut, 1/16"-18, 12 Row 30" Cap Nut, 3/4"-16, 12 Row 36"/38"/40" And 16 Row 30"

\* Hydraulic hose is not stocked by Kinze Repair Parts, but can be made available on a special order basis. Call for quote.



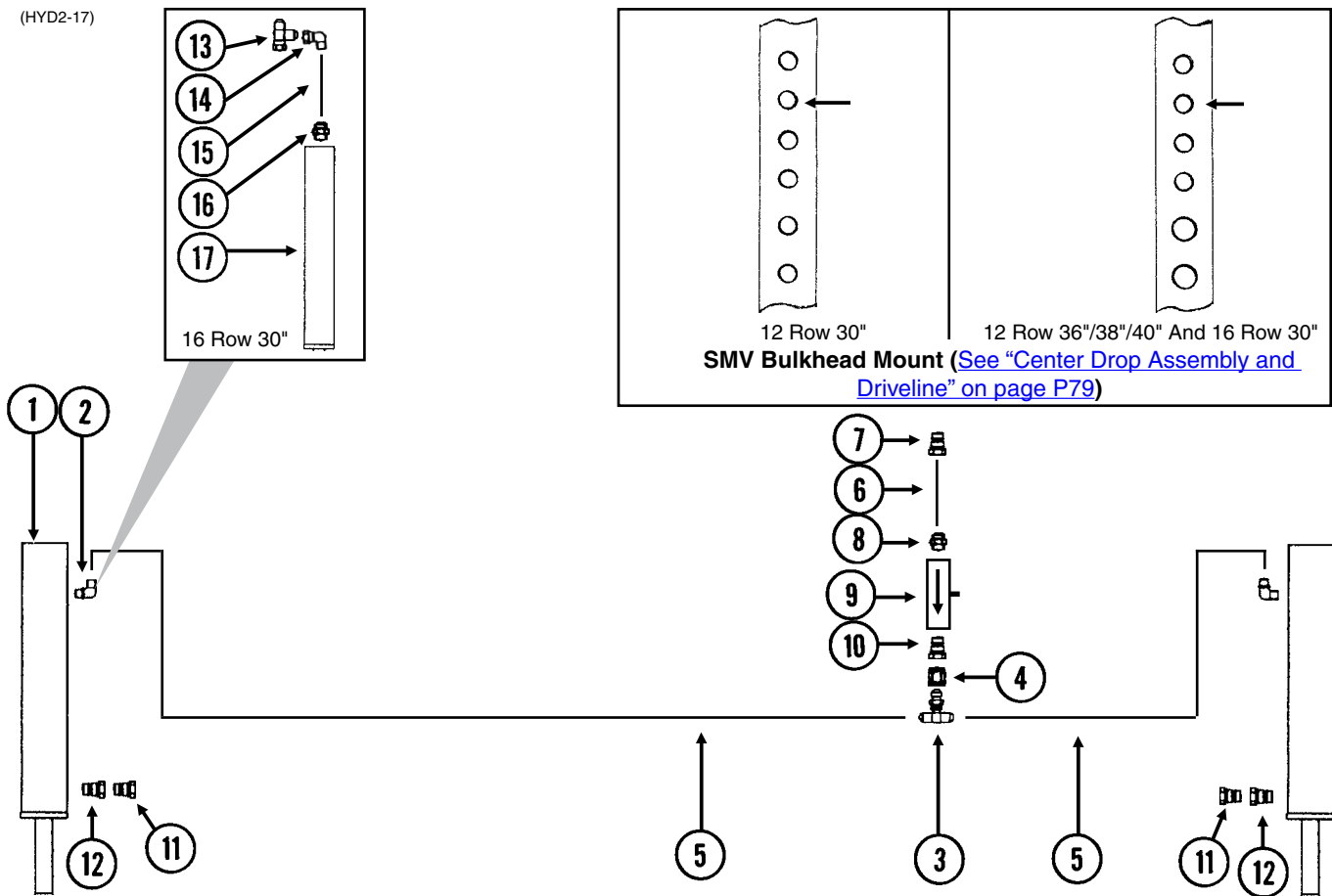
(HYD2-17)



ITEM	PART NO.	QTY.	DESCRIPTION
1	---	-	<a href="#">See "Dual Lift Assist Cylinder" on page P92</a>
2	G2501-06-08 G6801-06-08 GR1037	4 - -	Elbow, 90°, 1/16"-18 Male JIC To 1/2" NPT Elbow W/O-Ring, 90°, 1/16"-18 Male JIC To 3/4"-16 O-Ring O-Ring
3	G2703-06	2	Bulkhead Tee, 1/16"-18 Male JIC
4	G306-06	2	Lock Nut, 1/16"-18
5	*A1116	4	Hose Assembly, 1/4" x 136"
6	*A1198	2	Hose Assembly, 1/4" x 60"
7	GD4086	2	ISO Coupler
8	G6602-06	1	Swivel Tee, 1/16"-18 JIC
9	G6500-06	1	Swivel Elbow, 90°, 1/16"-18 Male JIC To Female
10	*A1140	1	Hose Assembly, 1/4" x 52"
11	G6400-06-08 GR1037	1 -	Connector W/O-Ring, 1/16"-18 Male JIC To 3/4"-16 O-Ring O-Ring
12	---	-	Accumulator, <a href="#">See "Dual Lift Assist Wheels" on page P63</a>

\* Hydraulic hose is not stocked by Kinze Repair Parts, but can be made available on a special order basis. Call for quote.

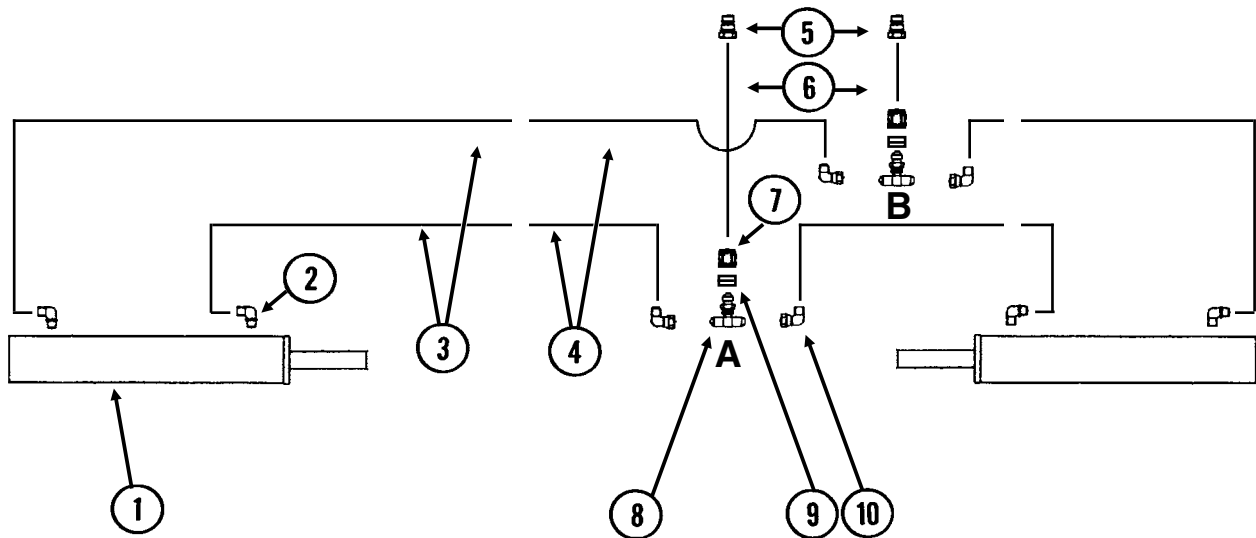
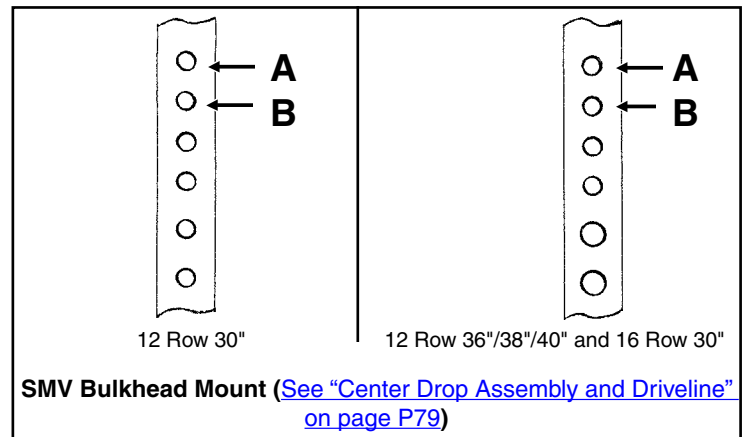
(HYD2-17)



ITEM	PART NO.	QTY.	DESCRIPTION
1	---	-	<a href="#">See "Dual Lift Assist Cylinder" on page P92</a>
2	G2501-06-08	2	Elbow, 90°, 1/16"-18 Male JIC To 1/2" NPT
	G6801-06-08	-	Elbow W/O-Ring, 90°, 1/16"-18 Male JIC To 3/4"-16 O-Ring
	GR1037	-	O-Ring
3	G2703-06	1	Bulkhead Tee, 1/16"-18 Male JIC
4	G306-06	1	Lock Nut, 1/16"-18
5	*A1116	2	Hose Assembly, 1/4" x 136"
6	*A1198	1	Hose Assembly, 1/4" x 60"
7	GD4086	1	ISO Coupler
8	G2404-06-06	1	Adapter, 1/16"-18 Male JIC To 3/8" NPT
9	---	-	<a href="#">See "Flow Control Vavle" on page P97</a>
10	G6505-06-06	1	Connector, 1/16"-18 Female JIC To 3/8" Male NPT
11	GA7861	2	Breather Plug, 1/2" NPT
12	G6405-08-08	2	Connector W/O-Ring, 1/2" Female NPT To 3/4"-16 Male O-Ring
	GR1037	-	O-Ring
13	G6602-06	1	Swivel Tee, 1/16"-18 JIC
14	G6500-06	1	Swivel Elbow, 90°, 1/16"-18 Male JIC To Female
15	*A1140	1	Hose Assembly, 1/4" x 52"
16	G6400-06-08	1	Connector W/O-Ring, 1/16"-18 Male JIC To 3/4"-16 O-Ring
	GR1037	-	O-Ring
17	---	-	Accumulator, <a href="#">See "Dual Lift Assist Wheels" on page P63</a>

\* Hydraulic hose is not stocked by Kinze Repair Parts, but can be made available on a special order basis. Call for quote.

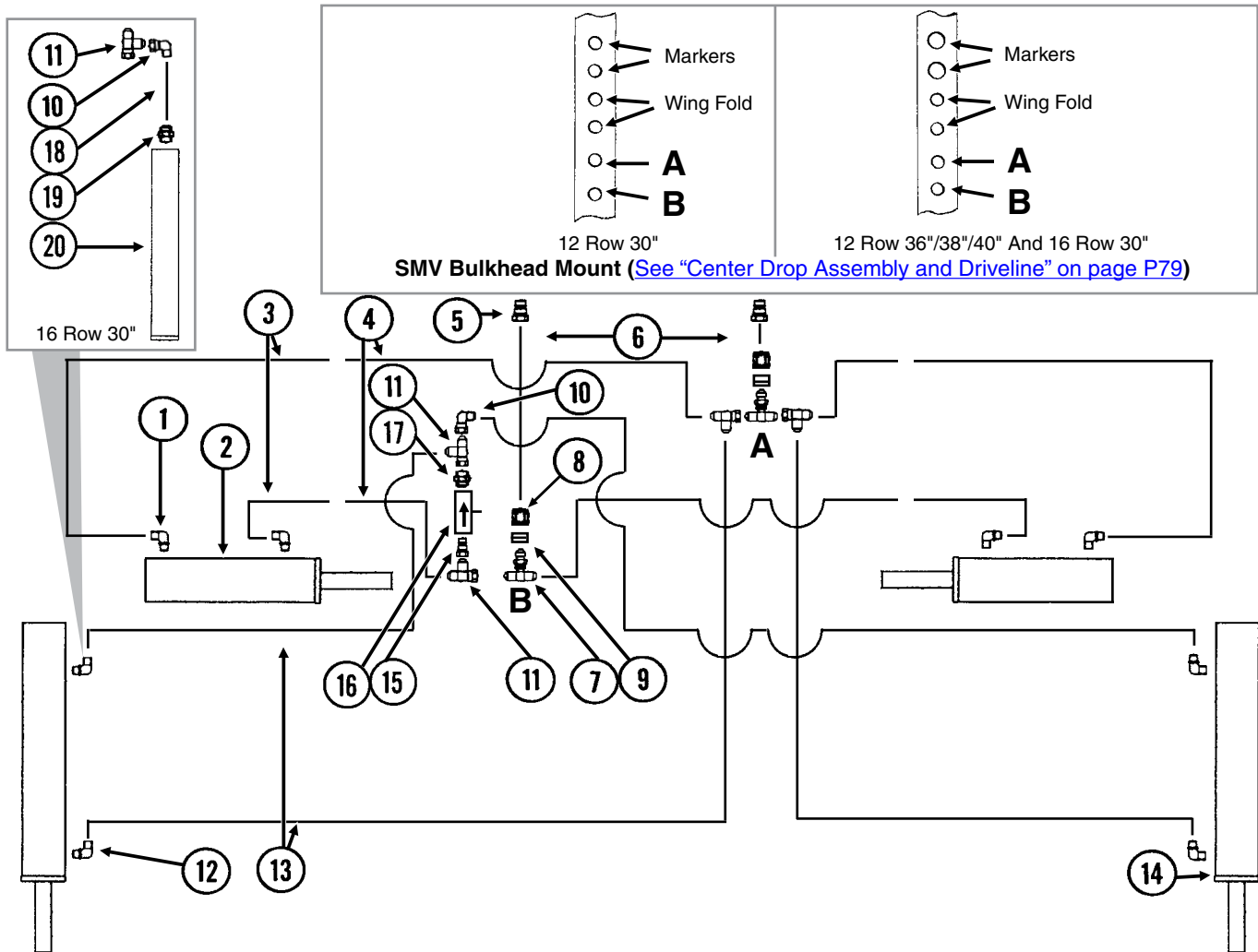
(HYD2-17)



ITEM	PART NO.	QTY.	DESCRIPTION
1	---	-	See "Wing Down Flex Cylinder Package" on page P55
2	G6801-06-08 GR1037	4 -	Elbow W/O-Ring, 90°, 1/16"-18 Male JIC To 3/4"-16 O-Ring O-Ring
3	*A7600	4	Hose Assembly, 1/4" x 260"
4	*A7601	4	Hose Assembly, 1/4" x 80", 12 Row 36"/38"/40" And 16 Row 30" Only
5	GD4086	2	ISO Coupler
6	*A1198	2	Hose Assembly, 1/4" x 60"
7	G306-06	2	Lock Nut, 1/16"-18
8	G2703-06	2	Bulkhead Tee, 1/16"-18 Male JIC
9	G10159	4	Machine Bushing, 1 1/4", 10 Gauge
10	G6500-06	4	Swivel Elbow, 90°, 1/16"-18 Male JIC To Female

\* Hydraulic hose is not stocked by Kinze Repair Parts, but can be made available on a special order basis. Call for quote.

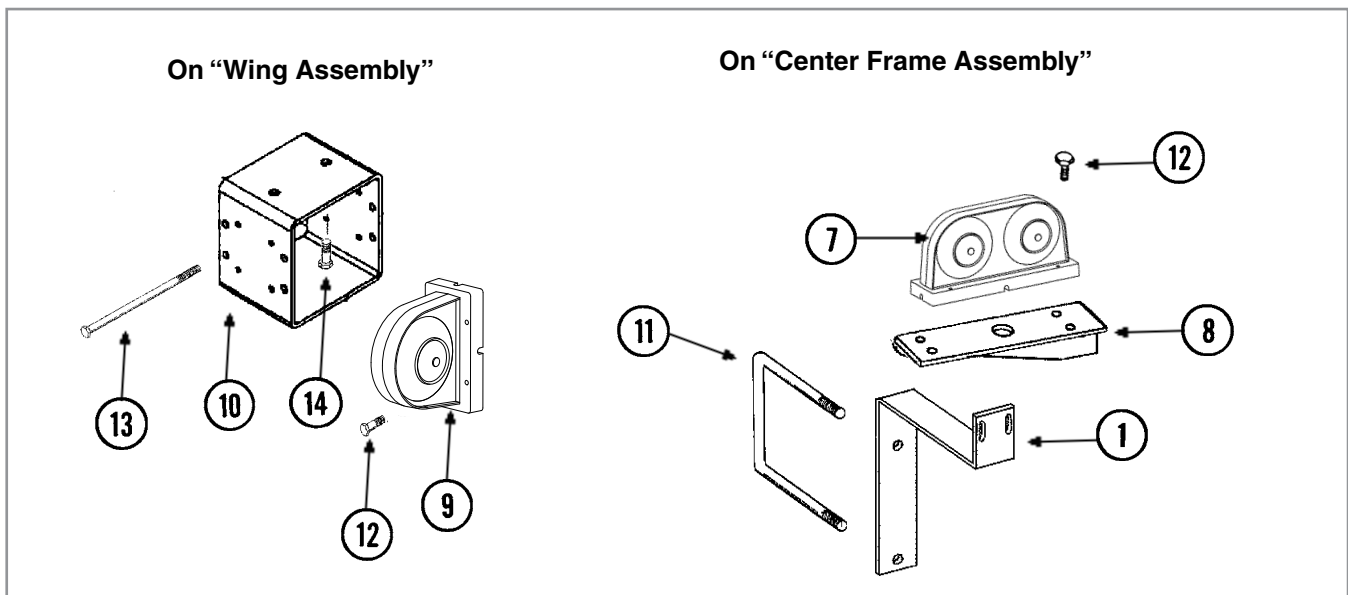
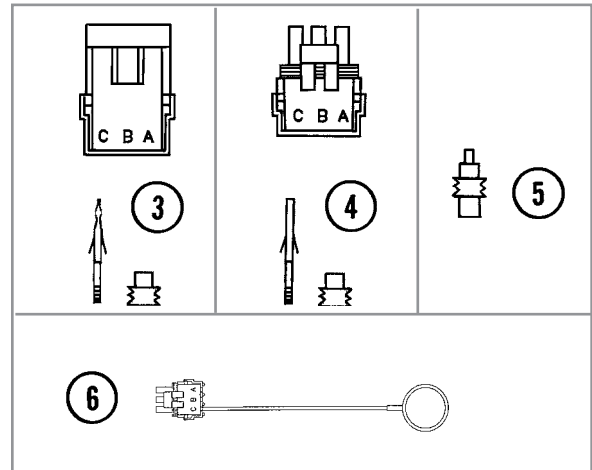
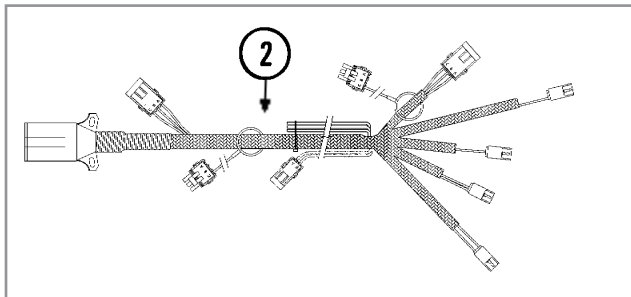
(HYD2-17)



ITEM	PART NO.	QTY.	DESCRIPTION
1	G6801-06-08 GR1037	4 -	Elbow W/O-Ring, 90°, 1/16"-18 Male JIC To 3/4"-16 O-Ring O-Ring
2	---	-	<a href="#">See "Wing Down Flex Cylinder" on page P90</a>
3	*A7600	4	Hose Assembly, 1/4" x 260"
4	*A7601	4	Hose Assembly, 1/4" x 80", 12 Row 36"/38"/40" And 16 Row 30" Only
5	GD4086	2	ISO Coupler
6	*A1198	2	Hose Assembly, 1/4" x 60"
7	G2703-06	2	Bulkhead Tee, 1/16"-18 Male JIC
8	G306-06	2	Lock Nut, 1/16"-18
9	G10159	4	Machine Bushing, 1 1/4", 10 Gauge
10	G6500-06	1-2	Swivel Elbow, 90°, 1/16"-18 Male JIC To Female
11	G6602-06	4-5	Swivel Tee, 1/16"-18 JIC
12	G2501-06-08 G6801-06-08 GR1037	4 - -	Elbow, 90°, 1/16"-18 Male JIC To 1/2" NPT Elbow W/O-Ring, 90°, 1/16"-18 Male JIC To 3/4"-16 O-Ring O-Ring
13	*A1116	4	Hose Assembly, 1/4" x 136"
14	---	-	<a href="#">See "Dual Lift Assist Cylinder" on page P92</a>
15	G6505-06-06	1	Connector, 1/16"-18 Female JIC To 3/8" Male NPT
16	---	-	<a href="#">See "Flow Control Valve" on page P97</a>
17	G2404-06-06	1	Adapter, 1/16"-18 Male JIC To 3/8" NPT
18	*A1140	1	Hose Assembly, 1/4" x 52"
19	G6400-06-08 GR1037	1 -	Connector W/O-Ring, 1/16"-18 Male JIC To 3/4"-16 O-Ring O-Ring
20	---	-	Accumulator, <a href="#">See "Dual Lift Assist Wheels" on page P63</a>

\* Hydraulic hose is not stocked by Kinze Repair Parts, but can be made available on a special order basis. Call for quote.

(A9507a/MTR27a/ELC8/METR59c/D13659)

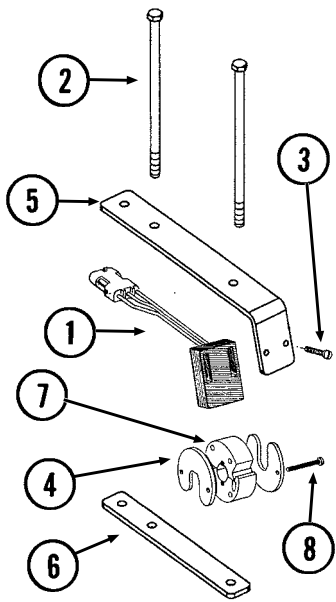


**NOTE:** See [“Digital Vacuum Gauge, Analog Vacuum Gauge and Vacuum Fan Assembly”](#) on page P43, for those electrical components.

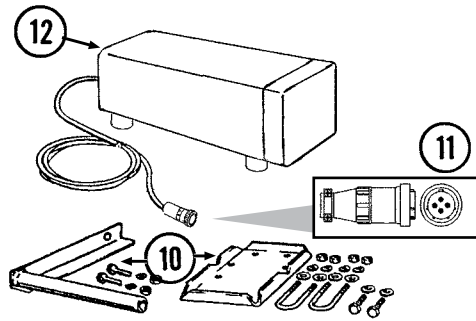
ITEM	PART NO.	QTY.	DESCRIPTION
1	GD13659	2	Light Bracket Mount
2	GA9507	-	Wiring Harness W/7 Terminal Female Connector, 186", 12 Row 30" (4 Light Connections)
	GA9508	-	Wiring Harness W/7 Terminal Female Connector, 210", 12 Row 36"/38"/40" And 16 Row 30" (4 Light Connections)
	GA5385	-	7 Terminal Female Connector
3	G1K248	-	3-Pin Female Connector Kit (Black), Includes: (3) 3-Pin Female Housings, (9) Pin Contacts, (9) Seals
4	G1K252	-	3-Pin Male Connector Kit (Black), Includes: (3) 3-Pin Male Housings, (9) Socket Contacts, (9) Seals
5	GD11089	-	Sealing Plug
6	GA8047	-	Dust Plug (Black)
7	GA6699	1	Double Light Assembly
	GA6700	1	Double Light Assembly (Shown)
	GR1956	-	Amber Lens Kit, Includes: (1) Amber Lens, (1) Gasket, and (3) Hex Head Cap Screws
	GR1957	-	Red Lens Kit, Includes: (1) Red Lens, (1) Gasket, and (3) Hex Head Cap Screws
	GR1958	-	Black Cover Kit, Includes: (1) Black Cover, (1) Gasket, and (3) Hex Head Cap Screws
	GR1208	-	Bulb
8	GD9707	1	Light Bracket, L.H. (Shown)
	GD9708	-	Light Bracket, R.H.
9	GA6701	2	Single Amber Light Assembly
	GR1956	-	Amber Lens Kit, Includes: (1) Amber Lens, (1) Gasket, and (3) Hex Head Cap Screws
	GR1208	-	Bulb
10	GD16182	2	Light Bracket
11	GD7145	2	U-Bolt, 7" x 7" x 1/2"-13
	G10228	4	Lock Washer, 1/2"
	G10102	4	Hex Nut, 1/2"-13
12	G10064	-	Hex Head Cap Screw, 1/4"-20 x 1"
	G11385	-	Flat Washer, 1/4" SAE
	G10110	-	Lock Nut, 1/4"-20, Grade B
13	G11048	-	Hex Head Cap Screw, 3/8"-16 x 7 1/2"
	G10108	-	Lock Nut, 3/8"-16
14	G10017	4	Hex Head Cap Screw, 1/2"-13 x 1 1/2"
	G10228	4	Lock Washer, 1/2"
	G10102	4	Hex Nut, 1/2"-13

(MTR54)

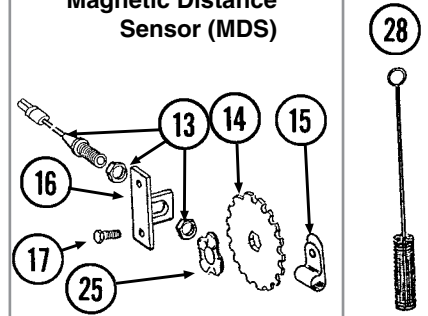
Shaft Rotation Sensor



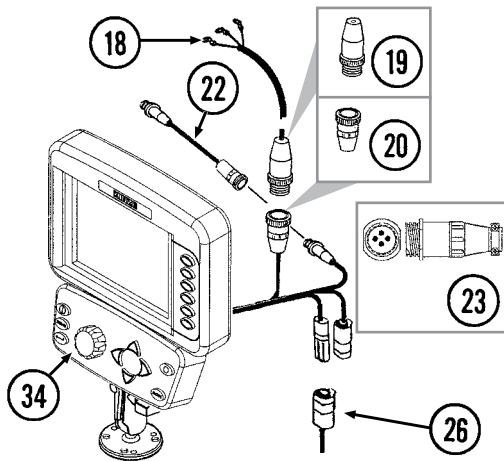
Radar Distance Sensor



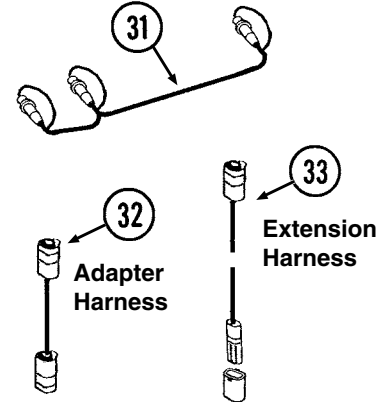
Magnetic Distance Sensor (MDS)



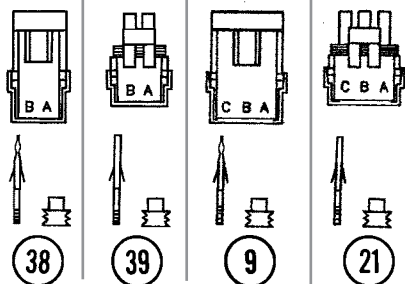
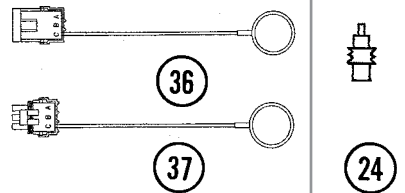
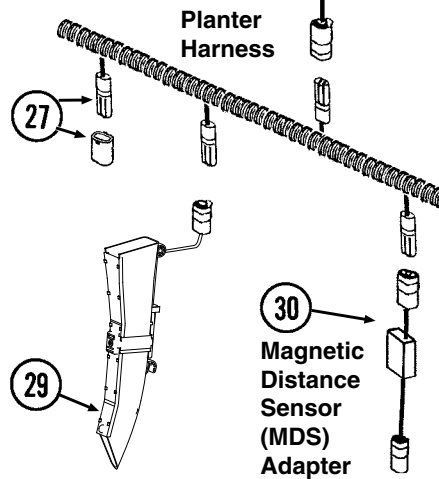
Power Lead Adapter



Radar Y-Cable



Planter Harness



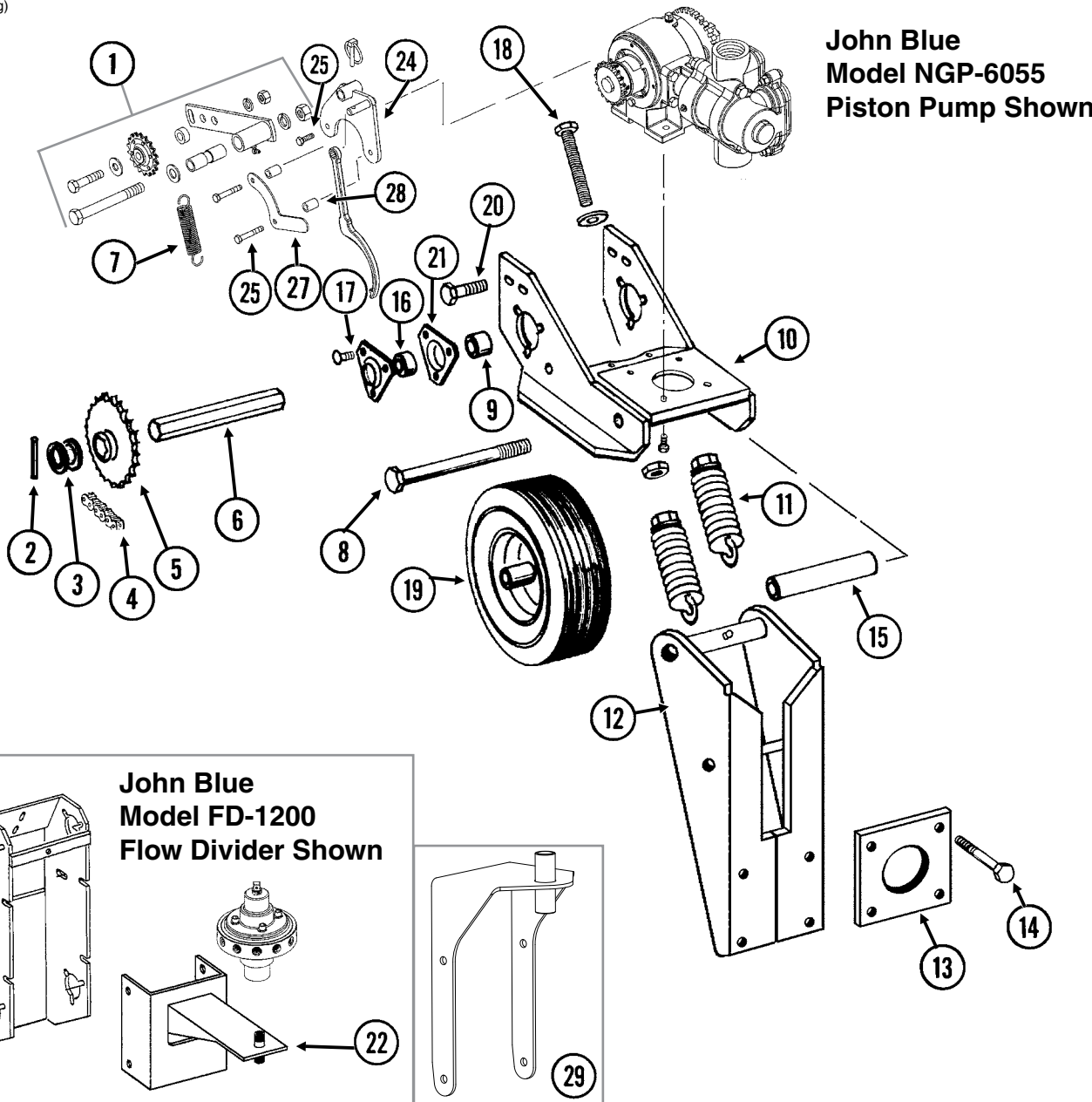


ITEM	PART NO.	QTY.	DESCRIPTION
1	GR1415	1	Rotation Sensor
2	G10686	4	Hex Head Cap Screw, 3/8"-16 x 8"
	G10229	4	Lock Washer, 3/8"
	G10101	4	Hex Nut, 3/8"-16
3	G10757	2	Pan Head Screw, No. 10-32 x 1 1/4"
	G10243	2	Washer, No. 10 SAE
	G10758	2	Hex Nut, No. 10-32
4	GD11474	2	Cover
5	GD18118	2	Shaft Sensor Mount
6	GD18168	2	Mount
7	GR1414	1	Actuator
8	G10927	2	Pan Head Machine Screw, No. 8-32 x 1 1/4", Stainless Steel
	G10931	2	Lock Washer, No. 8, Internal/External, Stainless Steel
	G10928	2	Hex Nut, No. 8-32, Stainless Steel
9	G1K248	-	3-Pin Female Connector Kit (Black), Includes: (3) 3-Pin Female Housings, (9) Pin Contacts, (9) Seals
	G1K362	-	3-Pin Female Connector Kit (Blue), Includes: (3) 3-Pin Female Housings, (9) Pin Contacts, (9) Seals
10	GA8026	-	Radar Sensor Pipe/Mounting Bracket Package
11	G1K323	-	4-Pin Connector Kit W/Female Housing, (4) Pins And (1) Cable Clamp
12	GA7858	-	Radar Distance Sensor W/20' Cable
13	GA5600	1	Magnetic Distance Sensor
14	GD8751	-	Magnetic Distance Sensor Pulse Wheel
15	GD6291	-	Insulated Clamp, 3/8"
16	GD8770	1	Bracket
17	G10001	2	Hex Head Cap Screw, 3/8"-16 x 1"
	G10229	2	Lock Washer, 3/8"
	G10101	2	Hex Nut, 3/8"-16
18	GA17547	1	Power Adapter Cable
19	G1K267	-	Power Lead Adapter Connector Kit, Includes: (1) 3-Pin Connector, (1) Cable Clamp , (3) Male Terminal Pins
20	G1K268	-	Console Cable Connector Kit, Includes: (1) 3-Pin Connector, (1) Cable Clamp, (1) Lock Ring, (3) Female Terminal Pins
21	G1K252	-	3-Pin Male Connector Kit (Black), Includes: (3) 3-Pin Male Housings, (9) Socket Contacts, (9) Seals
	G1K363	-	3-Pin Male Connector Kit (Blue), Includes: (3) 3-Pin Male Housings, (9) Socket Contacts, (9) Seals
22	GA9144	-	Monitor/Radar Adapter Cable, 10"
23	G1K322	-	4-Pin Connector Kit W/Male Housing, (4) Female Socket Contacts And (1) Cable Clamp
24	GD11089	-	Sealing Plug
25	GD8771	1	Spring Wave Washer
26	---	-	Included In Light Wiring Harness, <a href="#">See "Electrical Components and Light Brackets" on page P107</a> (Item 2)
27	GA8021	-	Planter Harness W/Dust Caps, 4 Row (7 Connectors)
	GA8022	-	Planter Harness W/Dust Caps, 6 Row (9 Connectors)
	GA7850	-	Planter Harness W/Dust Caps, 8 Row (12 Connectors)
	GA7851	-	Planter Harness W/Dust Caps, 12 Row (16 Connectors)
	GD11993	-	Dust Cap
28	GR0594	-	Brush
29	GA19961	-	Seed Tube W/Computerized Sensor (Shown)
	GA19960	-	Seed Tube (With Holes For Sensor Installation)
30	GA7859	1	Magnetic Distance Sensor Adapter (Analog To Digital)

ITEM	PART NO.	QTY.	DESCRIPTION
31	GR0586	1	Radar Y-Cable (Used To Connect Radar Distance Sensor For Multiple Functions)
32	GA7857	-	Adapter Harness, 1'
33	GA7854	-	Extension Harness W/Dust Cap, 15'
	GA7855	-	Extension Harness W/Dust Cap, 30'
	GD11993	-	Dust Cap
34	8647x	-	KPM III Backlit Console W/Brush (Item 22), Dust Plug (Item 33), Console Mounting Bracket Hardware And Power Harness
	GA12403	-	Mounting Bracket Assembly, Includes: (2) Mounting Brackets, (2) Connector Halves, (1) Compression Spring, (1) Tension Knob, (1) 1/4"-20 x 1 3/4" Hex Head Cap Screw, (1) 1/4" Plastic Washer, (1) 1/4" Steel Washer
	GR1762	-	Console Mounting Bracket Hardware Package, Includes: (3) No. 10-32 x 5/8" Hex Socket Pan Head Screws, (3) No. 10 Lock Washers
	GA16082	-	Power Harness
35	G1K249	-	Acre Counter Switch Kit
36	GA8046	-	Dust Plug (Black)
	GA9978	-	Dust Plug (Blue)
37	GA8047	-	Dust Plug (Black)
	GA9979	-	Dust Plug (Blue)
38	G1K321	-	2-Pin Female Connector Kit (Black), Includes: (3) 2-Pin Female Housings, (6) Pin Contacts, (6) Seals
39	G1K320	-	2-Pin Male Connector Kit (Black), Includes: (3) 2-Pin Male Housings, (6) Socket Contacts, (6) Seals
A	GA6147	-	Magnetic Distance Sensor And Mounting Package (Items 13-17 And 25)

**This page left blank intentionally.**

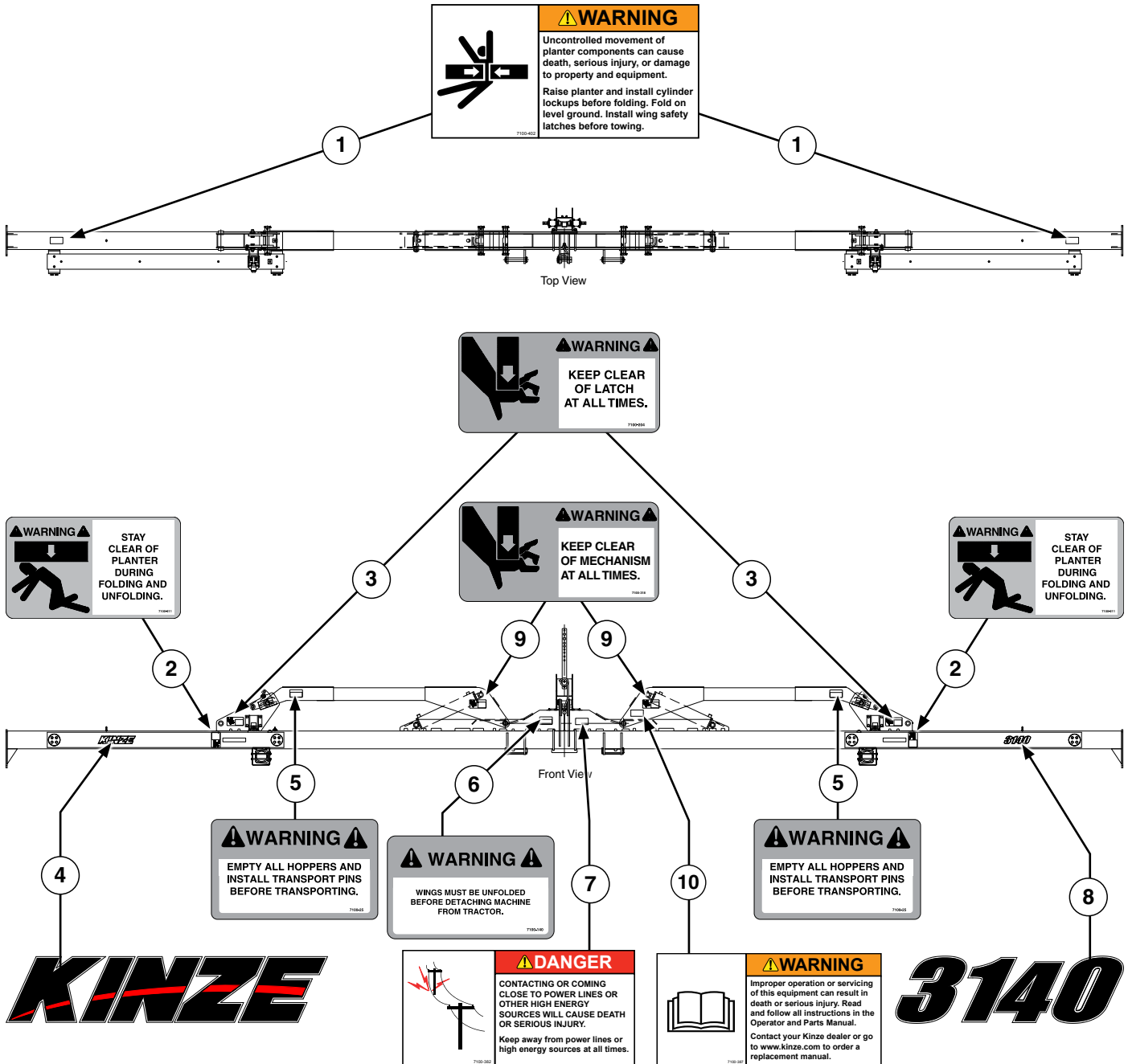
(SFP77/SFP23g)



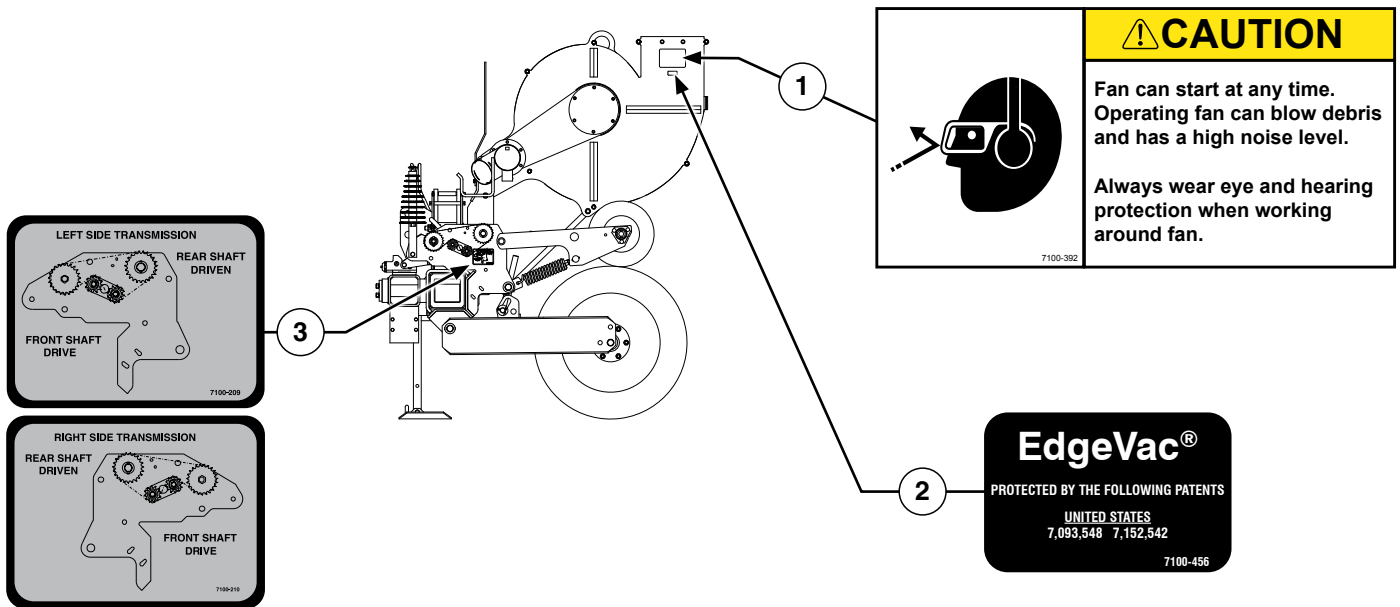
ITEM	PART NO.	QTY. (Per Assy.)	DESCRIPTION
1	GA12597	1	Idler W/Sprocket, Bushing, Spacer And Hardware
	GA7154	-	Sprocket W/Bearing, 18 Tooth
	GD7889	-	Bushing, 1" O.D. x 9/16" I.D. x 7/16" Long
	G10581	-	Hex Head Cap Screw, 1/2"-13 x 2 1/4"
	G11389	-	Flat Washer, 1/2" SAE
	G10228	-	Lock Washer, 1/2"
	G10102	-	Hex Nut, 1/2"-13
	G10011	-	Hex Head Cap Screw, 5/8"-11 x 5 1/2"
	G11391	-	Flat Washer, 5/8" SAE
	G10230	-	Lock Washer, 5/8"
	G10104	-	Hex Nut, 5/8"-11
	GD10254	-	Spacer, 2 3/4"
	G10779	-	Grease Fitting, 90°, 1/4"-28

ITEM	PART NO.	QTY. (Per Assy.)	DESCRIPTION
2	G10602	2	Spring Pin, ¼" x 1½"
3	G10233	5	Machine Bushing, 1", 10 Gauge
4	G3310-80	1	Chain, No. 40, 80 Pitch Including Connector Link
	GR0912	-	Connector Link, No. 40
5	GA7180	1	Sprocket, 40 Tooth
6	GD6825-11.25	1	Hex Shaft, 7⁄8" x 11¼" (2 Holes)
7	GD5857	1	Spring
8	G10093	1	Hex Head Cap Screw, 5⁄8"-11 x 8½"
	G10230	1	Lock Washer, 5⁄8"
	G10104	1	Hex Nut, 5⁄8"-11
9	GD10200	2	Sleeve, ¾" Long
10	GA7246	1	Base Mount
11	GA2068	2	Spring W/Plug
12	GA9677	1	Pump Mount W/Grease Fitting
	G10640	-	Grease Fitting, ¼"-28
13	GD13656	1	Pump Mount Plate
14	G10871	4	Hex Head Cap Screw, ½"-13 x 6"
	G10228	4	Lock Washer, ½"
	G10102	4	Hex Nut, ½"-13
15	GD10244-01	1	Sleeve, 7⁄16"
16	G2100-03	2	Bearing, 7⁄8" Hex Bore, Spherical
17	G10302	6	Carriage Bolt, 5⁄16"-18 x 7⁄8"
	G11386	6	Flat Washer, 5⁄16" SAE
	G10232	6	Lock Washer, 5⁄16"
	G10106	6	Hex Nut, 5⁄16"-18
18	G10861	2	Hex Head Cap Screw, ½"-13 x 5", Full Thread
	G11389	2	Flat Washer, ½" SAE
	G10102	2	Hex Nut, ½"-13
19	GA5090	-	Tire And Rim Assembly (Specify Brand*)
	GD5753	1	Tire, 4.10" x 6" (Specify Brand*)
	GD5752	1	Inner Tube
20	G10003	1	Hex Head Cap Screw, 3⁄8"-16 x 1½"
	G11387	2	Flat Washer, 3⁄8" SAE
	G10101	2	Hex Nut, 3⁄8"-16
21	G3400-01	4	Flangette
22	GA9676	1	Flow Divider Mount
23	---	-	<a href="#">See "Center Drop Assembly and Driveline" on page P79</a>
24	GA12616	1	Idler Mounting Bracket
25	G10041	2	Hex Head Cap Screw, 5⁄16"-18 x 2"
26	G10019	1	Hex Head Cap Screw, 5⁄16"-18 x 1"
27	GD18065	1	Guide
28	GD2971-17	2	Sleeve, 7⁄8" Long
29	GA18121	-	Flow Divider Mount (EdgeVac Only)

\* Specific brand requests will be supplied only as available from current Kinze Repair Parts stock. If a specific brand requested is not in stock, the brand available will be supplied. Different brand tires may have different diameters. Change in tire brand may affect rates. Field checks are recommended after any change in contact tires.

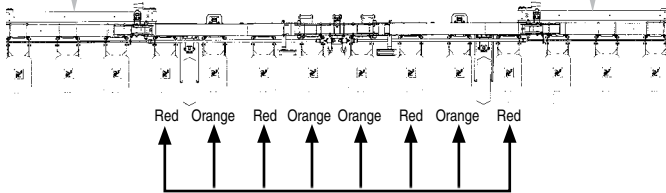



ITEM	PART NO.	QTY.	DESCRIPTION
1	G7100-402	2	Decal, Warning
2	G7100-211	2	Decal, Warning
3	G7100-204	2	Decal, Warning
4	G7100-404	1	Decal, Kinze
5	G7100-25	2	Decal, Warning
6	G7100-140	1	Decal, Warning
7	G7100-382	1	Decal, Danger
8	G7100-406	1	Decal, 3140
9	G7100-318	1	Decal, Warning
10	G7100-3887	1	Decal, Warning

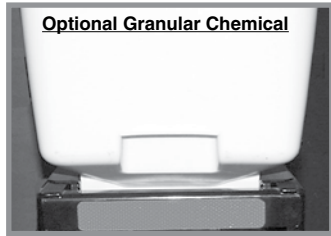



ITEM	PART NO.	QTY.	DESCRIPTION
1	G7100-392	2	Decal, Caution
2	G7100-456	2	Decal, EdgeVac
3	G7100-209	1	Decal, Transmission, L.H. Side
	G7100-210	1	Decal, Transmission, R.H. Side

<p style="margin-top: 10px;">G7100-385</p>	<div style="border: 1px solid black; padding: 5px; margin-bottom: 5px;"> <div style="background-color: orange; text-align: center; padding: 2px; font-weight: bold; font-size: 0.8em;">WARNING</div> <p style="font-size: 0.7em; margin: 0;">Uncontrolled machine movement can crush resulting in death, serious injury, or damage to property and equipment.</p> <p style="font-size: 0.7em; margin: 0;">Install safety lockup devices before working under or transporting this equipment.</p> </div> <p style="margin-top: 10px;">Part No.: G7100-385 Description: Decal, Warning</p>
	<p style="margin-top: 10px;">Part No.: GD2199 Description: SMV Sign</p>



16 Row Shown



Note: 12 row - Only includes four center row units



Part No.: G7100-263 (Standard)  
 Description: Reflective Decal, Orange, 1 3/4" x 9", Die-Cut

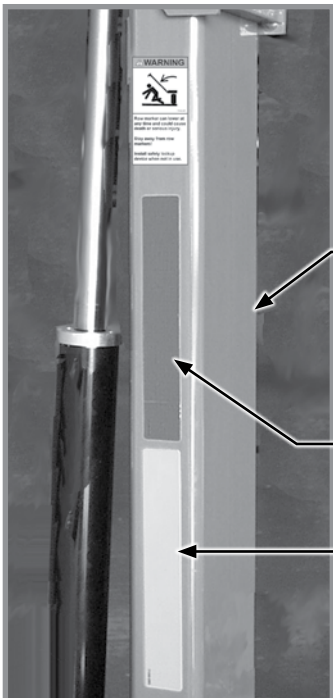




Part No.: G7100-261 (Standard)  
 Description: Reflective Decal, Red, 1 3/4" x 9", Die-Cut

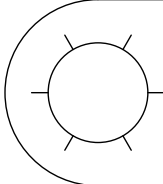
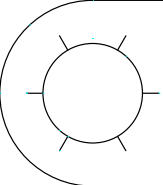
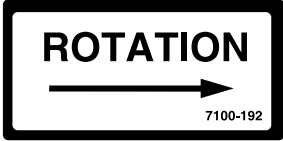
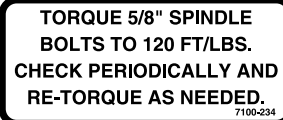
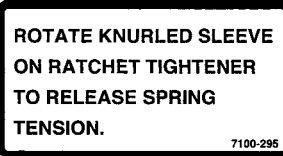
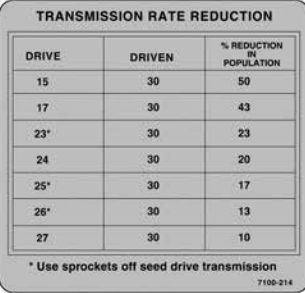
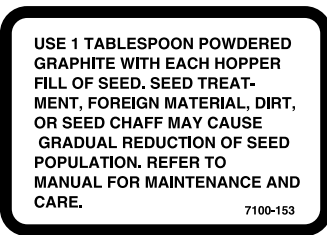










Part No.: G7100-260 (With Optional Granular Chemical)  
 Description: Reflective Decal, Orange, 1 1/2" x 9", Rectangular

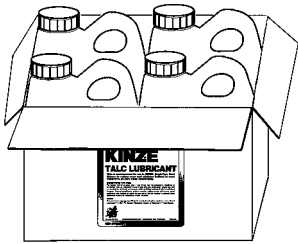

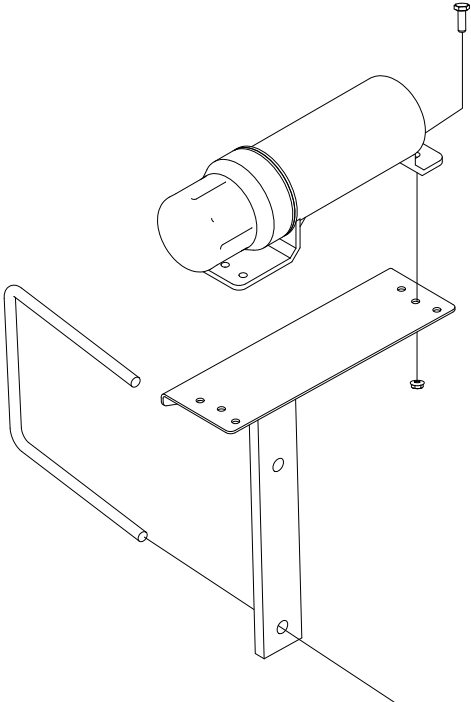

Part No.: G7100-258 (With Optional Granular Chemical)  
 Description: Reflective Decal, Red, 1 1/2" x 9", Rectangular



 <p>G7100-259</p> <p>G7100-258</p> <p>G7100-260</p>	<div style="background-color: #cccccc; width: 100px; height: 20px; margin-bottom: 10px;"></div> <p>Part No.: G7100-258 Description: Reflective Decal, Red, 1½" x 9", Rectangular Quantity: 2 (Rear Side of Marker Arm - Top)</p> <p>Part No.: G7100-259 Description: Reflective Decal, Amber, 1½" x 9", Rectangular Quantity: 2 (one per row marker on front)</p> <p>Part No.: G7100-260 Description: Reflective Decal, Orange, 1½" x 9", Rectangular Quantity: 2 (Rear Side of Marker Arm - Bottom)</p>
	 <p>Part No.: G7100-397 Description: Decal, Warning Quantity: 4 (2 Per Row Marker)</p>
	 <p>Part No.: G7100-381 Description: Decal, Warning Quantity: 1 per row unit - located on underside of granular chemical hopper lids</p>

 <p><b>NOTICE</b> - FAN MOTOR CASE DRAIN - ALWAYS CONNECT THE FAN MOTOR CASE DRAIN HOSE TO THE TRACTOR ZERO PRESSURE RETURN. DO NOT CONNECT TO THE TRACTOR SCV OR MOTOR RETURN PORTS AS FAN HYDRAULIC MOTOR FAILURE WILL OCCUR.</p> <p>7100-329</p>	<p>Part No.: G7100-329 Description: Tag, Fan Motor Case Drain</p>
 <p><b>NOTICE</b> - HYD MOTOR RETURN LINE - ALWAYS CONNECT HYD MOTOR RETURN HOSE TO TRACTOR MOTOR RETURN PORT. DO NOT CONNECT TO THE TRACTOR SCV UNLESS THROUGH A MOTOR SPOOL. HYDRAULIC MOTOR FAILURE CAN OCCUR.</p> <p>7100-375</p>	<p>Part No.: G7100-375 Description: Tag, Hydraulic Motor Return Line</p>
 <p>7100-192</p>	<p>Part No.: G7100-192 Description: Decal, Point Row Clutch Rotation</p>
 <p>7100-234</p>	<p>Part No.: G7100-234 Description: Decal, Bolt Torque</p>
 <p>7100-295</p>	<p>Part No.: G7100-295 Description: Decal, Spring Tension Release</p>
 <p>* Use sprockets off seed drive transmission</p> <p>7100-214</p>	<p>Part No.: G7100-214 Description: Decal, Two-Speed Point Row Clutch Rate Reduction</p>
 <p>7100-153</p>	<p>Part No.: G7100-153 Description: Decal, Information (1 Per Seed Meter)</p>
 <p>EVOLUTION SERIES</p>	<p>Part No.: G7100-247 Description: Decal, Logo, 4 3/8" x 4 1/2" (2 Per Row Unit)</p>
	<p>Part No.: G7100-252 Description: Decal, Logo, 3 1/2" x 3 5/8" (Hopper Panel Extension)</p>

	<p>Part No.: GD1512 Description: Cable Tie, 7½"</p>
	<p>Part No.: GD2117 Description: Cable Tie, 14½"</p>
	<p>Part No.: G7100-111 Description: Decal, Oil Daily</p>
	<p>Part No.: G7100-116 Description: Decal, Grease Daily</p>
	<p>Part No.: GD10057-01 Description: Hose Identification Sleeve, Red AA (Lift Extend)</p> <p>Part No.: GD10057-02 Description: Hose Identification Sleeve, Red BB (Lift Retract)</p> <p>Part No.: GD10057-03 Description: Hose Identification Sleeve, Blue AA (Marker Extend)</p> <p>Part No.: GD10057-04 Description: Hose Identification Sleeve, Blue BB (Marker Retract)</p> <p>Part No.: GD10057-05 Description: Hose Identification Sleeve, Green AA (Option Extend)</p> <p>Part No.: GD10057-06 Description: Hose Identification Sleeve, Green BB (Option Retract)</p> <p>Part No.: GD10057-11 Description: Hose Identification Sleeve, Green PP</p> <p>Part No.: GD10057-12 Description: Hose Identification Sleeve, Green RR</p> <p>Part No.: GD10057-19 Description: Hose Identification Sleeve, Orange CD</p>
	<p>Part No.: GR0146MPP Description: Powdered Graphite, Twenty-Four 1 Pound Containers</p>
	<p>Part No.: GR0155MPP Description: Blue Paint, Twelve Aerosol Cans</p>

	<p>Part No.: GR1570MPP Description: Talc Lubricant, Four 8 Pound Containers</p>
	<p>Part No.: GR1828 Description: Talc Lubricant, 30 Pound Container</p>
	<p>Part No.: GM0245-01 Description: Operators Manual</p>
	<p>Part No.: GM0245-02 Description: Parts Manual</p>
	<p>Part No.: GPR1094 Description: Binder (Contact Kinze Parts To Order)</p>
	<p>Part No.: GA15422 Description: Operator's Manual Canister Quantity: 1</p>
	<p>Part No.: GA17141 Description: Manual Canister Bracket Quantity: 1</p>
	<p>Part No.: G11166 Description: Hex Socket Flange Cap Screw, 1/4"-20 x 3/4" Quantity: 3</p>
	<p>Part No.: G11320 Description: Lock Nut, 1/4"-20, Grade B Quantity: 3</p>
	<p>Part No.: GD7145 Description: U-Bolt, 7" x 7" x 1/2"-13 Quantity: 1</p>
	<p>Part No.: G10228 Description: Lock Washer, 1/2" Quantity: 2</p>
	<p>Part No.: G10102 Description: Hex Nut, 1/2"-13 Quantity: 2</p>
	<p>Part No.: G7100-484 Description: Decal, American Flag</p>

**This page left blank intentionally.**

Part No.	Page	Part No.	Page	Part No.	Page	Part No.	Page
*A1047	P101	A9054	P90	G10018	P10	G10069	P68
*A1072	P101	A9059	P89	G10019	P88	G10072	P91
*A1102	P100	A9535	P89	G10019	P114	G10072	P93
*A1103	P100	G10001	P10	G10020	P20	G10093	P114
*A1109	P101	G10001	P12	G10021	P20	G10101	P12
*A1113	P100	G10001	P44	G10022	P20	G10101	P14
*A1113	P100	G10001	P54	G10023	P26	G10101	P30
*A1116	P102	G10001	P80	G10023	P50	G10101	P44
*A1116	P103	G10001	P96	G10023	P50	G10101	P50
*A1116	P106	G10001	P110	G10023	P70	G10101	P68
*A1118	P101	G10002	P26	G10023	P70	G10101	P70
*A1140	P102	G10003	P2	G10023	P74	G10101	P70
*A1140	P103	G10003	P30	G10025	P54	G10101	P74
*A1140	P106	G10003	P40	G10026	P58	G10101	P78
*A1150	P101	G10003	P54	G10026	P58	G10101	P80
*A1170	P100	G10003	P54	G10026	P62	G10101	P80
*A1176	P101	G10003	P70	G10026	P62	G10101	P92
*A1188	P100	G10003	P114	G10026	P64	G10101	P110
*A1198	P100	G10004	P40	G10027	P54	G10101	P110
*A1198	P101	G10004	P68	G10028	P64	G10101	P114
*A1198	P102	G10005	P42	G10032	P64	G10102	P10
*A1198	P103	G10005	P58	G10033	P38	G10102	P10
*A1198	P104	G10005	P60	G10033	P66	G10102	P38
*A1198	P106	G10005	P62	G10036	P32	G10102	P38
*A12014	P46	G10006	P10	G10036	P66	G10102	P42
*A12015	P46	G10006	P38	G10037	P65	G10102	P50
*A3191	P101	G10006	P80	G10038	P66	G10102	P50
*A3192	P101	G10007	P14	G10039	P34	G10102	P54
*A3200	P101	G10007	P42	G10039	P36	G10102	P64
*A3201	P101	G10007	P64	G10039	P42	G10102	P66
*A3266	P46	G10007	P78	G10039	P50	G10102	P66
*A3274	P101	G10008	P64	G10039	P54	G10102	P66
*A3337	P46	G10008	P84	G10039	P54	G10102	P68
*A3352	P46	G10008	P86	G10040	P68	G10102	P77
*A3353	P46	G10010	P8	G10041	P114	G10102	P78
*A7600	P104	G10010	P40	G10045	P38	G10102	P78
*A7600	P106	G10010	P42	G10045	P88	G10102	P80
*A7601	P104	G10011	P42	G10046	P42	G10102	P80
*A7601	P106	G10011	P42	G10047	P2	G10102	P80
*A8247	P46	G10011	P113	G10047	P54	G10102	P84
*A8261	P46	G10013	P12	G10047	P66	G10102	P86
*A8262	P46	G10014	P8	G10047	P92	G10102	P86
*G6400-06	P96	G10014	P42	G10048	P52	G10102	P88
700-01078	P20	G10015	P10	G10049	P70	G10102	P88
700-01079	P22	G10017	P34	G10049	P86	G10102	P93
8647x	P111	G10017	P36	G10059	P64	G10102	P96
A10759	P26	G10017	P36	G10061	P16	G10102	P108
A7331	P52	G10017	P77	G10062	P78	G10102	P108
A7524	P90	G10017	P80	G10064	P12	G10102	P113
A7549	P78	G10017	P86	G10064	P68	G10102	P114
A7550	P78	G10017	P108	G10064	P77	G10102	P114
A7804	P52	G10018	P8	G10064	P108	G10103	P30

Part No.	Page	Part No.	Page	Part No.	Page	Part No.	Page
G10103	P68	G10108	P2	G10128	P78	G10228	P66
G10103	P68	G10108	P16	G10128	P78	G10228	P68
G10103	P70	G10108	P26	G10130	P68	G10228	P77
G10103	P70	G10108	P44	G10130	P70	G10228	P78
G10103	P74	G10108	P44	G10130	P77	G10228	P78
G10103	P74	G10108	P52	G10131	P81	G10228	P80
G10103	P77	G10108	P54	G10133	P12	G10228	P80
G10104	P14	G10108	P64	G10133	P38	G10228	P80
G10104	P50	G10108	P64	G10133	P40	G10228	P84
G10104	P50	G10108	P74	G10133	P42	G10228	P86
G10104	P52	G10108	P86	G10133	P84	G10228	P86
G10104	P58	G10108	P108	G10133	P86	G10228	P88
G10104	P58	G10109	P8	G10151	P52	G10228	P88
G10104	P62	G10109	P10	G10152	P10	G10228	P88
G10104	P62	G10109	P12	G10159	P52	G10228	P96
G10104	P64	G10109	P34	G10159	P52	G10228	P108
G10104	P68	G10109	P38	G10159	P84	G10228	P108
G10104	P78	G10109	P40	G10159	P86	G10228	P113
G10104	P78	G10109	P42	G10159	P104	G10228	P114
G10104	P80	G10109	P65	G10159	P106	G10229	P14
G10104	P80	G10109	P88	G10168	P88	G10229	P26
G10104	P84	G10110	P30	G10168	P88	G10229	P30
G10104	P84	G10110	P50	G10171	P10	G10229	P40
G10104	P86	G10110	P50	G10201	P2	G10229	P40
G10104	P86	G10110	P52	G10201	P26	G10229	P44
G10104	P113	G10110	P80	G10204	P6	G10229	P48
G10104	P114	G10110	P88	G10204	P8	G10229	P50
G10105	P64	G10110	P108	G10207	P2	G10229	P54
G10105	P64	G10111	P12	G10213	P6	G10229	P54
G10106	P10	G10111	P32	G10213	P40	G10229	P66
G10106	P10	G10111	P34	G10213	P42	G10229	P68
G10106	P36	G10111	P34	G10216	P8	G10229	P70
G10106	P60	G10111	P34	G10227	P30	G10229	P74
G10106	P65	G10111	P36	G10227	P66	G10229	P80
G10106	P66	G10111	P36	G10227	P68	G10229	P80
G10106	P68	G10111	P36	G10227	P70	G10229	P96
G10106	P80	G10111	P36	G10227	P70	G10229	P110
G10106	P84	G10111	P38	G10227	P70	G10229	P110
G10106	P86	G10111	P38	G10227	P74	G10230	P12
G10106	P114	G10111	P42	G10227	P74	G10230	P14
G10107	P10	G10111	P52	G10227	P74	G10230	P50
G10107	P12	G10111	P54	G10227	P77	G10230	P50
G10107	P32	G10111	P65	G10228	P8	G10230	P52
G10107	P36	G10111	P70	G10228	P38	G10230	P58
G10107	P42	G10112	P42	G10228	P38	G10230	P58
G10107	P42	G10112	P54	G10228	P50	G10230	P62
G10107	P42	G10113	P64	G10228	P50	G10230	P62
G10107	P52	G10117	P58	G10228	P54	G10230	P64
G10107	P60	G10117	P62	G10228	P54	G10230	P64
G10107	P66	G10128	P66	G10228	P64	G10230	P78
G10107	P68	G10128	P66	G10228	P66	G10230	P78
G10108	P2	G10128	P68	G10228	P66	G10230	P80

Part No.	Page	Part No.	Page	Part No.	Page	Part No.	Page
G10230	P80	G10318	P50	G10499	P44	G10602	P68
G10230	P84	G10322	P84	G10500	P20	G10602	P78
G10230	P84	G10322	P86	G10501	P38	G10602	P80
G10230	P86	G10322	P86	G10501	P60	G10602	P114
G10230	P86	G10323	P20	G10503	P34	G10603	P20
G10230	P113	G10323	P24	G10503	P36	G10603	P22
G10230	P114	G10325	P6	G10503	P40	G10603	P24
G10231	P58	G10325	P26	G10503	P42	G10604	P20
G10231	P58	G10326	P2	G10503	P66	G10610	P58
G10231	P62	G10328	P6	G10503	P78	G10610	P62
G10231	P62	G10338	P8	G10523	P30	G10620	P2
G10231	P64	G10338	P16	G10529	P31	G10620	P8
G10232	P10	G10338	P65	G10531	P22	G10620	P8
G10232	P10	G10343	P64	G10536	P34	G10620	P16
G10232	P60	G10348	P38	G10536	P36	G10620	P26
G10232	P65	G10371	P38	G10536	P80	G10621	P16
G10232	P66	G10374	P74	G10544	P88	G10621	P20
G10232	P80	G10396	P52	G10546	P16	G10621	P20
G10232	P84	G10397	P78	G10546	P28	G10621	P26
G10232	P86	G10400	P42	G10546	P78	G10621	P31
G10232	P114	G10401	P20	G10551	P2	G10622	P6
G10233	P60	G10403	P52	G10567	P16	G10622	P6
G10233	P66	G10412	P16	G10567	P26	G10622	P31
G10233	P68	G10427	P6	G10567	P28	G10622	P31
G10233	P70	G10427	P10	G10570	P28	G10634	P22
G10233	P77	G10430	P78	G10572	P36	G10640	P8
G10233	P80	G10430	P81	G10574	P32	G10640	P52
G10233	P114	G10438	P2	G10574	P38	G10640	P54
G10234	P64	G10452	P30	G10574	P42	G10640	P84
G10243	P110	G10453	P81	G10574	P80	G10640	P84
G10253	P70	G10459	P58	G10581	P66	G10640	P86
G10257	P70	G10459	P62	G10581	P68	G10640	P86
G10260	P24	G10460	P52	G10581	P78	G10640	P114
G10302	P114	G10460	P52	G10581	P80	G10641	P52
G10303	P10	G10460	P55	G10581	P113	G10641	P58
G10303	P34	G10460	P64	G10582	P78	G10641	P62
G10303	P60	G10460	P84	G10585	P34	G10641	P64
G10303	P66	G10460	P84	G10585	P36	G10641	P84
G10303	P80	G10460	P84	G10585	P52	G10643	P42
G10305	P31	G10460	P84	G10597	P34	G10660	P28
G10305	P31	G10460	P86	G10597	P36	G10669	P2
G10305	P80	G10460	P86	G10599	P12	G10670	P26
G10306	P30	G10460	P86	G10599	P14	G10676	P50
G10308	P12	G10462	P65	G10599	P44	G10681	P48
G10309	P16	G10462	P78	G10602	P16	G10686	P110
G10310	P30	G10463	P10	G10602	P20	G10687	P64
G10312	P2	G10470	P20	G10602	P22	G10689	P52
G10312	P26	G10470	P78	G10602	P24	G10690	P20
G10315	P10	G10496	P65	G10602	P26	G10713	P64
G10315	P12	G10496	P70	G10602	P28	G10722	P88
G10315	P30	G10496	P74	G10602	P60	G10725	P88
G10318	P36	G10497	P70	G10602	P66	G10730	P42



Part No.	Page	Part No.	Page	Part No.	Page	Part No.	Page
G10752	P16	G11048	P108	G11389	P36	G1K252	P108
G10753	P44	G11073	P28	G11389	P36	G1K252	P110
G10756	P64	G11075	P65	G11389	P40	G1K267	P71
G10757	P30	G11078	P65	G11389	P50	G1K267	P75
G10757	P110	G11081	P58	G11389	P54	G1K267	P110
G10758	P30	G11081	P62	G11389	P60	G1K268	P44
G10758	P110	G11081	P64	G11389	P65	G1K268	P71
G10763	P54	G11100	P66	G11389	P66	G1K268	P75
G10765	P40	G11124	P44	G11389	P66	G1K268	P110
G10765	P42	G11133	P44	G11389	P80	G1K269	P68
G10765	P70	G11138	P44	G11389	P80	G1K269	P70
G10765	P74	G11151	P22	G11389	P113	G1K269	P78
G10779	P113	G11166	P44	G11389	P114	G1K296	P8
G10801	P10	G11166	P121	G11391	P12	G1K320	P111
G10804	P70	G11172	P24	G11391	P16	G1K321	P111
G10804	P74	G11173	P24	G11391	P36	G1K322	P110
G10809	P48	G11188	P50	G11391	P42	G1K323	P110
G10830	P50	G11209	P30	G11391	P44	G1K345	P12
G10844	P88	G11210	P24	G11391	P52	G1K362	P110
G10857	P74	G11213	P24	G11391	P58	G1K363	P110
G10859	P70	G11228	P40	G11391	P58	G1K380	P66
G10859	P74	G11236	P40	G11391	P60	G1K381	P66
G10861	P60	G11320	P121	G11391	P62	G1K385	P30
G10861	P114	G11385	P28	G11391	P62	G1K426	P47
G10864	P30	G11385	P30	G11391	P64	G2100-03	P66
G10871	P54	G11385	P66	G11391	P64	G2100-03	P77
G10871	P114	G11385	P108	G11391	P66	G2100-03	P80
G10872	P74	G11386	P10	G11391	P68	G2100-03	P114
G10873	P74	G11386	P34	G11391	P68	G2404-06-06	P103
G10876	P74	G11386	P68	G11391	P78	G2404-06-06	P106
G10880	P80	G11386	P114	G11391	P78	G2501-06-08	P102
G10900	P70	G11387	P2	G11391	P84	G2501-06-08	P103
G10912	P6	G11387	P2	G11391	P84	G2501-06-08	P106
G10921	P28	G11387	P10	G11391	P88	G2702-06	P46
G10923	P68	G11387	P12	G11391	P113	G2702-10	P46
G10923	P70	G11387	P12	G11392	P40	G2702-12	P46
G10923	P77	G11387	P14	G11392	P54	G2703-06	P100
G10924	P8	G11387	P16	G11392	P58	G2703-06	P101
G10927	P110	G11387	P26	G11392	P62	G2703-06	P102
G10928	P110	G11387	P30	G11394	P58	G2703-06	P103
G10931	P110	G11387	P44	G11394	P62	G2703-06	P104
G10940	P8	G11387	P66	G11396	P52	G2703-06	P106
G10974	P40	G11387	P68	G11396	P84	G2703-08	P101
G10974	P42	G11387	P70	G11396	P86	G304-C-06	P101
G10996	P71	G11387	P70	G11418	P88	G304-C-08	P101
G10996	P75	G11387	P78	G11419	P12	G306-06	P46
G11009	P20	G11387	P114	G11591	P2	G306-06	P100
G11009	P22	G11388	P64	G11592	P2	G306-06	P101
G11009	P24	G11389	P34	G1K231	P52	G306-06	P102
G11010	P42	G11389	P34	G1K248	P108	G306-06	P103
G11015	P2	G11389	P34	G1K248	P110	G306-06	P104
G11028	P68	G11389	P36	G1K249	P111	G306-06	P106

Part No.	Page	Part No.	Page	Part No.	Page	Part No.	Page
G306-08	P101	G6801-06-08	P106	GA10149	P47	GA12236	P40
G306-10	P46	G6801-06-08	P106	GA10151	P16	GA12236	P42
G306-12	P46	G6801-08	P101	GA10155	P16	GA12403	P111
G3303-108	P2	G6801-10-12	P47	GA10157	P2	GA12597	P113
G3303-114	P28	G6801-12	P47	GA10634	P17	GA12616	P114
G3303-16	P2	G7100-111	P120	GA10635	P44	GA12848	P24
G3303-98	P2	G7100-116	P120	GA10660	P58	GA13719	P88
G3305-01	P31	G7100-140	P115	GA10661	P58	GA14250	P40
G3310-218	P60	G7100-153	P119	GA10765	P44	GA14251	P40
G3310-224	P60	G7100-192	P119	GA10799	P44	GA14847	P44
G3310-224	P78	G7100-204	P115	GA11052	P65	GA15151	P88
G3310-68	P65	G7100-209	P116	GA11075	P80	GA15197	P12
G3310-74	P80	G7100-210	P116	GA11085	P44	GA15197	P14
G3310-75	P68	G7100-211	P115	GA11086	P44	GA15312	P42
G3310-80	P114	G7100-214	P119	GA11087	P44	GA15422	P121
G3400-01	P66	G7100-234	P119	GA11100	P50	GA16082	P111
G3400-01	P77	G7100-247	P119	GA11106	P50	GA17141	P121
G3400-01	P80	G7100-25	P115	GA11107	P50	GA17547	P44
G3400-01	P114	G7100-252	P119	GA11114	P50	GA17547	P71
G6400-06	P47	G7100-258	P118	GA11154	P44	GA17547	P75
G6400-06	P48	G7100-258	P117	GA11155	P44	GA17547	P110
G6400-06-04	P100	G7100-259	P118	GA11157	P44	GA18121	P114
G6400-06-04	P101	G7100-260	P118	GA11520	P32	GA18201	P20
G6400-06-08	P100	G7100-260	P117	GA11591	P84	GA18208	P22
G6400-06-08	P102	G7100-261	P117	GA11596	P86	GA19960	P110
G6400-06-08	P103	G7100-263	P117	GA11699	P44	GA19961	P110
G6400-06-08	P106	G7100-295	P119	GA11766	P84	GA2007	P16
G6400-08-04	P101	G7100-318	P115	GA11767	P84	GA2012L	P6
G6400-10	P48	G7100-329	P119	GA11768	P86	GA2012R	P6
G6400-12	P48	G7100-381	P118	GA11769	P86	GA2014	P6
G6405-08-08	P103	G7100-382	P115	GA11911	P24	GA2014	P10
G6408-06	P48	G7100-385	P116	GA11934	P48	GA2014	P36
G6408-12	P48	G7100-3887	P115	GA11935	P24	GA2014	P38
G6500-06	P47	G7100-392	P116	GA11987	P44	GA2014	P40
G6500-06	P100	G7100-397	P118	GA12133	P24	GA2014	P42
G6500-06	P101	G7100-402	P115	GA12144	P16	GA2019	P20
G6500-06	P102	G7100-404	P115	GA12154	P24	GA2020	P20
G6500-06	P103	G7100-406	P115	GA12214	P50	GA2054	P10
G6500-06	P104	G7100-456	P116	GA12215	P50	GA2068	P60
G6500-06	P106	G7566X	P14	GA12216	P50	GA2068	P114
G6500-08	P101	G8158X	P24	GA12217	P50	GA2075	P30
G6505-06-06	P103	GA0167	P88	GA12226	P50	GA2094	P31
G6505-06-06	P106	GA0245	P88	GA12227	P50	GA2147	P58
G6602-06	P100	GA0257	P88	GA12228	P50	GA2147	P62
G6602-06	P102	GA0270	P97	GA12229	P50	GA2147	P64
G6602-06	P103	GA0378	P81	GA12230	P50	GA2148	P58
G6602-06	P106	GA0895	P58	GA12231	P50	GA2148	P62
G6801-06-08	P100	GA0895	P62	GA12232	P50	GA2148	P64
G6801-06-08	P101	GA0895	P64	GA12233	P50	GA2180	P68
G6801-06-08	P102	GA10054	P70	GA12235	P40	GA2558	P58
G6801-06-08	P103	GA10063	P66	GA12235	P42	GA2558	P62
G6801-06-08	P104	GA10137	P16	GA12236	P38	GA2558	P64

Part No.	Page	Part No.	Page	Part No.	Page	Part No.	Page
GA28390	P2	GA5654	P40	GA7137	P70	GA7806	P54
GA4293	P48	GA5654	P42	GA7144	P71	GA7807	P54
GA4353	P84	GA5698	P22	GA7144	P75	GA7850	P110
GA4444	P26	GA5698	P24	GA7154	P66	GA7851	P110
GA4630	P65	GA5699	P22	GA7154	P68	GA7854	P111
GA4666	P52	GA5715	P34	GA7154	P78	GA7855	P111
GA4705	P58	GA5715	P36	GA7154	P80	GA7857	P111
GA4705	P62	GA5718	P36	GA7154	P113	GA7858	P110
GA5090	P60	GA5719	P34	GA7165	P71	GA7859	P110
GA5090	P114	GA5719	P36	GA7165	P75	GA7860	P64
GA5105	P60	GA5794	P22	GA7180	P114	GA7861	P103
GA5105	P66	GA5795	P22	GA7246	P114	GA7867	P64
GA5105	P68	GA5796	P22	GA7255	P22	GA7949	P8
GA5105	P78	GA5834	P22	GA7274	P74	GA7975	P8
GA5105	P80	GA5853	P88	GA7294	P58	GA7976	P8
GA5106	P66	GA5892	P34	GA7294	P62	GA8001	P81
GA5106	P78	GA5982	P22	GA7295	P58	GA8002	P81
GA5107	P60	GA6038	P22	GA7295	P62	GA8021	P110
GA5107	P66	GA6147	P111	GA7297	P60	GA8022	P110
GA5108	P66	GA6168	P22	GA7302	P80	GA8026	P110
GA5108	P78	GA6171	P8	GA7313	P77	GA8045	P81
GA5109	P66	GA6171	P10	GA7317	P78	GA8046	P111
GA5109	P78	GA6171	P12	GA7322	P62	GA8047	P108
GA5110	P66	GA6171	P12	GA7326	P54	GA8047	P111
GA5110	P78	GA6182	P22	GA7328	P54	GA8172	P80
GA5111	P66	GA6184	P22	GA7329	P54	GA8174	P64
GA5111	P78	GA6187	P22	GA7334	P52	GA8324	P6
GA5112	P66	GA6434	P12	GA7336	P66	GA8326	P28
GA5112	P78	GA6443	P64	GA7341	P96	GA8328	P44
GA5113	P66	GA6454	P64	GA7345	P64	GA8328	P71
GA5114	P60	GA6455	P64	GA7346	P54	GA8328	P75
GA5114	P68	GA6478	P22	GA7347	P84	GA8329	P44
GA5114	P78	GA6497	P54	GA7349	P52	GA8329	P71
GA5114	P81	GA6533	P78	GA7353	P86	GA8329	P75
GA5130	P84	GA6597	P12	GA7354	P86	GA8343	P20
GA5164	P81	GA6618	P10	GA7357	P54	GA8364	P28
GA5165	P81	GA6619	P10	GA7359	P52	GA8366	P28
GA5196	P58	GA6620	P10	GA7360	P54	GA8371	P26
GA5196	P62	GA6633	P22	GA7361	P54	GA8393	P70
GA5196	P64	GA6699	P108	GA7383	P54	GA8393	P74
GA5202	P66	GA6700	P108	GA7415	P86	GA8603	P32
GA5385	P108	GA6701	P108	GA7416	P71	GA8603	P42
GA5482A	P91	GA6733	P10	GA7417	P70	GA8641	P32
GA5482B	P92	GA6741	P30	GA7418	P70	GA8641	P42
GA5482C	P93	GA6801	P10	GA7447	P62	GA8747	P71
GA5548	P66	GA6832	P38	GA7463	P74	GA8748	P75
GA5548	P78	GA6833	P38	GA7466	P52	GA8760	P40
GA5552	P96	GA6834	P38	GA7467	P52	GA8768	P64
GA5572	P96	GA6838	P38	GA7570	P78	GA8769	P64
GA5600	P110	GA6907	P30	GA7571	P78	GA8871	P90
GA5654	P36	GA7116	P86	GA7574	P78	GA8895	P90
GA5654	P38	GA7118	P86	GA7577	P75	GA9033	P89

Part No.	Page	Part No.	Page	Part No.	Page	Part No.	Page
GA9036	P89	GB0291	P42	GD1026	P2	GD10586	P74
GA9052	P90	GB0301	P6	GD1026	P26	GD10587	P74
GA9055	P90	GB0314	P16	GD1026	P66	GD1059L	P26
GA9057	P89	GB0319	P24	GD10282	P74	GD1059R	P26
GA9060	P89	GB0328	P24	GD10283	P88	GD1060	P26
GA9088	P86	GB0331	P16	GD10328	P58	GD1061	P28
GA9131	P42	GB0358	P24	GD10328	P62	GD1063	P28
GA9144	P110	GB0383	P40	GD10329	P60	GD10635	P74
GA9507	P108	GB0387	P38	GD10332	P60	GD10636	P74
GA9508	P108	GB0387	P40	GD10336	P65	GD10638	P74
GA9571	P74	GB0387	P42	GD10336	P78	GD1065	P2
GA9572	P74	GB0410	P20	GD10337	P66	GD10673	P74
GA9676	P114	GB0464	P40	GD10343	P81	GD10693	P74
GA9677	P114	GB0464	P40	GD10348	P80	GD10694	P74
GA9714	P17	GB0554	P88	GD10349	P80	GD10696	P78
GA9843	P81	GD0453-03	P86	GD10366	P78	GD10697	P77
GA9844	P42	GD0453-07	P84	GD10378	P54	GD10698	P74
GA9845	P42	GD0453-09	P86	GD10379	P54	GD10698	P78
GA9846	P60	GD0453-10	P86	GD10403	P58	GD10737	P52
GA9861	P42	GD0652	P86	GD10403	P62	GD10741	P54
GA9862	P42	GD0746	P88	GD10407	P66	GD1083	P20
GA9865	P42	GD0752-41	P84	GD1041	P20	GD1085	P12
GA9964	P44	GD0840	P88	GD10412	P80	GD1086	P8
GA9978	P111	GD0844	P58	GD10418	P52	GD10963	P30
GA9979	P111	GD0844	P62	GD10419	P52	GD10984	P30
GB0110	P20	GD0844	P64	GD1042	P20	GD10991	P8
GB0115	P28	GD0914-111	P80	GD10432	P54	GD10993	P2
GB0116	P28	GD0914-74	P68	GD10433	P54	GD11017	P6
GB0120	P20	GD0914-81	P80	GD10449	P54	GD11045	P68
GB0213	P42	GD0914-98	P68	GD10450	P52	GD11045	P70
GB0218	P16	GD0914-99	P80	GD10456	P52	GD11045	P77
GB0218	P42	GD10057-01	P120	GD10473	P6	GD11089	P108
GB0218	P42	GD10057-02	P120	GD10473	P10	GD11089	P110
GB0218	P64	GD10057-03	P120	GD10478	P54	GD1109	P10
GB0218	P64	GD10057-04	P120	GD10486	P52	GD1109	P12
GB0239	P10	GD10057-05	P120	GD10486	P55	GD11120	P70
GB0239	P12	GD10057-06	P120	GD10510	P70	GD11120	P74
GB0254	P12	GD10102	P70	GD10510	P74	GD11122	P22
GB0258	P66	GD10103	P70	GD10519	P40	GD1114	P52
GB0258	P78	GD10103	P74	GD10519	P42	GD1114	P78
GB0265	P2	GD10104	P70	GD10520	P81	GD1114	P80
GB0266	P2	GD10109	P78	GD10521	P81	GD1114	P86
GB0267	P2	GD10120	P74	GD10525	P70	GD11155	P54
GB0268	P10	GD10120	P74	GD10527	P70	GD1115L	P30
GB0268	P12	GD10120	P74	GD10528	P70	GD1115R	P30
GB0274	P2	GD10123	P70	GD10529	P70	GD1116	P30
GB0276	P8	GD10123	P74	GD10532	P54	GD1118	P30
GB0278	P16	GD10200	P70	GD10555	P54	GD11219	P26
GB0278	P28	GD10200	P114	GD10556	P54	GD11239	P16
GB0282	P12	GD10207	P90	GD10577	P86	GD11239	P26
GB0285	P2	GD10244-01	P114	GD10584	P74	GD11239	P28
GB0287	P80	GD10254	P113	GD10585	P74	GD11240	P28

Part No.	Page	Part No.	Page	Part No.	Page	Part No.	Page
GD11259	P2	GD12660	P89	GD15803	P44	GD2423	P30
GD11259	P6	GD12660	P90	GD15804	P44	GD24545	P2
GD11279	P17	GD12691	P89	GD15833	P50	GD2460	P31
GD11286	P20	GD12726	P71	GD15849-02	P44	GD24805	P24
GD11297	P28	GD12726	P75	GD15867-09	P50	GD2548-58	P80
GD11305	P26	GD12817	P42	GD15867-10	P50	GD2548-60	P80
GD11306	P6	GD12826	P42	GD15867-11	P50	GD2548-70	P80
GD11311	P20	GD12827	P42	GD16182	P108	GD2548-90	P80
GD11313	P14	GD12829	P42	GD16188	P48	GD2557	P52
GD1132	P36	GD13361	P2	GD16205	P81	GD2557	P52
GD1132	P38	GD13394	P66	GD16208	P80	GD2558	P52
GD1132	P40	GD13394	P68	GD16209	P81	GD2558	P54
GD1132	P42	GD13422	P66	GD16233	P44	GD2558	P60
GD11413	P16	GD13422	P68	GD16241	P44	GD2558	P65
GD11413	P28	GD13656	P114	GD16243	P44	GD2558	P77
GD11423	P8	GD13659	P108	GD16245	P2	GD2597	P88
GD11424	P26	GD14065	P12	GD16246	P80	GD26419	P20
GD1143	P31	GD14170	P42	GD16251	P50	GD26793	P40
GD1144	P31	GD14258	P44	GD16324-01	P44	GD2721	P84
GD1145	P31	GD14398	P32	GD1701	P86	GD2721	P86
GD11453	P8	GD14413	P65	GD17014	P2	GD27234	P90
GD11474	P110	GD14414	P65	GD17021	P24	GD27235	P89
GD11490	P58	GD14426	P65	GD17028	P24	GD27236	P93
GD11490	P62	GD14429	P65	GD17047	P24	GD27237	P89
GD11490	P64	GD14430	P65	GD17048	P24	GD27237	P90
GD11508	P14	GD14431	P65	GD17049	P24	GD2947	P30
GD11509	P14	GD14432	P65	GD17050	P24	GD2971-10	P26
GD11528	P20	GD14467	P24	GD17099	P24	GD2971-17	P114
GD1166	P58	GD14468	P24	GD17104	P24	GD3180-12	P10
GD1166	P62	GD14477	P24	GD17152	P24	GD3180-15	P60
GD1166	P64	GD14512	P70	GD17162	P24	GD3180-15	P68
GD11677	P32	GD14513	P70	GD17186	P24	GD3180-27	P50
GD11700	P48	GD14513	P74	GD17187	P24	GD3612	P2
GD11787	P20	GD14541	P24	GD17423-01	P50	GD3777-10	P50
GD11813	P64	GD14592	P24	GD1755	P22	GD3777-11	P50
GD11814	P64	GD14595	P66	GD18065	P114	GD4086	P46
GD11845	P2	GD14626	P50	GD18095	P24	GD4086	P100
GD11845	P6	GD14627	P50	GD18098	P24	GD4086	P101
GD11845	P10	GD14660	P44	GD18118	P110	GD4086	P102
GD11962	P2	GD1512	P120	GD18168	P110	GD4086	P103
GD11962	P26	GD15386	P84	GD18704	P20	GD4086	P104
GD11983	P90	GD15663	P24	GD19292	P32	GD4086	P106
GD11993	P110	GD15696	P66	GD19292	P42	GD5212	P81
GD11993	P111	GD15698	P20	GD19333	P20	GD5752	P60
GD12548	P89	GD15699	P22	GD19790	P20	GD5752	P114
GD1255	P78	GD15700	P24	GD2117	P120	GD5753	P60
GD1255	P81	GD15723	P86	GD21540	P88	GD5753	P114
GD1256	P81	GD15747	P16	GD2161	P84	GD5804	P58
GD12561	P17	GD15789	P44	GD2169	P64	GD5804	P62
GD12561	P17	GD15790	P44	GD2169	P64	GD5857	P38
GD12659	P89	GD15792-09	P50	GD2199	P116	GD5857	P65
GD12659	P90	GD15792-10	P50	GD2200	P50	GD5857	P68

Part No.	Page	Part No.	Page	Part No.	Page	Part No.	Page
GD5857	P78	GD9170	P64	GR0714	P91	GR1208	P108
GD5857	P114	GD9179	P64	GR0716	P91	GR1208	P108
GD5860	P68	GD9208	P64	GR0716	P93	GR1270	P92
GD5860	P78	GD9254	P32	GR0717	P91	GR1271	P92
GD5875	P86	GD9254	P42	GR0717	P92	GR1272	P92
GD5892	P54	GD9290	P10	GR0717	P93	GR1273	P92
GD5892	P84	GD9305	P10	GR0911	P68	GR1276	P92
GD6279-05	P48	GD9333	P52	GR0912	P60	GR1278	P92
GD6291	P110	GD9378	P81	GR0912	P65	GR1279	P92
GD6825-11.25	P114	GD9529	P71	GR0912	P68	GR1294	P81
GD7041	P58	GD9529	P75	GR0912	P78	GR1294	P81
GD7041	P62	GD9530	P71	GR0912	P80	GR1295	P81
GD7127	P65	GD9530	P75	GR0912	P114	GR1300	P81
GD7127	P78	GD9562	P10	GR1024	P91	GR1300	P81
GD7145	P50	GD9667	P70	GR1024	P92	GR1301	P81
GD7145	P70	GD9671	P70	GR1025	P91	GR1301	P81
GD7145	P96	GD9671	P74	GR1026	P91	GR1303	P70
GD7145	P108	GD9672	P70	GR1027	P91	GR1303	P74
GD7148	P28	GD9672	P74	GR1028	P91	GR1304	P70
GD7258	P28	GD9707	P108	GR1032	P96	GR1304	P74
GD7318	P2	GD9708	P108	GR1033	P96	GR1305	P70
GD7426	P66	GD9715	P38	GR1034	P96	GR1305	P74
GD7803	P32	GD9720	P38	GR1035	P96	GR1306	P70
GD7803	P42	GD9724	P38	GR1036	P96	GR1306	P74
GD7804	P32	GD9724	P40	GR1037	P96	GR1352	P81
GD7804	P42	GD9724	P42	GR1037	P100	GR1365	P81
GD7817-01	P36	GD9750	P52	GR1037	P100	GR1365	P81
GD7817-04	P36	GM0245-01	P121	GR1037	P101	GR1414	P110
GD7823	P36	GM0245-02	P121	GR1037	P102	GR1415	P110
GD7878	P22	GR0146MPP	P120	GR1037	P102	GR1447	P71
GD7889	P34	GR0150	P88	GR1037	P103	GR1448	P75
GD7889	P36	GR0151	P88	GR1037	P103	GR1449	P75
GD7889	P66	GR0155MPP	P120	GR1037	P103	GR1450	P71
GD7889	P68	GR0181	P91	GR1037	P104	GR1465	P100
GD7889	P78	GR0181	P92	GR1037	P106	GR1465	P101
GD7889	P113	GR0193	P91	GR1037	P106	GR1466	P48
GD7890	P34	GR0193	P92	GR1037	P106	GR1467	P47
GD7890	P36	GR0193	P93	GR1038	P96	GR1467	P47
GD8175	P58	GR0193	P93	GR1039	P96	GR1467	P48
GD8175	P62	GR0196	P28	GR1040	P96	GR1467	P48
GD8175	P84	GR0196	P2	GR1041	P96	GR1504	P93
GD8237	P22	GR0270	P58	GR1042	P96	GR1505	P93
GD8266	P34	GR0270	P62	GR1043	P96	GR1506	P93
GD8307	P36	GR0270	P64	GR1044	P96	GR1507	P93
GD8311	P64	GR0434	P58	GR1045	P47	GR1508	P93
GD8460	P12	GR0434	P62	GR1045	P48	GR1509	P93
GD8751	P110	GR0434	P64	GR1045	P48	GR1511	P93
GD8770	P110	GR0586	P111	GR1045	P96	GR1512	P93
GD8771	P110	GR0594	P110	GR1045	P96	GR1521	P90
GD8778	P22	GR0663	P91	GR1046	P96	GR1553	P89
GD9052	P54	GR0664	P20	GR1047	P96	GR1554	P89
GD9120	P12	GR0709	P91	GR1048	P96	GR1554	P90

Part No.	Page	Part No.	Page	Part No.	Page	Part No.	Page
GR1569 .....	P20						
GR1570MPP .....	P121						
GR1734 .....	P47						
GR1736 .....	P44						
GR1762 .....	P111						
GR1777 .....	P44						
GR1828 .....	P121						
GR1848 .....	P20						
GR1897 .....	P20						
GR1956 .....	P108						
GR1956 .....	P108						
GR1957 .....	P108						
GR1958 .....	P108						
R1023 .....	P91						
R1274 .....	P92						
R1510 .....	P93						

**This page left blank intentionally.**