

# MODEL 3110 MOUNTED PLANTER

# PARTS MANUAL

**M0255-02**

**Rev. 4/16**

This manual applies to:           Model: 3110 Mounted Planters  
  2015 Production and on

Record serial number of your planter and date purchased:

Serial Number \_\_\_\_\_

Date Purchased \_\_\_\_\_

Information in this manual was current at time of printing. However, due to Kinze's ongoing product improvement, production changes may cause your machine to appear slightly different in detail. Kinze Manufacturing, Inc. reserves the right to change specifications or design without notice and without incurring obligation to install the same on machines previously manufactured.

Right hand (R.H.) and left hand (L.H.), as used throughout this manual, are determined by facing in the direction the machine will travel when in use, unless otherwise stated.

**This page left blank intentionally.**

**ROW UNIT**

Shank Assembly, Seed Tube, and Depth Adjustment . . . . P1

Parallel Arms, Mounting Support Plate,  
and Quick Adjustable Down Force Springs . . . . . P3

15" Seed Opener Disc Blade/Bearing  
Assembly and Scrapers . . . . . P5

Gauge Wheels . . . . . P7

Covering Discs/Single Press Wheel. . . . . P9

"V" Closing Wheels . . . . . P11

Drag Closing Attachment. . . . . P13

Hopper Support and Meter Drive. . . . . P15

Seed Hopper and Lid. . . . . P17

Finger Pickup Seed Meter . . . . . P19

Brush-Type Seed Meter. . . . . P21

Vacuum Seed Meter . . . . . P23

Granular Chemical Hopper and  
Hopper Panel Extension . . . . . P25

Granular Chemical Meter and Meter Drive . . . . . P27

Granular Chemical Banding Options . . . . . P29

Spring Tooth Incorporator . . . . . P31

Row Unit Mounted No Till Coulter . . . . . P32

Row Unit Mounted Bed Leveler . . . . . P33

Row Unit Mounted Disc Furrower . . . . . P35

Row Unit Mounted Residue Wheel . . . . . P37

Coulter Mounted Residue Wheels . . . . . P39

Frame Mounted Coulter W/Residue Wheels . . . . . P41

**VACUUM SYSTEM**

Digital Vacuum Gauge, Analog Vacuum Gauge,  
and Vacuum Fan Assembly. . . . . P45

Vacuum Fan Hydraulic Components . . . . . P47

Vacuum Fan Hydraulic Motor Assembly . . . . . P49

Optional Flow Control Needle Valve Kit . . . . . P49

Vacuum Fan Motor Valve Block Assembly  
(Located Below Vacuum Fan Assembly) . . . . . P50

Manifolds and Distribution Hoses . . . . . P51

**BASE MACHINE**

Toolbar Assembly. . . . . P53

Ground Drive Wheel Assembly . . . . . P55

Contact Drive Wheel Assembly . . . . . P57

Seed Rate Transmission and Module Drive Assembly. . . . . P59

Module Drive . . . . . P61

Front Mounted Drive Wheel. . . . . P63

Point Row Clutch . . . . . P65

Point Row Clutch Electrical Components . . . . . P67

Row Marker Assembly, Conventional 6 Row 30" . . . . . P69

Row Marker Assembly, Two-Fold Low Profile  
6 Row 36"/38"/40", 8 Row 30",  
and 8 Row 36"/38"/40" . . . . . P71

Row Marker Spindle/Hub/Blade. . . . . P73

**HYDRAULICS**

Row Marker Cylinder, 6 Row 30" . . . . . P75

Row Marker Cylinder,  
6 Row 36"/38"/40" and 8 Row 36"/38"/40" . . . . . P76

Row Marker Sequencing/Flow Control Valve . . . . . P77

Row Marker Hydraulic System. . . . . P79

**ELECTRONICS**

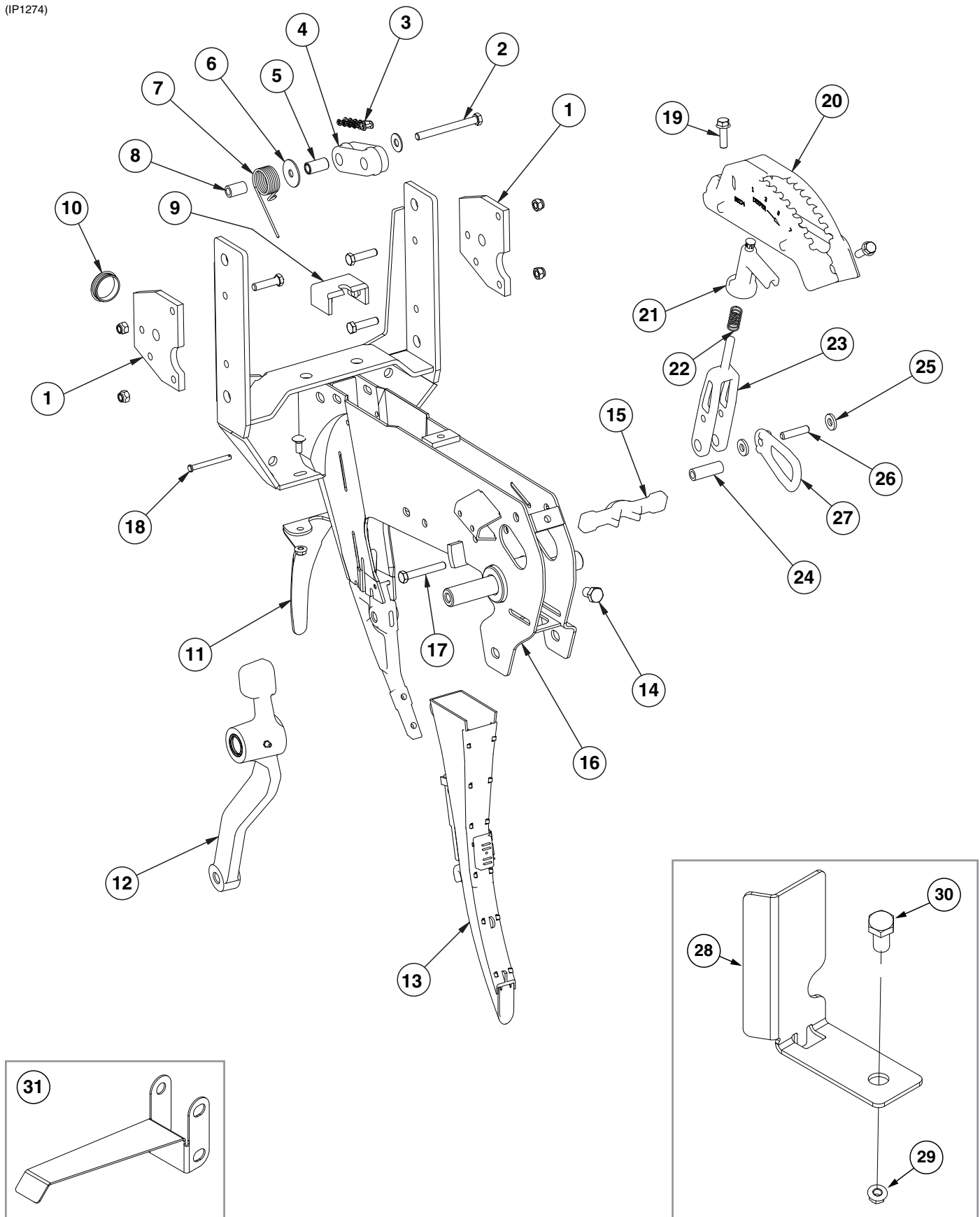
Electrical Components. . . . . P81

KPM III Electronic Seed Monitor . . . . . P82

**MISCELLANEOUS . . . . . P85**

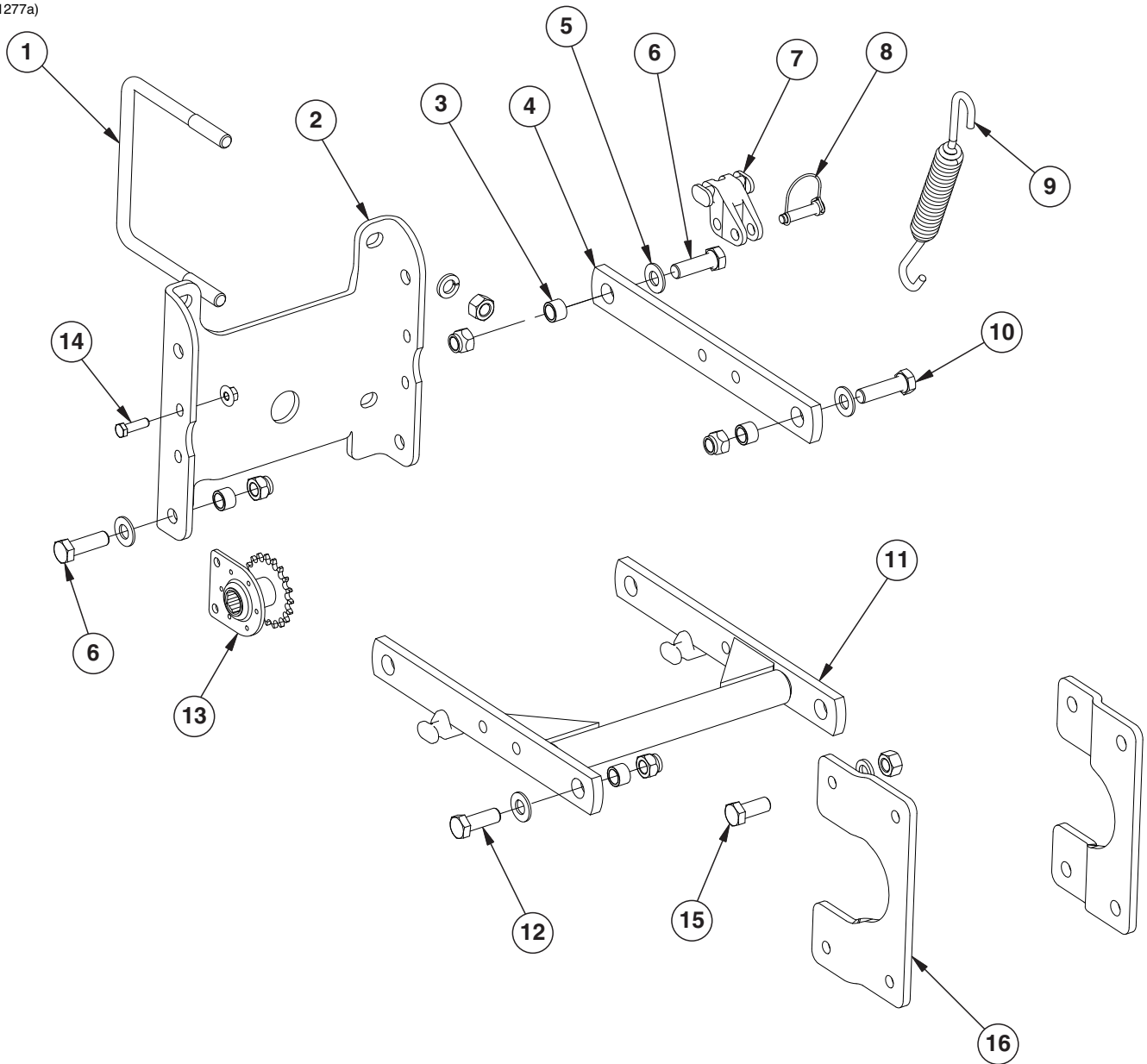
**NUMERICAL INDEX . . . . . P94**

(IP1274)



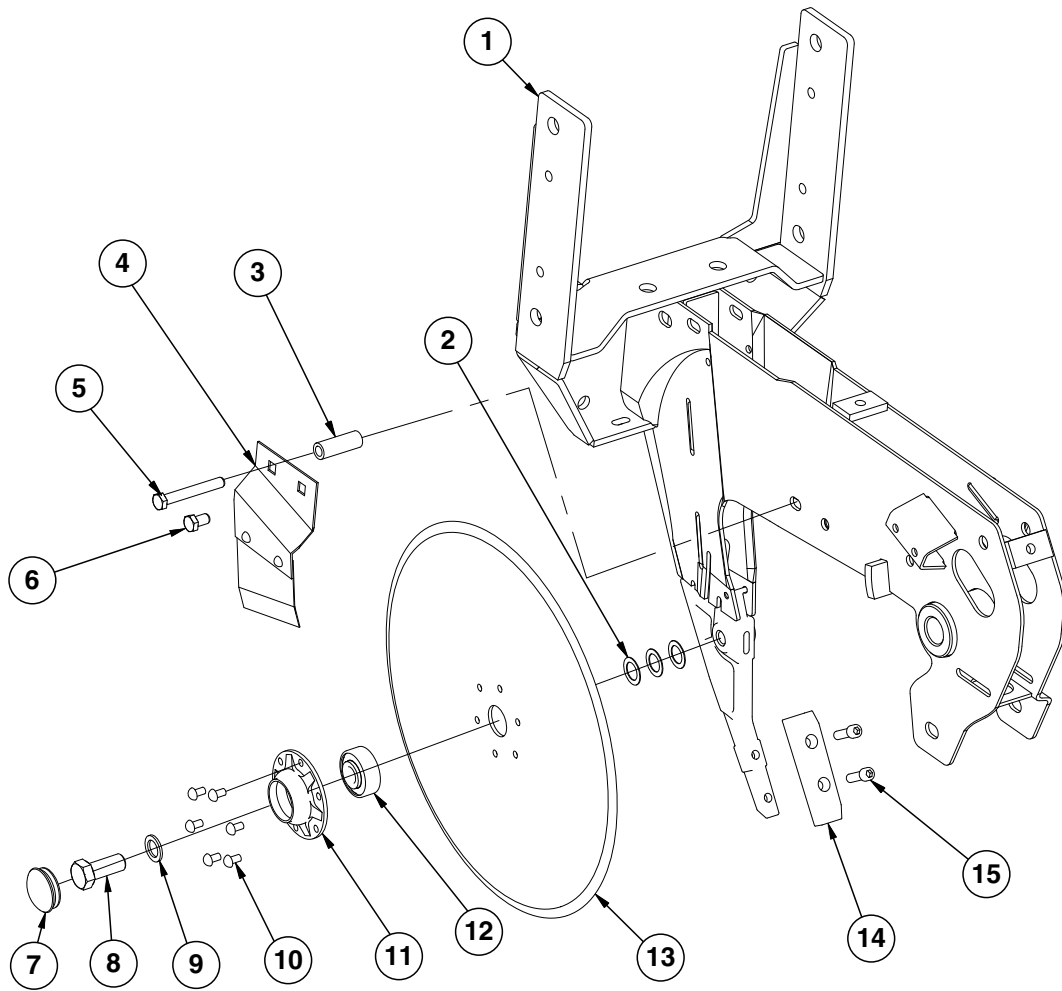
ITEM	PART NO.	QTY. (Per Row)	DESCRIPTION
1	GD24545	2	Stop
	G10003	3	Hex Head Cap Screw, 3/8"-16 x 1 1/2"
	G10108	4	Lock Nut, 3/8"-16
2	G10326	1	Hex Head Cap Screw, 3/8"-16 x 3 3/4"
	G11387	1	Flat Washer, 3/8" SAE
3	G3303-98	-	Chain, No. 41, 98 Pitch Including Connector Link (Mechanical)
	G3303-108	-	Chain, No. 41, 108 Pitch Including Connector Link (Vacuum)
	G3303-16	-	Chain, No. 41, 16 Pitch Including Connector Link (Used W/Row Unit Extension Brackets)
	GR0196	-	Connector Link, No. 41
4	GD11962	1	Idler
5	GD1026	1	Sleeve, 1 3/16" Long
6	G10201	1	Special Washer, 3/8" x 1 1/2" O.D.
7	GD1065	1	Idler Spring
8	GD7318	1	Sleeve, 1" Long
9	GD16245	1	Sun Shade (Rubber)
10	GD11845	1	Dust Cap
11	GD28390	1	Shield
	G10312	2	Carriage Bolt, 5/16"-18 x 3/4"
	G10620	2	Serrated Flange Nut, 5/16"-18
12	---	-	<a href="#">See "Gauge Wheels" on page P7</a>
13	---	-	<a href="#">See "KPM III Electronic Seed Monitor" on page P82</a>
14	G10438	1	Hex Head Cap Screw, 1/2"-13 x 3/4"
15	GB0265	1	Pivot Link, Depth Adjustment
16	GA10157	1	Shank W/Gauge Wheel Pivot Spindle And Set Screw
17	G11592	1	Hex Head Cap Screw, 3/8"-24 x 2 3/4", Grade 8
	G11591	1	Nylon Lock Nut, 3/8"-24, Grade C
18	G10551	1	Clevis Pin, 1/4" x 2 1/2"
	G10669	1	Hair Pin Clip, No. 22
19	G11015	2	Hex Washer Head Cap Screw, 3/8"-16 x 1 1/4"
20	GB0274	1	Cover, Depth Adjustment
21	GB0266	1	Handle, Depth Adjustment
	GD3612	-	Cap Plug
22	GD10993	1	Spring
23	GB0267	1	Lever, Depth Adjustment
24	GD11259	1	Sleeve, 3/8" I.D. x 5/8" O.D. x 1 25/32" Long
25	G10207	1	Washer, 7/8" O.D. x 1 3/32" I.D. x .134" (If Applicable)
26	GD13361	1	Pin, 3/8" x 1 2/3"
27	GB0285	1	Collar, Depth Adjustment
28	GD29798	1	Chain Guard
29	G10071	2	Serrated Flange Nut, 1/2"-13
30	G10014	2	Hex Head Cap Screw, 1/2"-13 x 1"
31	GD29806	-	Seed Tube Bracket

(IP1277a)



ITEM	PART NO.	QTY. (Per Row)	DESCRIPTION
1	GD1113	2	U-Bolt, 5" x 7" x 5/8"-11
	G10230	4	Lock Washer, 5/8"
	G10104	4	Hex Nut, 5/8"-11
2	GD10036	1	Mounting Support Plate
3	GB0218	8	Bushing, 2 1/32" I.D. x 7/8" O.D. x 1 9/32" Long
4	GD11422	2	Upper Parallel Arm
5	G11391	8	Flat Washer, 5/8" SAE
6	G10732	4	Hex Head Cap Screw, 5/8"-18 x 2"
	G11514	4	Lock Nut, 5/8"-18
7	GB0186	2	Spring Anchor
8	GD14217	2	Tab Lock Pin, 7/16" x 1 1/2"
9	GD8249	4	Standard Down Pressure Spring
	GD21337	-	Heavy Duty Down Pressure Spring
10	G10752	2	Hex Head Cap Screw, 5/8"-18 x 2 1/4"
	G11514	2	Lock Nut, 5/8"-18
11	GA5651	1	Lower Parallel Arm
12	G10751	2	Hex Head Cap Screw, 5/8"-18 x 1 3/4"
	G11514	2	Lock Nut, 5/8"-18
13	GA1720	1	Bearing/Sprocket, 7/8" Hex Bore
14	G10004	2	Hex Head Cap Screw, 3/8"-16 x 1 1/4"
	G11091	2	Serrated Flange Nut, 3/8"-16
15	G10007	4	Hex Head Cap Screw, 5/8"-11 x 1 1/2"
	G10230	4	Lock Washer, 5/8"
	G10104	4	Hex Nut, 5/8"-11
16	GB0366	2	Extension Bracket
A	G6325X	-	U-Bolt Package For 5" x 7" Toolbar, Includes: (2) GD1113, (4) G10230, (4) G10104

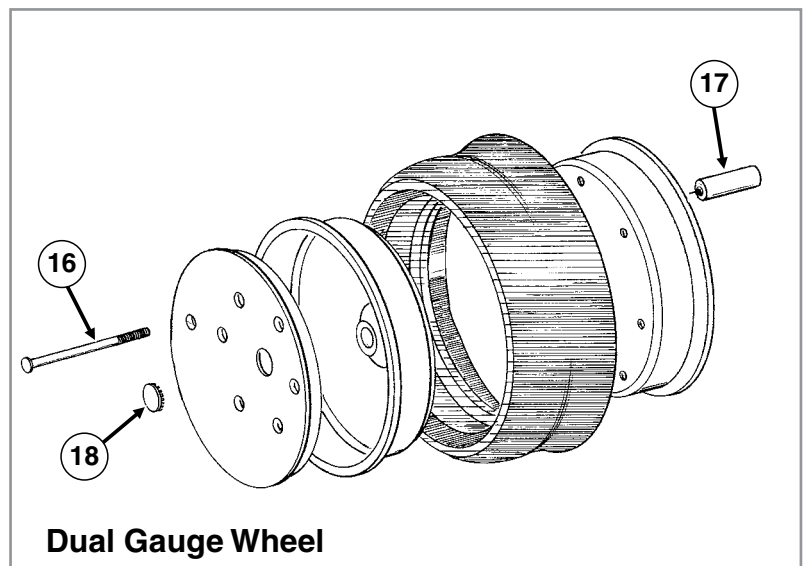
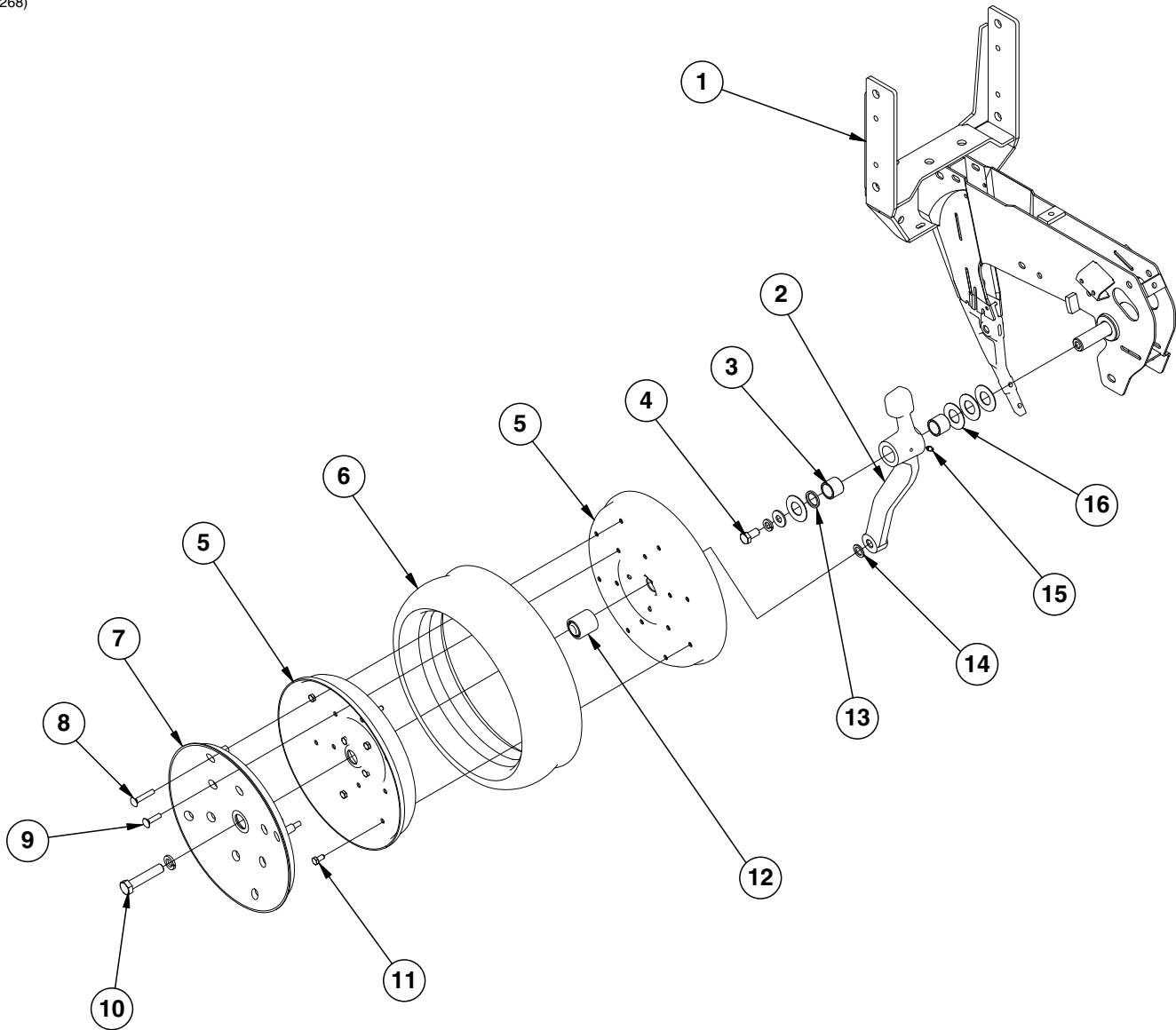
(IP1272)





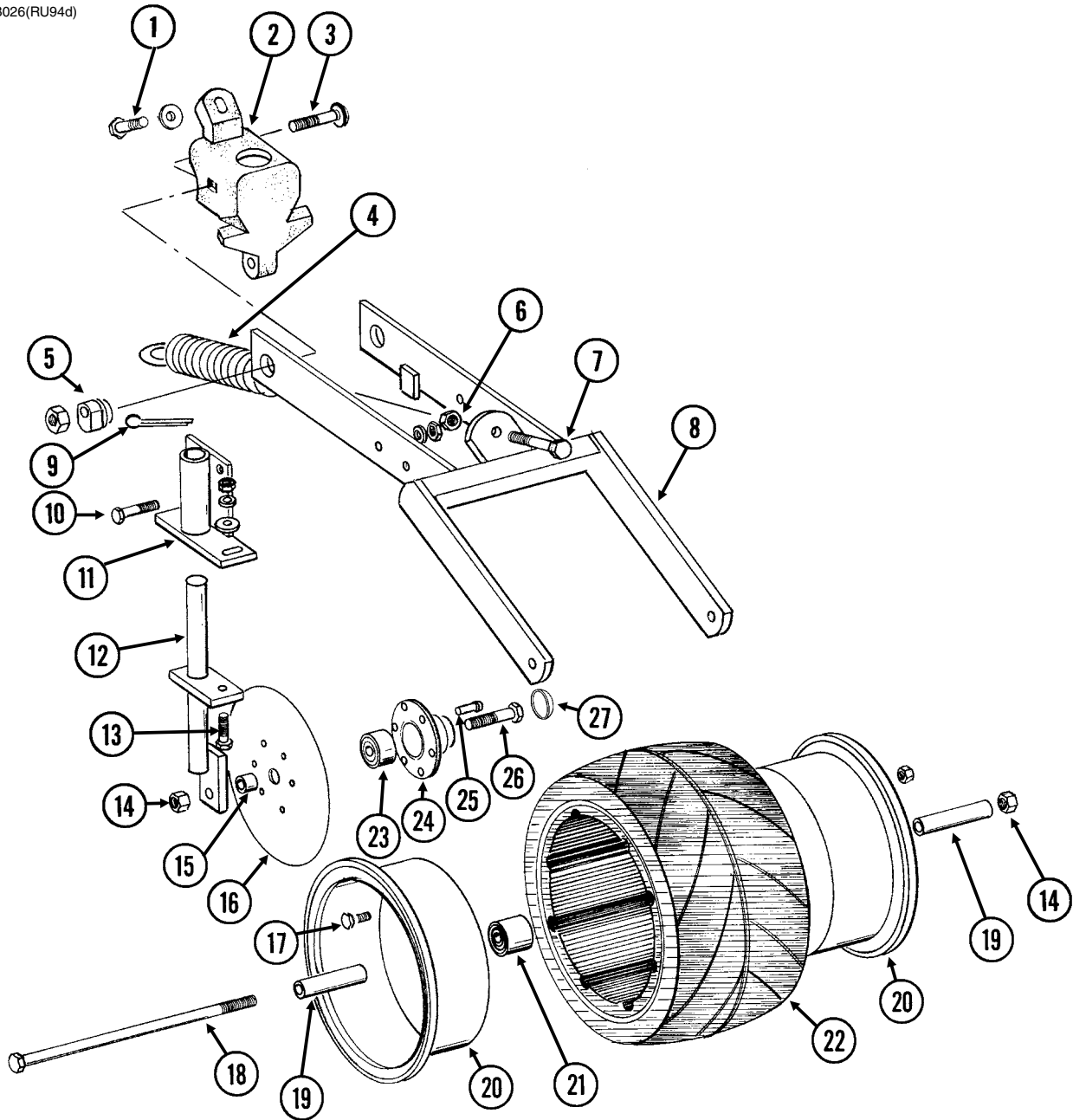
ITEM	PART NO.	QTY. (Per Row)	DESCRIPTION
1	---	-	<a href="#">See "Shank Assembly, Seed Tube, and Depth Adjustment" on page P1</a>
2	GD30725	-	Machine Bushing, 5/8" (.030" Thick)(As Required)
3	GD2971-26	1	Sleeve, 3/8" I.D x 5/8" O.D. x 1.63" Long
4	GA2012R GA2012L	1 -	Disc Scraper, R.H. Disc Scraper, L.H. (Shown)
5	G10325 G10622	1 1	Hex Head Cap Screw, 3/8"-16 x 2 3/4" Serrated Flange Nut, 3/8"-16
6	G10328 G10622	2 1	Hex Head Cap Screw, 3/8"-16 x 5/8" Serrated Flange Nut, 3/8"-16
7	GD11845	2	Dust Cap
8	GD11017	1	Special Hex Head Cap Screw, 5/8"-11 x 1 1/2", L.H. Threads
9	G10204	2	Special Machine Bushing, 5/8" x 1" O.D.
10	G10427	12	Rivet, 1/4" x 1/2"
11	GD10473	2	Bearing Housing
12	GA2014	2	Bearing
13	GD11306	2	Disc Blade, 3.5 mm x 15"
14	GB0301	1	Seed Tube Guard/Inner Scraper
15	G10912	2	Hex Socket Head Cap Screw, 5/16"-18 x 1", Grade 8
A	GA8324	-	Disc Blade/Bearing Assembly, Less Dust Cap (Items 10-13)

(IP1268)



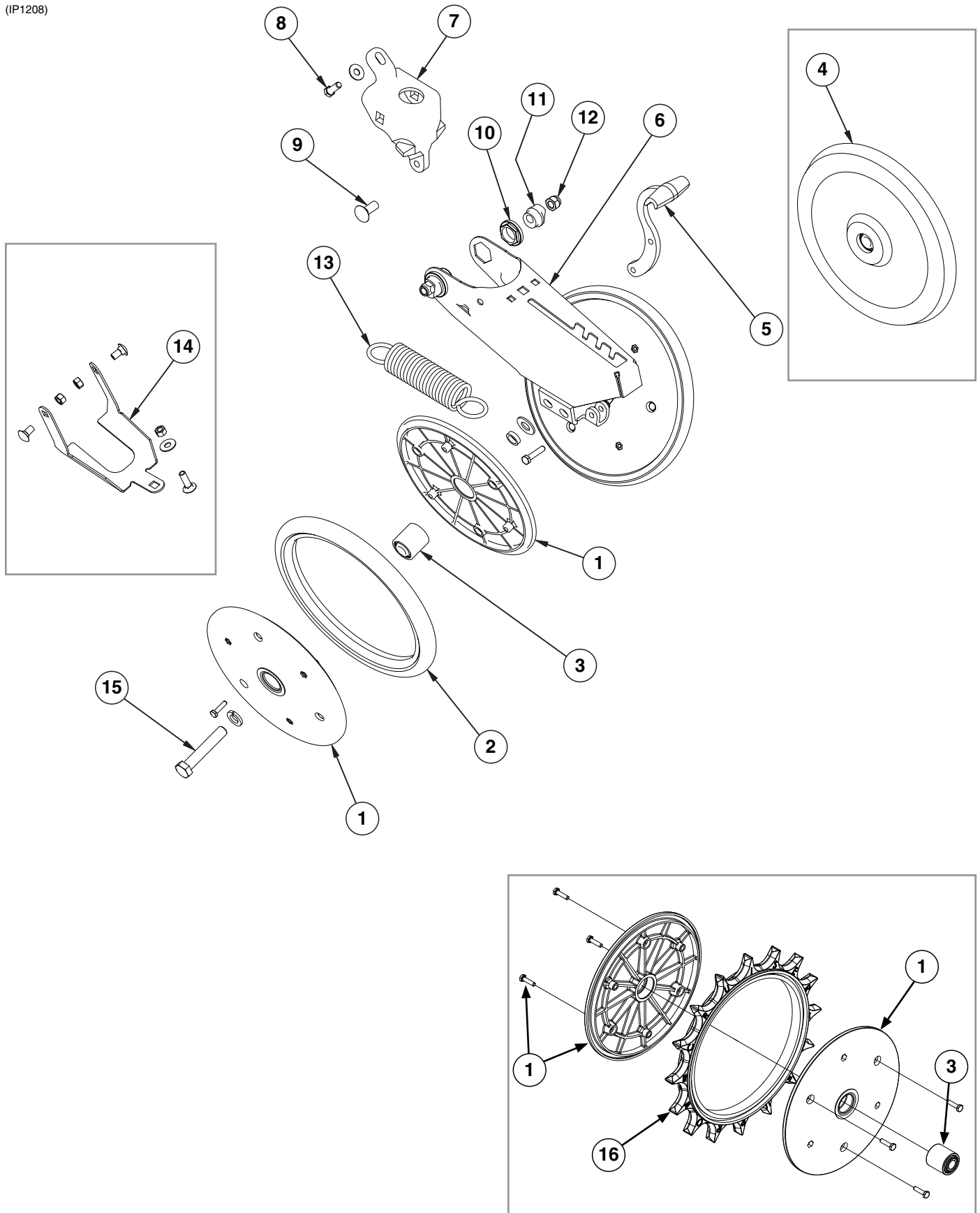
ITEM	PART NO.	QTY. (Per Row)	DESCRIPTION
1	---	-	<a href="#">See "Shank Assembly, Seed Tube, and Depth Adjustment" on page P1</a>
2	GA7975	1	Wheel Arm W/Grease Fitting, Bushings And Seals, L.H. (Shown) (Includes Items 3 and 13)
	GA7976	1	Wheel Arm W/Grease Fitting, Bushings And Seals, R.H. (Includes Items 3 and 13)
3	GB0276	2	Bushing, 1" I.D. x 1¼" O.D. x 1" Long (Per Arm)
4	G10014	1	Hex Head Cap Screw, ½"-13 x 1"
	G10228	2	Lock Washer, ½"
	G10216	2	Washer, ½" USS
5	GD11423	4	Half Wheel
6	GD1086	2	Tire
7	GD11453	2	Cover
8	G10924	8	Carriage Bolt, ⅝"-18 x 1¾"
	G10620	8	Serrated Flange Nut, ⅝"-18
9	G10338	12	Carriage Bolt, ⅝"-18 x 1¼"
	G10620	12	Serrated Flange Nut, ⅝"-18
10	G10010	2	Hex Head Cap Screw, ⅝"-11 x 3"
11	G10018	14	Hex Head Cap Screw, ⅝"-18 x ⅝"
	G10109	14	Lock Nut, ⅝"-18, Grade 8
12	GA6171	2	Bearing
13	GD10991	2	Seal (Per Arm)
14	G10204	2	Special Machine Bushing, ⅝" x 1" O.D.
15	G10640	1	Grease Fitting, ¼"-28 (Per Arm)
16	G10940	-	Machine Bushing, 1" (.048" Thick)
A	GA7949	-	Gauge Wheel Complete (Items 5-9 And 11-12)
B	G1K296	-	Gauge Wheel Arm Bushing And Seal Driver Kit, Includes: (1) Seal Driver, (1) Bushing Driver, (1) Instruction

RUA054/RUB026(RU94d)



ITEM	PART NO.	QTY. (Per Row)	DESCRIPTION
1	G10001	1	Hex Head Cap Screw, 3/8"-16 x 1"
	G11387	1	Flat Washer, 3/8" SAE
2	GB0268	1	Wheel Arm Stop
3	G10801	2	Carriage Bolt, 1/2"-13 x 2 1/4"
	G10315	-	Carriage Bolt, 1/2"-13 x 2 1/2" (Used W/Straight Drop In-Furrow Granular Chemical Bracket)
	G10102	2	Hex Nut, 1/2"-13
4	GA2054	1	Spring
5	GB0239	2	Eccentric Bushing
6	G10102	1	Hex Nut, 1/2"-13
7	G10015	1	Adjusting Bolt, 1/2"-13 x 5"
8	GA6619	1	Mounting Arm
9	G10463	2	Cotter Pin, 1/4" x 1 1/2"
10	G10171	4	Hex Head Cap Screw, 5/16"-18 x 1 1/4"
	G10232	4	Lock Washer, 5/16"
	G10106	4	Hex Nut, 5/16"-18
11	GA6620	2	Bracket
12	GA6618	2	Mount
13	G10303	2	Carriage Bolt, 5/16"-18 x 1"
	G11386	2	Flat Washer, 5/16" SAE
	G10232	2	Lock Washer, 5/16"
	G10106	2	Hex Nut, 5/16"-18
14	G10107	3	Lock Nut, 5/8"-11
15	GD1109	2	Bushing, 4 1/64" I.D. x 7/8" O.D. x 1/4" Long
16	GD9290	2	Disc Blade, 8"
17	G10018	7	Hex Head Cap Screw, 5/16"-18 x 5/8"
	G10109	7	Lock Nut, 5/16"-18, Grade 8
18	G10152	1	Hex Head Cap Screw, 5/8"-11 x 9"
19	GD3180-12	2	Sleeve, 5/8" I.D. x 7/8" O.D. x 2 7/8" Long
20	GD9562	2	Half Wheel
21	GA6171	1	Bearing
22	GD9305	1	Tire
23	GA2014	2	Bearing
24	GD10473	2	Bearing Housing
25	G10427	12	Rivet, 1/4" x 1/2"
26	G10006	2	Hex Head Cap Screw, 5/8"-11 x 2 1/4"
27	GD11845	2	Dust Cap
A	GA6733	-	Single Press Wheel Complete W/Bearing (Items 17 and 20-22)
B	GA6801	-	Covering Disc Blade Complete W/Bearing (Items 16 and 23-25)

(IP1208)



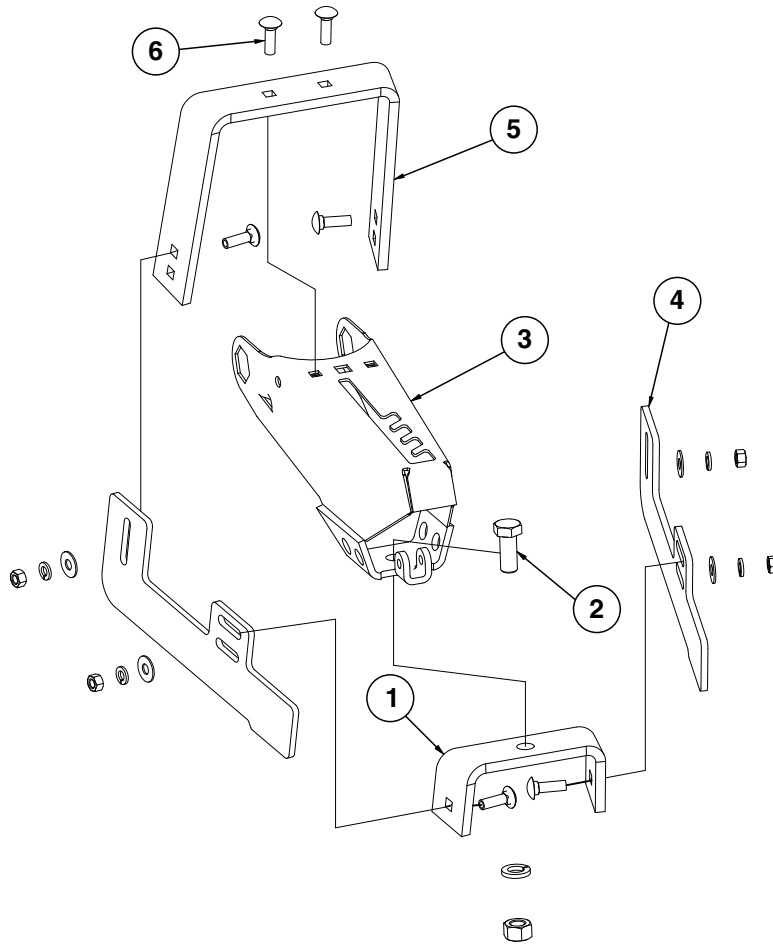
## “V” Closing Wheels

Model 3110

M0255-02

ITEM	PART NO.	QTY. (Per Row)	DESCRIPTION
1	GD9120	4	Nylon Half Wheel
	G10064	12	Hex Head Cap Screw, 1/4"-20 x 1"
2	GD1085	2	Rubber Tire, 1" x 12"
3	GA6171	2	Bearing
4	GA6597	1	Cast Iron Closing Wheel W/Bearing
	GA6171	1	Bearing
5	GB0254	1	Lever
	G10133	1	Hex Head Cap Screw, 5/16"-18 x 1 1/2"
	G10109	1	Lock Nut, 5/16"-18, Grade 8
6	GA15197	1	Arm
7	GB0268	1	Wheel Arm Mount
8	G10001	1	Hex Head Cap Screw, 3/8"-16 x 1"
	G11387	2	Flat Washer, 3/8" SAE
9	G11419	2	Carriage Bolt, 1/2"-13 x 2 1/4"
	G10315	-	Carriage Bolt, 1/2"-13 x 2 1/2" (Used W/Straight Drop In-Furrow Granular Chemical Bracket)
	G11387	-	Flat Washer, 3/8" SAE
10	GB0282	2	Stepped Bushing
11	GB0239	2	Eccentric Bushing
12	G10111	2	Lock Nut, 1/2"-13
13	GD8460	1	Spring
14	G1K345	-	Closing Wheel Shield Kit W/Hardware and Instruction
	GD14065	1	Closing Wheel Shield
	G10599	1	Carriage Bolt, 3/8"-16 x 1 1/4"
	G10308	2	Carriage Bolt, 3/8"-16 x 3/4"
	G10101	3	Hex Nut, 3/8"-16
15	G10013	2	Hex Head Cap Screw, 5/8"-11 x 3 1/2"
	G11391	2	Flat Washer, 5/8" SAE
	GD1109	2	Bushing, 4 1/64" I.D. x 7/8" O.D. x 1/4" Long
	G10230	2	Lock Washer, 5/8"
	G10107	2	Lock Nut, 5/8"-11
16	GD31353	1	Spiked Wheel Insert
A	GA6434	-	Rubber Closing Wheel Complete W/Bearing (Items 1-3)
B	GA22165	-	Spiked Closing Wheel Complete W/Bearing (Items 1-3 and 16)

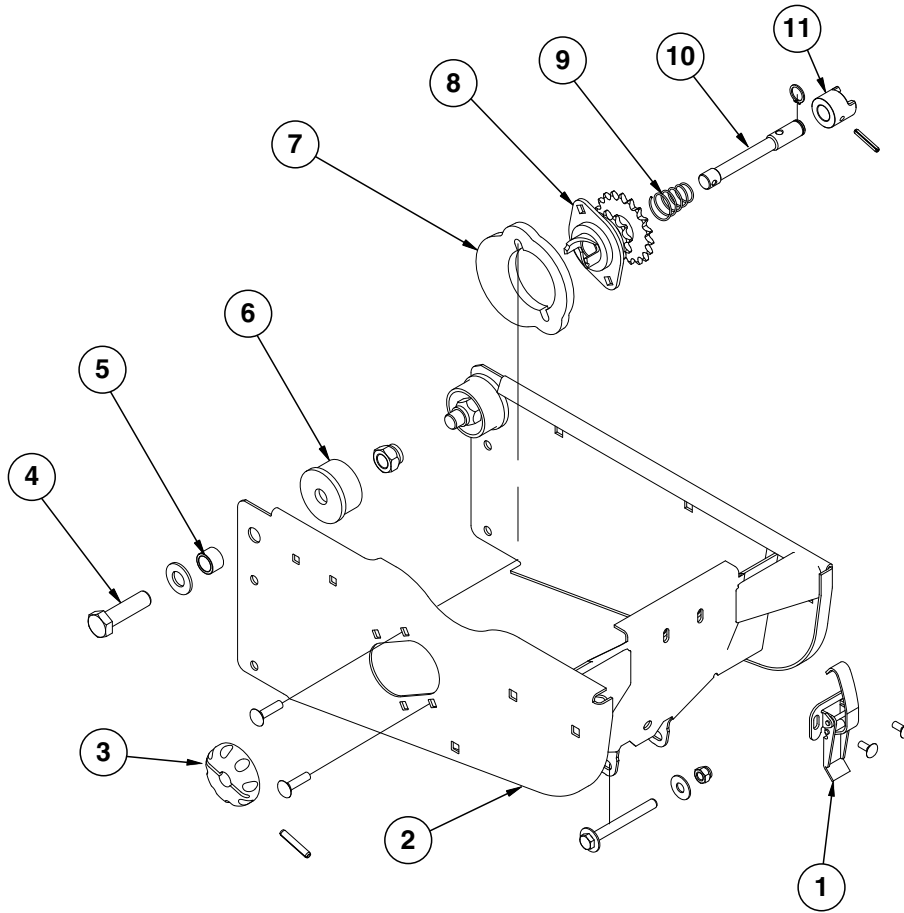
(IP1202)





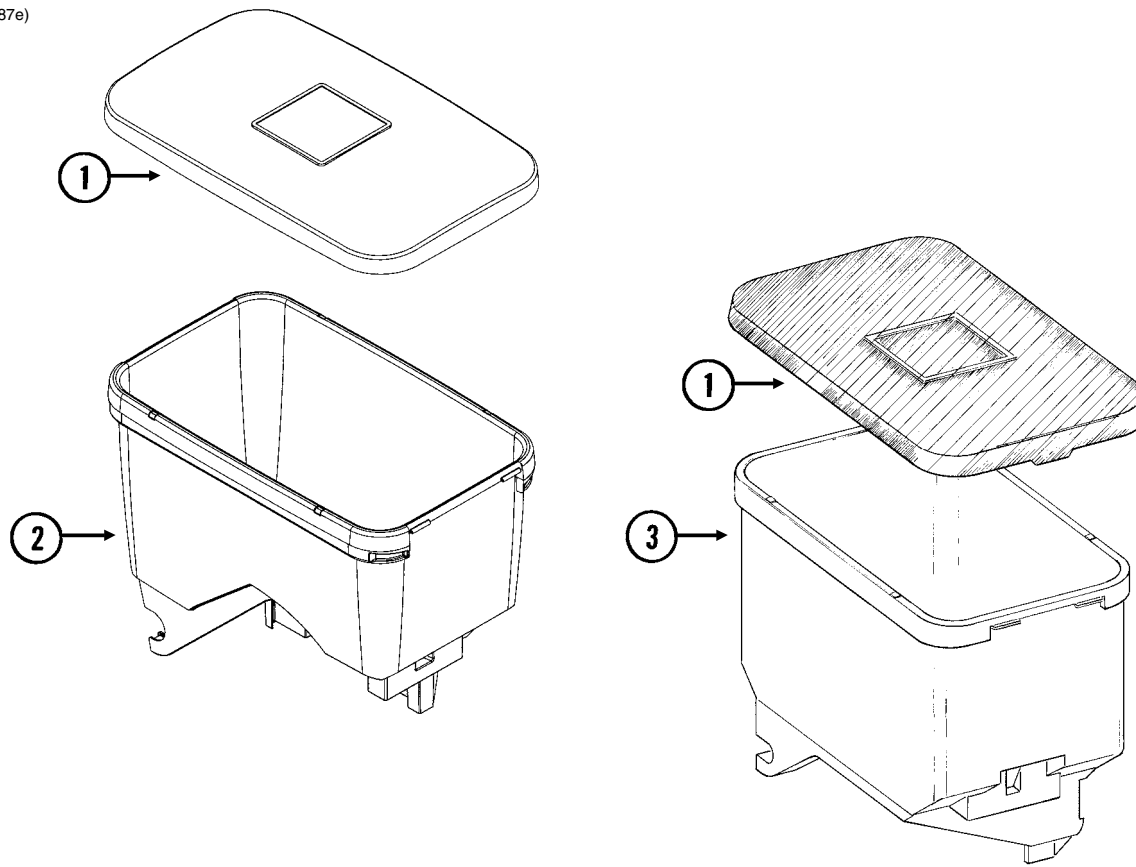
ITEM	PART NO.	QTY. (Per Row)	DESCRIPTION
1	GD11509	1	Rear Bracket
2	G10007	1	Hex Head Cap Screw, 5/8"-11 x 1 1/2"
	G10230	1	Lock Washer, 5/8"
	G10104	1	Hex Nut, 5/8"-11
3	GA15197	1	Arm
4	GD11313	2	Blade
5	GD11508	1	Front Bracket
6	G10599	6	Carriage Bolt, 3/8"-16 x 1 1/4"
	G10229	6	Lock Washer, 3/8"
	G11387	6	Flat Washer, 3/8" SAE
	G10101	6	Hex Nut, 3/8"-16
A	G7566X	-	Drag Closing Attachment Complete (Items 1-6)

(IP1209)



ITEM	PART NO.	QTY. (Per Row)	DESCRIPTION
1	GA2007	1	Hopper Hold Down Latch
	G10621	2	Serrated Flange Nut, 1/4"-20
	G10309	2	Carriage Bolt, 1/4"-20 x 5/8", Grade 2
2	GA10155	1	Hopper Support
	G10061	1	Hex Head Cap Screw, 3/8"-16 x 3 1/2"
	G11387	2	Flat Washer, 3/8" SAE
	G10108	1	Lock Nut, 3/8"-16
3	GD11239	1	Knob
4	G10752	2	Hex Head Cap Screw, 5/8"-18 x 2 1/4"
	G11391	2	Flat Washer, 5/8" SAE
	G10412	2	Lock Nut, 5/8"-18
5	GB0218	2	Bushing, 2 1/32" I.D. x 7/8" O.D. x 1 9/32" Long
6	GB0314	2	Hopper Mount
7	GB0331	1	Clutch Adapter Plate
	G10620	2	Serrated Flange Nut, 5/16"-18
	G10338	2	Carriage Bolt, 5/16"-18 x 1 1/4"
8	GA10137	1	Double Sprocket And Bearing, Drive Clutch, 11/19 Tooth (Mechanical)
	GA12143	1	Double Sprocket And Bearing, Drive Clutch, 11/28 Tooth (Vacuum)
9	GD11413	1	Spring
10	GD29507	1	Clutch Shaft
	G10567	1	External Retaining Ring, 5/8"
11	GB0278	1	Coupler
	G10602	1	Spring Pin, 1/4" x 1 1/2"
A	GA20640	-	Seed Meter Clutch Assembly, 11/28 Tooth (Items 3 And 8-11) (Vacuum Shown)
B	GA10151	-	Seed Meter Clutch Assembly, 11/19 Tooth (Items 3 And 8-11)

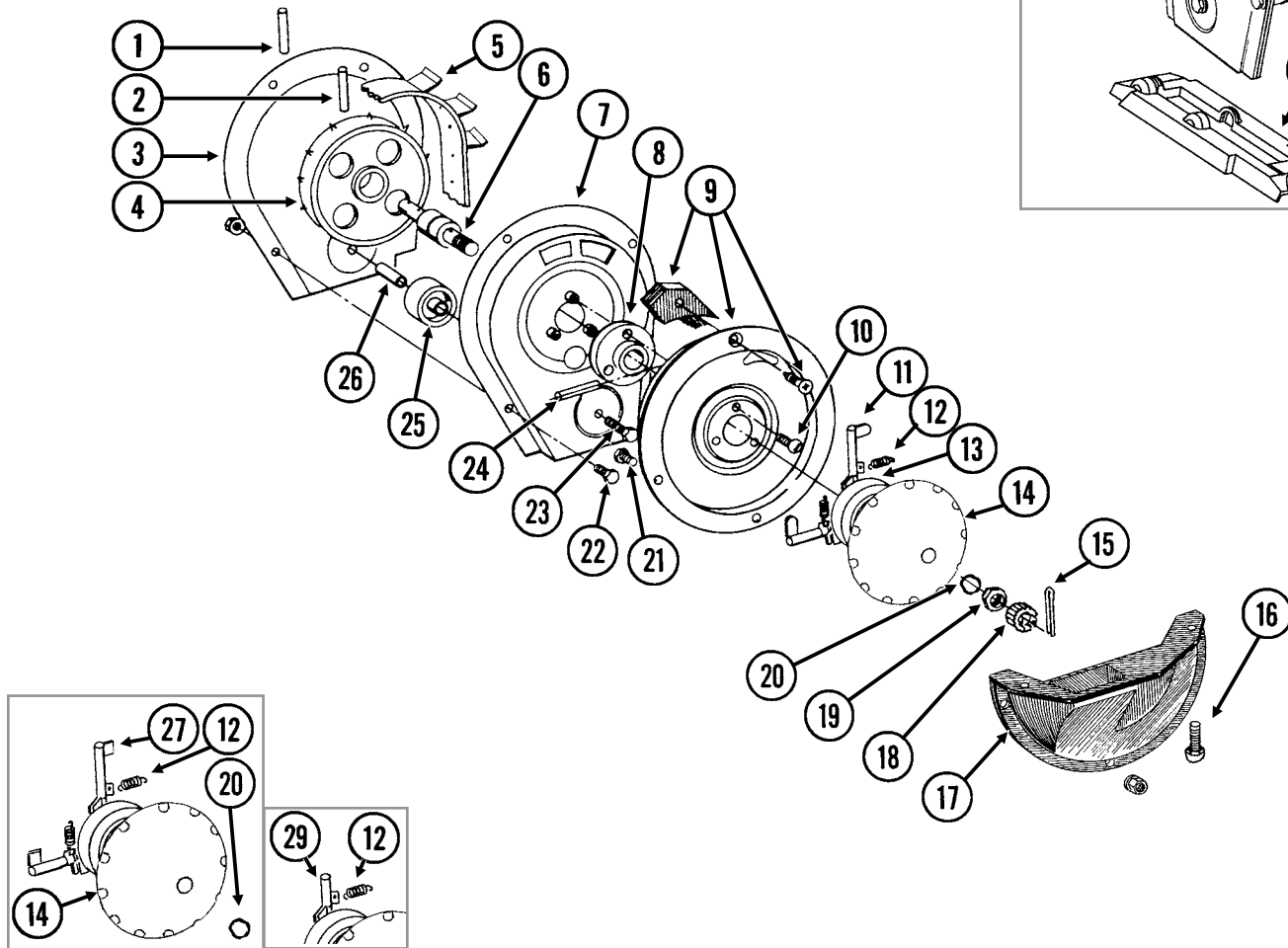
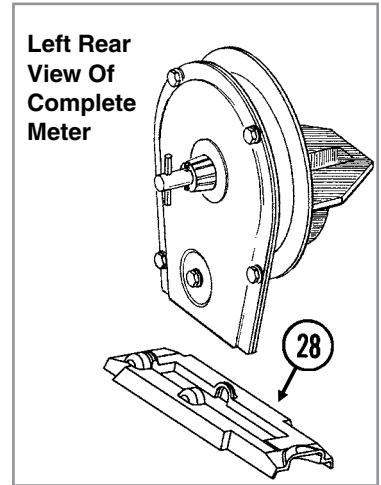
(METR12/RU87e)



ITEM	PART NO.	QTY.	DESCRIPTION
1	GD11279	1	Lid
2	GA20254	1	Seed Hopper (Vacuum)
	GD12561	-	Threaded Insert, 5/16"-18
3	GA9714	1	Seed Hopper, Reinforced (Mechanical)
	GD12561	-	Threaded Insert, 5/16"-18

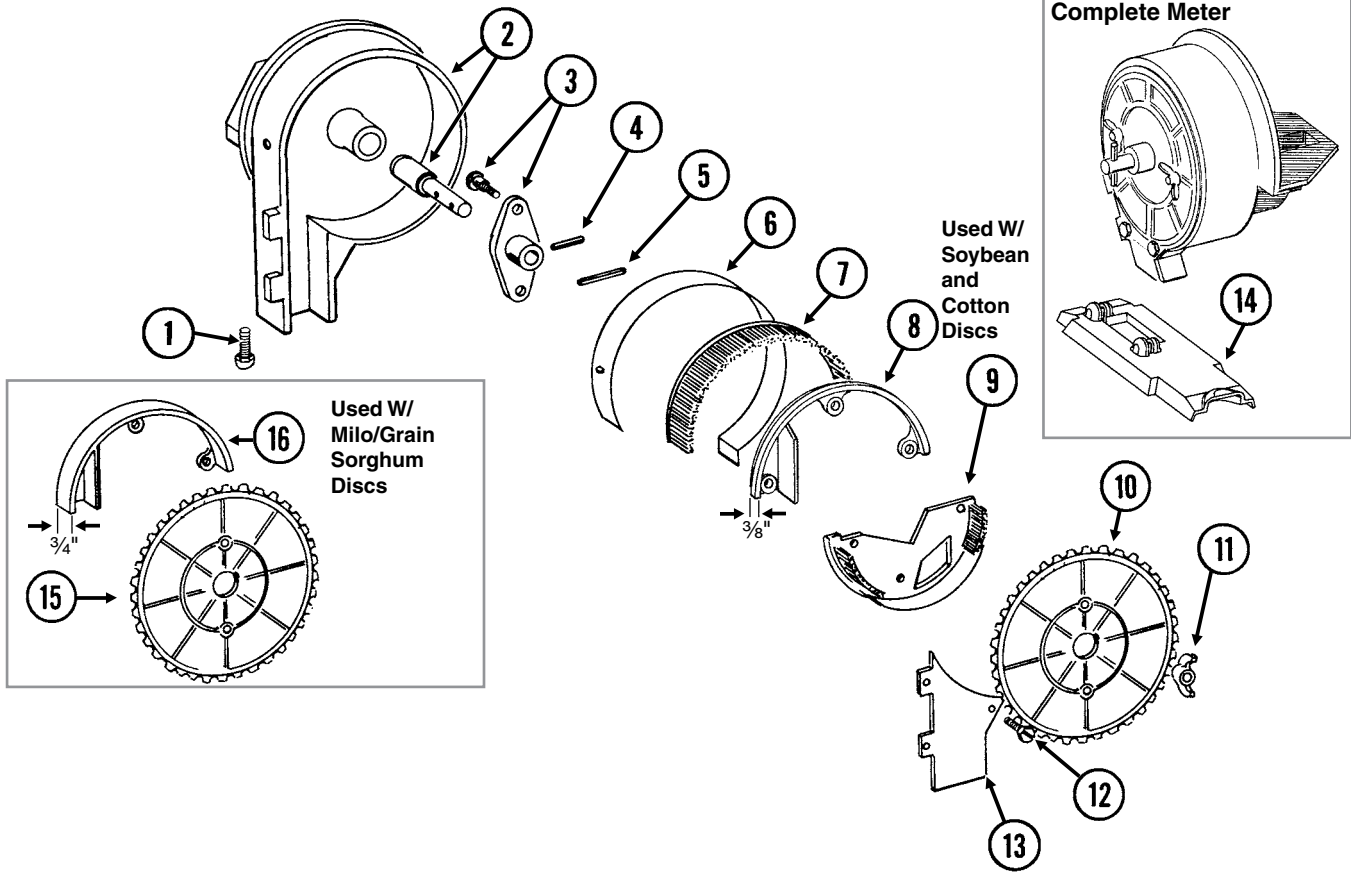
**This page left blank intentionally.**

RUA015/RUA056/RUA057(RU13k/RU13d)



ITEM	PART NO.	QTY. (Per Row)	DESCRIPTION
1	G10602	1	Spring Pin, 1/4" x 1 1/2"
2	G10604	1	Spring Pin, 3/16" x 1 1/2"
3	GD26419	1	Housing Cover
4	GD1041	1	Belt Drive Sprocket
5	GD11286	1	Seed Belt
6	GA2019	1	Bearing
7	GA18201	1	Conveyor Housing
8	GB0110	1	Bearing Housing
9	GR1569	-	Carrier Plate W/Brush and Screw (Corn)
	GR0664	-	Carrier Plate W/Brush and Screw (Sunflower)
	GA2020	-	Brush
	G10690	-	Rolling Thread Screw, No. 10 x 3/4"
10	G10401	3	Slotted Hex Washer Head Screw, No. 10-32 x 5/8"
11	GD18704	12	Finger, Corn
12	GD19790	12	Spring
13	GB0410	1	Cam
14	GD11528	1	Finger Holder
15	G10470	1	Cotter Pin, 5/32" x 1"
16	G11009	2	Locking Thumbscrew, 5/16"-18 x 3/4"
17	GD11311	1	Seed Baffle
18	GD1083	1	Cover Nut
19	G10500	1	Jam Nut, 5/8"-18 UNF
20	GA8343	1	Wave Washer, 5/8" (Triple Wave)
21	G10020	3	Hex Head Cap Screw, 1/4"-20 x 5/8"
	G10323	3	Hex Flange Nut, 1/4"-20, No Serrations
22	G10022	4	Hex Head Cap Screw, 1/4"-20 x 1/2"
	G10621	4	Serrated Flange Nut, 1/4"-20
23	G10021	1	Hex Head Cap Screw, 1/4"-20 x 1 1/2"
	G10621	1	Serrated Flange Nut, 1/4"-20
24	G10603	1	Spring Pin, 1/4" x 1 1/4"
25	GD1042	1	Idler
26	GB0120	1	Bushing, 1 7/64" I.D. x 1 1/32" Long
27	GD19333	12	Finger, Oil Sunflower
28	GD15698	1	Shank Cover, Finger Pickup Seed Meter
29	GD11787	-	Half Rate Blank Finger
A	GR1848	-	Finger Assembly, Corn (Items 11-14 and 20)
B	GR2154	-	Finger Assembly, Oil Sunflower (Items 12, 14, 20, 27, and 30)
C	700-01078	-	Corn Meter Assembly (Items 1-26 and 28)

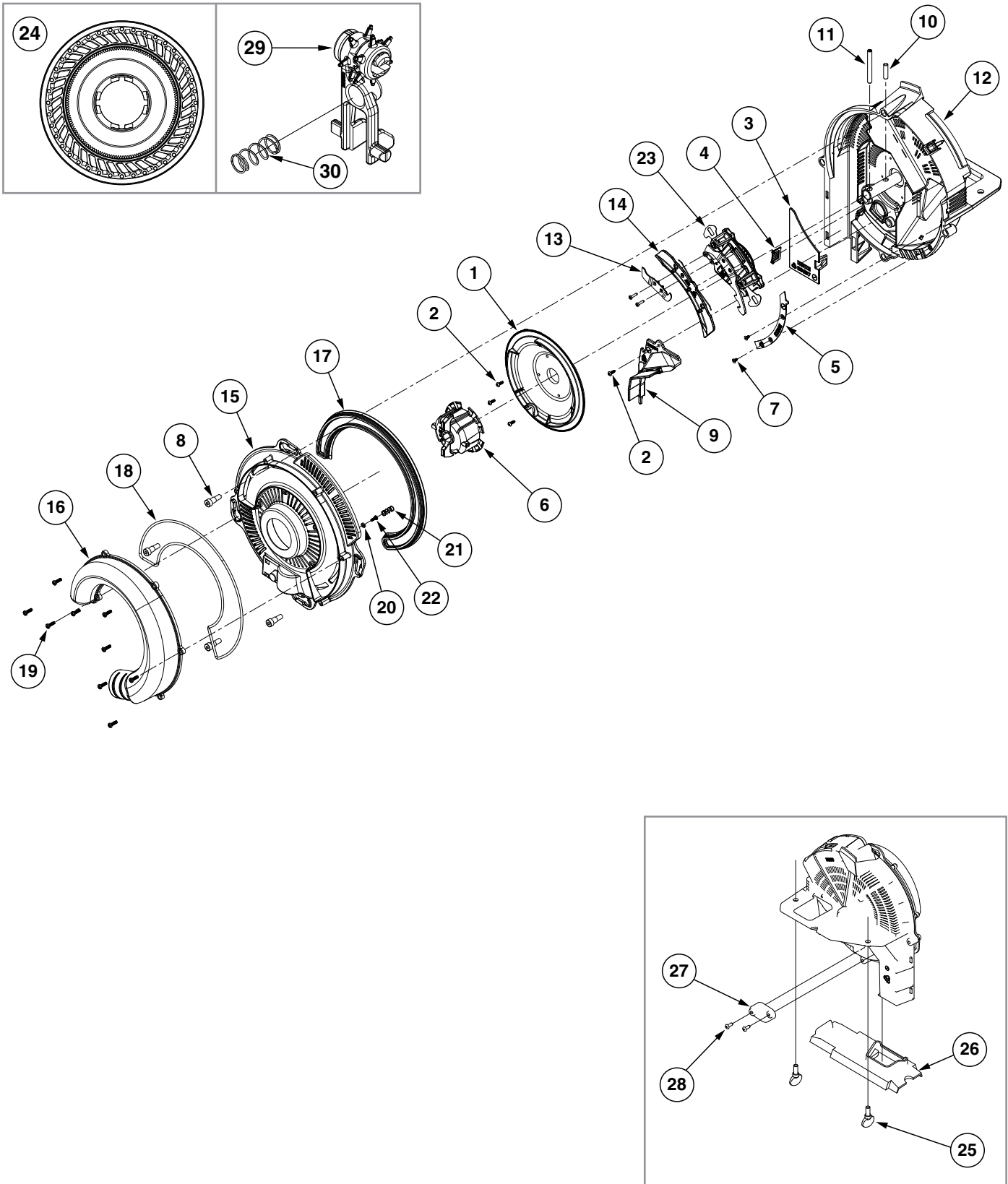
RUA037/RUA056/RUA057(RU14f)





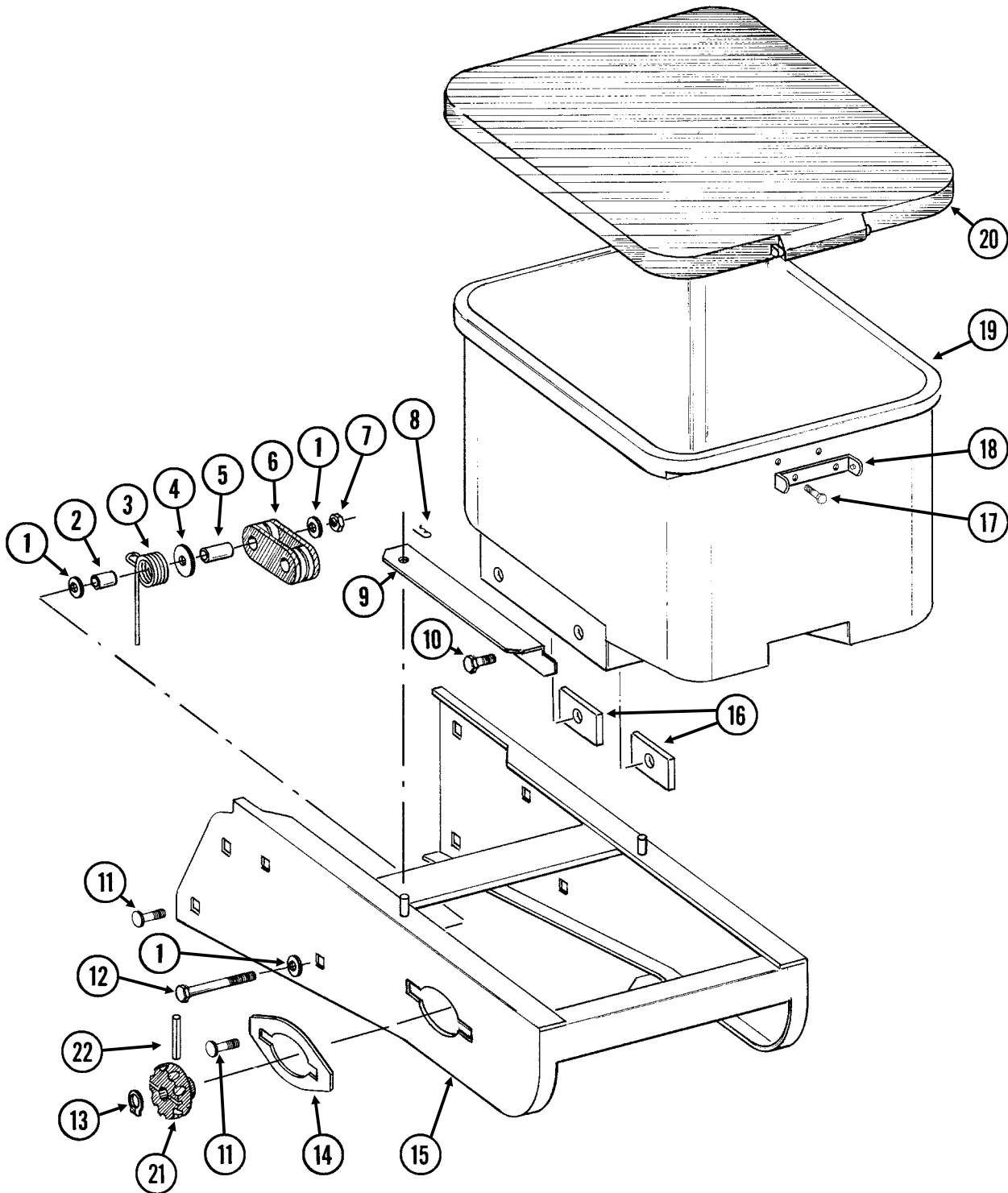
ITEM	PART NO.	QTY. (Per Row)	DESCRIPTION
1	G11009	2	Locking Thumbscrew, 5/16"-18 x 3/4"
2	GA18208	1	Housing W/Bearing
	GA5698	-	Bearing
3	GA6038	1	Hub W/Shoulder Bolts
	GD1755	-	Shoulder Bolt, 1/4"-20 (2 Used)
4	G10603	1	Spring Pin, 1/4" x 1 1/4"
5	G10602	1	Spring Pin, 1/4" x 1 1/2"
6	GD8778	1	Wear Strip
7	GA5699	1	Upper Brush
8	GD11122	1	Upper Brush Retainer (Used W/Soybean and Cotton Discs)
9	GA5834	1	Lower Brush
10	GA5794	-	Seed Disc, Soybean, 60 Cell, Black Color-Coded
	GA6184	-	Seed Disc, Specialty Soybean, 48 Cell, Dark Blue Color-Coded
	GA5796	-	Seed Disc, Cotton, Acid-Delinted, 30 Cell, White Color-Coded
	GA6168	-	Seed Disc, Large Cotton, Acid-Delinted, 36 Cell, Tan Color-Coded
	GA6478	-	Seed Disc, High-Rate Cotton, Acid-Delinted, 48 Cell, Light Green Color-Coded
	GA6182	-	Seed Disc, Hill-Drop Cotton, Acid-Delinted, 12 Cell, Brown Color-Coded
	GA7255	-	Seed Disc, Small Hill-Drop Cotton, Acid-Delinted, 12 Cell, Dark Green Color-Coded
11	G10531	2	Wing Nut W/Nylon Insert, 1/4"-20
12	G11151	9	Hex Washer Head Screw, No. 10-16 x 1/2"
	G10634	-	Slotted Tap Screw, No. 10-24 x 5/8" (Use As Required)
13	GD7878	1	Cover
14	GD15699	1	Shank Cover, Brush-Type Seed Meter
15	GA5982	-	Seed Disc, Small Milo/Grain Sorghum, 30 Cell, Red Color-Coded
	GA6187	-	Seed Disc, Large Milo/Grain Sorghum, 30 Cell, Light Blue Color-Coded
	GA5795	-	Seed Disc, High-Rate Small Milo/Grain Sorghum, 60 Cell, Red Color-Coded
	GA6633	-	Seed Disc, High-Rate Large Milo/Grain Sorghum, 60 Cell, Yellow Color-Coded
16	GD8237	-	Upper Brush Retainer (Used W/Milo/Grain Sorghum Discs)
A	700-01079	-	Brush Meter (Items 1-9 and 11-14)

(IP1507)



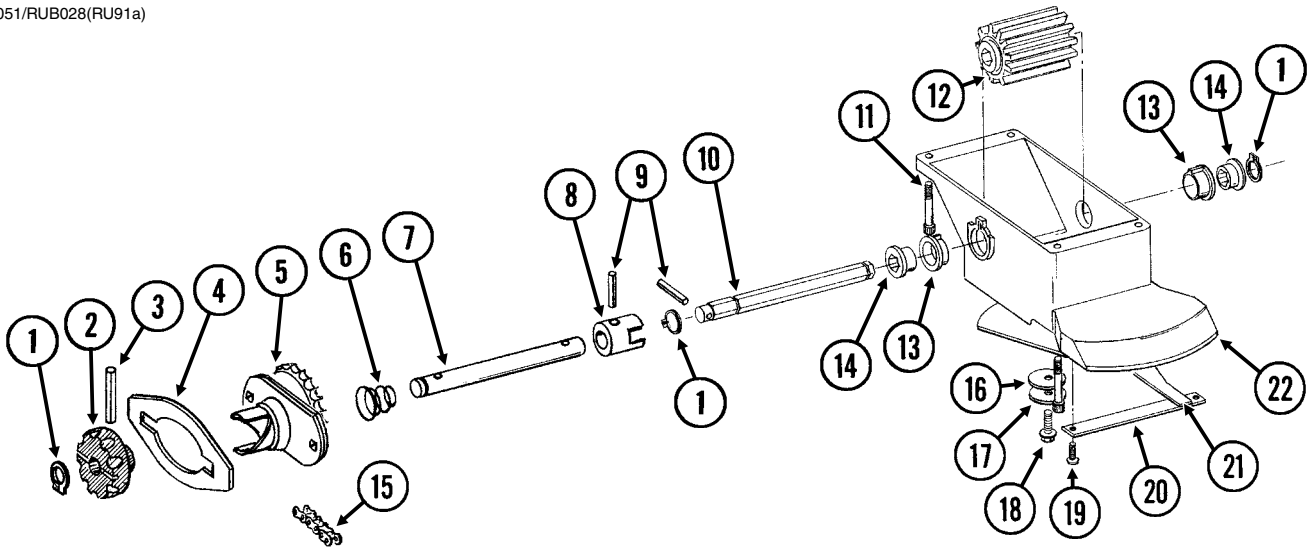
ITEM	PART NO.	QTY.	DESCRIPTION
1	GB0815	1	Shield
2	G11619	4	Phillips Pan Head Tapping Screw, No. 6-19 x 3/8"
3	GB0697	1	Chute Cover
4	GB0780	1	Brush
5	GB0823	1	Baffle
6	GB0816	1	Disc Hub
7	G11618	2	Torx Flat Head Tapping Screw, No. 6-19 x 1/4"
8	G11172	4	Hex Socket Head Shoulder Screw, 1/4"-20 x 3/8", Stainless Steel
9	GA20746	1	Brush Assembly
10	G11448	1	Pin, 1/4" x 1"
11	G10475	1	Spring Pin, 1/4" x 2 1/4"
12	GA20620	1	Meter Housing W/Bearing
13	GA20879	1	Inner Blade Sub Assembly
	GB0960	1	Plug
	G11693	2	Torx Flat Head Machine Screw, No. 4-40 x 1/2"
	GB0921	1	Lower Blade
	GD29656	1	Lower Control
14	GA20110	1	Singulator Guide Sub Assembly
	GD28776	1	Spring
	GB0902		Singulator Guide
	GB0910		Singulator Guide Mount
15	GB0920	1	Cover
16	GB0818	1	Vacuum Port
17	GB0676	1	Lip Seal
18	GD26593	1	Gasket Housing
19	G11556	9	Phillips Pan Head Tapping Screw, 6-19 x 1/2"
20	GB0907	1	Retainer Spring
21	GD25147	1	Compression Spring
22	G11619	1	Phillips Pan Head Tapping Screw, No. 6-19 x 3/8"
23	GA18775	1	Singulator Assembly (Includes Items 13 and 14)
24	G9040X	1	Seed Disc, Corn, 40 Cell, Light Blue Color-Coded, Ejector Wheel, and Spring
	G9041X	-	Seed Disc, Soybean, 120 Cell, Black Color-Coded, Ejector Wheel, and Spring
	G9043X	-	Seed Disc, Sugar Beets/Milo, Dark Orange Color-Coded, Ejector Wheel, and Spring
	G9042X	-	Seed Disc, Sunflower, 40 Cell, Gray Color-Coded, Ejector Wheel, and Spring
	G9272X	-	Seed Disc, Cotton, 60 Cell, Green Color-Coded, Ejector Wheel, and Spring
	G9273X	-	Seed Disc, Black Turtle and Navy Edible Bean and Popcorn, 60 Cell, Brown Color-Coded, Ejector Wheel, and Spring
	G9308X	-	Seed Disc, Pinto and Great Northern Edible Beans and Low-Rate Soybean, 60 Cell, Dark Blue Color Coded, Ejector Wheel, and Spring
25	G11009	2	Locking Thumbscrew, 5/16"-18 x 3/4"
26	GB0926	1	Shank Cover
27	GD28631	1	Cover Plate
28	G11281	2	Hex Button Head Cap Screw, 10-24 x 1/2"
29	GA19112	-	Ejector Arm, Corn
	GA19113	-	Ejector Arm, Soybean
	GA19114	-	Ejector Arm, Sunflower
	GA19115	-	Ejector Arm, Beets/Milo
	GA20346	-	Ejector Arm, Black Turtle, Navy, Pinto, and Great Northern Edible Bean, Popcorn, and Low-Rate Soybean
30	GD25147		Compression Spring
A	G9277X	-	Vacuum Meter Assembly, Pull Row Unit (Items 1-23 and 27-28)
B	GA20622	-	Cover Assembly (Items 15-22)

(METR14d)



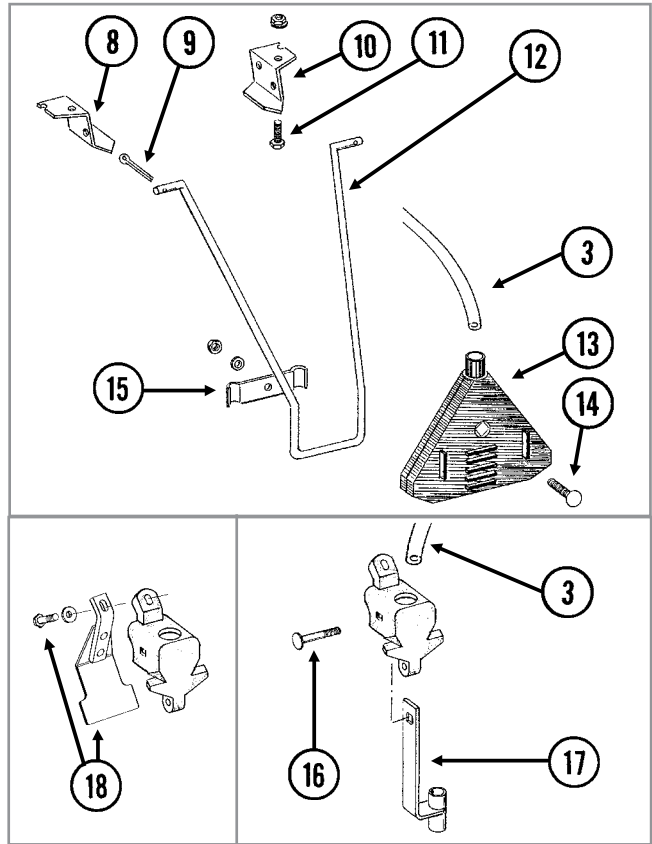
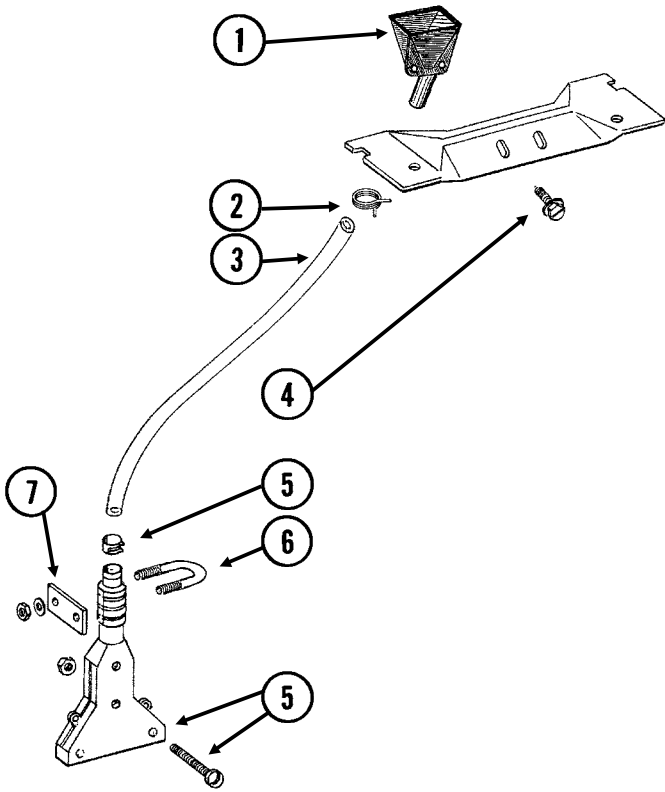
ITEM	PART NO.	QTY. (Per Row)	DESCRIPTION
1	G11387	3	Flat Washer, 3/8" SAE
2	GD2971-10	1	Sleeve, 9/16" Long
3	GD11219	1	Spring
4	G10201	1	Special Washer, 3/8" x 1 1/2" O.D.
5	GD1026	1	Sleeve, 1 3/16" Long
6	GD11962	1	Idler
7	G10108	1	Lock Nut, 3/8"-16
8	G10670	2	Hair Pin Clip, No. 3
9	GD1059L	1	Support, L.H. (Shown)
	GD1059R	1	Support, R.H.
10	G10002	4	Hex Head Cap Screw, 3/8"-16 x 3/4"
	G10229	4	Lock Washer, 3/8"
11	G10312	8	Carriage Bolt, 5/16"-18 x 3/4"
	G10620	8	Serrated Flange Nut, 5/16"-18
12	G10325	1	Hex Head Cap Screw, 3/8"-16 x 2 3/4"
13	G10567	3	External Retaining Ring, 5/8"
14	GD11305	1	Plate
15	A10759	1	Hopper Panel Extension <b>(Non-Stock Item) (Sub Wholegoods Order Code 700-01099)</b>
16	GD11424	4	Block
17	G10023	2	Hex Head Cap Screw, 1/4"-20 x 3/4"
	G10621	2	Serrated Flange Nut, 1/4"-20
18	GD1060	1	Hinge
19	GA8371	1	Hopper
20	GA4444	1	Lid
21	GD11239	1	Knob
22	G10602	1	Spring Pin, 1/4" x 1 1/2"

RUA051/RUB028(RU91a)



ITEM	PART NO.	QTY. (Per Row)	DESCRIPTION
1	G10567	3	External Retaining Ring, 5/8"
2	GD11239	1	Knob
3	G10602	1	Spring Pin, 1/4" x 1 1/2"
4	---	-	<a href="#">See "Granular Chemical Hopper and Hopper Panel Extension" on page P25</a>
5	GA8364	1	Sprocket and Bearing, Drive Clutch, 24 Tooth
6	GD11413	1	Spring
7	GD11240	1	Shaft
8	GB0278	1	Coupler
9	G10546	2	Spring Pin, 3/16" x 1 1/4"
10	GD11297	1	Shaft
11	G11793	4	Hex Socket Head Cap Screw, No. 10-24 x 7/8"
12	GD7148	1	Feed Roller, Hex Bore
13	GB0115	2	Bearing
14	GD7258	2	Hex Bushing
15	G3303-114	1	Chain, No. 41, 114 Pitch Including Connector Link
	GR0196	1	Connector Link, No. 41
16	G10660	1	Wave Washer, 1/2"
17	G11385	1	Flat Washer, 1/4" SAE
18	G10570	1	Slotted Hex Self-Tapping Screw, 1/4"-20 x 3/4"
19	G11073	2	Slotted Hex Self-Tapping Screw, No. 10 x 3/8"
20	GD1061	1	Support Strap
21	GD1063	1	Metering Gate
22	GB0116	1	Granular Housing
A	GA8326	-	Granular Chemical Meter Complete (Items 1, 9, 10, 12-14 and 16-22)
B	GA8366	-	Granular Chemical Meter Clutch (Items 1-3 and 5-9)

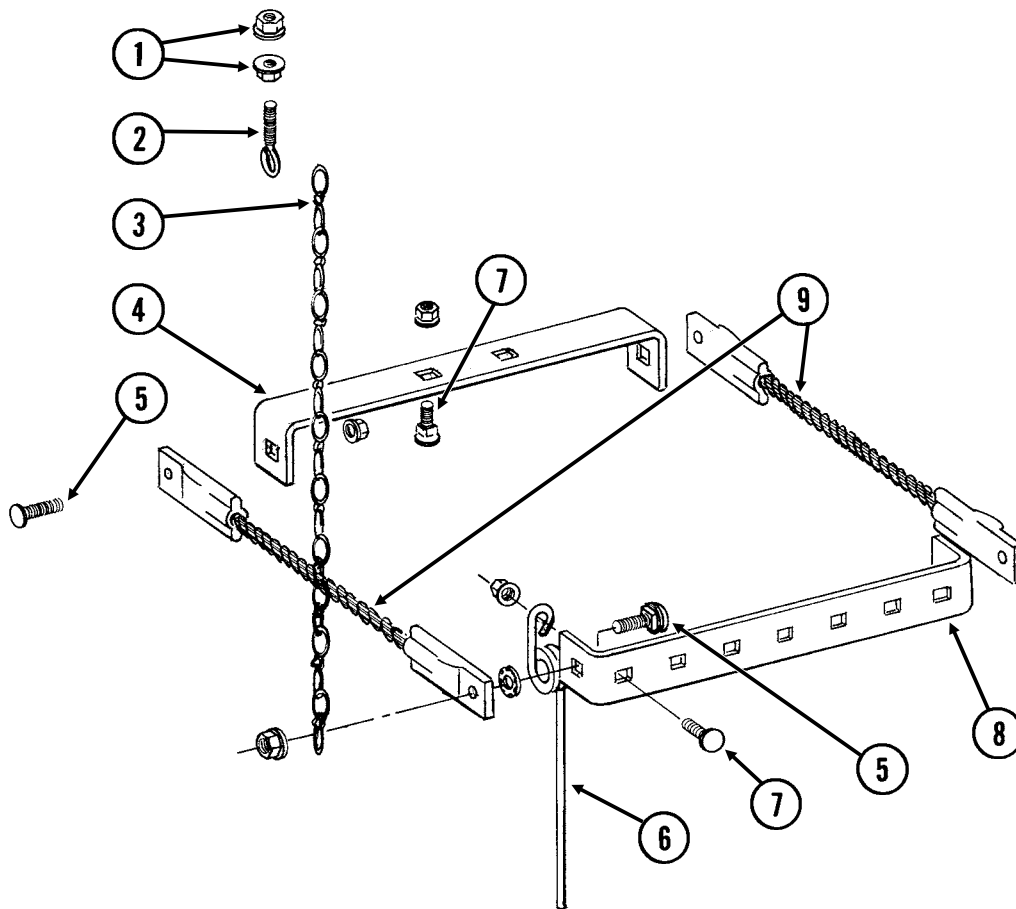
RUA061/RUA073(RU101mm/RU83m)





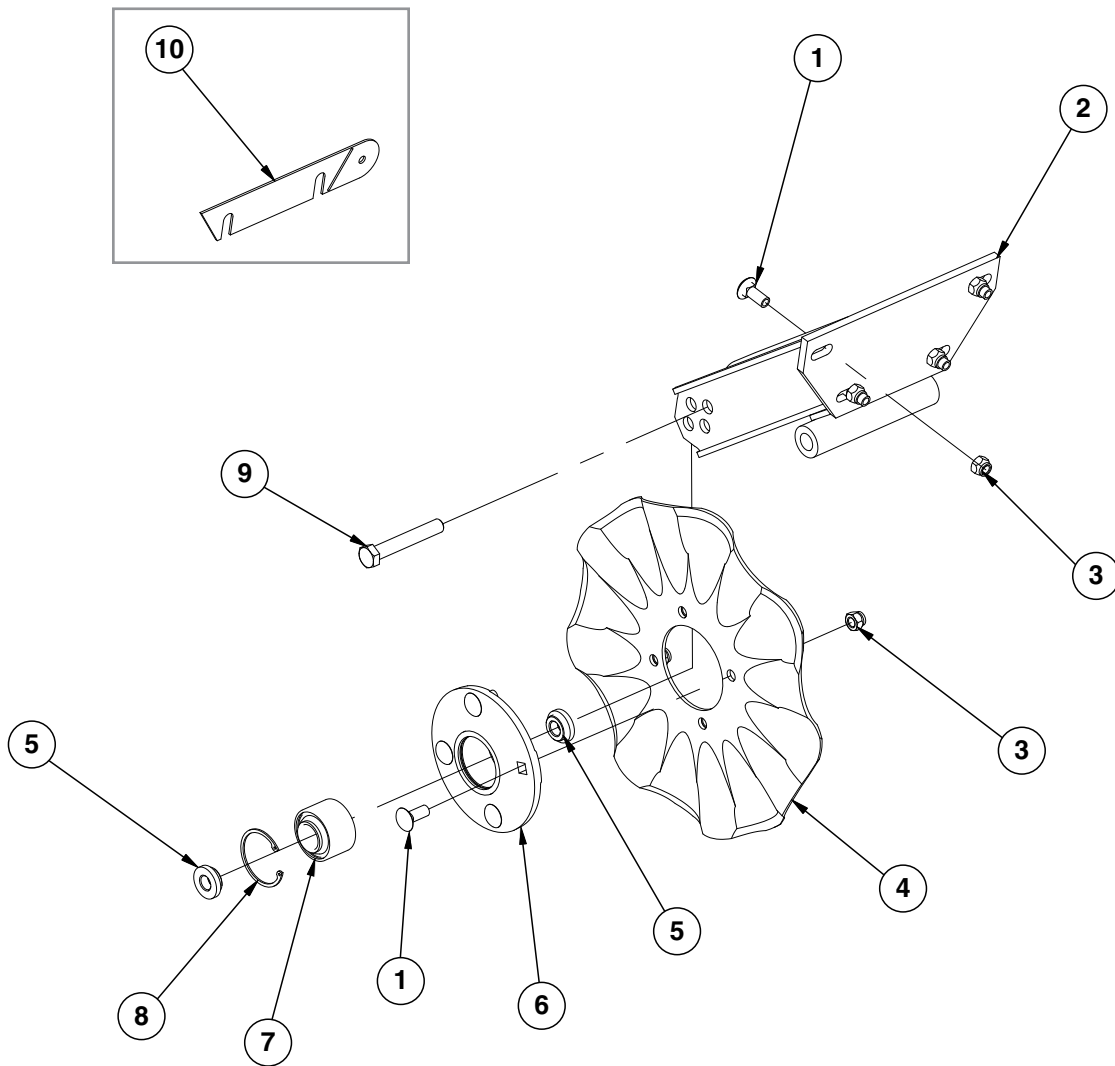
ITEM	PART NO.	QTY.	DESCRIPTION
1	GD2423	1	Funnel
2	G11209	1	Wire Hose Clamp, ¾"
3	GD2947	1	Hose, 7/16" x 28"
4	G10523	2	Slotted Pan Head Self-Tapping Screw, No. 10 x ½"
5	GA6907	1	Slope-Compensating Bander W/Hardware (4½" Band Width)
	G10864	1	Uni-Clamp
	G10757	2	Pan Head Screw, No. 10-32 x 1¼"
	G10758	2	Hex Nut, No. 10-32
6	GD10963	1	U-Bolt, 1½" x 1⅝" x ¼"-20
	G11385	2	Flat Washer, ¼" SAE
	G10110	2	Lock Nut, ¼"-20, Grade B
7	GD10984	1	Spacer
8	GD1115L	-	Hanger Bracket, L.H.
9	G10452	-	Cotter Pin, ⅛" x ½"
10	GD1115R	-	Hanger Bracket, R.H.
11	G10310	-	Carriage Bolt, ¼"-20 x ¾", Grade 2
	G10227	-	Lock Washer, ¼"
	G10103	-	Hex Nut, ¼"-20
12	GD1116	-	Hanger
13	GA2075	-	Diffuser, 14" Band
14	G10306	-	Carriage Bolt, ⅜"-16 x 2"
	G10229	-	Lock Washer, ⅜"
	G10101	-	Hex Nut, ⅜"-16
15	GD1118	-	Clamp
16	G10315	1	Carriage Bolt, ½"-13 x 2½" (Replaces Existing ½" x 2¼" Hardware)
17	GA6741	1	Bracket (Straight Drop In-Furrow)
18	G1K385	-	Bander Shield Kit W/Hardware and Instruction
	G10003	1	Hex Head Cap Screw, ⅜"-16 x 1½"
	G11387	1	Flat Washer, ⅜" SAE

RUA055(RU95)



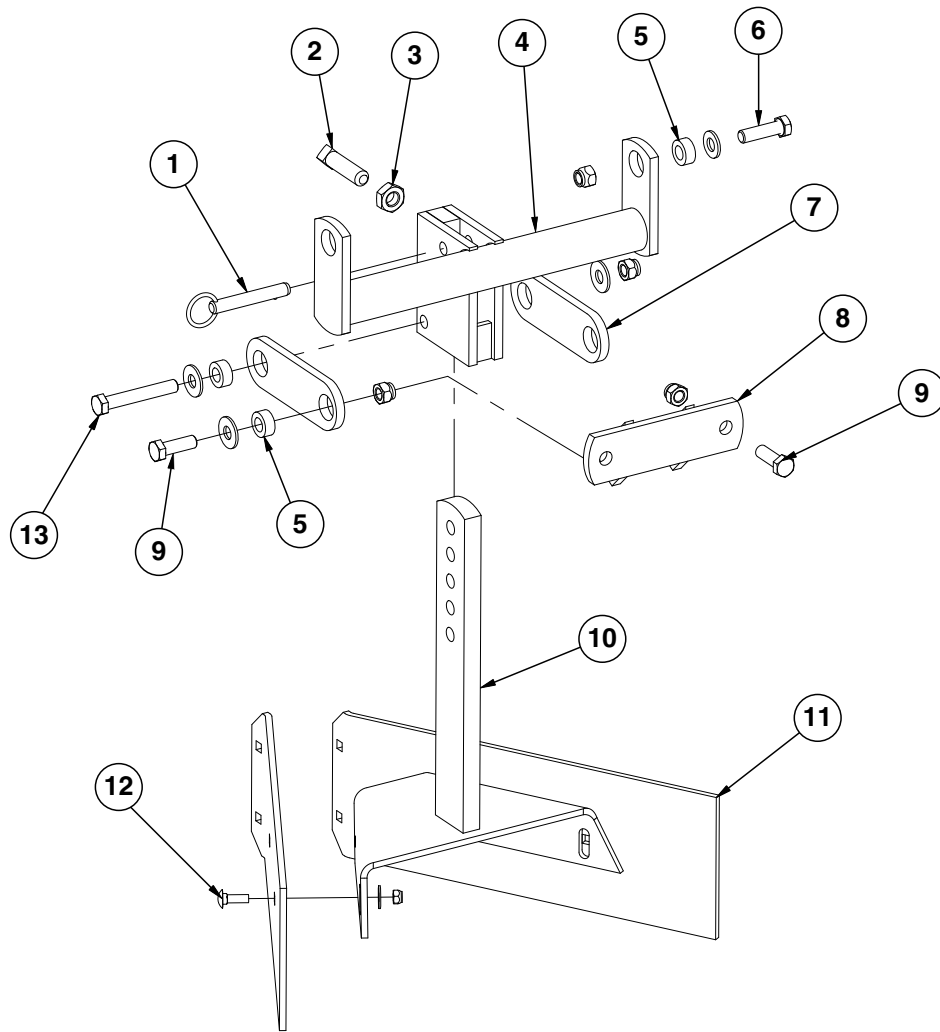
ITEM	PART NO.	QTY. (Per Row)	DESCRIPTION
1	G10621	4	Serrated Flange Nut, 1/4"-20
2	GD2460	2	Eyebolt, 1/4"-20
3	G3305-01	2	Twin Loop Chain, 9 Links
4	GD1143	1	Front Bracket
5	G10305	4	Carriage Bolt, 3/8"-16 x 1"
	G10529	4	External Tooth Lock Washer, 3/8"
	G10622	4	Serrated Flange Nut, 3/8"-16
6	GD1145	7	Spring Tooth
7	G10305	9	Carriage Bolt, 3/8"-16 x 1"
	G10622	9	Serrated Flange Nut, 3/8"-16
8	GD1144	1	Rear Bracket
9	GA2094	2	Cable Assembly

(IP1279)



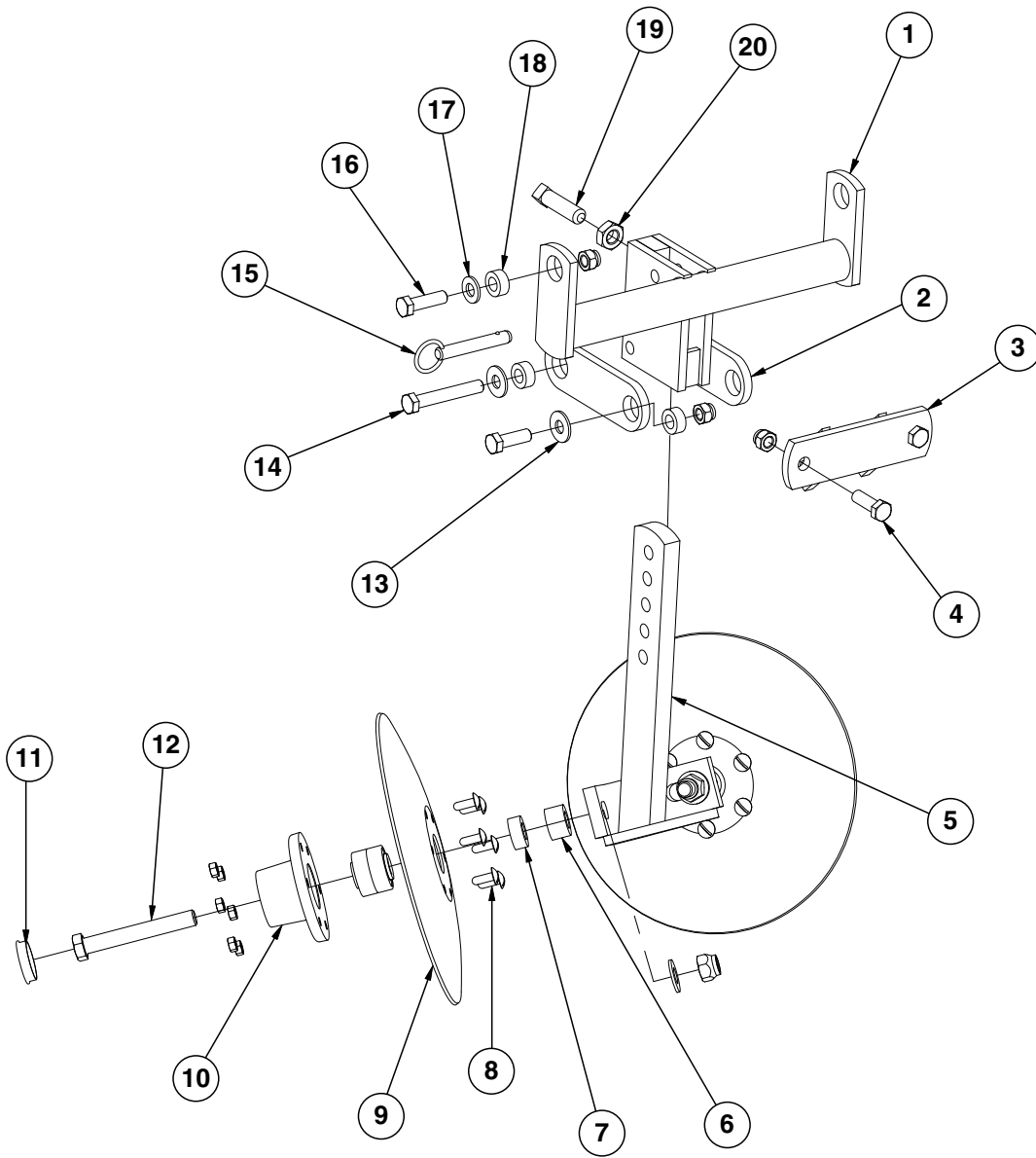
ITEM	PART NO.	QTY. (Per Row)	DESCRIPTION
1	G10574	8	Carriage Bolt, 1/2"-13 x 1 1/4"
2	GA11520	1	Arm
3	G10111	8	Lock Nut, 1/2"-13
4	GD7803	1	Disc Blade, Fluted, 1", 8 Flutes (Shown)
	GD7804	-	Disc Blade, Bubbled, 1"
	GD9254	-	Disc Blade, Fluted, 3/4", 13 Flutes
5	GD11677	2	Adapter
6	GA8641	1	Hub W/Bearing And Retaining Ring (Includes items 7 and 8)
7	GA8603	1	Bearing, Double Row
8	GD19292	1	Retaining Ring (Square), 27/16"
9	G10036	1	Hex Head Cap Screw, 5/8"-11 x 4"
	G10107	1	Lock Nut, 5/8"-11
10	GD14398	1	Spacer

(IP1283)



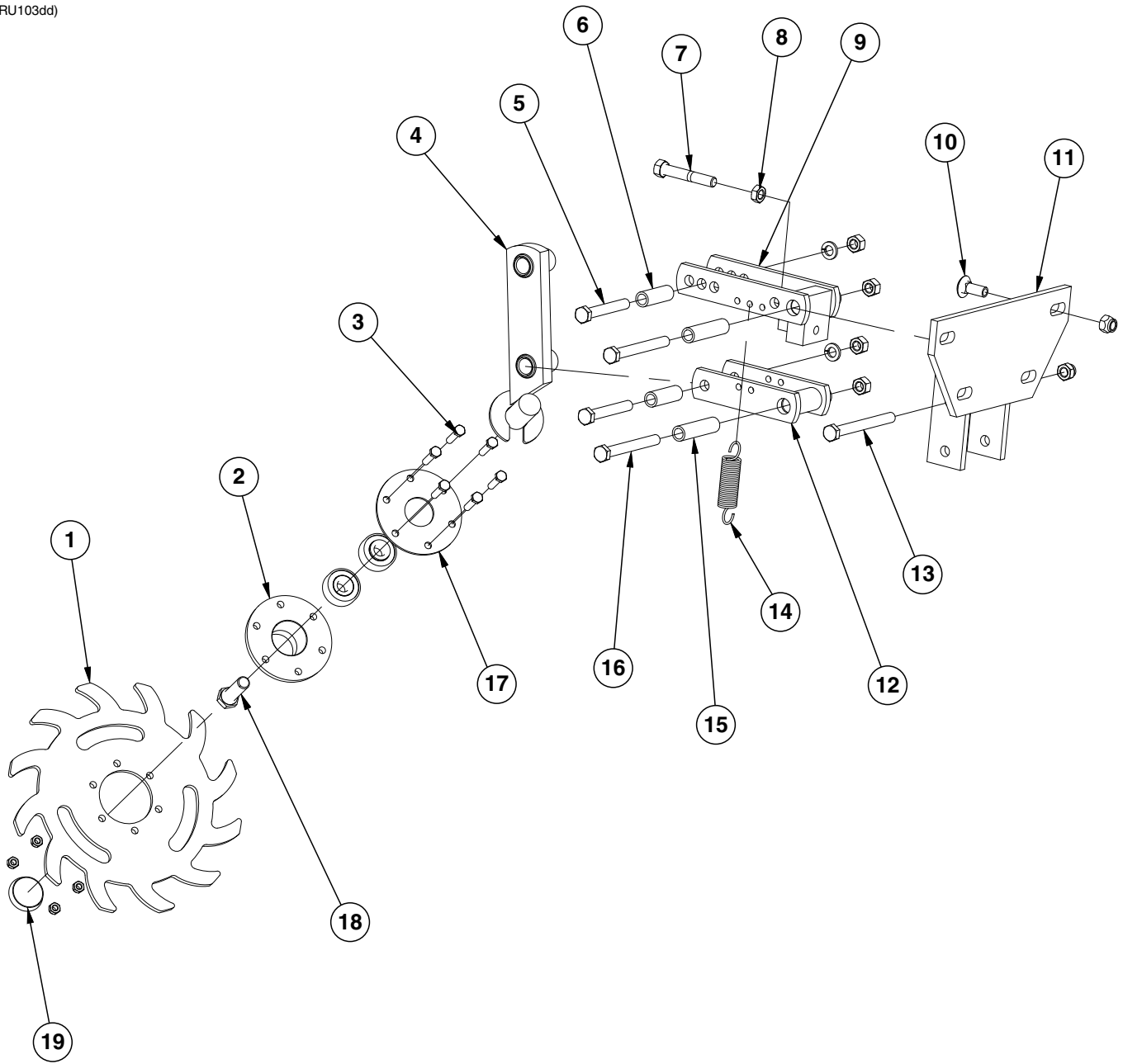
ITEM	PART NO.	QTY. (Per Row)	DESCRIPTION
1	G10536	1	Detent Pin, 1/2" x 2 1/2" Grip
2	G10597	1	Square Head Set Screw, 5/8"-11 x 2 1/4"
3	G10503	1	Hex Jam Nut, 5/8"-11, Grade 2
4	GA5719	1	Mounting Bracket
5	GD7889	6	Bushing, 1" O.D. x 9/16" I.D. x 7/16" Long
6	G10039	2	Hex Head Cap Screw, 1/2"-13 x 1 3/4"
	G11389	2	Flat Washer, 1/2" SAE
	G10111	2	Lock Nut, 1/2"-13
7	GD7890	2	Link
8	GA5715	1	Anchor
9	G10017	4	Hex Head Cap Screw, 1/2"-13 x 1 1/2"
	G11389	2	Flat Washer, 1/2" SAE
	G10111	4	Lock Nut, 1/2"-13
10	GA5892	1	Leveler
11	GD8266	2	Blade
12	G10303	6	Carriage Bolt, 5/16"-18 x 1"
	G11386	4	Flat Washer, 5/16" SAE
	G10109	6	Lock Nut, 5/16"-18, Grade 8
13	G10585	1	Hex Head Cap Screw, 1/2"-13 x 3 1/4"
	G11389	2	Flat Washer, 1/2" SAE
	G10111	1	Lock Nut, 1/2"-13

(IP1284)



ITEM	PART NO.	QTY. (Per Row)	DESCRIPTION
1	GA5719	1	Mounting Bracket
2	GD7890	2	Link
3	GA5715	1	Anchor
4	G10017	2	Hex Head Cap Screw, 1/2"-13 x 1 1/2"
	G10111	2	Lock Nut, 1/2"-13
5	GA5718	1	Support Arm
6	GD7817-01	2	Spacer, 1 1/16" I.D. x 3/4" Long
7	GD7817-04	2	Spacer, 1 1/16" I.D. x 1/2" Long
8	G10572	12	Truss Head Slotted Machine Screw, 5/16"-18 x 7/8"
	G10106	12	Hex Nut, 5/16"-18
9	GD7823	-	Disc Blade, Solid, 12" (Shown)
	GD8307	-	Disc Blade, Notched, 12"
10	GA5654	2	Hub W/Bearings
	GA2014	-	Bearing
11	GD1132	2	Dust Cap
12	G10318	2	Hex Head Cap Screw, 5/8"-11 x 4 1/2"
	G10107	2	Lock Nut, 5/8"-11
	G11391	2	Flat Washer, 5/8" SAE
13	G11389	2	Flat Washer, 1/2" SAE
	G10017	2	Hex Head Cap Screw, 1/2"-13 x 1 1/2"
	G10111	2	Lock Nut, 1/2"-13
14	G10585	1	Hex Head Cap Screw, 1/2"-13 x 3 1/4"
	G11389	2	Flat Washer, 1/2" SAE
	G10111	1	Lock Nut, 1/2"-13
15	G10536	1	Detent Pin, 1/2" x 2 1/2" Grip
16	G10039	2	Hex Head Cap Screw, 1/2"-13 x 1 3/4"
	G10111	2	Lock Nut, 1/2"-13
17	G11389	2	Flat Washer, 1/2" SAE
18	GD7889	6	Bushing, 1" O.D. x 9/16" I.D. x 7/16" Long
19	G10597	1	Square Head Set Screw, 5/8"-11 x 2 1/4"
20	G10503	1	Hex Jam Nut, 5/8"-11, Grade 2

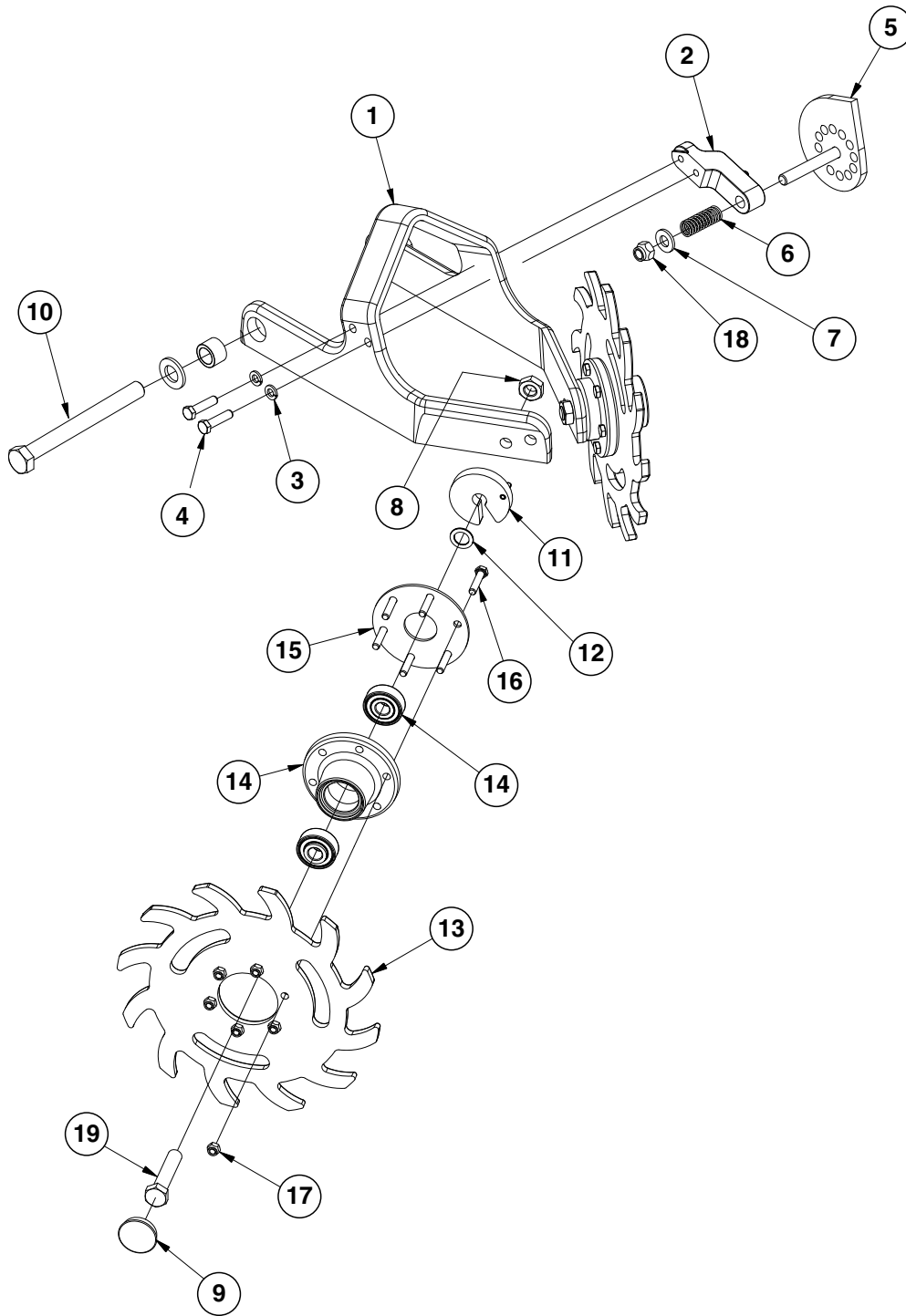
(RU103dd)





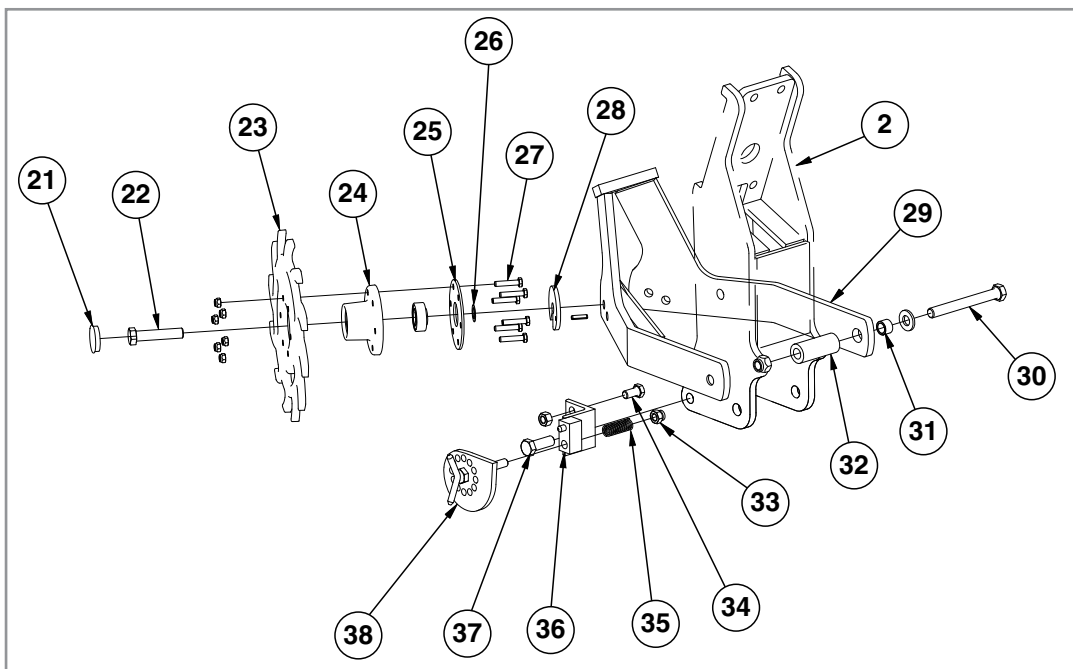
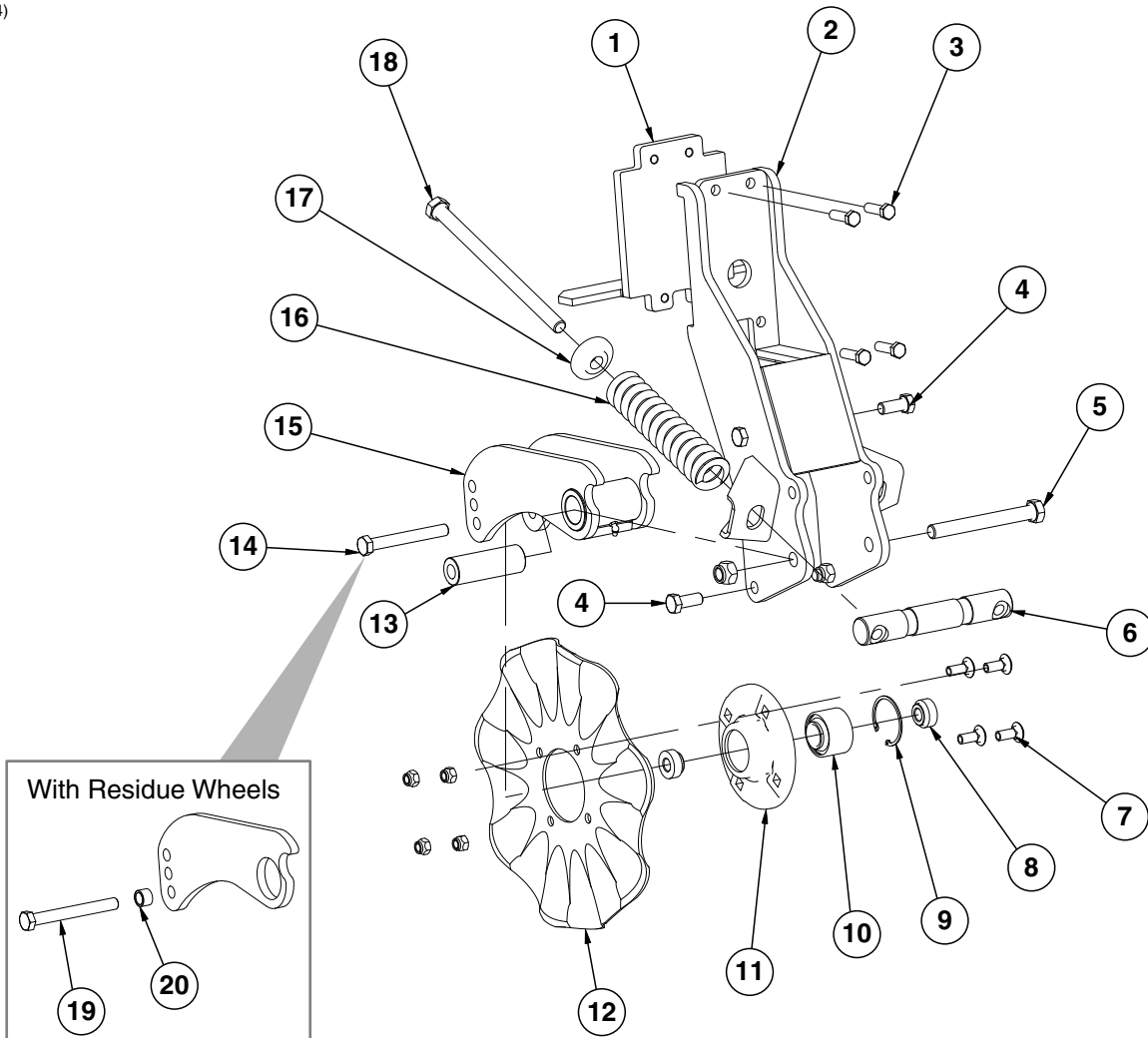
ITEM	PART NO.	QTY. (Per Row)	DESCRIPTION
1	GB0387	1	Wheel, 12 Tine, 3/8" x 12"
2	GA5654	1	Hub W/Bearings
	GA2014	-	Bearing
3	G10133	6	Hex Head Cap Screw, 5/16"-18 x 1 1/2"
	G10109	6	Lock Nut, 5/16"-18, Grade 8
4	GA6838	1	Wheel Mount
5	G10033	2	Hex Head Cap Screw, 1/2"-13 x 3 1/2"
	G10228	2	Lock Washer, 1/2"
	G10102	2	Hex Nut, 1/2"-13
6	GD9720	2	Spacer, 1/2" x 2 3/16" Long
7	G10371	1	Hex Head Cap Screw, 1/2"-13 x 3", Full Thread
8	G10501	1	Hex Jam Nut, 1/2"-13, Grade 2
9	GA6833	1	Upper Link
10	G10574	4	Carriage Bolt, 1/2"-13 x 1 1/4"
	G10111	4	Lock Nut, 1/2"-13
11	GA6832	1	Mount
12	GA6834	1	Lower Link
13	G10348	1	Hex Head Cap Screw, 1/2"-13 x 5" (Lockup Bolt)
	G10111	1	Lock Nut, 1/2"-13
14	GD5857	2	Spring
15	GD9715	2	Spacer, 1/2" x 3" Long
16	G10045	2	Hex Head Cap Screw, 1/2"-13 x 4 1/2"
	G10228	2	Lock Washer, 1/2"
	G10102	2	Hex Nut, 1/2"-13
17	GD9724	1	Backing Plate
18	G10006	1	Hex Head Cap Screw, 5/8"-11 x 2 1/4"
19	GD1132	1	Dust Cap
A	GA12236	-	Wheel Assembly, 12 Tine, R.H. (Items 1-3 and 18)

(IP1468)



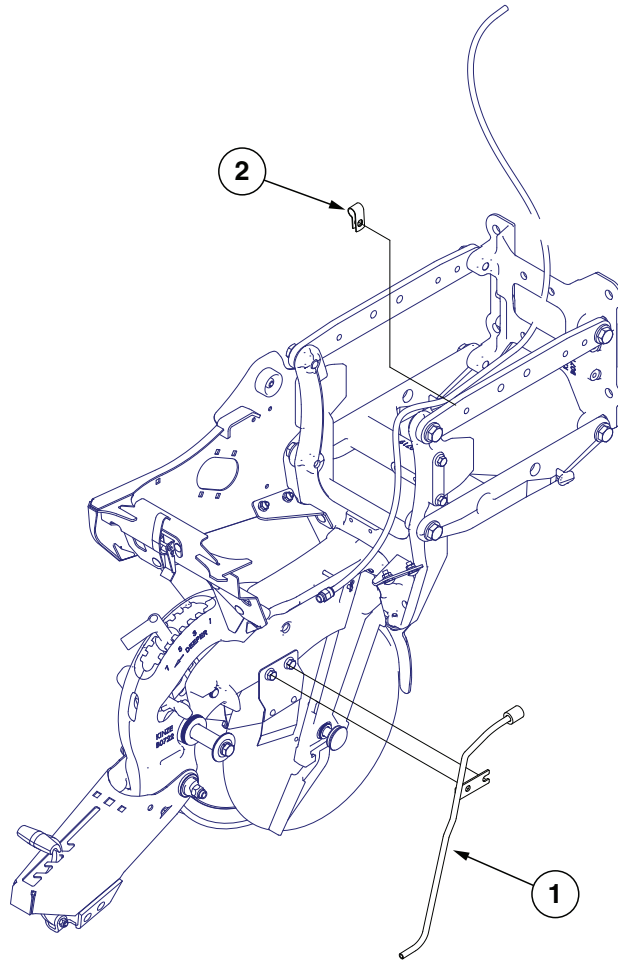
ITEM	PART NO.	QTY. (Per Row)	DESCRIPTION
1	GB0464	1	Residue Wheel Mount
2	GD26973	1	Cam Locking Pin
3	G10229	2	Lock Washer, 3/8"
4	G10004	2	Hex Head Cap Screw, 3/8"-16 x 1 1/4"
5	GA14251	1	Cam
6	GD10519	1	Spring
7	G11389	1	Flat Washer, 1/2" Plated SAE
8	G10503	2	Hex Jam Nut, 5/8"-11, Grade 2
9	GD1132	2	Dust Cap
10	G11236	1	Hex Head Cap Screw, 3/4"-10 x 10 1/2"
	G11392	2	Flat Washer, 3/4" SAE
	GB0383	2	Bushing, 1 1/8" O.D. x 25/32" I.D. x 3/4" Long
	G11228	1	Lock Nut, 3/4"-10
11	GA8760	2	Weed Guard W/Spring Pin
	G10765	-	Spring Pin, 1/4" x 1"
12	GD30725	4	Machine Bushing, 5/8" (.030" Thick)
13	GB0387	2	Wheel, 12 Tine, 3/8" x 12"
14	GA5654	2	Hub W/Bearings
	GA2014	-	Bearing
15	GD9724	2	Backing Plate
16	G10133	12	Hex Head Cap Screw, 5/16"-18 x 1 1/2"
17	G10109	12	Lock Nut, 5/16"-18, Grade 8
18	G10974	1	Lock Nut W/Nylon Insert, 1/2"-13
19	G10010	2	Hex Head Cap Screw, 5/8"-11 x 3"
A	GA12235	-	L.H. Residue Wheel (Items 13-17)
B	GA12236	-	R.H. Residue Wheel (Items 13-17)

(IP1292/IP1294)



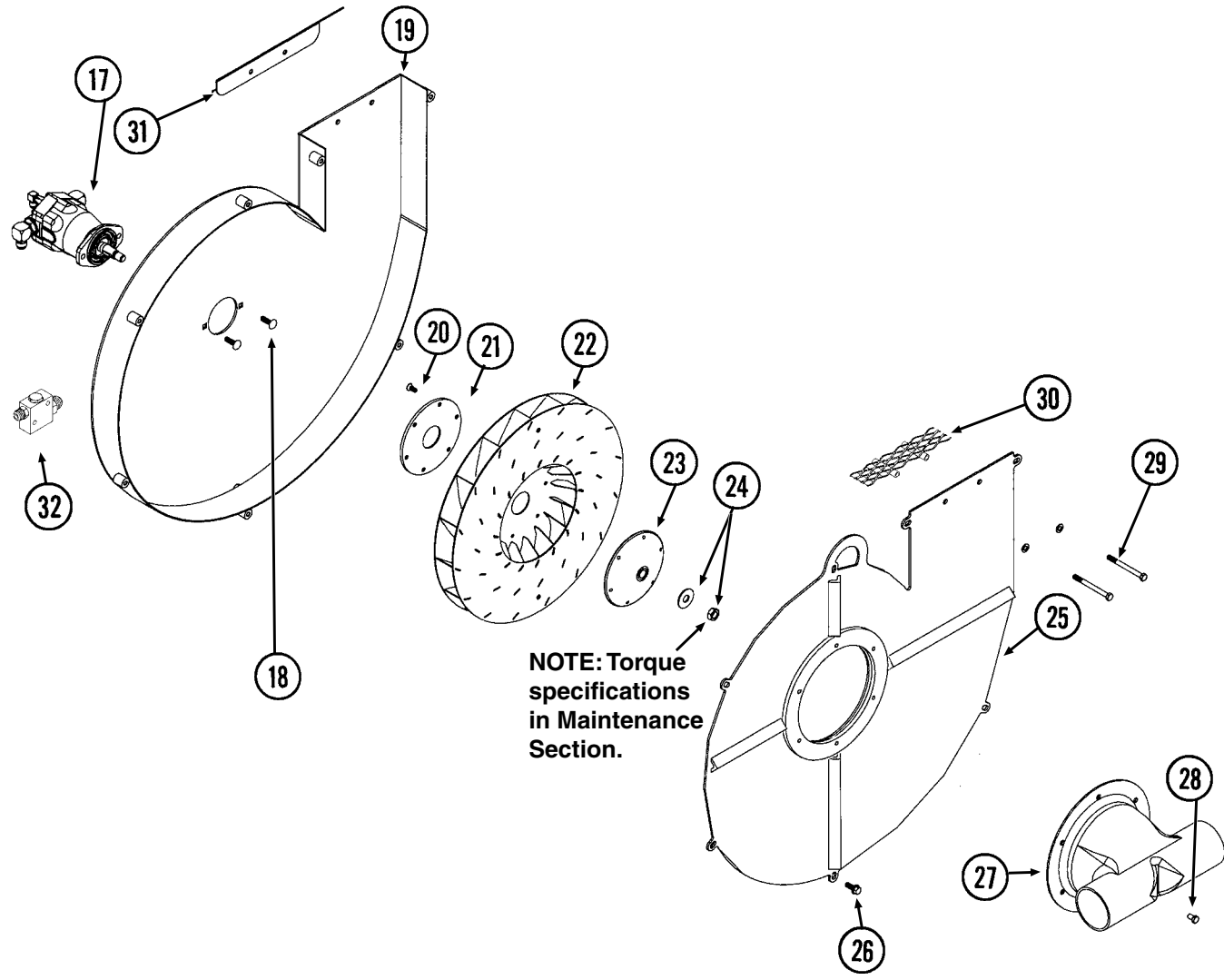
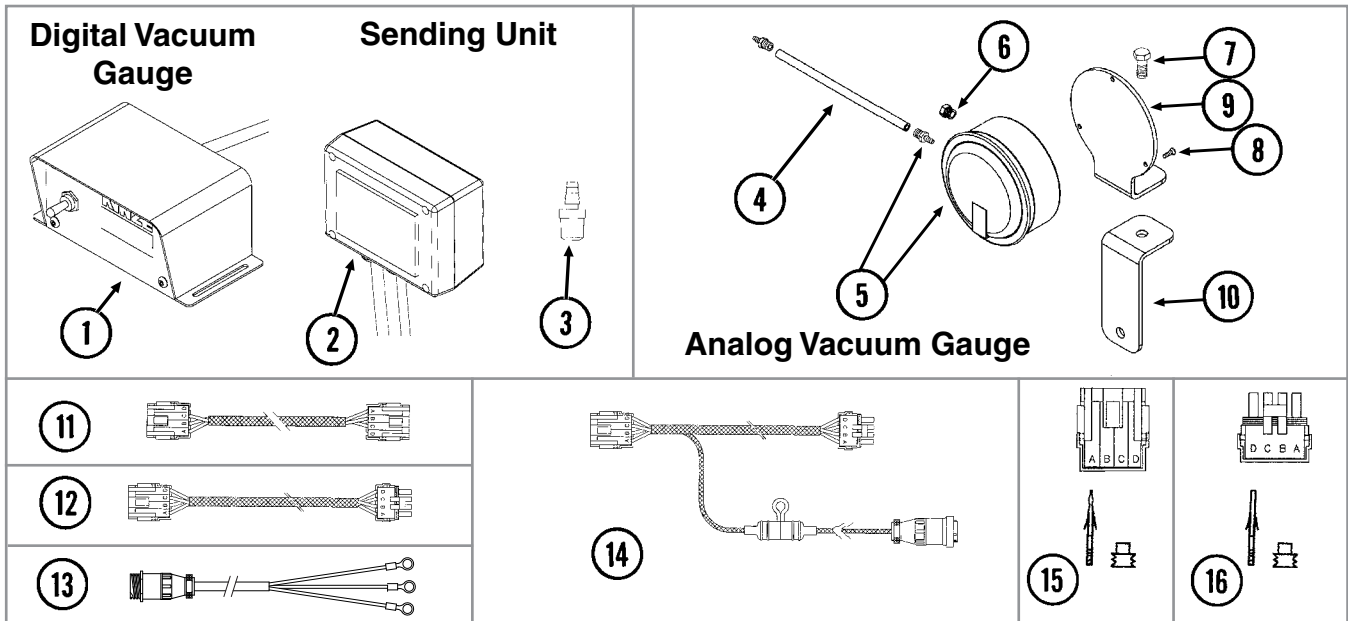
ITEM	PART NO.	QTY. (Per Row)	DESCRIPTION
1	GA9844	1	Plate W/Angle
2	GA9131	1	Coulter Frame
3	G10039	4	Hex Head Cap Screw, 1/2"-13 x 1 3/4"
4	G10007	4	Hex Head Cap Screw, 5/8"-11 x 1 1/2"
	G10107	4	Lock Nut, 5/8"-11
5	G10400	1	Hex Head Cap Screw, 3/4"-10 x 6 1/2"
	G10112	1	Lock Nut, 3/4"-10
6	GD12826	1	Spring Anchor Bar
7	G10574	4	Carriage Bolt, 1/2"-13 x 1 1/4"
	G10111	4	Lock Nut, 1/2"-13
8	GD12827	2	Adapter
9	GD19292	1	Retaining Ring, 2 7/16"
10	GA8603	1	Bearing, Double Row
11	GB0291	1	Coulter Hub
12	GD7803	1	Disc Blade, Fluted, 1", 8 Flutes (Shown)
	GD7804	-	Disc Blade, Bubbled, 1"
	GD9254	-	Disc Blade, Fluted, 3/4", 13 Flutes
13	GD12829	1	Sleeve
14	G10046	1	Hex Head Cap Screw, 5/8"-11 x 5"
	G10107	1	Lock Nut, 5/8"-11
15	GA9845	1	Coulter Arm W/Grease Fitting
	G10643	-	Grease Fitting, 45°, 1/4"-28
16	GD12817	2	Compression Spring
17	GB0213	2	Spring Seat
18	G11010	2	Hex Head Cap Screw, 3/4"-10 x 12"
19	G10011	1	Hex Head Cap Screw, 5/8"-11 x 5 1/2"
20	GB0218	1	Bushing, 2 1/32" I.D. x 7/8" O.D. x 1 9/32" Long
21	GD1132	2	Dust Cap
22	G10010	2	Hex Head Cap Screw, 5/8"-11 x 3"
	G10503	2	Hex Jam Nut, 5/8"-11, Grade 2
23	GB0387	2	Wheel, 12 Tine, 3/8" x 12"
24	GA5654	2	Hub W/Bearings
	GA2014	2	Bearing
25	GD9724	2	Backing Plate
26	G10213	2	Machine Bushing, 5/8" (.030" Thick)
27	G10133	12	Hex Head Cap Screw, 5/16"-18 x 1 1/2"
	G10109	12	Lock Nut, 5/16"-18, Grade 8
28	GA9862	2	Weed Guard W/Spring Pin
	G10765	1	Spring Pin, 1/4" x 1"
29	GA9865	1	Mount
30	G10011	2	Hex Head Cap Screw, 5/8"-11 x 5 1/2"
	G11391	2	Flat Washer, 5/8" SAE
	G10730	2	Lock Nut W/Nylon Insert, 5/8"-11
31	GB0218	2	Bushing, 2 1/32" I.D. x 7/8" O.D. x 1 9/32" Long
32	GD14170	2	Sleeve, 3"
34	G10014	1	Hex Head Cap Screw, 1/2"-13 x 1"
	G10102	1	Hex Nut, 1/2"-13
33	G10974	1	Lock Nut W/Nylon Insert, 1/2"-13
35	GD10519	1	Spring
36	GA15312	1	Support
37	G10005	1	Hex Head Cap Screw, 5/8"-11 x 1 3/4"
	G10107	1	Lock Nut, 5/8"-11
38	GA9861	1	Cam
A	GA12236	-	Wheel Assembly, 12 Tine, R.H. (Items 23-25 and 27) (Shown)
	GA12235	-	Wheel Assembly, 12 Tine, L.H. (Items 23-25 and 27)
B	GA8641	1	Hub W/Bearing And Retaining Ring (Items 9-11)

(A18821a)



ITEM	PART NO.	QTY.	DESCRIPTION
1	GA18822	-	Liquid Fertilizer Tube
2	GD13348	-	Insulated Clamp, 1 1/16"

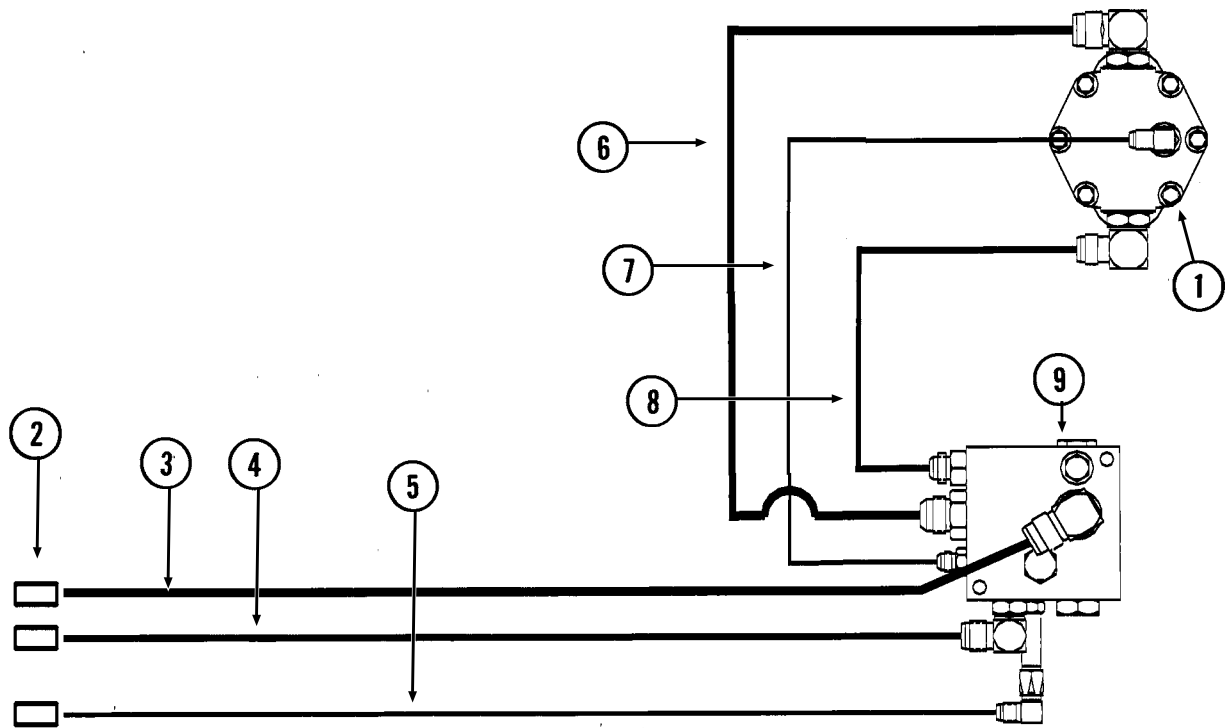
**This page left blank intentionally.**





ITEM	PART NO.	QTY. (Per Assy.)	DESCRIPTION
1	GA11154	1	Digital Vacuum Gauge W/4-Pin Connector
2	GA11156	1	Sending Unit W/ 1/4" Tubing And Harness W/4-Pin Male Connector
	GD16224-01	-	Tubing, 1/4" x 45"
	GA11175	-	Strain Relief
3	GR1736	1	Hose Barb, 3/16" To 1/8" NPT
4	GD15849-02	1	Clear Plastic Tubing, 5/16" O.D. x 120"
5	GA10765	1	Analog Vacuum Gauge W/Hose Barb
	GR1777	-	Hose Barb, 1/8" NPT To 3/16" Barb
6	GA10799	1	Breather, 1/8" Male NPT
7	G10001	1	Hex Head Cap Screw, 3/8"-16 x 1"
	G10108	1	Lock Nut, 3/8"-16
8	G11215	3	Hex Socket Head Cap Screw, No. 6-32 x 3/8", Grade 8
9	GD15804	1	Mount
10	GD15803	1	Support
11	GA11157	1	Harness, 120"
12	GA11699	-	Extension Harness, 180"
13	GA17547	-	Power Adapter Cable
14	GA11155	1	Harness W/Fuse Holder And Fuse, 132"
	GD14258	-	Fuse Holder
	GD14660	-	Fuse, 2 Amp Delay Action
	G1K268	-	Console Cable Connector Kit, Includes: (1) 3-Pin Connector, (1) Cable Clamp, (1) Lock Ring, (3) Female Terminal Pins
15	GA8328	-	4-Pin Connector W/Female Housing, 4 Seals And 4 Pin Contacts
16	GA8329	-	4-Pin Connector W/Male Housing, 4 Seals And 4 Sockets
17	---	-	<a href="#">See "Vacuum Fan Hydraulic Motor Assembly" on page P49</a>
18	G10599	2	Carriage Bolt, 3/8"-16 x 1 1/4"
	G10229	2	Lock Washer, 3/8"
	G10101	2	Hex Nut, 3/8"-16
19	GA10148	1	Shroud
20	G11133	6	Hex Socket Head Cap Screw, 5/16"-18 x 3/4", Grade 8
21	GD15789	1	Backing Plate
22	GA10635	1	Impeller
23	GD15790	1	Hub
24	G11391	1	Flat Washer, 5/8" SAE
	G10499	1	Hex Jam Nut, 5/8"-18, Grade 2
25	GA10752	1	Cover
26	G11124	7	Whiz Lock Bolt, 3/8"-18 x 1"
27	GD14536	1	Manifold
28	G11123	6	Whiz Lock Bolt, 3/8"-16 x 3/4"
29	G10063	2	Hex Head Cap Screw, 3/8"-16 x 4"
	G10753	2	Hex Head Cap Screw, 3/8"-16 x 4 1/2"
	G11387	2	Flat Washer, 3/8" SAE
	G10108	2	Lock Nut, 3/8"-16
30	GA11987	1	Screen
31	GD15863	1	Discharge Deflector
32	---	-	<a href="#">See "Vacuum Fan Motor Valve Block Assembly (Located Below Vacuum Fan Assembly)" on page P50</a>
A	GA10143	-	Vacuum Fan Assembly (Items 17-26 And 29-31)

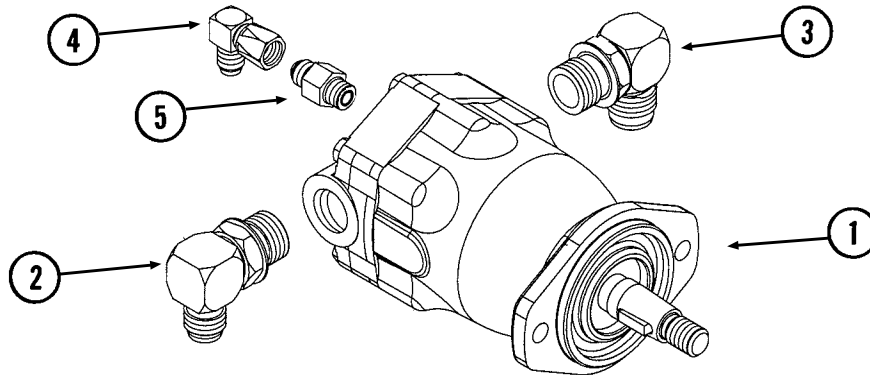
(METR35a)



ITEM	PART NO.	QTY. (Per Assy.)	DESCRIPTION
1	---	-	<a href="#">See "Vacuum Fan Hydraulic Motor Assembly" on page P49</a>
2	GD4086	3	ISO Coupler
3	*A3337	1	Hose Assembly, 3/4" x 60"
4	*A8247	1	Hose Assembly, 1/2" x 60"
5	*A3266	1	Hose Assembly, 3/8" x 60"
6	*A3367	1	Hose Assembly, 3/4" x 21"
7	*A3292	1	Hose Assembly, 3/8" x 23"
8	*A8273	1	Hose Assembly, 1/2" x 21"
9	---	-	<a href="#">See "Vacuum Fan Motor Valve Block Assembly (Located Below Vacuum Fan Assembly)" on page P50</a>

\* Hydraulic hose is not stocked by Kinze Repair Parts, but can be made available on a special order basis. Call for quote.

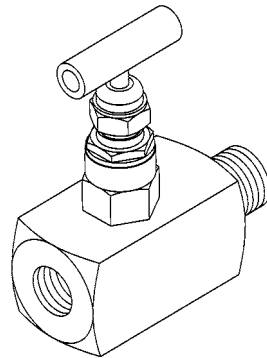
(METR21a)



ITEM	PART NO.	QTY.	DESCRIPTION
1	GA10149 GR2190 GR1734	1 - -	Hydraulic Motor Motor Key Seal Kit
2	G6801-10-12 GR1467	1 -	Elbow W/O-Ring, 90°, 7/8"-14 Male JIC To 1 1/16"-12 O-Ring
3	G6801-12 GR1467	1 -	Elbow W/O-Ring, 90°, 1 1/8"-12 Male JIC To O-Ring
4	G6500-06	1	Swivel Elbow, 90°, 3/16"-18 Male JIC To Female
5	G6400-06 GR1045	1 -	Connector W/O-Ring, 3/16"-18 Male JIC To O-Ring

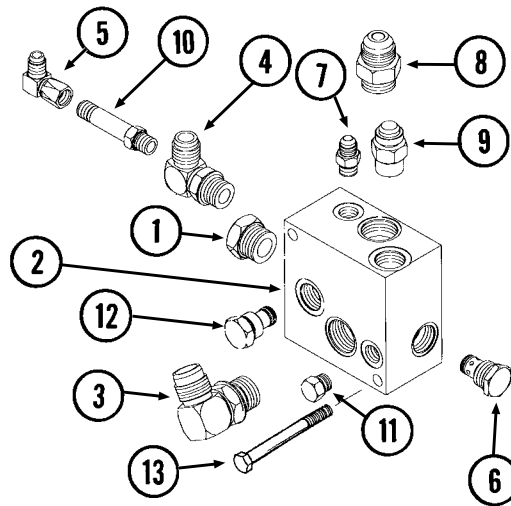
**Optional Flow Control Needle Valve Kit**

(A11650)



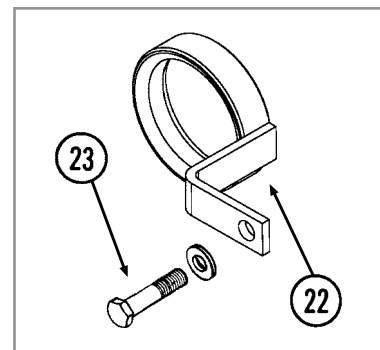
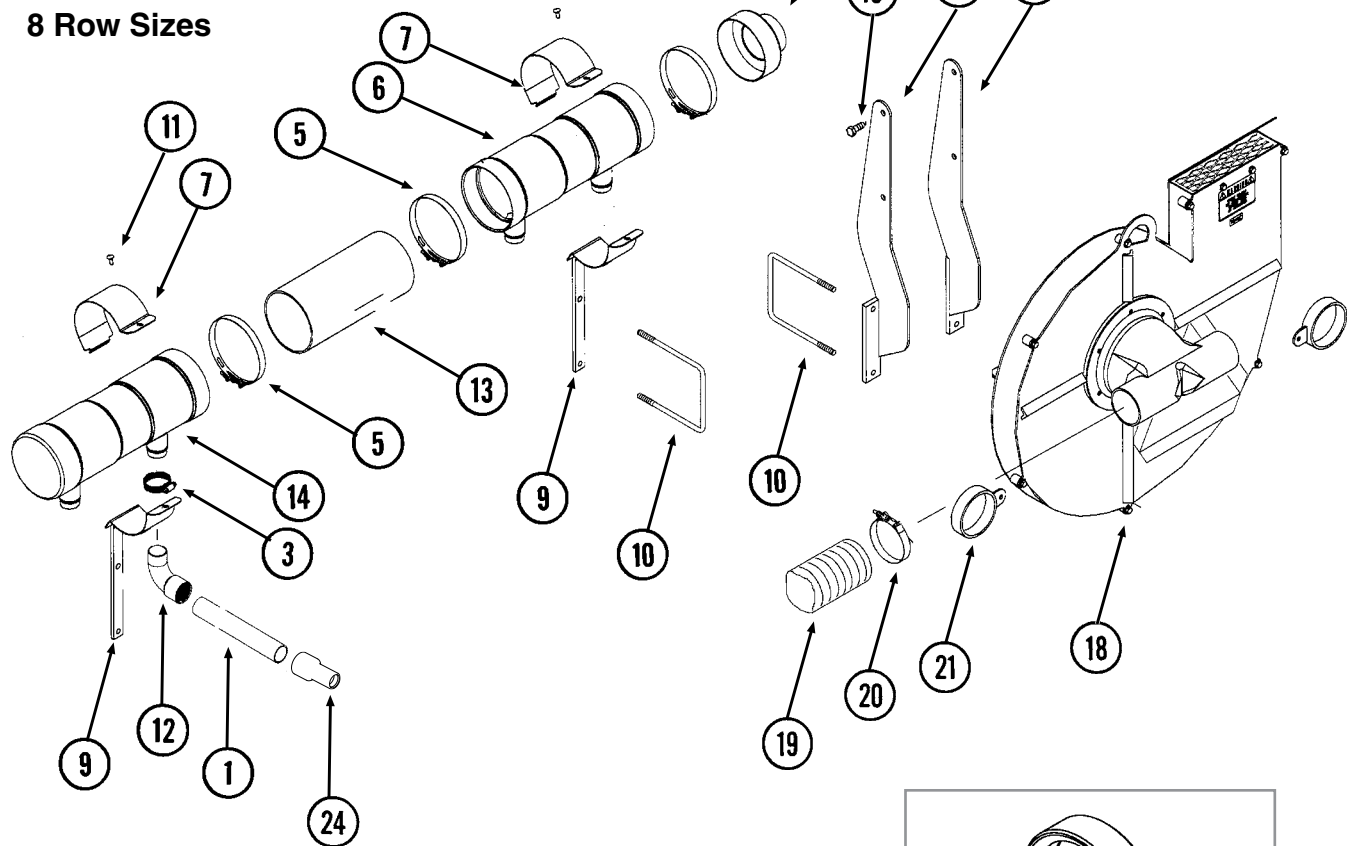
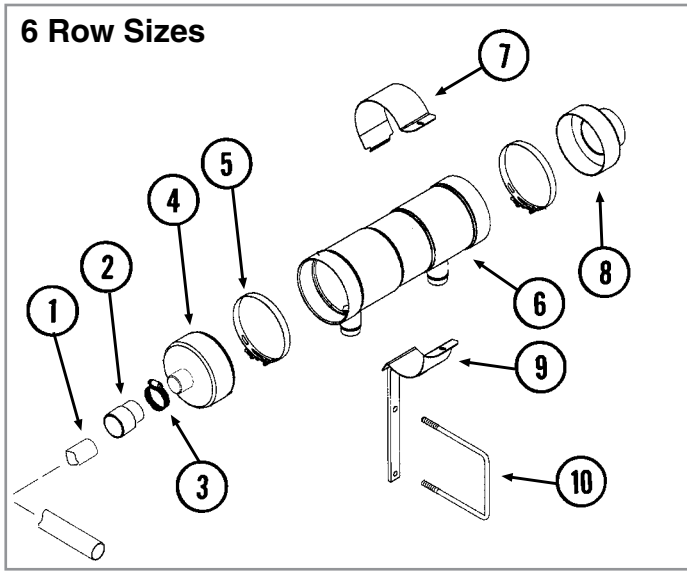
ITEM	PART NO.	QTY.	DESCRIPTION
1	G1K426	-	Needle Valve Kit W/Instructions

(A11060a)



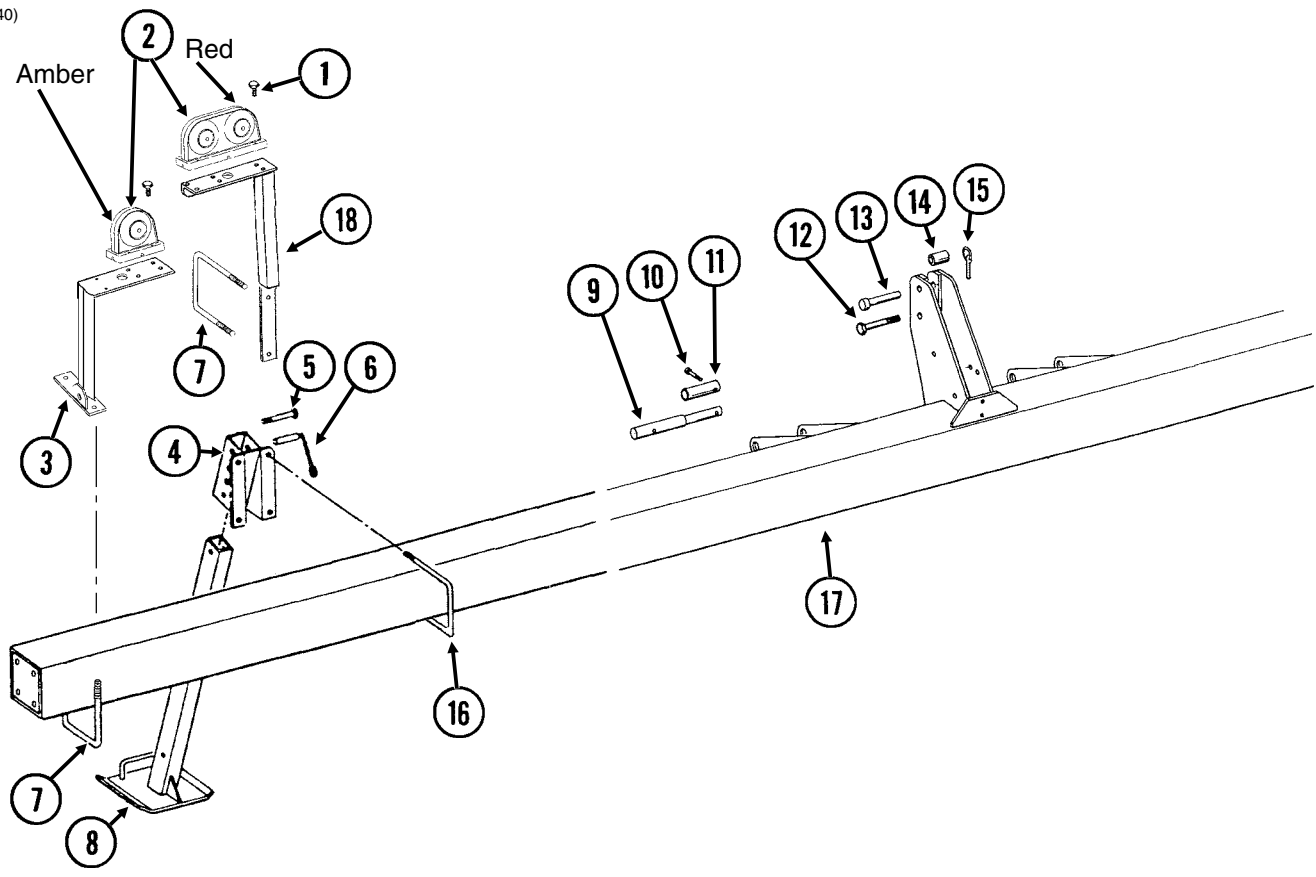
ITEM	PART NO.	QTY.	DESCRIPTION
1	G6408-12 GR1467	1 -	Plug W/O-Ring, 1 1/16"-12 O-Ring O-Ring
2	GD16188	1	Valve Block
3	G6801-12 GR1467	1 -	Elbow W/O-Ring, 90°, 1 1/16"-12 Male JIC To O-Ring O-Ring
4	G6801-10 GR1466	1 -	Elbow W/O-Ring, 90°, 7/8"-14 Male JIC To O-Ring O-Ring
5	G6500-06	1	Swivel Elbow, 90°, 9/16"-18 Male JIC To Female
6	GA4293	1	Check Valve
7	G6400-06 GR1045	1 -	Connector W/O-Ring, 9/16"-18 Male JIC To O-Ring O-Ring
8	G6400-12 GR1467	1 -	Connector W/O-Ring, 1 1/16"-12 Male JIC To O-Ring O-Ring
9	G6400-10 GR1466	1 -	Connector W/O-Ring, 7/8"-14 Male JIC To O-Ring O-Ring
10	G6400-L-06 GR1045	1 -	Long Connector W/O-Ring, 9/16"-18 Male JIC To O-Ring O-Ring
11	G6408-06 GR1045	1 -	Plug W/O-Ring, 9/16"-18 O-Ring O-Ring
12	GA11934	1	Relief Valve Cartridge
13	G10038 G11389 G10228 G10102	2 2 2 2	Hex Head Cap Screw, 1/2"-13 x 3" Flat Washer, 1/2" Plated SAE Lock Washer, 1/2" Hex Nut, 1/2"-13

(MT37a/METR36a)



ITEM	PART NO.	QTY.	DESCRIPTION
1	GD15792-07	4-5	Hose, 2" x 65"
	GD15792-15	2	Hose, 2" x 120"
2	GD14627	2	Coupler, 2", 6 Row 36"/38"/40"
3	G10676	6-8	Hose Clamp, No. 36
4	GA11065	2	End Cap, 2"
5	G11145	4-6	T-Bolt Clamp, 7"
6	GD15799	2	Manifold, 21" Long (Open Both Ends)
7	GD15854	2-4	Clamp
8	GA11061	2	End, 4"
9	GA10808	2-4	Mount
10	GD7145	4-6	U-Bolt, 7" x 7" x 1/2"-13
	G10228	8-12	Lock Washer, 1/2"
	G10102	8-12	Hex Nut, 1/2"-13
11	G10312	2-4	Carriage Bolt, 5/16"-18 x 3/4"
	G10620	2-4	Serrated Flange Nut, 5/16"-18
12	GD14626	4-8	Elbow, 90°, 2"
13	GD15856-01	2	Pipe, 6" x 14", 8 Row 30"
	GD15856-02	-	Pipe, 6" x 20", 8 Row 36"/38"/40"
14	GD15850	2	Manifold, 21" (Open One End)
15	G10037	4	Hex Head Cap Screw, 1/2"-13 x 1 1/4"
	G10228	4	Lock Washer, 1/2"
	G10102	4	Hex Nut, 1/2"-13
16	GA10767	1	Mount, L.H.
17	GA10768	1	Mount, R.H.
18	---	-	<a href="#">See "Digital Vacuum Gauge, Analog Vacuum Gauge, and Vacuum Fan Assembly" on page P45</a>
19	GD15791-03	2	Hose, 4" x 46"
20	G11137	4	T-Bolt Clamp, 4 1/4"
21	GA11062	2	Guide, 4"
22	GA10824	2	Hose Protector
23	G10038	2	Hex Head Cap Screw, 1/2"-13 x 3" (At Transmission Assembly)
	G11389	2	Flat Washer, 1/2" Plated SAE
	G10228	2	Lock Washer, 1/2"
	G10102	2	Hex Nut, 1/2"-13
	G10104	2	Hex Nut, 5/8"-11 (At U-Bolt On Row Unit)
24	GB0827	6-8	Vacuum Reducer, 2" to 1 3/4"

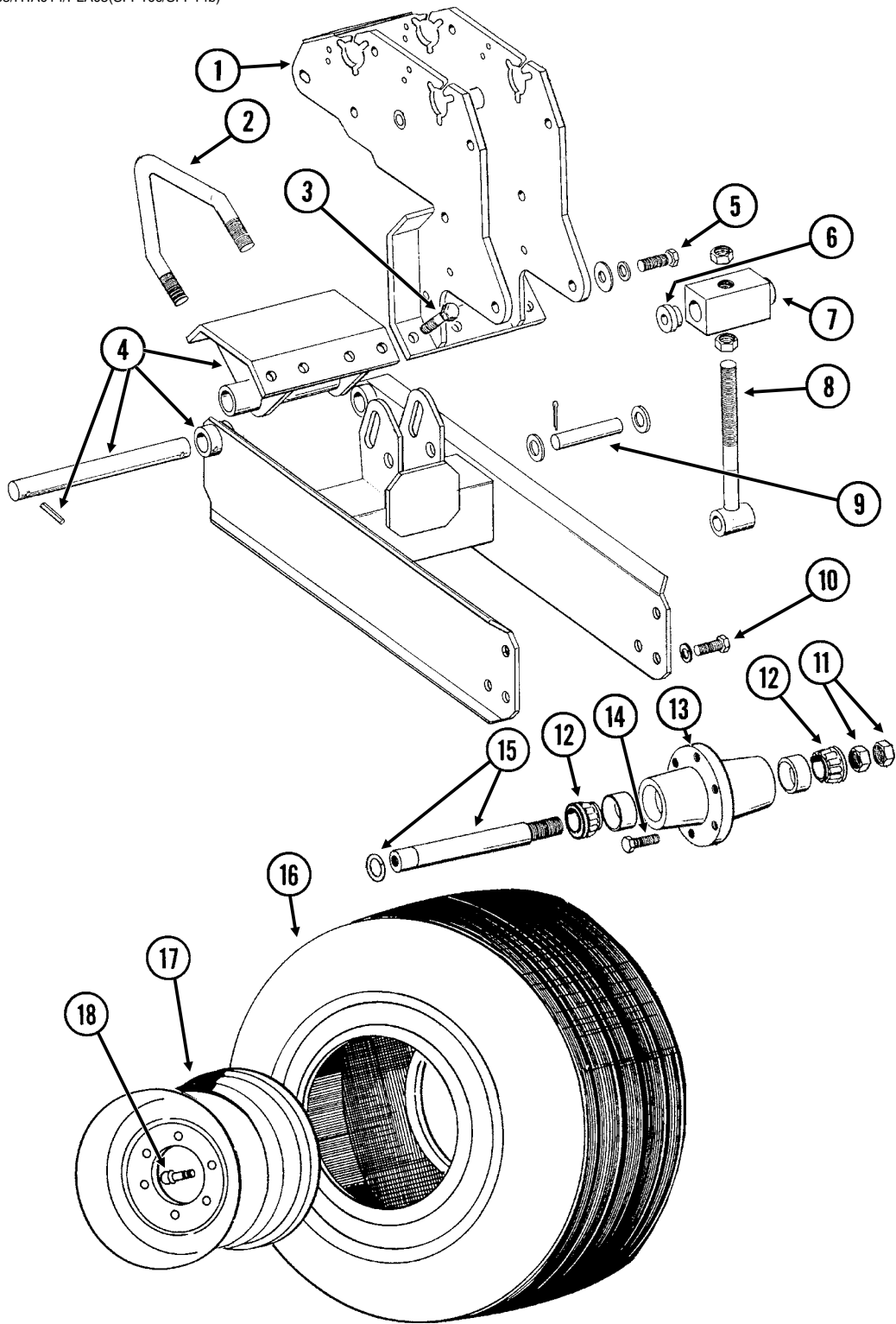
(MT40)





ITEM	PART NO.	QTY.	DESCRIPTION
1	G10064	16	Hex Head Cap Screw, ¼"-20 x 1"
	G11385	16	Flat Washer, ¼" SAE
	G10110	16	Lock Nut, ¼"-20, Grade B
2	---	-	<a href="#">See "Electrical Components" on page P81</a>
3	GA6824	1	Bracket, R.H. (Shown)
	GA6823	1	Bracket, L.H.
4	GA4707	2	Mount
5	G10016	2	Hex Head Cap Screw, ½"-13 x 2"
	G10111	2	Lock Nut, ½"-13
6	GA4733	2	Detent Pin W/Chain
7	GD7145	4	U-Bolt, 7" x 7" x ½"-13
	G10228	8	Lock Washer, ½"
	G10102	8	Hex Nut, ½"-13
8	GA4732	2	Parking Stand
9	GD9750	2	Pin, 11 ¾" Long
10	G10048	4	Hex Head Cap Screw, ⅜"-16 x 2"
	G10108	4	Lock Nut, ⅜"-16
11	GD9749	2	Bushing, 3 ¾"
12	G10678	1	Hex Head Cap Screw, 1"-8 x 5½" (Category 2)
	G10396	1	Lock Nut, 1"-8
13	GA6078	1	Pin, 1" x 4½" (Category 3N And 3)
14	GD8701	1	Bushing, 2"
15	GD2557	3	Lynch Pin, 7/16"
16	GD1114	4	U-Bolt, 7" x 7" x ⅝"-11
	G10230	8	Lock Washer, ⅝"
	G10104	8	Hex Nut, ⅝"-11
17	A6911	-	Toolbar, 7" x 7" x 180", 6 Row 30" <b>(Non-Stock Item)</b>
	A6912	-	Toolbar, 7" x 7" x 230", 6 Row 36"/38"/40" <b>(Non-Stock Item)</b>
	A6913	-	Toolbar, 7" x 7" x 240", 8 Row 30" <b>(Non-Stock Item)</b>
	A6914	-	Toolbar, 7" x 7" x 310", 8 Row 36"/38"/40" <b>(Non-Stock Item)</b>
18	GA10781	1	Bracket, L.H. (Shown)
	GA10782	1	Bracket, R.H.

PLA029/PLA028/PTD085/HTA014/PLA05(SFP10c/SFP14b)

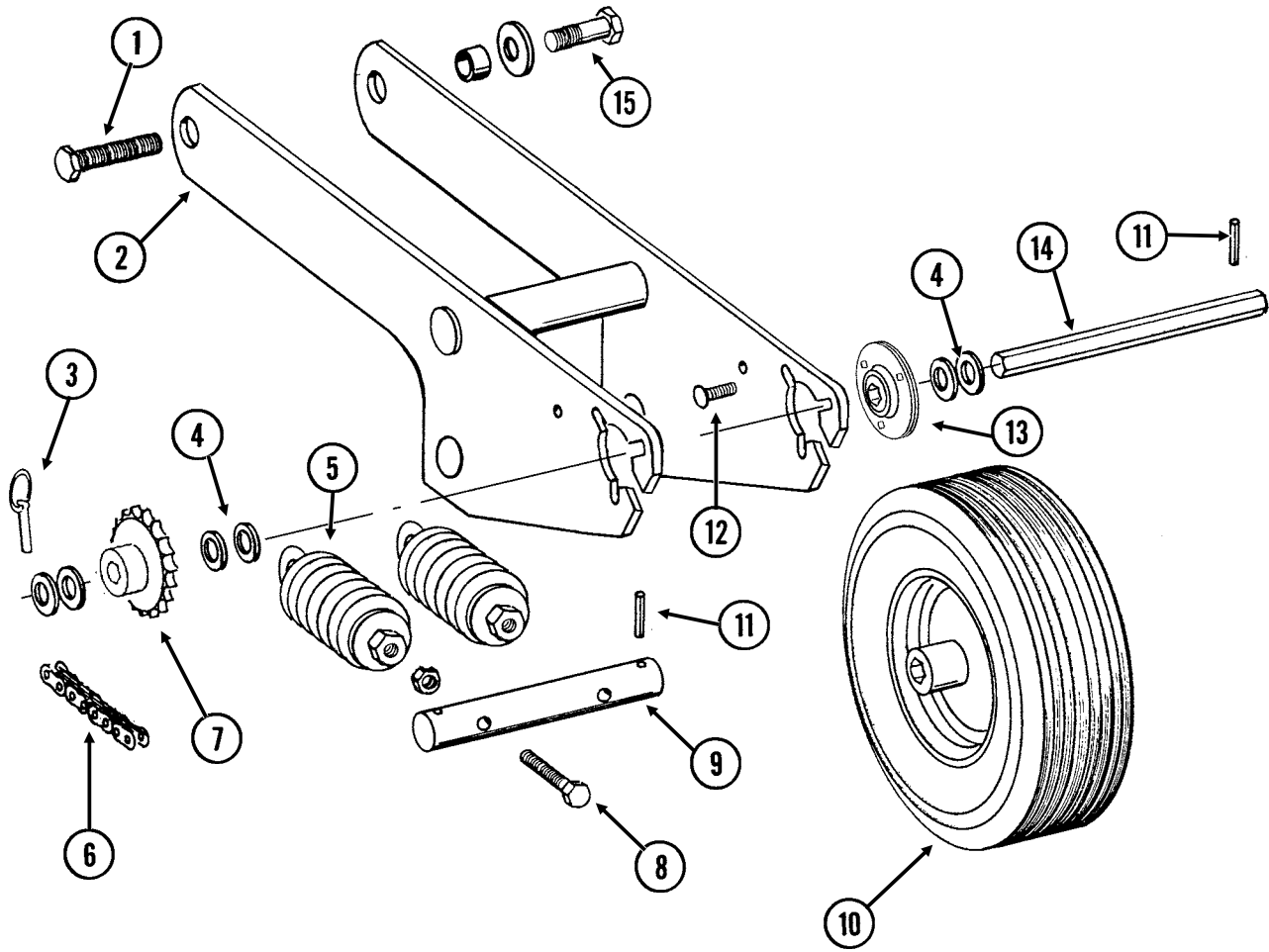


ITEM	PART NO.	QTY. (Per Assy.)	DESCRIPTION
1	---	-	<a href="#">See "Seed Rate Transmission and Module Drive Assembly" on page P59</a>
2	GD8175	2	U-Bolt, 7" x 7" x 5/8"-11 (Diamond)
	G11391	4	Flat Washer, 5/8" SAE
	G10230	4	Lock Washer, 5/8"
	G10104	4	Hex Nut, 5/8"-11
3	G10005	4	Hex Head Cap Screw, 5/8"-11 x 1 3/4"
	G11391	4	Flat Washer, 5/8" SAE
	G10230	4	Lock Washer, 5/8"
	G10104	4	Hex Nut, 5/8"-11
4	GA7294	1	Arm W/Pin, Lower Clamp And Spring Pins
	GD5804	1	Pin, 1 1/4" x 12"
	GA7295	1	Clamp W/Grease Fittings
	G10641	-	Grease Fitting, 1/8" NPT
	G10610	-	Spring Pin, 3/8" x 2"
5	G10026	2	Hex Head Cap Screw, 3/4"-10 x 2"
	G11392	2	Flat Washer, 3/4" SAE
	G10231	2	Lock Washer, 3/4"
6	GD10403	2	Concentric Spacer
7	GD10328	1	Adjustment Block
8	GA4705	1	Adjusting Screw
	G10117	2	Hex Nut, 1"-8
9	GD7041	1	Pin, 1" x 4"
	G10082	2	Flat Washer, 1" SAE
	G10459	2	Cotter Pin, 3/16" x 1 1/2"
10	G10026	2	Hex Head Cap Screw, 3/4"-10 x 2"
	G10231	2	Lock Washer, 3/4"
11	G11081	-	Hex Jam Nut, 1 1/2"-12, Grade 2
12	GA0895	2	Bearing
13	GA2148	1	Hub W/Cups, 6 Bolt
	GR0434	-	Cup
14	GR0270	6	Lug Bolt, 9/16"-18
15	GA2558	1	Spindle W/Round External Retaining Ring, 9 1/2"
	GD11490	-	Round External Retaining Ring
16	GD0844	1	Tire, 7.60" x 15", 8 Ply (Specify Brand*)
17	GA5196	1	Wheel W/Valve Protector, 5" x 15"
18	GD1166	1	Valve Stem
A	GA2147	-	Hub And Spindle Assembly (Items 11, 12, 13, and 15)
B	GA10660	-	Ground Drive and Contact Wheel Assembly, R.H. (Items 1-18 On This Page, Items 2-15 <a href="#">See "Contact Drive Wheel Assembly" on page P57</a> , Items 1-10 And 12-40 <a href="#">See "Seed Rate Transmission and Module Drive Assembly" on page P59</a> and Items 2-20 <a href="#">See "Module Drive" on page P61</a>
	GA10661	-	Ground Drive And Contact Wheel Assembly, L.H. (Items 1-18 On This Page, Items 2-15 <a href="#">See "Contact Drive Wheel Assembly" on page P57</a> , Items 1-10 And 12-40 <a href="#">See "Seed Rate Transmission and Module Drive Assembly" on page P59</a> and Items 2-20 <a href="#">See "Module Drive" on page P61</a>

\*Specific brand requests will be supplied only as available from current Kinze Repair Parts stock. If a specific brand requested is not in stock, the brand available will be supplied.

PLA027(SFP9dd)

R.H. Side Shown

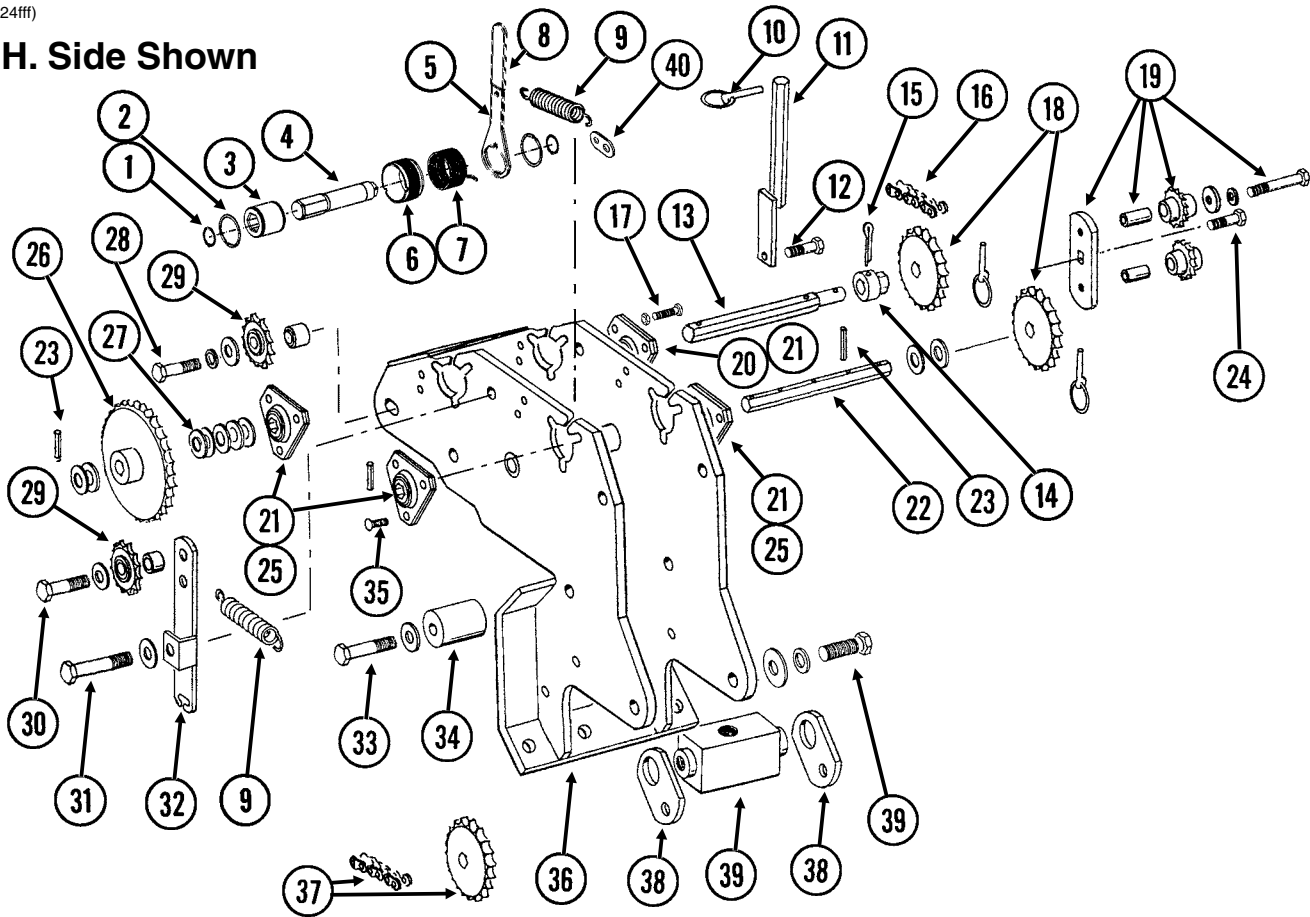


ITEM	PART NO.	QTY. (Per Assy.)	DESCRIPTION
1	---	-	<a href="#">See "Module Drive" on page P61</a> (Item 7)
2	GA7297	1	Arm
3	GD2558	1	Lynch Pin, 1/4"
4	G10233	-	Machine Bushing, 1", 10 Gauge
5	GA2068	2	Spring W/Plug
6	G3310-218	1	Chain, No. 40, 218 Pitch Including Connector Link (Used With 15 And 19 Tooth Sprockets)
	G3310-224	1	Chain, No. 40, 224 Pitch Including Connector Link (Used With 30 Tooth Sprocket)
	GR0912	-	Connector Link, No. 40
7	GA5105	-	Sprocket, 15 Tooth
	GA5107	-	Sprocket, 19 Tooth
	GA5114	1	Sprocket, 30 Tooth
8	G10861	2	Hex Head Cap Screw, 1/2"-13 x 5", Full Thread
	G11389	2	Flat Washer, 1/2" Plated SAE
	G10501	2	Hex Jam Nut, 1/2"-13, Grade 2
9	GD10329	1	Shaft
10	GA5090	1	Tire And Rim Assembly (Specify Brand*)
	GD5753	1	Tire, 4.10" x 6" (Specify Brand*)
	GD5752	1	Inner Tube
11	G10602	2	Spring Pin, 1/4" x 1 1/2"
12	G10303	6	Carriage Bolt, 5/16"-18 x 1"
	G10232	6	Lock Washer, 5/16"
	G10106	6	Hex Nut, 5/16"-18
13	GA9846	-	Flanged Bearing, 7/8" Hex Bore
14	GD10332	1	Shaft, 7/8" x 11"
15	G10005	1	Hex Head Cap Screw, 5/8"-11 x 1 3/4"
	G11391	1	Flat Washer, 5/8" SAE
	GD3180-15	1	Sleeve, 5/8" I.D. x 7/8" O.D. x 1 1/2" Long
	G10107	1	Lock Nut, 5/8"-11

\* Specific brand requests will be supplied only as available from current Kinze Repair Parts stock. If a specific brand requested is not in stock, the brand available will be supplied. Different brand tires may have different diameters. Change in tire brand may affect rates. Field checks are recommended after any change in contact tires.

(SFP24ff)

R.H. Side Shown



ITEM	PART NO.	QTY. (Per Assy.)	DESCRIPTION
1	G11075	2	External Inverted Snap Ring, 7/8"
2	G10496	2	External Inverted Snap Ring, 1 1/2"
3	GD14432	1	Sleeve, 1 1/4"
4	GD14426	1	Tightener Shaft, 3 3/8"
5	GD14431	1	Handle
6	GD14430	1	Release Collar, Gold, R.H. (Shown)
	GD14429	-	Release Collar, Silver, L.H.
7	GD14414	1	Torsion Spring, R.H. (Used In L.H. Wrap Spring Wrench)
	GD14413	-	Torsion Spring, L.H. (Shown) (Used In R.H. Wrap Spring Wrench)
8	G11078	1	Vinyl Cap
9	GD5857	2	Spring
10	GD2558	3	Lynch Pin, 1/4"
11	GA11052	1	Sprocket Storage Rod (Vacuum)
	GA4630	-	Sprocket Storage Rod (Mechanical)
12	G10037	1	Hex Head Cap Screw, 1/2"-13 x 1 1/4"
	G11389	1	Flat Washer, 1/2" Plated SAE
	G10111	1	Lock Nut, 1/2"-13
13	GD10336	1	Shaft, 7/8" x 11"
14	GD7127	1	Shear Coupler
15	G10462	1	Cotter Pin, 3/16" x 2"
16	G3310-68	1	Chain, No. 40, 68 Pitch Including Connector Link
	GR0912	-	Connector Link, No. 40
17	G10338	1	Carriage Bolt, 5/16"-18 x 1 1/4"
	G10232	1	Lock Washer, 5/16"
	G10106	1	Hex Nut, 5/16"-18
	G10109	1	Lock Nut, 5/16"-18, Grade 8

## Seed Rate Transmission and Module Drive Assembly

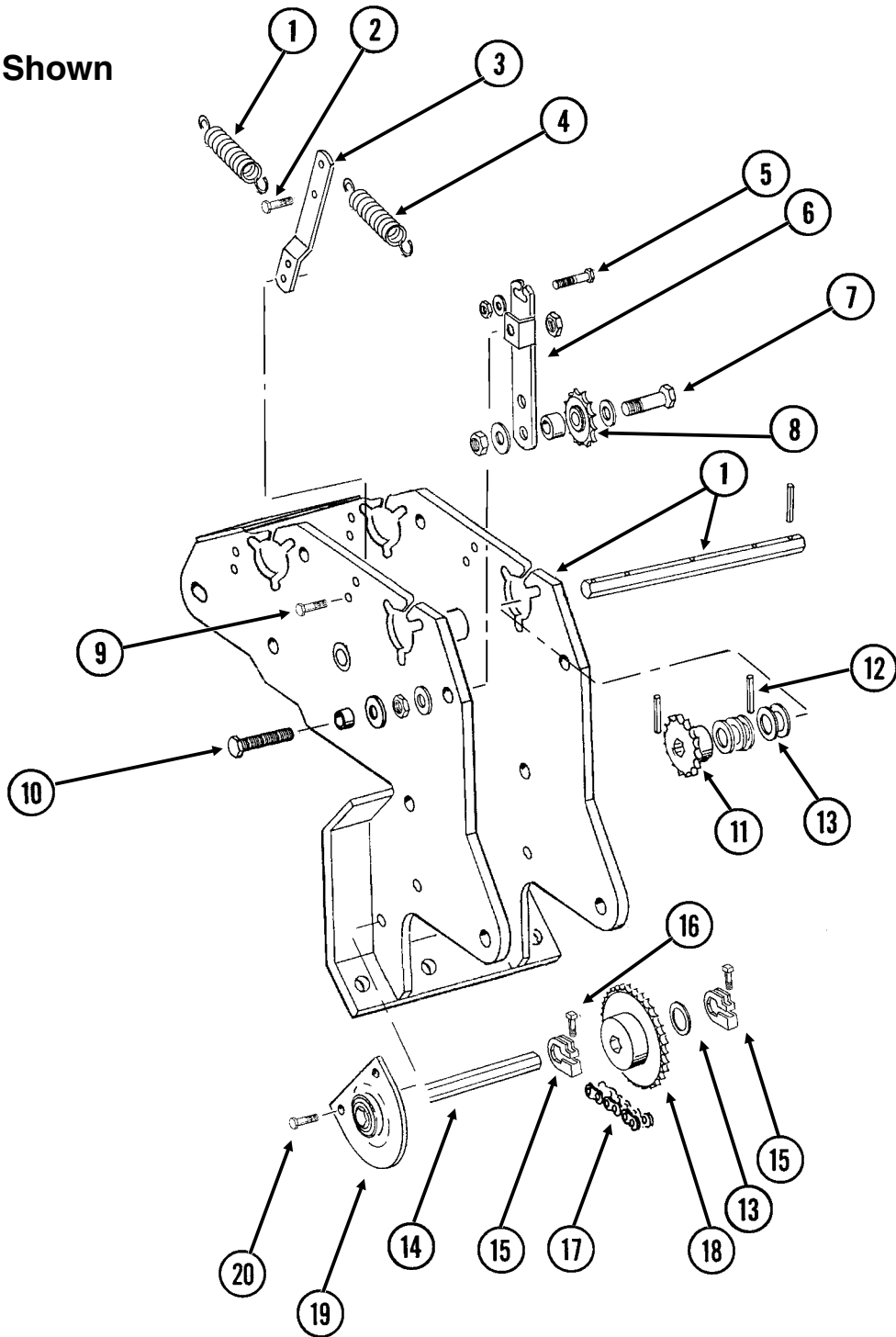
Model 3110

M0255-02

ITEM	PART NO.	QTY. (Per Assy.)	DESCRIPTION
18	GA5105	1	Sprocket, 15 Tooth
	GA5106	1	Sprocket, 17 Tooth
	GA5107	2	Sprocket, 19 Tooth
	GA5108	2	Sprocket, 23 Tooth
	GA5109	1	Sprocket, 24 Tooth
	GA5110	1	Sprocket, 25 Tooth
	GA5111	1	Sprocket, 26 Tooth
	GA5112	1	Sprocket, 27 Tooth
	GA5113	1	Sprocket, 28 Tooth
19	GA7336	1	Idler W/Bolt-On Sprockets
	GD7426	-	Sprocket, 12 Tooth
	GD1026	-	Sleeve, 1 <sup>3</sup> / <sub>16</sub> " Long
	G11387	-	Flat Washer, <sup>3</sup> / <sub>8</sub> " SAE
	G10229	-	Lock Washer, <sup>3</sup> / <sub>8</sub> "
	G10047	-	Hex Head Cap Screw, <sup>3</sup> / <sub>8</sub> "-16 x 1 <sup>3</sup> / <sub>4</sub> "
	GA5548	1	Special Bearing
21	G3400-01	4	Flangette
22	GD10337	1	Shaft, <sup>7</sup> / <sub>8</sub> " x 10 <sup>1</sup> / <sub>2</sub> "
23	G10602	7	Spring Pin, <sup>1</sup> / <sub>4</sub> " x 1 <sup>1</sup> / <sub>2</sub> "
24	G11100	1	Hex Socket Button Head Cap Screw, <sup>1</sup> / <sub>4</sub> "-20 x <sup>1</sup> / <sub>2</sub> ", Grade 8
	G10227	1	Lock Washer, <sup>1</sup> / <sub>4</sub> "
	G11385	1	Flat Washer, <sup>1</sup> / <sub>4</sub> " SAE
25	G2100-03	3	Bearing, <sup>7</sup> / <sub>8</sub> " Hex Bore, Spherical
26	GA5202	1	Sprocket, 34 Tooth, <a href="#">See "Point Row Clutch" on page P65</a> , For Machines Equipped With Point Row Clutches
27	G10233	-	Machine Bushing, 1", 10 Gauge (As Required)
28	G10038	1	Hex Head Cap Screw, <sup>1</sup> / <sub>2</sub> "-13 x 3"
	G10128	1	Machine Bushing, <sup>1</sup> / <sub>2</sub> ", 14 Gauge
	GB0258	1	Stepped Spacer, <sup>7</sup> / <sub>8</sub> "
	G11389	1	Flat Washer, <sup>1</sup> / <sub>2</sub> " Plated SAE
	G10228	1	Lock Washer, <sup>1</sup> / <sub>2</sub> "
	G10102	1	Hex Nut, <sup>1</sup> / <sub>2</sub> "-13
	GA7154	2	Sprocket W/Bearing, 18 Tooth
30	G10581	1	Hex Head Cap Screw, <sup>1</sup> / <sub>2</sub> "-13 x 2 <sup>1</sup> / <sub>4</sub> "
	G10128	1	Machine Bushing, <sup>1</sup> / <sub>2</sub> ", 14 Gauge
	GD7889	1	Bushing, 1" O.D. x <sup>9</sup> / <sub>16</sub> " I.D. x <sup>7</sup> / <sub>16</sub> " Long
	G10228	1	Lock Washer, <sup>1</sup> / <sub>2</sub> "
	G10102	1	Hex Nut, <sup>1</sup> / <sub>2</sub> "-13
	GA7154	2	Sprocket W/Bearing, 18 Tooth
31	G10036	1	Hex Head Cap Screw, <sup>5</sup> / <sub>8</sub> "-11 x 4"
	G11391	1	Flat Washer, <sup>5</sup> / <sub>8</sub> " SAE
	G10503	1	Hex Jam Nut, <sup>5</sup> / <sub>8</sub> "-11, Grade 2
	G10107	1	Lock Nut, <sup>5</sup> / <sub>8</sub> "-11
32	GD13422	1	Idler Arm, R.H. Side Of Planter (Shown)
	GD13394	-	Idler Arm, L.H. Side Of Planter
33	G10033	1	Hex Head Cap Screw, <sup>1</sup> / <sub>2</sub> "-13 x 3 <sup>1</sup> / <sub>2</sub> "
	G11389	1	Flat Washer, <sup>1</sup> / <sub>2</sub> " Plated SAE
	G10228	1	Lock Washer, <sup>1</sup> / <sub>2</sub> "
	G10102	1	Hex Nut, <sup>1</sup> / <sub>2</sub> "-13
34	GD10407	1	Chain Support
35	G10303	12	Carriage Bolt, <sup>5</sup> / <sub>16</sub> "-18 x 1"
	G10232	12	Lock Washer, <sup>5</sup> / <sub>16</sub> "
	G10106	12	Hex Nut, <sup>5</sup> / <sub>16</sub> "-18
36	GA10063	1	Module
37	---	-	<a href="#">See "Contact Drive Wheel Assembly" on page P57</a>
38	GD15696	2	Strap
39	---	-	<a href="#">See "Ground Drive Wheel Assembly" on page P55</a>
40	GD14595	1	Spring Tension Link
A	G1K380	1	Wrap Spring Wrench Replacement Kit, Gold Collar, R.H. (Items 1-8 And 24) (Shown)
	G1K381	-	Wrap Spring Wrench Replacement Kit, Silver Collar, L.H. (Items 1-8 And 24)

(SFP25hh)

R.H. Side Shown

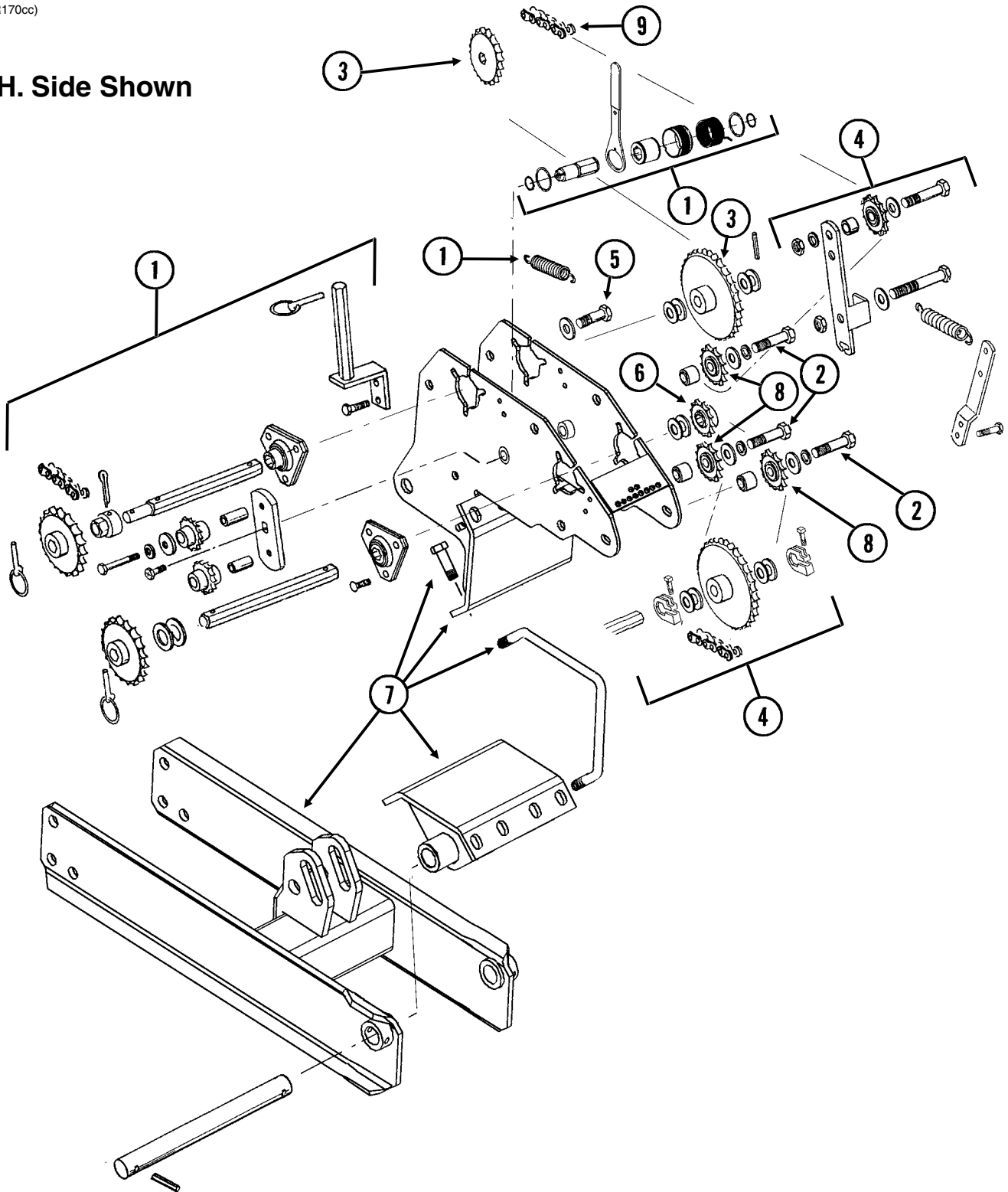




ITEM	PART NO.	QTY. (Per Assy.)	DESCRIPTION
1	---	-	<a href="#">See "Seed Rate Transmission and Module Drive Assembly" on page P59</a>
2	G10040	1	Hex Head Cap Screw, 1/4"-20 x 1 3/4"
	G10103	1	Hex Nut, 1/4"-20
3	GD5860	1	Bar
4	GD5857	1	Spring
5	G10069	1	Hex Head Cap Screw, 5/16"-18 x 2 1/4"
	G11386	1	Flat Washer, 5/16" SAE
	G10106	1	Hex Nut, 5/16"-18
6	GD13394	-	Idler Arm, R.H. Side Of Planter (Shown)
	GD13422	1	Idler Arm, L.H. Side Of Planter
7	G10581	1	Hex Head Cap Screw, 1/2"-13 x 2 1/4"
	G10128	1	Machine Bushing, 1/2", 14 Gauge
	GD7889	1	Bushing, 1" O.D. x 5/16" I.D. x 7/16" Long
	G10228	1	Lock Washer, 1/2"
	G10102	1	Hex Nut, 1/2"-13
8	GA7154	1	Sprocket W/Bearing, 18 Tooth
9	G10064	1	Hex Head Cap Screw, 1/4"-20 x 1"
	G10227	1	Lock Washer, 1/4"
	G10103	1	Hex Nut, 1/4"-20
10	G11028	1	Hex Head Cap Screw, 5/8"-11 x 4 1/2", Full Thread
	G11391	1	Flat Washer, 5/8" SAE
	GD3180-15	1	Sleeve, 5/8" I.D. x 7/8" O.D. x 1 5/32" Long
	G10104	1	Hex Nut, 5/8"-11
	G11391	1	Flat Washer, 5/8" SAE
	G10107	1	Lock Nut, 5/8"-11
11	GA5105	1	Sprocket, 15 Tooth
12	G10602	7	Spring Pin, 1/4" x 1 1/2"
13	G10233	1	Machine Bushing, 1", 10 Gauge
14	GD0914-66	-	Hex Shaft, 7/8" x 66", 6 Row 30" (No Holes) (Two Per Planter)
	GD0914-86	-	Hex Shaft, 7/8" x 86", 6 Row 36"/38"/40" (No Holes) (Two Per Planter)
	GD0914-96	-	Hex Shaft, 7/8" x 96", 8 Row 30" (No Holes) (Two Per Planter)
	GD0914-126	-	Hex Shaft, 7/8" x 126", 8 Row 36"/38"/40" (No Holes) (Two Per Planter)
15	GD11045	2	Lock Clamp
16	G10130	2	Square Head Machine Bolt, 5/16"-18 x 1 3/4"
	G10923	2	Flange Nut, 5/16"-18, No Serration
17	G3310-75	1	Chain, No. 40, 75 Pitch Including Connector Link And Offset Link
	GR0912	-	Connector Link, No. 40
	GR0911	-	Offset Link, No. 40
18	GA5114	1	Sprocket, 30 Tooth
19	GA2180	1	Hanger Bearing, 7/8" Hex Bore
20	G10004	2	Hex Head Cap Screw, 3/8"-16 x 1 1/4"
	G11387	2	Flat Washer, 3/8" SAE
	G10229	2	Lock Washer, 3/8"
	G10101	2	Hex Nut, 3/8"-16
A	G1K269	-	Lock Clamp Kit (Items 15 And 16)

(PLTR170cc)

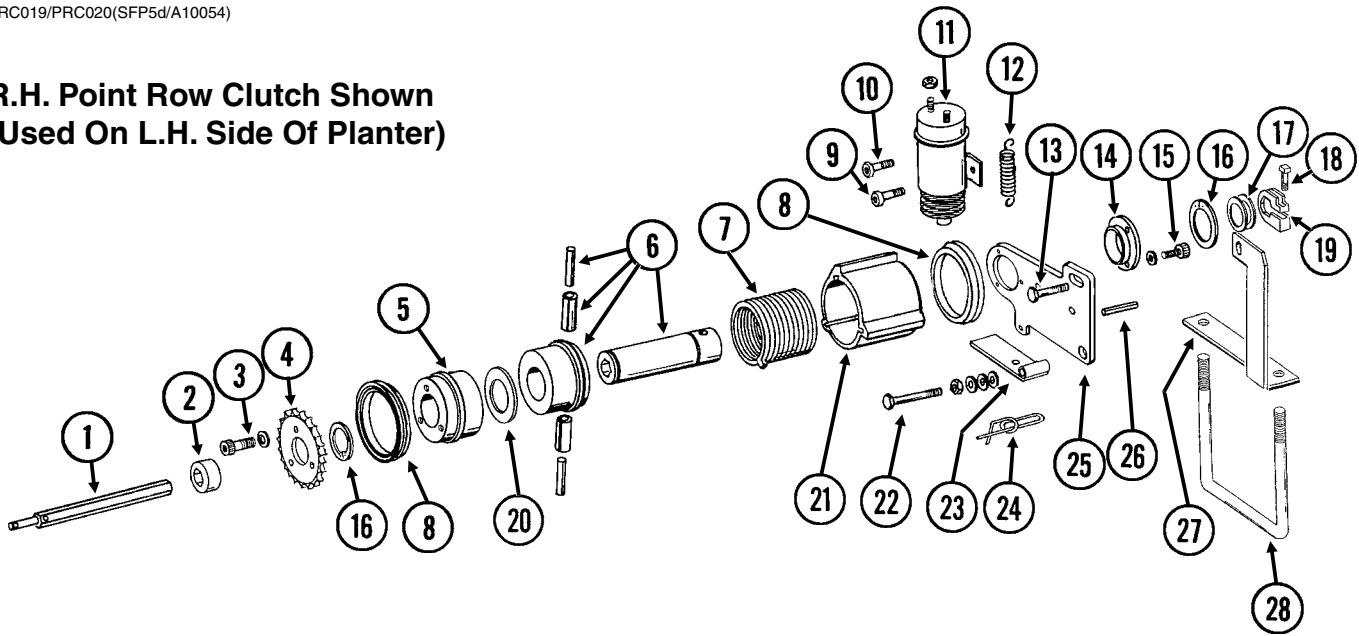
R.H. Side Shown



ITEM	PART NO.	QTY. (Per Assy.)	DESCRIPTION
1	---	-	<a href="#">See "Seed Rate Transmission and Module Drive Assembly" on page P59</a>
2	G10397	3	Hex Head Cap Screw, 1/2"-13 x 2 3/4"
	G10128	3	Machine Bushing, 1/2", 14 Gauge
	G11389	3	Flat Washer, 1/2" Plated SAE
	GB0258	3	Stepped Spacer, 7/8"
	G10228	3	Lock Washer, 1/2"
	G10102	3	Hex Nut, 1/2"-13
3	---	-	<a href="#">See "Contact Drive Wheel Assembly" on page P57</a>
4	---	-	<a href="#">See "Module Drive" on page P61</a>
5	G10005	2	Hex Head Cap Screw, 5/8"-11 x 1 3/4"
	G11391	2	Flat Washer, 5/8" SAE
	GD3180-15	2	Sleeve, 5/8" I.D. x 7/8" O.D. x 1 1/2" Long
	G10107	2	Lock Nut, 5/8"-11
6	GA5105	1	Sprocket, 15 Tooth
7	---	-	<a href="#">See "Ground Drive Wheel Assembly" on page P55</a>
8	GA7154	2	Sprocket W/Bearing, 18 Tooth
9	G3310-204	1	Chain, No. 40, 204 Pitch Including Connector Link
	GR0912	-	Connector Link, No. 40
A	G1K377	-	Front Drive Wheel Conversion Package (Items 2, 5, and 8 On This Page, Items 15 and 16 <a href="#">See "Module Drive" on page P61</a> , and G7100-298 and G7100-299 on <a href="#">page P86</a>

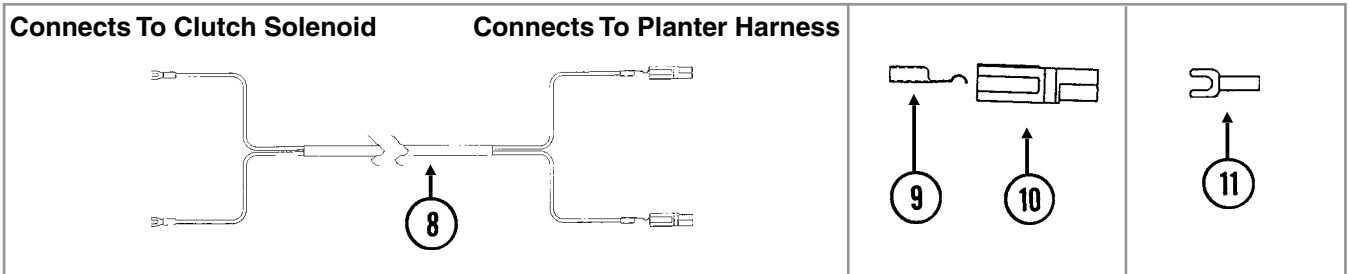
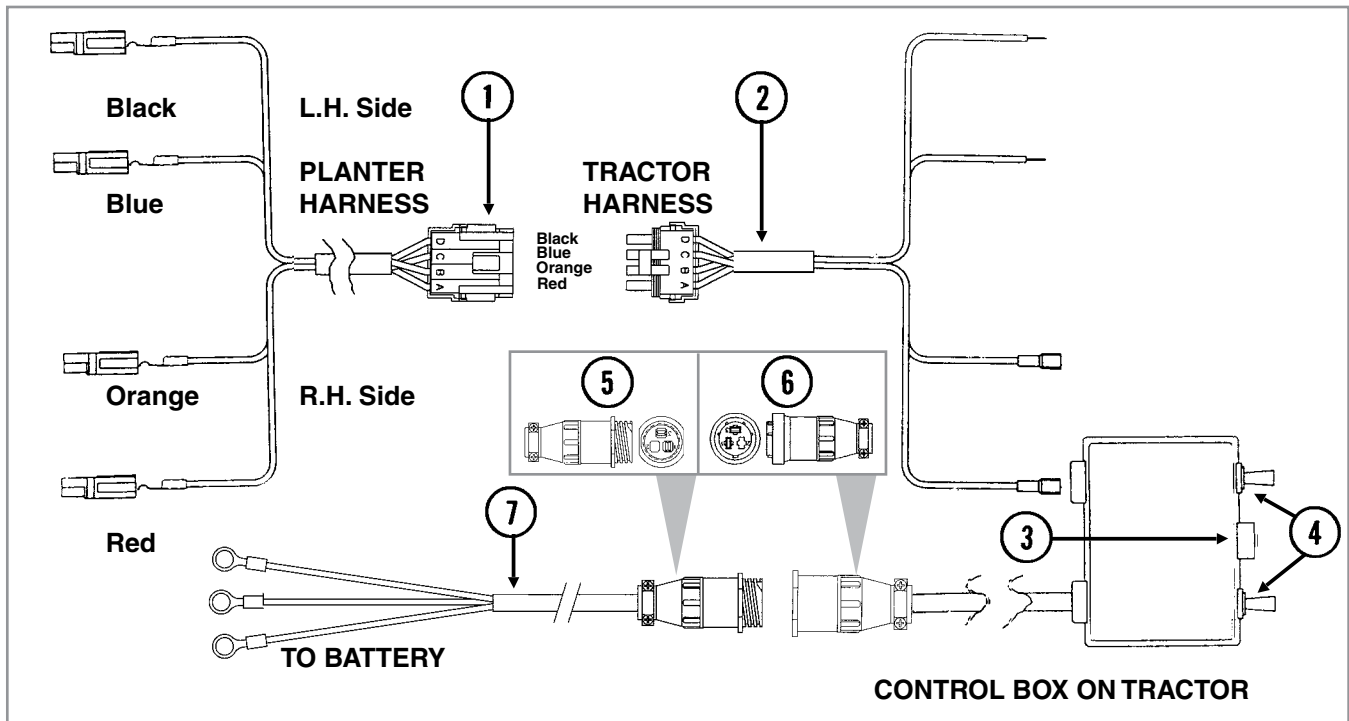
PRC019/PRC020(SFP5d/A10054)

**R.H. Point Row Clutch Shown  
(Used On L.H. Side Of Planter)**



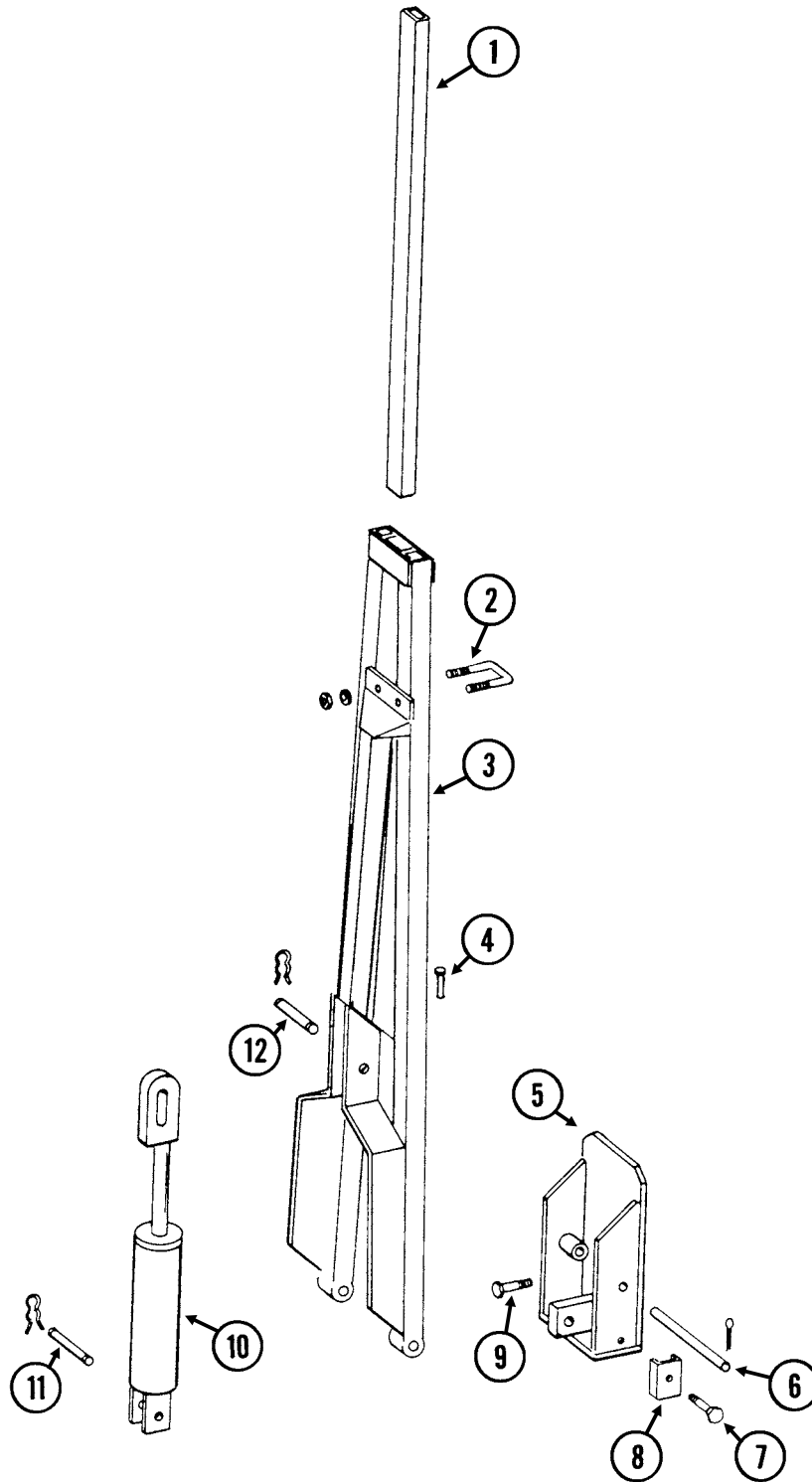
ITEM	PART NO.	QTY. (Per Assy.)	DESCRIPTION
1	GD10527	1	Input Shaft, 7/8" x 15 1/2"
2	GD10200	1	Sleeve, 3/4" Long
3	G10023	3	Hex Head Cap Screw, 1/4"-20 x 3/4"
	G10227	3	Lock Washer, 1/4"
4	GD10525	1	Sprocket, 34 Tooth
5	GD10104	1	Input Hub
6	GA7137	1	Hub/Sleeve Assembly W/Spring Pins
	G10804	-	Spring Pin, 5/32" x 7/8"
	G10765	-	Spring Pin, 1/4" x 1"
7	GD9672	1	Spring, R.H. (Shown)
	GD9671	-	Spring, L.H.
8	GD14512	2	V-Ring Seal
9	G10900	1	Hex Socket Head Cap Screw, 1/4"-20 x 1 3/4", Grade 8
	G10227	1	Lock Washer, 1/4"
	G10103	2	Hex Nut, 1/4"-20
10	G10023	1	Hex Head Cap Screw, 1/4"-20 x 3/4"
	G10227	1	Lock Washer, 1/4"
	G10103	1	Hex Nut, 1/4"-20
11	GA8393	1	Solenoid Complete
	GR1306	1	Snap Ring
	GR1303	1	Spring
	GR1304	1	Boot
	GR1305	1	Plunger
12	GD10123	1	Spring
13	G10003	1	Hex Head Cap Screw, 3/8"-16 x 1 1/2"
	G11387	2	Flat Washer, 3/8" SAE
	G10101	1	Hex Nut, 3/8"-16
14	GD9667	1	Bushing
15	G10253	3	Hex Socket Head Screw, No. 10-32 x 1/2"
	G10257	3	Lock Washer, No. 10
16	G10496	2	External Inverted Snap Ring, 1 1/2"
17	G10233	-	Machine Bushing, 1", 10 Gauge
18	G10130	-	Square Head Machine Bolt, 5/16"-18 x 1 3/4"
	G10923	-	Flange Nut, 5/16"-18, No Serration
19	GD11045	-	Lock Clamp
20	GD14513	1	Felt Washer
21	GD30903	1	Stop Collar
22	G10939	1	Hex Head Cap Screw, 3/8"-16 x 2 1/4"
	G10101	1	Hex Nut, 3/8"-16
	G11387	1	Flat Washer, 3/8" SAE
	G10229	2	Lock Washer, 3/8"
	G10497	1	Hex Jam Nut, 3/8"-16, Grade 2
23	GD30902	1	Actuator Arm
24	GD11120	1	Rue Ring Cotter, 5/16"
25	GD10103	1	Mounting Plate
26	G10859	1	Spring Pin, 3/16" x 2 1/4"
27	GD10529	1	Bracket, L.H. (Shown)
	GD10528	-	Bracket, R.H.
28	GD7145	1	U-Bolt, 7" x 7" x 1/2"-13
	G10111	2	Lock Nut, 1/2"-13
29	GA10054	1	Ground Cable, Green
A	G1K269	-	Lock Clamp Kit (Items 18 And 19)
B	GA7418	-	Point Row Clutch Assembly, R.H. (Shown) (Items 3-12, 14-16, 20-26 And 29)
	GA7417	-	Point Row Clutch Assembly, L.H. (Items 3-12, 14-16, 20-26 And 29)

(EF10b/ELC34/ELC35/EF10c/SFP6/TWL18/TWL76)



ITEM	PART NO.	QTY. (Per Assy.)	DESCRIPTION
1	GR1450 GA8328	- -	Harness W/4-Pin Connector, 60" 4-Pin Connector W/Female Housing, 4 Seals And 4 Pin Contacts
2	GR1447 GA8329	- -	Harness W/4-Pin Connector, 152" 4-Pin Connector W/Male Housing, 4 Seals And 4 Socket Contacts
3	GA7165	-	Circuit Breaker, 12 Amp
4	GA7144	-	Two Position Switch
5	G1K267	-	Power Lead Adapter Connector Kit, Includes: (1) 3-Pin Connector, (1) Cable Clamp, (3) Male Terminal Pins
6	G1K268	-	Console Cable Connector Kit, Includes: (1) 3-Pin Connector, (1) Cable Clamp, (1) Lock Ring, (3) Female Terminal Pins
7	GA17547	1	Power Adapter Cable
8	GA7416	1	Wiring Harness, 288"
9	GD9530	-	Contact
10	GD9529 GD12726	- -	Housing, Black Housing, Red
11	G10996	-	Fork Terminal
A	GA8747	-	Control Box Assembly (Items 1-4 and 10)

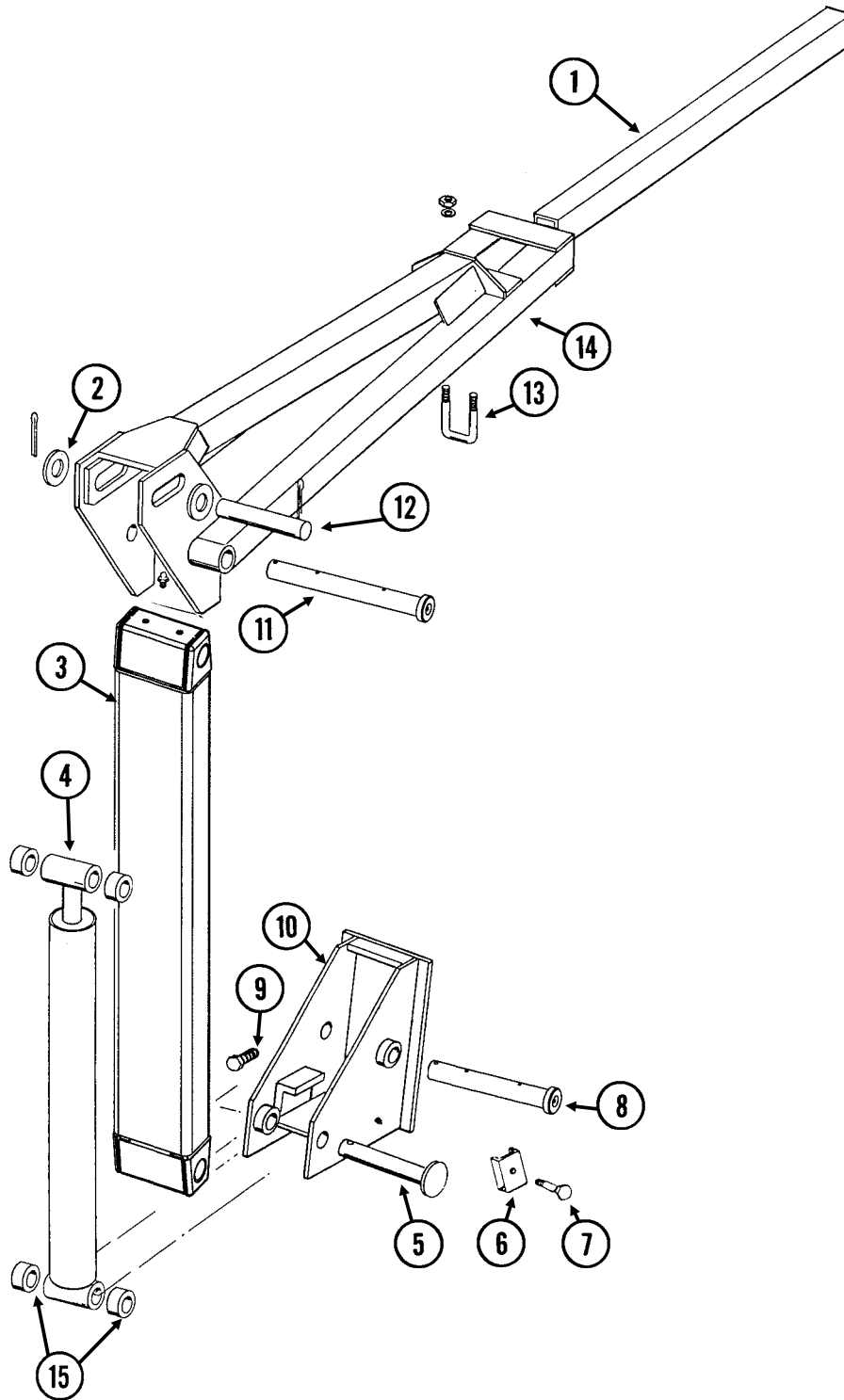
MKR010(MKR1a)





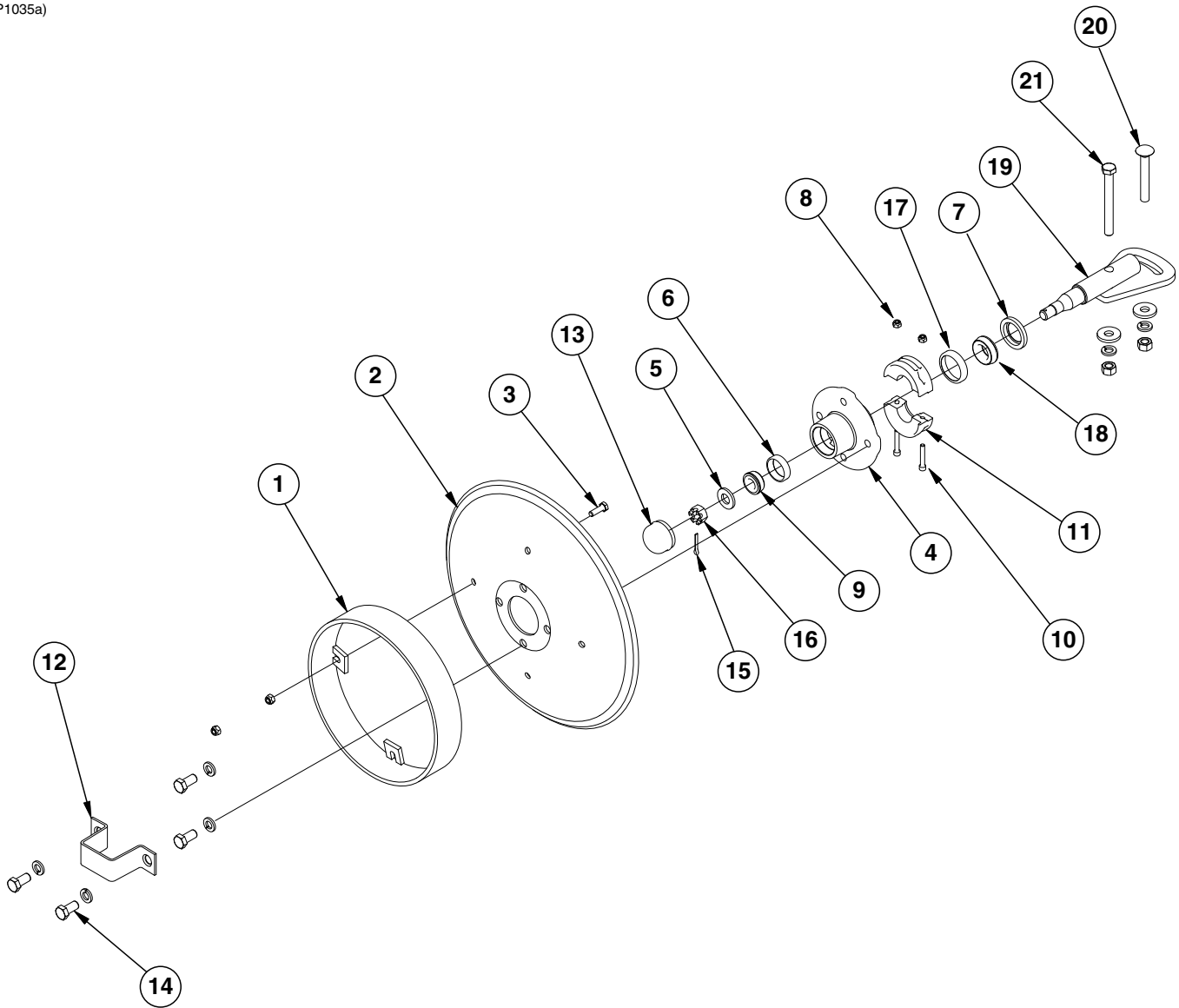
ITEM	PART NO.	QTY. (Per Assy.)	DESCRIPTION
1	GD0453-02	1	Extension Tube, 40"
2	GD2721	1	U-Bolt, 2" x 2" x 1/2"-13
	G10228	2	Lock Washer, 1/2"
	G10102	2	Hex Nut, 1/2"-13
3	GA5183	-	Arm W/Grease Fittings, 58 1/2"
	G10640	-	Grease Fitting, 1/4"-28
4	GD0462	1	Safety Lockup Pin
	G10670	1	Hair Pin Clip, No. 3
	G10187	1	Spring Pin, 5/32" x 2"
5	GA5178	-	Mount W/Grease Fittings
	G10640	-	Grease Fitting, 1/4"-28
6	GD0438	1	Pin, 13 1/2"
	G10460	2	Cotter Pin, 1/4" x 2"
7	G10133	1	Hex Head Cap Screw, 5/16"-18 x 1 1/2"
	G10232	1	Lock Washer, 5/16"
	G10106	1	Hex Nut, 5/16"-18
8	GD5892	1	Hose Clamp, 5/8" x 1 1/2" x 1 1/2"
9	G10008	4	Hex Head Cap Screw, 5/8"-11 x 2"
	G10230	4	Lock Washer, 5/8"
10	---	-	<a href="#">See "Row Marker Cylinder, 6 Row 30"' on page P75</a>
11	GR0367	1	Pin, 1" x 2 7/8"
	GR0193	2	Hair Pin Clip
12	GR0375	1	Pin, 1" x 3 1/2"
	GR0193	2	Hair Pin Clip

(MKR2ff)



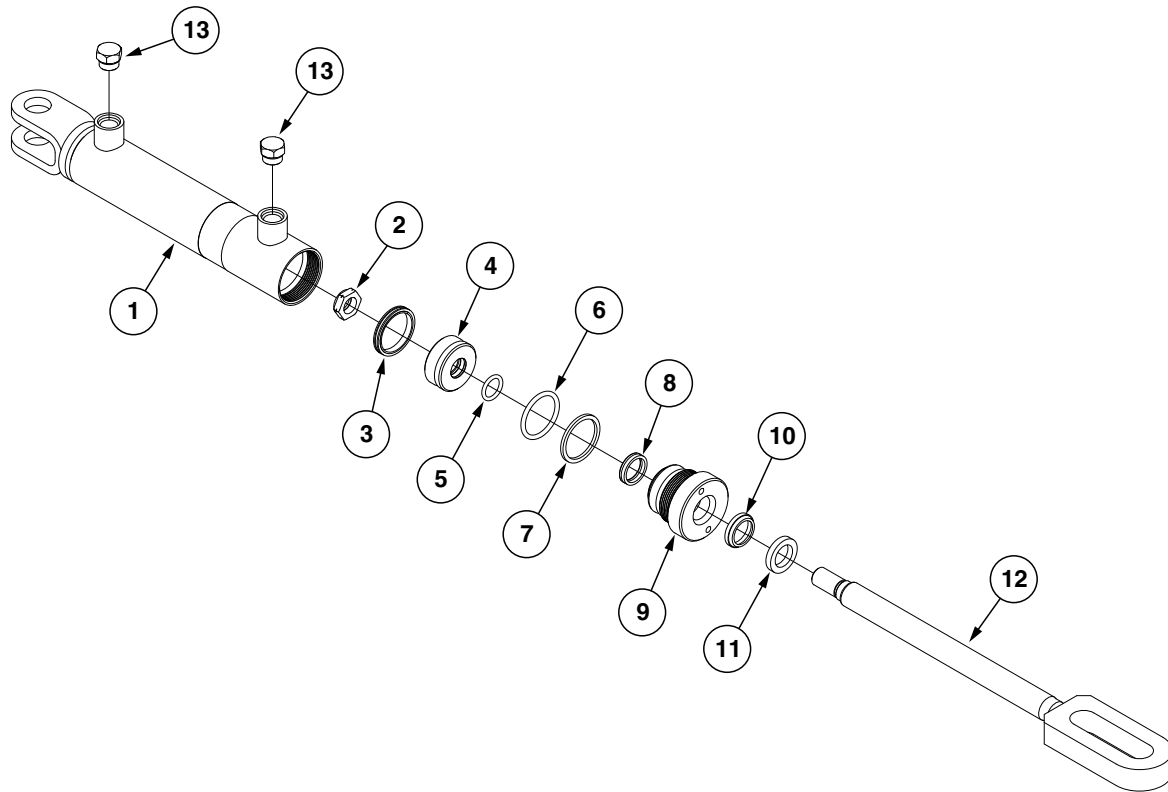
ITEM	PART NO.	QTY. (Per Assy.)	DESCRIPTION
1	GD0453-04	1	Extension Tube, 60", 6 Row 36"/38"/40"
	GD0453-03	-	Extension Tube, 50", 8 Row 30"
	GD0453-08	-	Extension Tube, 65", 8 Row 36"/38"/40"
2	G11396	2	Flat Washer, 1¼" SAE
3	GA11591	1	Arm, First Stage
4	---	-	<a href="#">See "Row Marker Cylinder, 6 Row 36"/38"/40" and 8 Row 36"/38"/40" on page P76</a>
5	GD15386	1	Pin, 1¼" x 7⅝"
	G10460	1	Cotter Pin, ¼" x 2"
6	GD5875	1	Hose Clamp, ⅞" x 2½" x 2"
7	G10133	1	Hex Head Cap Screw, ⅝"-18 x 1½"
	G10232	1	Lock Washer, ⅝"
	G10106	1	Hex Nut, ⅝"-18
	G10228	2	Lock Washer, ½"
	G10102	2	Hex Nut, ½"-13
8	GA11767	1	Pin W/Grease Fitting, 1¼" x 9½"
	G10640	1	Grease Fitting, ¼"-28
	G10460	2	Cotter Pin, ¼" x 2"
9	G10879	4	Flanged 12 Point Bolt, ⅝"-11 x 2", Special Hardened
10	GA5130	1	Mount
11	GA11766	1	Pin W/Grease Fitting, 1¼" x 11⅝"
	G10640	1	Grease Fitting, ¼"-28
	G10460	2	Cotter Pin, ¼" x 2"
12	GD2161	1	Pin, 1¼" x 8¼"
	G10460	2	Cotter Pin, ¼" x 2"
13	GD2721	1	U-Bolt, 2" x 2" x ½"-13
14	GA5190	1	Arm, Second Stage, 35", 6 Row 36"/38"/40"
	GA5188	-	Arm, Second Stage, 46", 8 Row 30"
	GA5192	-	Arm, Second Stage, 67", 8 Row 36"/38"/40"
15	GD0752-41	-	Sleeve, 1" (If Applicable)

(IP1035a)



ITEM	PART NO.	QTY. (Per Assy.)	DESCRIPTION
1	GA5853	1	Depth Band
2	GD0746	1	Disc Blade, Solid, 16" (Shown)
	GD10283	-	Disc Blade, Notched, 16" (Optional)
3	G10019	4	Hex Head Cap Screw, 5/16"-18 x 1"
	G10109	4	Lock Nut, 5/16"-18, Grade 8
4	GA0167	1	Hub W/Cups, 4 Bolt (Includes Items 6 and 17)
5	G11391	1	Flat Washer, 5/8" SAE
6	GR0151	1	Outer Cup
7	GD21540	1	Grease Seal
8	G10110	2	Lock Nut, 1/4"-20, Grade B
9	GA0257	1	Bearing
10	G11418	2	Hex Socket Head Cap Screw, 1/4"-20 x 1 1/2"
11	GB0554	2	Hub Shield
12	GD2597	1	Retainer
13	GD0840	1	Dust Cap
14	G10722	4	Hex Head Cap Screw, 1/2"-20 x 1"
	G10228	4	Lock Washer, 1/2"
15	G10544	1	Cotter Pin, 5/32" x 1"
16	G10725	1	Slotted Hex Nut, 5/8"-18
17	GR0150	1	Inner Cup
18	GA0245	1	Bearing
19	GA15151	1	Spindle
20	G10844	1	Carriage Bolt, 1/2"-13 x 3 1/2"
	G10168	1	Machine Bushing, 1/2", 7 Gauge
	G10228	1	Lock Washer, 1/2"
	G10102	1	Hex Nut, 1/2"-13
21	G10045	1	Hex Head Cap Screw, 1/2"-13 x 4 1/2"
	G10168	2	Machine Bushing, 1/2", 7 Gauge
	G10228	2	Lock Washer, 1/2"
	G10102	2	Hex Nut, 1/2"-13
A	GA13719	-	Hub And Spindle Assembly, (Items 4-7, 9, and 12-19)

(IP1528)



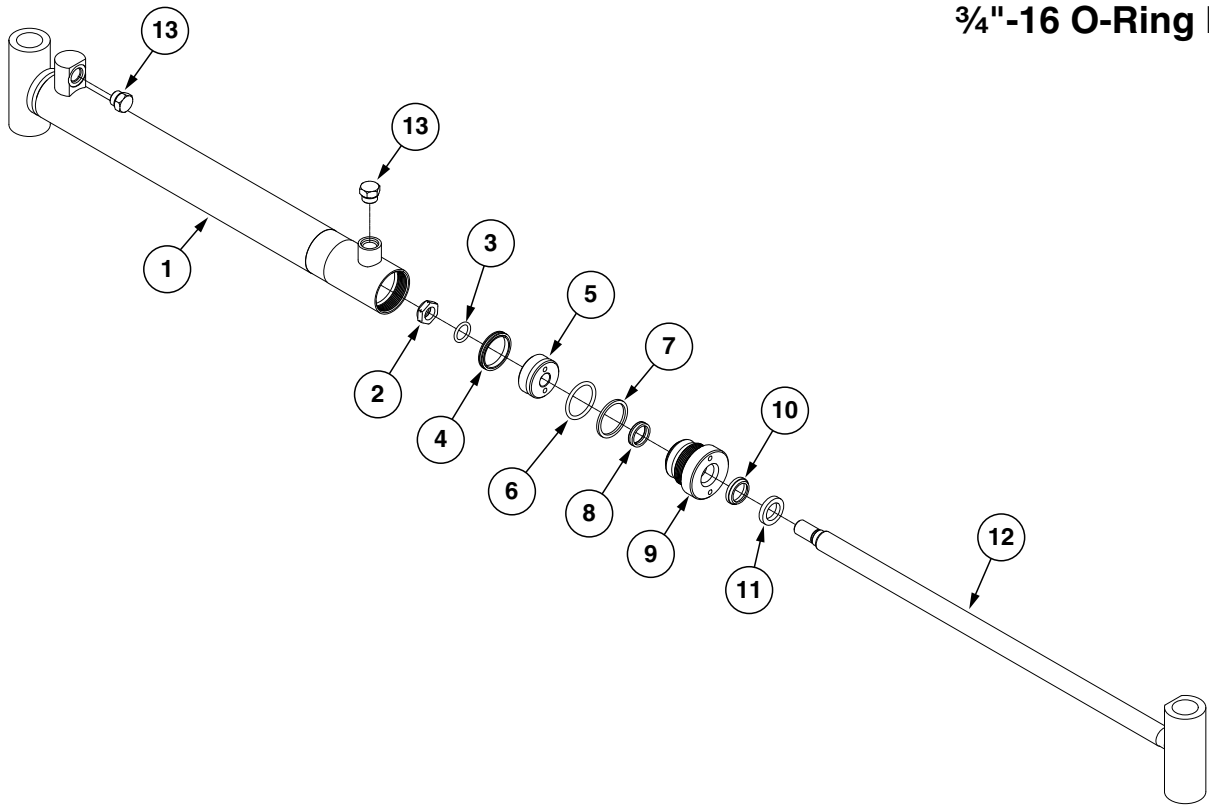
ITEM	PART NO.	QTY.	DESCRIPTION
1	A8775	1	Barrel
2	GD27233	1	Nylon Lock Nut, 3/4"-16, Grade 8
3	*D12277	1	T-Seal
4	GD29689	1	Piston
5	*D29692	1	O-Ring, No. 211
6	*D12235	1	O-Ring, No. 326
7	*D12236	1	Back-Up Ring
8	*D12256	1	U-Cup
9	GD12510	1	Gland
10	*D12233	1	Wiper Rod
11	GD12101	1	Ring
12	GA21168	1	Rod
13	G6408-08	2	Plug W/O-Ring, 3/4"-16 O-Ring
	GR1037	-	O-Ring

A	GA21167	-	Cylinder Complete, 2" x 8" (Part Number Stamped On Barrel)
B	GR2229	-	Seal Kit, Includes: (1) Wiper, (2) U-Cup, (3) O-Rings, (1) BU Ring, (1) T-Seal, (1) Instruction Sheet

\*Item is part of seal kit, item can not be purchased individually.

(IP1527)

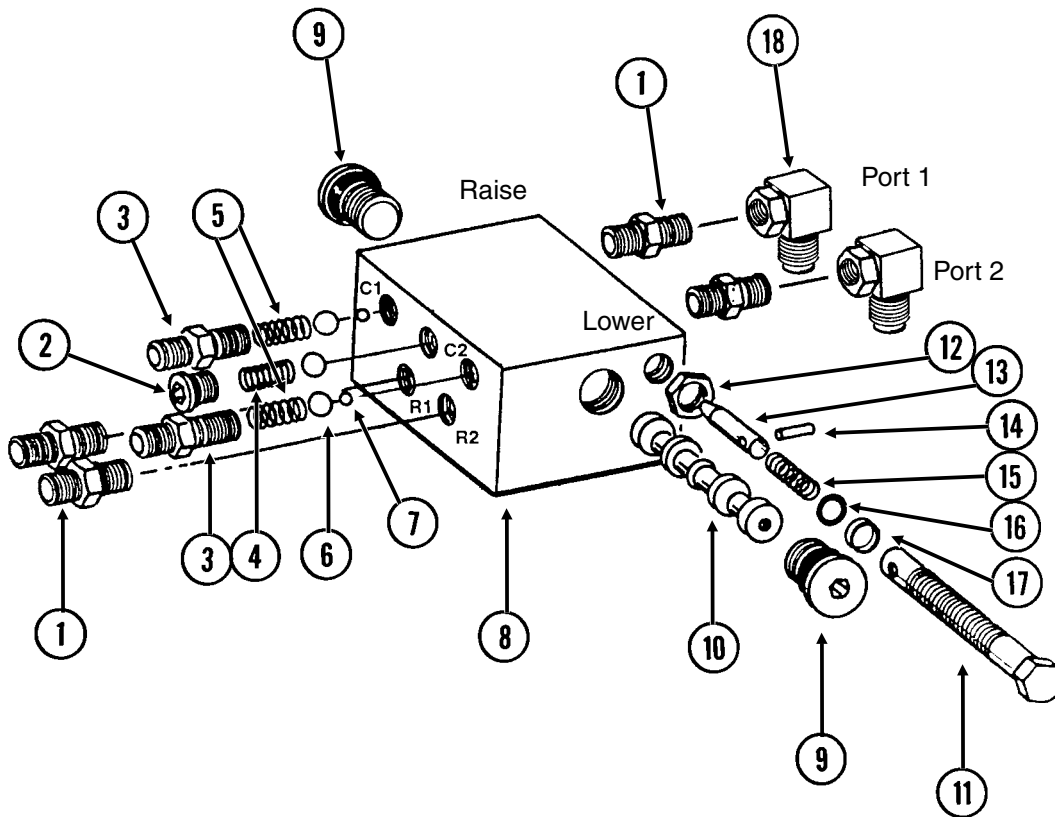
**3/4"-16 O-Ring Ports**



ITEM	PART NO.	QTY.	DESCRIPTION
1	A9442	1	Barrel
2	GD27233	1	Nylon Lock Nut, 3/4"-16, Grade 8
3	*D29692	1	O-Ring, No. 211
4	*D12277	1	T-Seal
5	GD29689	1	Piston
6	*D12235	1	O-Ring, No. 326
7	*D12236	1	Back-Up Ring
8	*D12256	1	U-Cup
9	GD12510	1	Gland
10	*D12233	1	Wiper Rod
11	GD12101	1	Ring
12	GA21159	1	Rod
13	G6408-08	2	Plug W/O-Ring, 3/4"-16 O-Ring
	GR1037	-	O-Ring
A	GA21158	-	Cylinder Complete, 2" x 20 <sup>1</sup> / <sub>16</sub> " (Part Number Stamped On Barrel)
B	GR2229	-	Seal Kit, Includes: (1) Wiper, (2) U-Cup, (3) O-Rings, (1) BU Ring, (1) T-Seal, (1) Instruction Sheet

\*Item is part of seal kit, item can not be purchased individually.

(PT9cc)





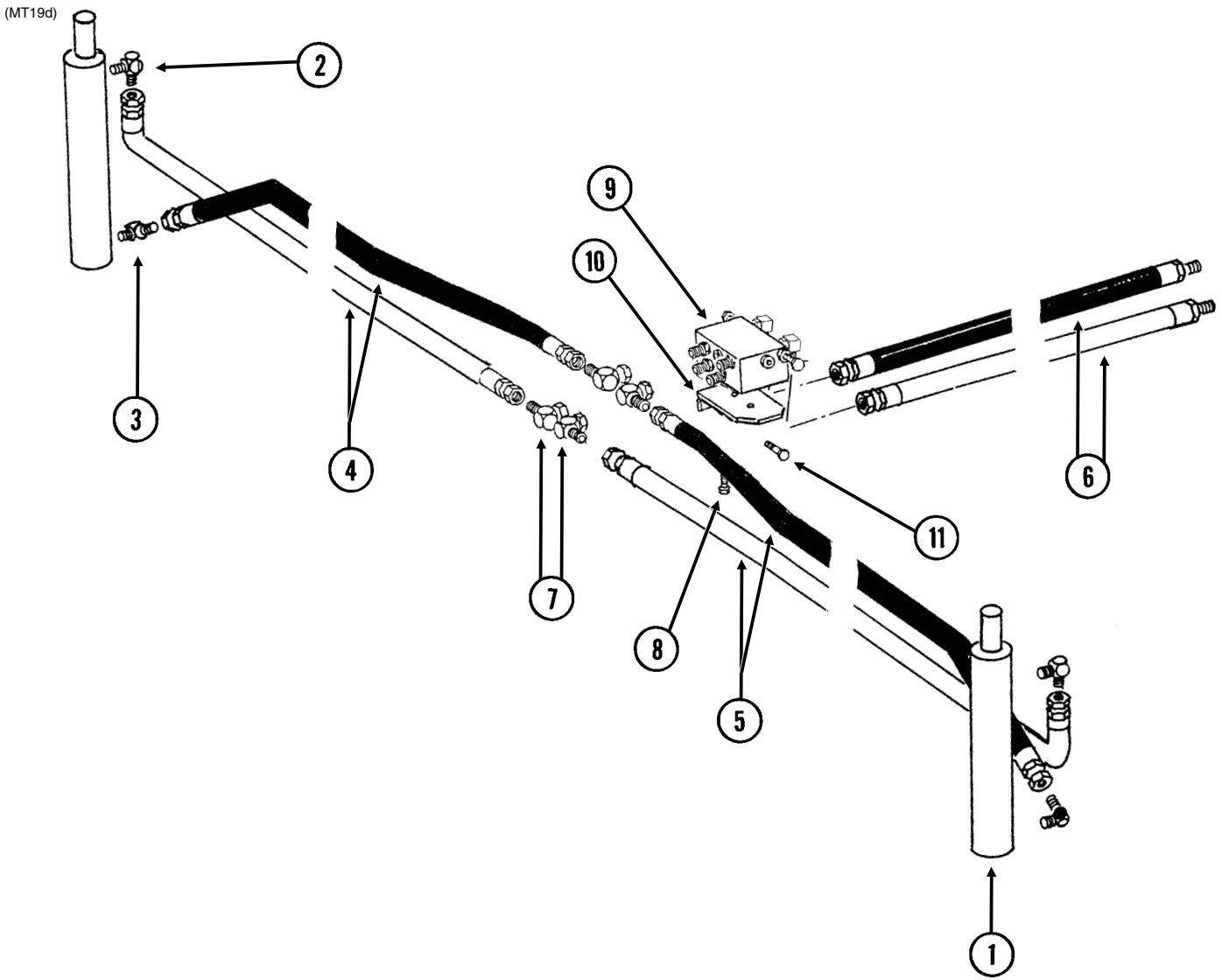
ITEM	PART NO.		QTY.	DESCRIPTION
	Style A**	Style B**		
1	*G6400-06	*G6400-06	4	Connector W/O-Ring, 1/16"-18 Male JIC To O-Ring
	GR1045	GR1045	-	O-Ring
2	GR1034	***	2	Hex Socket Plug W/O-Ring
	GR1035		-	O-Ring
3	GR1032	***	2	Port Adapter W/O-Ring
	GR1045		-	O-Ring
4	GR1033	***	1	Detent Spring
5	GR1036	***	2	Spring
6	GR1044	***	3	7/16" Check Ball
7	GR1043	***	2	1/4" Steel Ball
8	---	---	1	Valve Body <b>(Non-Stock Item)</b>
9	GR1047	GR1047	2	Hex Socket Plug W/O-Ring
	GR1037	GR1037	-	O-Ring
10	---	---	-	Spool <b>(Non-Stock Item)</b>
11	GR1042	****	2	Adjustment Screw
12	GR1048	****	2	Hex Jam Nut, 1/2"-20
13	GR1038	****	2	Needle
14	GR1039	****	2	Spring Pin
15	GR1046	****	2	Compression Spring
16	GR1040	****	2	O-Ring
17	GR1041	****	2	Teflon BU Ring
18	G6801-06	---	2	Elbow W/O-Ring, 90°, 1/16"-18 Male JIC To O-Ring
	GR1045		-	O-Ring
A	GA5552	GA5552	-	Valve Assembly Complete (Items 1-17)
B	GA5572	GA20822	-	Flow Control Assembly Portion Only (Items 11-17)
C	---	GR2203	-	Detent Kit, Includes: (2) Hex Socket Plug W/O-Ring, (2) Port Adapter W/O-Ring, (1) Detent Spring, (2) Spring, (3) Check Ball, (2) Steel Ball

\*Not used on sizes with 3/8" hoses.

\*\*Style A and B are determined by block color. Style A block will be yellow/zinc in color and manufactured by Shoemaker Inc. Style B block will be black in color and manufactured by Delta Power Company.

\*\*\*Item is part of detent kit (GR2203), item can not be purchased individually

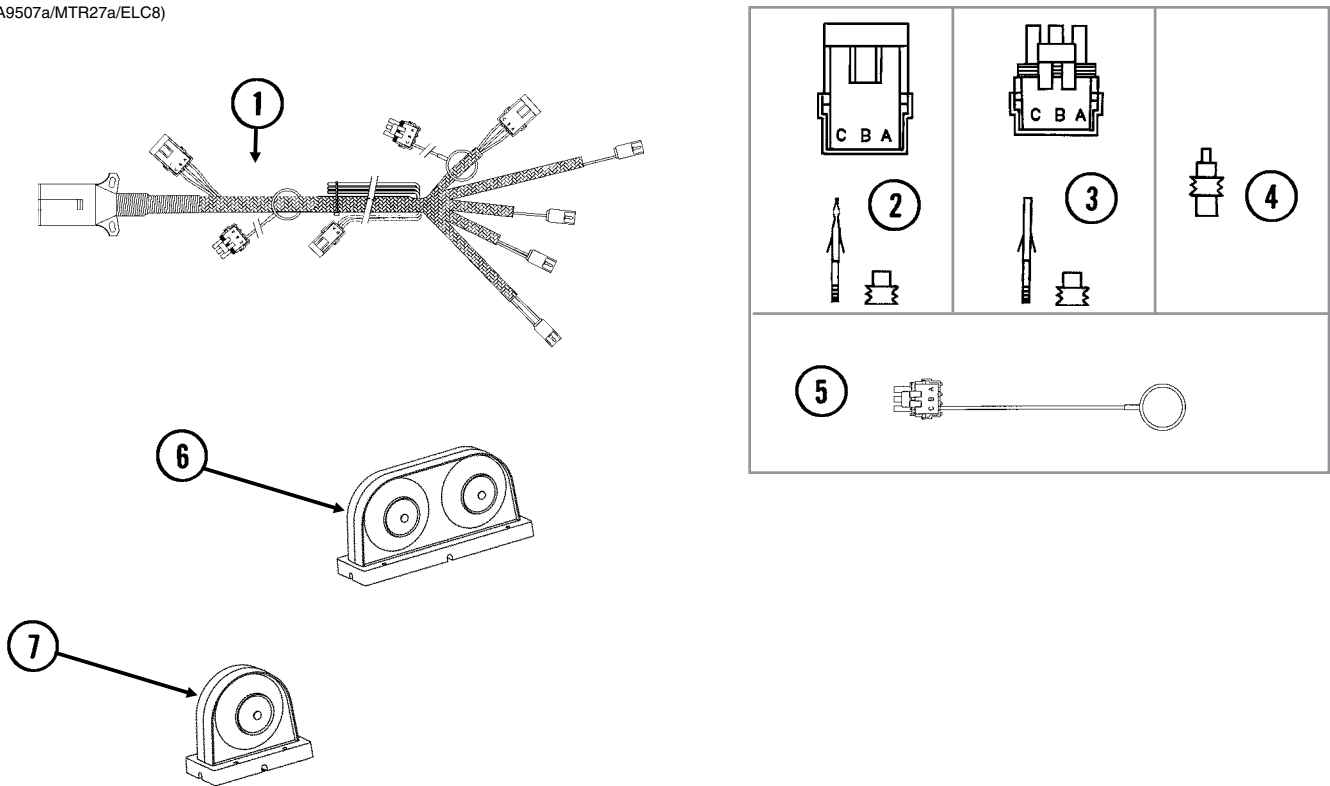
\*\*\*\*Item is part of seal kit (GA20822), item can not be purchased individually.



ITEM	PART NO.	QTY.	DESCRIPTION
1	---	-	<a href="#">See "Row Marker Cylinder, 6 Row 30"" on page P75</a> <a href="#">See "Row Marker Cylinder, 6 Row 36"/38"/40" and 8 Row 36"/38"/40"" on page P76</a>
2	G6801-06-08	2	Elbow W/O-Ring, 90°, 1/16"-18 Male JIC To 3/4"-16 O-Ring, 6 Row 30"
	GR1037	-	O-Ring
	G6801-08	-	Elbow W/O-Ring, 90°, 3/4"-16 Male JIC To O-Ring, 6 Row 36"/38"/40" And 8 Row 30"/36"/38"/40"
	GR1037	-	O-Ring
3	G6801-06-08	2	Elbow W/O-Ring, 90°, 1/16"-18 Male JIC To 3/4"-16 O-Ring, 6 Row 30"
	GR1037	-	O-Ring
	G6400-08	-	Connector W/O-Ring, 3/4"-16 Male JIC To O-Ring, 6 Row 36"/38"/40" And 8 Row 30"/36"/38"/40"
	GR1037	-	O-Ring
	G6400-08-04	-	Connector W/O-Ring, 3/4"-16 Male JIC To 7/16"-20 O-Ring, 6 Row 36"/38"/40" And 8 Row 30"/36"/38"/40"
	GR1465	-	O-Ring
4	*A1106	-	Hose Assembly, 1/4" x 130", 6 Row 30"
	*A3114	-	Hose Assembly, 3/8" x 156", 6 Row 36"/38"/40"
	*A1049	-	Hose Assembly, 3/8" x 160", 8 Row 30"
	*A3154	-	Hose Assembly, 3/8" x 196", 8 Row 36"/38"/40"
5	*A1168	-	Hose Assembly, 1/4" x 120", 6 Row 30"
	*A3115	-	Hose Assembly, 3/8" x 146", 6 Row 36"/38"/40"
	*A1013	-	Hose Assembly, 3/8" x 150", 8 Row 30"
	*A1028	-	Hose Assembly, 3/8" x 186", 8 Row 36"/38"/40"
6	*A3186	2	Hose Assembly, 3/8" x 56"
7	G6500-06	4	Swivel Elbow, 90°, 1/16"-18 Male JIC To Female, 6 Row 30"
	G6500-08-06	-	Swivel Elbow, 90°, 3/4"-16 Male JIC To 1/16"-18 Female, 6 Row 36"/38"/40" And 8 Row 30"/36"/38"/40"
8	G10001	2	Hex Head Cap Screw, 3/8"-16 x 1"
	G10229	2	Lock Washer, 3/8"
9	---	-	<a href="#">See "Row Marker Sequencing/Flow Control Valve" on page P77</a>
10	GD10205	1	Mounting Angle
11	G10017	2	Hex Head Cap Screw, 1/2"-13 x 1 1/2"
	G10111	2	Lock Nut, 1/2"-13

\* Hydraulic hose is not stocked by Kinze Repair Parts, but can be made available on a special order basis. Call for quote.

(PT49a/A9507a/MTR27a/ELC8)



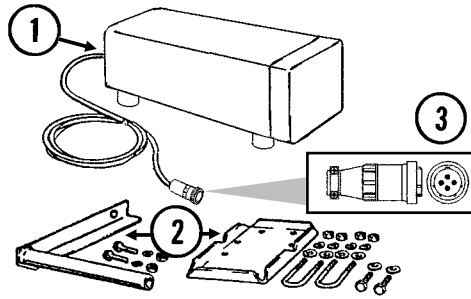
See "Toolbar Assembly" on page P53 for light brackets.

See "Digital Vacuum Gauge, Analog Vacuum Gauge, and Vacuum Fan Assembly" on page P45 for those electrical components.

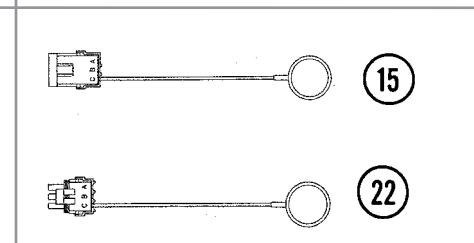
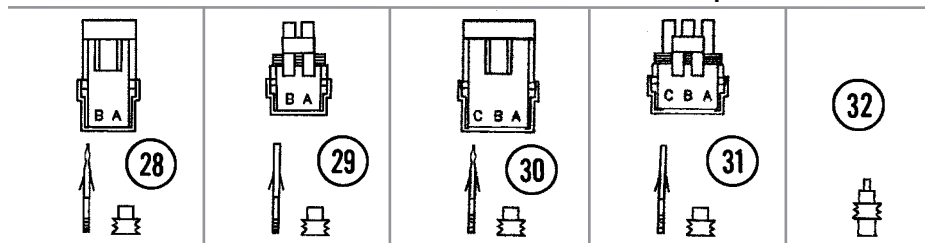
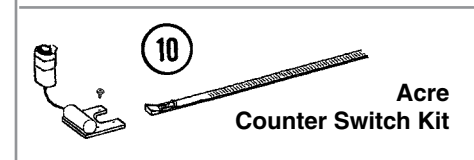
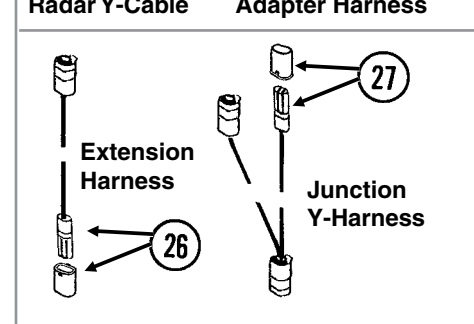
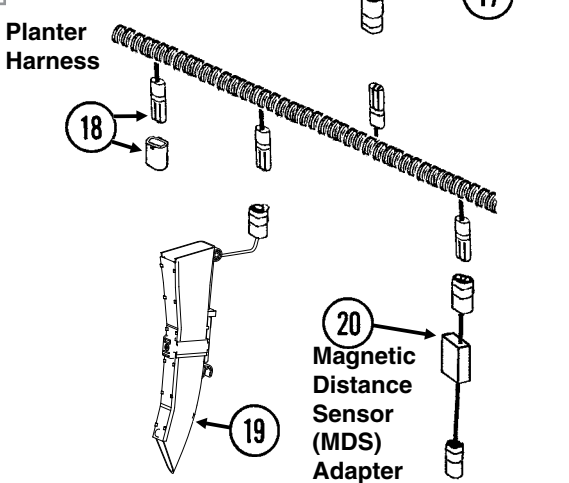
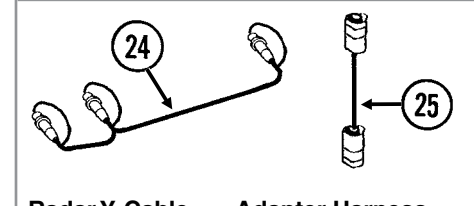
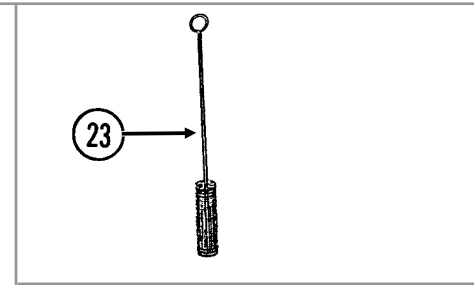
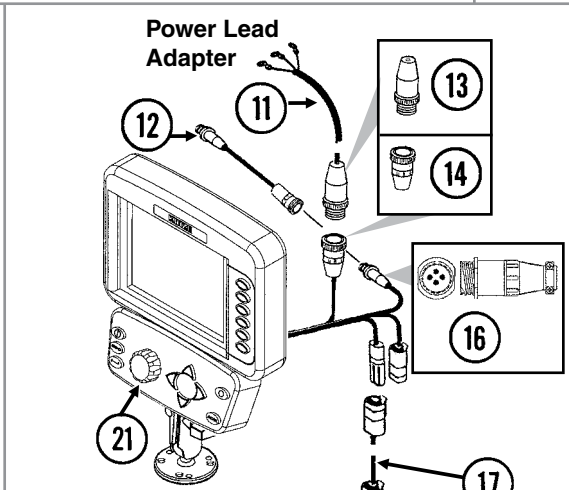
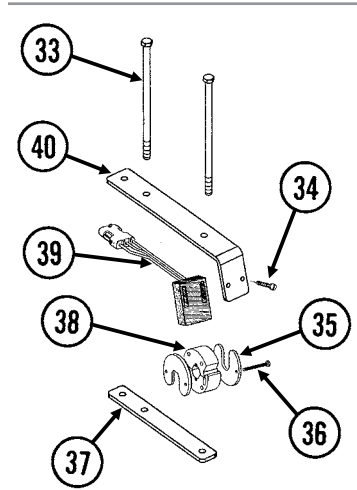
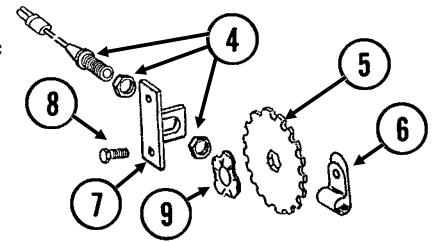
ITEM	PART NO.	QTY.	DESCRIPTION
1	GA9507	-	Wiring Harness W/7 Terminal Female Connector, 186", 6 Row 30" (4 Light Connections)
	GA9509	-	Wiring Harness W/7 Terminal Female Connector, 264", 6 Row 36"/38"/40", 8 Row 30"/36"/38"/40" (4 Light Connections)
	GA5385	-	7 Terminal Female Connector
2	G1K248	-	3-Pin Female Connector Kit (Black), Includes: (3) 3-Pin Female Housings, (9) Pin Contacts, (9) Seals
3	G1K252	-	3-Pin Male Connector Kit (Black), Includes: (3) 3-Pin Male Housings, (9) Socket Contacts, (9) Seals
4	GD11089	-	Sealing Plug
5	GA8047	-	Dust Plug (Black)
6	GA6699	1	Double Light Assembly
	GA6700	1	Double Light Assembly (Shown)
	GR1956	-	Amber Lens Kit, Includes: (1) Amber Lens, (1) Gasket, and (3) Hex Head Cap Screws
	GR1957	-	Red Lens Kit, Includes: (1) Red Lens, (1) Gasket, and (3) Hex Head Cap Screws
	GR1958 GR1208	- -	Black Cover Kit, Includes: (1) Black Cover, (1) Gasket, and (3) Hex Head Cap Screws Bulb
7	GA6701	2	Single Amber Light Assembly
	GR1956	-	Amber Lens Kit, Includes: (1) Amber Lens, (1) Gasket, and (3) Hex Head Cap Screws
	GR1208	-	Bulb

(MTR46dd)

Radar Distance Sensor

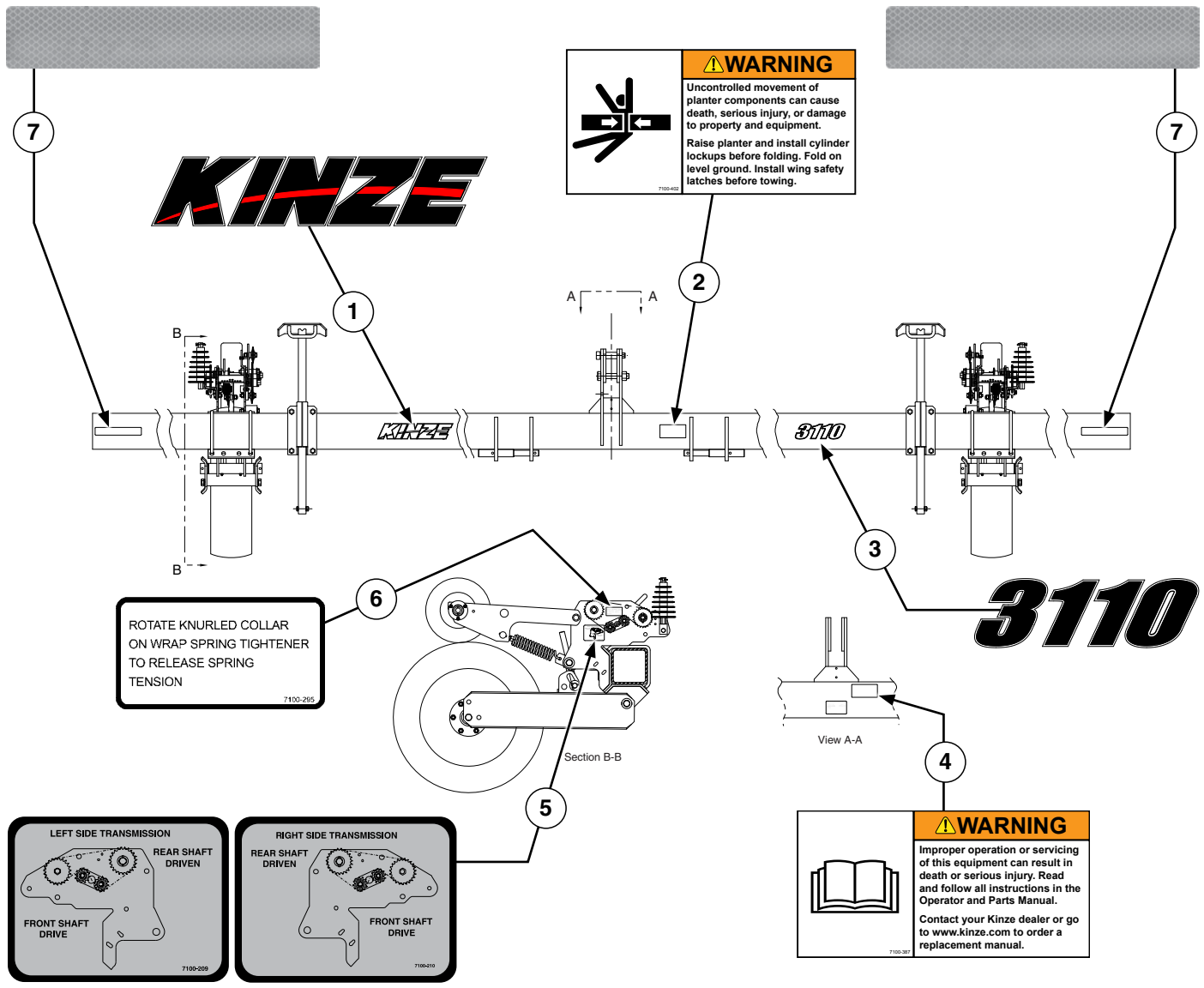


Magnetic Distance Sensor (MDS)



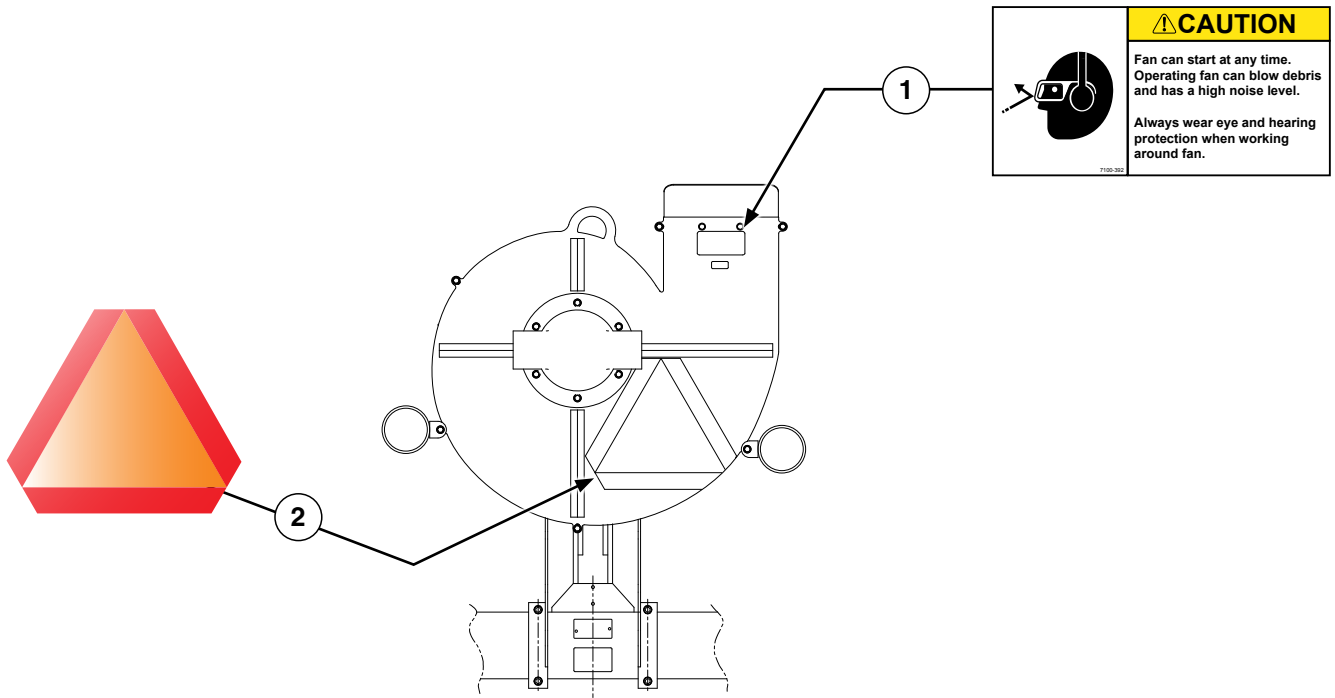
ITEM	PART NO.	QTY.	DESCRIPTION
1	GA7858	-	Radar Distance Sensor W/20' Cable
2	GA8026	-	Radar Sensor Pipe/Mounting Bracket Package
3	G1K323	-	4-Pin Connector Kit W/Female Housing, Includes: (4) Pins and (1) Cable Clamp
4	GA5600	1	Magnetic Distance Sensor
5	GD8751	-	Magnetic Distance Sensor Pulse Wheel
6	GD13348	-	Insulated Clamp, 1 $\frac{1}{16}$ "
7	GD8770	1	Bracket
8	G10001	2	Hex Head Cap Screw, $\frac{3}{8}$ "-16 x 1"
	G10229	2	Lock Washer, $\frac{3}{8}$ "
	G10101	2	Hex Nut, $\frac{3}{8}$ "-16
9	GD8771	1	Spring Wave Washer
10	G1K249	-	Acre Counter Switch Kit
11	GA17547	1	Power Adapter Cable
12	GA9144	-	Monitor/Radar Adapter Cable, 10"
13	G1K267	-	Power Lead Adapter Connector Kit, Includes: (1) Cable Clamp, (1) 3-Pin Connector, (3) Male Terminal Pins
14	G1K268	-	Console Cable Connector Kit, Includes: (1) Cable Clamp, (1) 3-Pin Connector, (1) Lock Ring, (3) Female Terminal Pins
15	GA8046	-	Dust Plug (Black)
	GA9978	-	Dust Plug (Blue)
16	G1K322	-	4-Pin Connector Kit W/Male Housing, (4) Female Socket Contacts and (1) Cable Clamp
17	---	-	Included In Planter Wiring Harness, See Item 1 on <a href="#">page P81</a>
18	GA8021	-	Planter Harness W/Dust Caps, 4 Row (7 Connectors)
	GA8022	-	Planter Harness W/Dust Caps, 6 Row (9 Connectors)
	GA7850	-	Planter Harness W/Dust Caps, 8 Row (12 Connectors)
	GD11993	-	Dust Cap
19	GA21515	-	Seed Tube W/Computerized Sensor
	GA20902	-	Seed Tube (With Holes For Sensor Installation)
20	GA7859	1	Magnetic Distance Sensor Adapter (Analog To Digital)
21	G8647x	1	KPM III Backlit Console W/Brush (Item 23), Dust Plug (Item 15), Console Mounting Bracket Hardware and Power Harness
	GA12403	-	Mounting Bracket Assembly, Includes: (2) Mounting Brackets, (2) Connector Halves, (1) Compression Spring, (1) Tension Knob, (1) $\frac{1}{4}$ "-20 x 1 $\frac{3}{4}$ " Hex Head Cap Screw, (1) $\frac{1}{4}$ " Plastic Washer, (1) $\frac{1}{4}$ " Steel Washer
	GR1762	-	Console Mounting Bracket Hardware Package, Includes: (3) No. 10-32 x $\frac{5}{8}$ " Hex Socket Pan Head Plated Screw, (3) $\frac{1}{4}$ " Plated Lock Washers
	GA16082	-	Power Harness
22	GA8047	-	Dust Plug (Black)
	GA9979	-	Dust Plug (Blue)
23	GR0594	-	Brush
24	GR0586	1	Radar Y-Cable (Used To Connect Radar Distance Sensor For Multiple
25	GA7857	-	Adapter Harness, 1'
26	GA7854	-	Extension Harness W/Dust Cap, 15'
	GA7855	-	Extension Harness W/Dust Cap, 30'
	GD11993	-	Dust Cap
27	GA7853	-	Junction Y-Harness W/Dust Cap
	GD11993	-	Dust Cap
28	G1K321	-	2-Pin Female Connector Kit (Black), Includes: (3) 2-Pin Female Housings, (6) Pin Contacts, (6) Seals
29	G1K320	-	2-Pin Male Connector Kit (Black), Includes: (3) 2-Pin Male Housings, (6) Socket Contacts, (6) Seals

ITEM	PART NO.	QTY.	DESCRIPTION
30	G1K248	-	3-Pin Female Connector Kit (Black), Includes: (3) 3-Pin Female Housings, (9) Pin Contacts, (9) Seals
	G1K362	-	3-Pin Female Connector Kit (Blue), Includes: (3) 3-Pin Female Housings, (9) Pin Contacts, (9) Seals
31	G1K252	-	3-Pin Male Connector Kit (Black), Includes: (3) 3-Pin Male Housings, (9) Pin Contacts, (9) Seals
	G1K363	-	3-Pin Male Connector Kit (Blue), Includes: (3) 3-Pin Male Housings, (9) Pin Contacts, (9) Seals
32	GD11089	-	Sealing Plug
33	G10686	2	Hex Head Cap Screw, 3/8"-16 x 8"
	G10229	2	Lock Washer, 3/8"
	G10101	2	Hex Nut, 3/8"-16
34	G11288	2	Pan Head Screw, No. 10-32 x 1 1/4"
	G10243	2	Washer, No. 10 SAE
	G10758	2	Hex Nut, No. 10-32
35	GD11474	2	Cover
36	G10927	2	Pan Head Machine Screw, No. 8-32 x 1 1/4", Stainless Steel
	G10931	2	Lock Washer, No. 8, Internal/External, Stainless Steel
	G10928	2	Hex Nut, No. 8-32, Stainless Steel
37	GD18168	1	Mount
38	GR1414	1	Actuator
39	GR1415	1	Rotation Sensor
40	GD18118	1	Shaft Sensor Mount
A	GA6147	-	Magnetic Distance Sensor and Mounting Package (Items 4-9)
B	GR1763	-	KPM III Loaner (Display Only)
C	GA13521	-	Shaft Sensor Mounting Package (Items 33-40)
D	GA8135	-	Shaft Rotation Kit, Includes: (2) Actuators, (2) Rotation Sensors

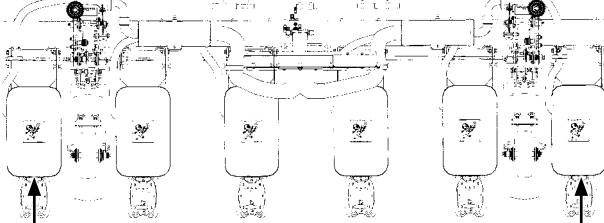


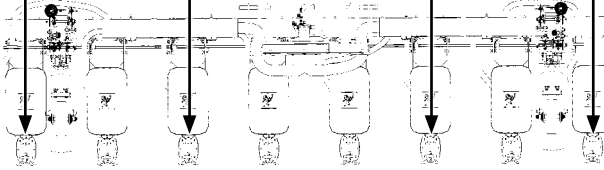

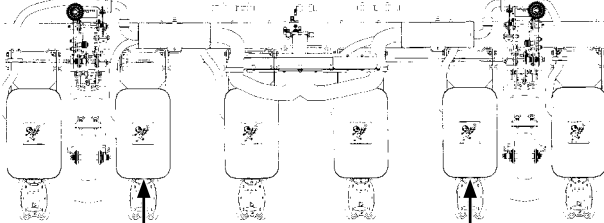


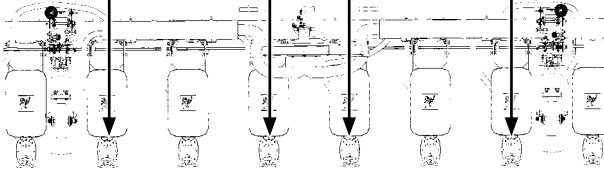



ITEM	PART NO.	QTY.	DESCRIPTION
1	G7100-404	1	Decal, Kinze
2	G7100-402	1	Decal, Warning
3	G7100-405	1	Decal, 3110
4	G7100-387	1	Decal, Warning
5	G7100-209	1	Decal, Transmission, L.H. Side
	G7100-210	1	Decal, Transmission, R.H. Side
6	G7100-295	-	Decal, Spring Tension Release
7	G7100-259	-	Reflective Decal, Amber, 1½" x 9", Rectangular






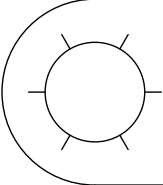



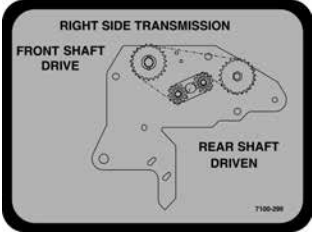
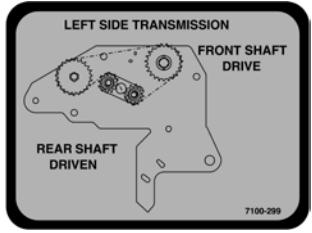
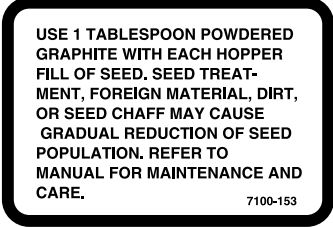











ITEM	PART NO.	QTY.	DESCRIPTION
1	G7100-392	1	Decal, Caution
2	G7100-36	1	SMV Sign

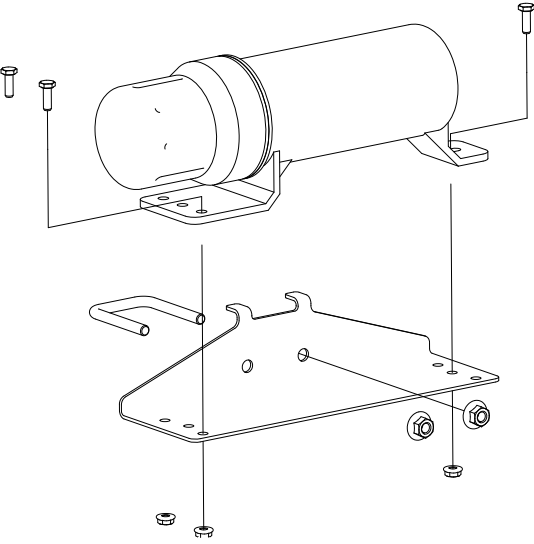

 <p style="text-align: center;"><b>6 Row Sizes</b></p>	 <p>Part No.: G7100-261                      Description: Reflective Decal, Red, 1 3/4" x 9", Die-Cut                      Quantity: 6 Row - Qty. 2; 8 Row - Qty. 4 - one per row unit - located on the hopper support</p>
 <p style="text-align: center;"><b>Optional Granular Chemical</b></p>  <p style="text-align: center;"><b>8 Row Sizes</b></p>	 <p>Part No.: G7100-258                      Description: Reflective Decal, Red, 1 1/2" x 9", Rectangular                      Quantity: 6 Row - Qty. 2; 8 Row - Qty. 4 - one per row unit - located on the granular chemical hopper panel extension (if applicable)</p>
 <p style="text-align: center;"><b>6 Row Sizes</b></p>	 <p>Part No.: G7100-263                      Description: Reflective Decal, Orange, 1 3/4" x 9", Die-Cut                      Quantity: 6 Row - Qty. 2; 8 Row - Qty. 4 - one per row unit - located on the hopper support</p>
 <p style="text-align: center;"><b>Optional Granular Chemical</b></p>  <p style="text-align: center;"><b>8 Row Sizes</b></p>	 <p>Part No.: G7100-260                      Description: Reflective Decal, Orange, 1 1/2" x 9", Rectangular                      Quantity: 6 Row - Qty. 2; 8 Row - Qty. 4 - one per row unit - located on the granular chemical hopper panel extension (if applicable)</p>

<p>Conventional Row Marker</p>	<p>Part No.: G7100-258                  Description: Reflective Decal, Red, 1½" x 9", Rectangular                  Quantity: 2 (Conventional - one per row marker on outside rear; Low Profile - one per row marker on bottom rear)</p>
	<p>Part No.: G7100-259                  Description: Reflective Decal, Amber, 1½" x 9", Rectangular                  Quantity: 2 (one per row marker on front)</p>
<p>Low Profile Row Marker</p>	<p>Part No.: G7100-260                  Description: Reflective Decal, Orange, 1½" x 9", Rectangular                  Quantity: 2 (Conventional - one per row marker on inside rear; Low Profile - one per row marker on bottom rear)</p>
<p><b>NOTE: If the machine is not equipped with row markers, one red and one orange reflective decal are located on the rear side of each safety/warning light mounting bracket and an amber reflective decal is located on the front side of each safety/warning light mounting bracket.</b></p>	

<div style="display: flex; justify-content: space-around;">   </div> <p style="display: flex; justify-content: space-around;"> <span>Conventional Row Marker</span> <span>Low Profile Row Marker</span> </p>	<div style="border: 1px solid black; padding: 5px;"> <p><b>⚠ WARNING</b></p>  <p>Row marker can lower at any time and could cause death or serious injury.</p> <p>Stay away from row markers!</p> <p>Install safety lockup device when not in use.</p> </div> <p>Part No.: G7100-397                  Description: Decal, Warning                  Quantity: 1 (Per Row Marker Cylinder - Conventional)                  4 (2 Per Row Marker - Low Profile)</p>
	<div style="border: 1px solid black; padding: 5px;"> <p><b>⚠ WARNING</b></p>  <p>Agricultural chemicals can cause death or serious injury to persons, animals, and plants or seriously damage soil, equipment, and property. Read and follow all chemical and equipment manufacturer labels and instructions.</p> </div> <p>Part No.: G7100-381                  Description: Decal, Warning                  Quantity: 1 per row unit - located on underside of granular chemical hopper lids</p>
<div style="border: 1px solid black; padding: 10px;">  <p><b>NOTICE</b>                      -FAN MOTOR CASE DRAIN- ALWAYS CONNECT THE FAN MOTOR CASE DRAIN HOSE TO THE TRACTOR ZERO PRESSURE RETURN. DO NOT CONNECT TO THE TRACTOR SCV OR MOTOR RETURN PORTS AS FAN HYDRAULIC MOTOR FAILURE WILL OCCUR.</p> <p style="text-align: right;"><small>7100-329</small></p> </div>	<p>Part No.: G7100-329                  Description: Tag, Fan Motor Case Drain</p>
<div style="border: 2px solid black; padding: 10px; text-align: center;"> <p><b>ROTATION</b></p>  <p style="text-align: right;"><small>7100-504</small></p> </div>	<p>Part No.: G7100-504                  Description: Decal, Point Row Clutch Rotation</p>
<div style="border: 2px solid black; padding: 10px;"> <p><b>TORQUE 5/8" SPINDLE BOLTS TO 120 FT/LBS. CHECK PERIODICALLY AND RE-TORQUE AS NEEDED.</b></p> <p style="text-align: right;"><small>7100-234</small></p> </div>	<p>Part No.: G7100-234                  Description: Decal, Bolt Torque</p>

 <p>RIGHT SIDE TRANSMISSION FRONT SHAFT DRIVE REAR SHAFT DRIVEN 7100-298</p>	<p>Part No.: G7100-298 Description: Decal, Transmission, R.H. Side (Front Mounted Drive Wheel)</p>
 <p>LEFT SIDE TRANSMISSION FRONT SHAFT DRIVE REAR SHAFT DRIVEN 7100-299</p>	<p>Part No.: G7100-299 Description: Decal, Transmission, L.H. Side (Front Mounted Drive Wheel)</p>
 <p>USE 1 TABLESPOON POWDERED GRAPHITE WITH EACH HOPPER FILL OF SEED. SEED TREATMENT, FOREIGN MATERIAL, DIRT, OR SEED CHAFF MAY CAUSE GRADUAL REDUCTION OF SEED POPULATION. REFER TO MANUAL FOR MAINTENANCE AND CARE. 7100-153</p>	<p>Part No.: G7100-153 Description: Decal, Information (1 Per Seed Meter)</p>
	<p>Part No.: G7100-247 Description: Decal, Logo, 4<sup>3</sup>/<sub>8</sub>" x 4<sup>1</sup>/<sub>2</sub>" (2 Per Row Unit)</p>
	<p>Part No.: G7100-252 Description: Decal, Logo, 3<sup>1</sup>/<sub>2</sub>" x 3<sup>5</sup>/<sub>8</sub>" (Hopper Panel Extension)</p>
	<p>Part No.: GD1512 Description: Cable Tie, 7<sup>1</sup>/<sub>2</sub>"</p>
	<p>Part No.: GD2117 Description: Cable Tie, 14<sup>1</sup>/<sub>2</sub>"</p>
 <p>DAILY 7100-111</p>	<p>Part No.: G7100-111 Description: Decal, Oil Daily</p>
 <p>DAILY 7100-116</p>	<p>Part No.: G7100-116 Description: Decal, Grease Daily</p>
	<p>Part No.: GD10057-11 Description: Hose Identification Sleeve, Green PP</p>
	<p>Part No.: GD10057-12 Description: Hose Identification Sleeve, Green RR</p>
	<p>Part No.: GD10057-19 Description: Hose Identification Sleeve, Orange CD</p>

	<p>Part No.: GR0146MPP Description: Powdered Graphite, Twenty-Four 1 Pound Containers</p>
	<p>Part No.: GR0155MPP Description: Blue Paint, Twelve Aerosol Cans</p>
	<p>Part No.: GR1570MPP Description: Talc Lubricant, Four 8 Pound Containers</p>
	<p>Part No.: GR1828 Description: Talc Lubricant, 30 Pound Container</p>
<p>Not Available</p>	<p>Part No.: GR2217 Description: Fluency Agent Seed Flow Additive, Four 4.4 Pound Pails</p>
	<p>Part No.: GM0244-01 Description: Operators Manual</p>
	<p>Part No.: GM0244-02 Description: Parts Manual</p>
	<p>Part No.: GPR1094 Description: Binder (Contact Kinze Repair Parts To Order)</p>

	<p>Part No.: GA15422                  Description: Operator's Manual Canister                  Quantity: 1</p>
	<p>Part No.: GD22685                  Description: Manual Canister Bracket                  Quantity: 1</p>
	<p>Part No.: GD22692                  Description: U-Bolt, 1 1/4" x 1 1/4" x 3/8"-16                  Quantity: 1</p>
	<p>Part No.: G11091                  Description: Serrated Flange Nut, 3/8"-16                  Quantity: 2</p>
	<p>Part No.: G11166                  Description: Hex Socket Flange Cap Screw, 1/4"-20 x 3/4"                  Quantity: 3</p>
	<p>Part No.: G11320                  Description: Lock Nut, 1/4"-20, Grade B                  Quantity: 3</p>
	<p>Part No.: G7100-484                  Description: Decal, American Flag</p>

**This page left blank intentionally.**



Part No.	Page	Part No.	Page	Part No.	Page	Part No.	Page
*A1013.....	P80	G10006.....	P38	G10064.....	P62	G10107.....	P10
*A1028.....	P80	G10007.....	P14	G10069.....	P62	G10107.....	P12
*A1049.....	P80	G10007.....	P42	G10071.....	P2	G10107.....	P32
*A1106.....	P80	G10008.....	P70	G10082.....	P56	G10107.....	P36
*A1168.....	P80	G10010.....	P8	G10101.....	P12	G10107.....	P42
*A3114.....	P80	G10010.....	P40	G10101.....	P14	G10107.....	P42
*A3115.....	P80	G10010.....	P42	G10101.....	P30	G10107.....	P42
*A3154.....	P80	G10011.....	P42	G10101.....	P46	G10107.....	P58
*A3186.....	P80	G10011.....	P42	G10101.....	P62	G10107.....	P60
*A3266.....	P48	G10013.....	P12	G10101.....	P66	G10107.....	P62
*A3292.....	P48	G10014.....	P2	G10101.....	P66	G10107.....	P64
*A3337.....	P48	G10014.....	P8	G10101.....	P83	G10108.....	P2
*A3367.....	P48	G10014.....	P42	G10101.....	P84	G10108.....	P16
*A8247.....	P48	G10015.....	P10	G10102.....	P10	G10108.....	P26
*A8273.....	P48	G10016.....	P54	G10102.....	P10	G10108.....	P46
*D12233.....	P75	G10017.....	P34	G10102.....	P38	G10108.....	P46
*D12233.....	P76	G10017.....	P36	G10102.....	P38	G10108.....	P54
*D12235.....	P75	G10017.....	P36	G10102.....	P42	G10109.....	P8
*D12235.....	P76	G10017.....	P80	G10102.....	P50	G10109.....	P10
*D12236.....	P75	G10018.....	P8	G10102.....	P52	G10109.....	P12
*D12236.....	P76	G10018.....	P10	G10102.....	P52	G10109.....	P34
*D12256.....	P75	G10019.....	P74	G10102.....	P52	G10109.....	P38
*D12256.....	P76	G10020.....	P20	G10102.....	P54	G10109.....	P40
*D12277.....	P75	G10021.....	P20	G10102.....	P60	G10109.....	P42
*D12277.....	P76	G10022.....	P20	G10102.....	P60	G10109.....	P59
*D29692.....	P75	G10023.....	P26	G10102.....	P60	G10109.....	P74
*D29692.....	P76	G10023.....	P66	G10102.....	P62	G10110.....	P30
700-01078.....	P20	G10023.....	P66	G10102.....	P64	G10110.....	P54
700-01079.....	P22	G10026.....	P56	G10102.....	P70	G10110.....	P74
A10759.....	P26	G10026.....	P56	G10102.....	P72	G10111.....	P12
A6911.....	P54	G10033.....	P38	G10102.....	P74	G10111.....	P32
A6912.....	P54	G10033.....	P60	G10102.....	P74	G10111.....	P34
A6913.....	P54	G10036.....	P32	G10103.....	P30	G10111.....	P34
A6914.....	P54	G10036.....	P60	G10103.....	P62	G10111.....	P34
A8775.....	P75	G10037.....	P52	G10103.....	P62	G10111.....	P36
A9442.....	P76	G10037.....	P59	G10103.....	P66	G10111.....	P36
G10001.....	P10	G10038.....	P50	G10103.....	P66	G10111.....	P36
G10001.....	P12	G10038.....	P52	G10104.....	P14	G10111.....	P36
G10001.....	P46	G10038.....	P60	G10104.....	P52	G10111.....	P38
G10001.....	P80	G10039.....	P34	G10104.....	P54	G10111.....	P38
G10001.....	P83	G10039.....	P36	G10104.....	P56	G10111.....	P42
G10002.....	P26	G10039.....	P42	G10104.....	P56	G10111.....	P54
G10003.....	P2	G10040.....	P62	G10104.....	P62	G10111.....	P59
G10003.....	P30	G10045.....	P38	G10106.....	P10	G10111.....	P66
G10003.....	P66	G10045.....	P74	G10106.....	P10	G10111.....	P80
G10004.....	P40	G10046.....	P42	G10106.....	P36	G10112.....	P42
G10004.....	P62	G10047.....	P60	G10106.....	P58	G10117.....	P56
G10005.....	P42	G10048.....	P54	G10106.....	P59	G10128.....	P60
G10005.....	P56	G10061.....	P16	G10106.....	P60	G10128.....	P60
G10005.....	P58	G10063.....	P46	G10106.....	P62	G10128.....	P62
G10005.....	P64	G10064.....	P12	G10106.....	P70	G10128.....	P64
G10006.....	P10	G10064.....	P54	G10106.....	P72	G10130.....	P62

Part No.	Page	Part No.	Page	Part No.	Page	Part No.	Page
G10130	P66	G10229	P83	G10400	P42	G10599	P14
G10133	P12	G10229	P84	G10401	P20	G10599	P46
G10133	P38	G10230	P12	G10412	P16	G10602	P16
G10133	P40	G10230	P14	G10427	P6	G10602	P20
G10133	P42	G10230	P54	G10427	P10	G10602	P22
G10133	P70	G10230	P56	G10438	P2	G10602	P26
G10133	P72	G10230	P56	G10452	P30	G10602	P28
G10152	P10	G10230	P70	G10459	P56	G10602	P58
G10168	P74	G10231	P56	G10460	P70	G10602	P60
G10168	P74	G10231	P56	G10460	P72	G10602	P62
G10171	P10	G10232	P10	G10460	P72	G10603	P20
G10187	P70	G10232	P10	G10460	P72	G10603	P22
G10201	P2	G10232	P58	G10460	P72	G10604	P20
G10201	P26	G10232	P59	G10462	P59	G10610	P56
G10204	P6	G10232	P60	G10463	P10	G10620	P2
G10204	P8	G10232	P70	G10470	P20	G10620	P8
G10207	P2	G10232	P72	G10475	P24	G10620	P8
G10213	P42	G10233	P58	G10496	P59	G10620	P16
G10216	P8	G10233	P60	G10496	P66	G10620	P26
G10227	P30	G10233	P62	G10497	P66	G10620	P52
G10227	P60	G10233	P66	G10499	P46	G10621	P16
G10227	P62	G10253	P66	G10500	P20	G10621	P20
G10227	P66	G10257	P66	G10501	P38	G10621	P20
G10227	P66	G10303	P10	G10501	P58	G10621	P26
G10227	P66	G10303	P34	G10503	P34	G10621	P31
G10228	P8	G10303	P58	G10503	P36	G10622	P6
G10228	P38	G10303	P60	G10503	P40	G10622	P6
G10228	P38	G10305	P31	G10503	P42	G10622	P31
G10228	P50	G10305	P31	G10503	P60	G10622	P31
G10228	P52	G10306	P30	G10523	P30	G10634	P22
G10228	P52	G10308	P12	G10529	P31	G10640	P8
G10228	P52	G10309	P16	G10531	P22	G10640	P70
G10228	P54	G10310	P30	G10536	P34	G10640	P70
G10228	P60	G10312	P2	G10536	P36	G10640	P72
G10228	P60	G10312	P26	G10544	P74	G10640	P72
G10228	P60	G10312	P52	G10546	P28	G10641	P56
G10228	P62	G10315	P10	G10551	P2	G10643	P42
G10228	P64	G10315	P12	G10567	P16	G10660	P28
G10228	P70	G10315	P30	G10567	P26	G10669	P2
G10228	P72	G10318	P36	G10567	P28	G10670	P26
G10228	P74	G10323	P20	G10570	P28	G10670	P70
G10228	P74	G10325	P6	G10572	P36	G10676	P52
G10228	P74	G10325	P26	G10574	P32	G10678	P54
G10229	P14	G10326	P2	G10574	P38	G10686	P84
G10229	P26	G10328	P6	G10574	P42	G10690	P20
G10229	P30	G10338	P8	G10581	P60	G10722	P74
G10229	P40	G10338	P16	G10581	P62	G10725	P74
G10229	P46	G10338	P59	G10585	P34	G10730	P42
G10229	P60	G10348	P38	G10585	P36	G10752	P16
G10229	P62	G10371	P38	G10597	P34	G10753	P46
G10229	P66	G10396	P54	G10597	P36	G10757	P30
G10229	P80	G10397	P64	G10599	P12	G10758	P30

Part No.	Page	Part No.	Page	Part No.	Page	Part No.	Page
G10758	P84	G11385	P54	G11591	P2	G6408-08.	P75
G10765	P40	G11385	P60	G11592	P2	G6408-08.	P76
G10765	P42	G11386	P10	G11618	P24	G6408-12.	P50
G10765	P66	G11386	P34	G11619	P24	G6500-06.	P49
G10801	P10	G11386	P62	G11619	P24	G6500-06.	P50
G10804	P66	G11387	P2	G11693	P24	G6500-06.	P80
G10844	P74	G11387	P10	G11793	P28	G6500-08-06	P80
G10859	P66	G11387	P12	G1K248	P81	G6801-06.	P78
G10861	P58	G11387	P12	G1K248	P84	G6801-06-08	P80
G10864	P30	G11387	P14	G1K249	P83	G6801-06-08	P80
G10879	P72	G11387	P16	G1K252	P81	G6801-08.	P80
G10900	P66	G11387	P26	G1K252	P84	G6801-10.	P50
G10912	P6	G11387	P30	G1K267	P68	G6801-10-12	P49
G10923	P62	G11387	P46	G1K267	P83	G6801-12.	P49
G10923	P66	G11387	P60	G1K268	P46	G6801-12.	P50
G10924	P8	G11387	P62	G1K268	P68	G7100-111.	P90
G10928	P84	G11387	P66	G1K268	P83	G7100-116.	P90
G10931	P84	G11387	P66	G1K269	P62	G7100-153.	P90
G10939	P66	G11389	P34	G1K269	P66	G7100-209.	P85
G10940	P8	G11389	P34	G1K296	P8	G7100-210.	P85
G10974	P40	G11389	P34	G1K320	P83	G7100-234.	P89
G10974	P42	G11389	P36	G1K321	P83	G7100-247.	P90
G10996	P68	G11389	P36	G1K322	P83	G7100-252.	P90
G11009	P20	G11389	P36	G1K323	P83	G7100-258.	P88
G11009	P22	G11389	P40	G1K345	P12	G7100-259.	P85
G11009	P24	G11389	P50	G1K362	P84	G7100-259.	P88
G11010	P42	G11389	P52	G1K363	P84	G7100-260.	P88
G11015	P2	G11389	P58	G1K377	P64	G7100-261.	P87
G11028	P62	G11389	P59	G1K380	P60	G7100-295.	P85
G11073	P28	G11389	P60	G1K381	P60	G7100-298.	P90
G11075	P59	G11389	P60	G1K385	P30	G7100-299.	P90
G11078	P59	G11389	P64	G1K426	P49	G7100-329.	P89
G11081	P56	G11391	P12	G2100-03.	P60	G7100-36.	P86
G11091	P92	G11391	P16	G3303-108.	P2	G7100-381.	P89
G11100	P60	G11391	P36	G3303-114.	P28	G7100-387.	P85
G11123	P46	G11391	P42	G3303-16.	P2	G7100-392.	P86
G11124	P46	G11391	P46	G3303-98.	P2	G7100-397.	P89
G11133	P46	G11391	P56	G3305-01.	P31	G7100-402.	P85
G11137	P52	G11391	P56	G3310-204.	P64	G7100-404.	P85
G11145	P52	G11391	P58	G3310-218.	P58	G7100-405.	P85
G11151	P22	G11391	P60	G3310-224.	P58	G7100-504.	P89
G11166	P92	G11391	P62	G3310-68.	P59	G7566X	P14
G11172	P24	G11391	P62	G3310-75.	P62	G8647x	P83
G11209	P30	G11391	P64	G3400-01.	P60	G9040X	P24
G11215	P46	G11391	P74	G6400-06.	P49	G9041X	P24
G11228	P40	G11392	P40	G6400-06.	P50	G9042X	P24
G11236	P40	G11392	P56	G6400-08.	P80	G9043X	P24
G11281	P24	G11396	P72	G6400-08-04	P80	G9272X	P24
G11288	P84	G11418	P74	G6400-10.	P50	G9273X	P24
G11320	P92	G11419	P12	G6400-12.	P50	G9277X	P24
G11385	P28	G11448	P24	G6400-L-06	P50	G9308X	P24
G11385	P30	G11556	P24	G6408-06.	P50	GA0167	P74

Part No.	Page	Part No.	Page	Part No.	Page	Part No.	Page
GA0245	P74	GA15197	P14	GA4707	P54	GA6171	P8
GA0257	P74	GA15312	P42	GA4732	P54	GA6171	P10
GA0895	P56	GA15422	P92	GA4733	P54	GA6171	P12
GA10054	P66	GA16082	P83	GA5090	P58	GA6171	P12
GA10063	P60	GA17547	P46	GA5105	P58	GA6182	P22
GA10137	P16	GA17547	P68	GA5105	P60	GA6184	P22
GA10143	P46	GA17547	P83	GA5105	P62	GA6187	P22
GA10148	P46	GA18201	P20	GA5105	P64	GA6434	P12
GA10149	P49	GA18208	P22	GA5106	P60	GA6478	P22
GA10151	P16	GA18775	P24	GA5107	P58	GA6597	P12
GA10155	P16	GA19112	P24	GA5107	P60	GA6618	P10
GA10157	P2	GA19113	P24	GA5108	P60	GA6619	P10
GA10635	P46	GA19114	P24	GA5109	P60	GA6620	P10
GA10660	P56	GA19115	P24	GA5110	P60	GA6633	P22
GA10661	P56	GA2007	P16	GA5111	P60	GA6699	P81
GA10752	P46	GA20110	P24	GA5112	P60	GA6700	P81
GA10765	P46	GA2012L	P6	GA5113	P60	GA6701	P81
GA10767	P52	GA2012R	P6	GA5114	P58	GA6733	P10
GA10768	P52	GA2014	P6	GA5114	P62	GA6741	P30
GA10781	P54	GA2014	P10	GA5130	P72	GA6801	P10
GA10782	P54	GA2014	P36	GA5178	P70	GA6823	P54
GA10799	P46	GA2014	P38	GA5183	P70	GA6824	P54
GA10808	P52	GA2014	P40	GA5188	P72	GA6832	P38
GA10824	P52	GA2014	P42	GA5190	P72	GA6833	P38
GA11052	P59	GA2019	P20	GA5192	P72	GA6834	P38
GA11061	P52	GA2020	P20	GA5196	P56	GA6838	P38
GA11062	P52	GA20254	P17	GA5202	P60	GA6907	P30
GA11065	P52	GA20346	P24	GA5385	P81	GA7137	P66
GA11154	P46	GA2054	P10	GA5548	P60	GA7144	P68
GA11155	P46	GA20620	P24	GA5600	P83	GA7154	P60
GA11156	P46	GA20622	P24	GA5654	P36	GA7154	P62
GA11157	P46	GA20640	P16	GA5654	P38	GA7154	P64
GA11175	P46	GA2068	P58	GA5654	P40	GA7165	P68
GA11520	P32	GA20746	P24	GA5654	P42	GA7255	P22
GA11591	P72	GA2075	P30	GA5698	P22	GA7294	P56
GA11699	P46	GA20879	P24	GA5699	P22	GA7295	P56
GA11766	P72	GA20902	P83	GA5715	P34	GA7297	P58
GA11767	P72	GA2094	P31	GA5715	P36	GA7336	P60
GA11934	P50	GA21158	P76	GA5718	P36	GA7416	P68
GA11987	P46	GA21159	P76	GA5719	P34	GA7417	P66
GA12143	P16	GA21167	P75	GA5719	P36	GA7418	P66
GA12235	P40	GA21168	P75	GA5794	P22	GA7850	P83
GA12235	P42	GA2147	P56	GA5795	P22	GA7853	P83
GA12236	P38	GA2148	P56	GA5796	P22	GA7854	P83
GA12236	P40	GA21515	P83	GA5834	P22	GA7855	P83
GA12236	P42	GA2180	P62	GA5853	P74	GA7857	P83
GA12403	P83	GA22165	P12	GA5892	P34	GA7858	P83
GA13521	P84	GA2558	P56	GA5982	P22	GA7859	P83
GA13719	P74	GA4293	P50	GA6038	P22	GA7949	P8
GA14251	P40	GA4444	P26	GA6078	P54	GA7975	P8
GA15151	P74	GA4630	P59	GA6147	P84	GA7976	P8
GA15197	P12	GA4705	P56	GA6168	P22	GA8021	P83

Part No.	Page	Part No.	Page	Part No.	Page	Part No.	Page
GA8022	P83	GB0268	P10	GD10205	P80	GD11239	P28
GA8026	P83	GB0268	P12	GD1026	P2	GD11240	P28
GA8046	P83	GB0274	P2	GD1026	P26	GD11259	P2
GA8047	P81	GB0276	P8	GD1026	P60	GD11279	P17
GA8047	P83	GB0278	P16	GD10283	P74	GD11286	P20
GA8135	P84	GB0278	P28	GD10328	P56	GD11297	P28
GA8324	P6	GB0282	P12	GD10329	P58	GD11305	P26
GA8326	P28	GB0285	P2	GD10332	P58	GD11306	P6
GA8328	P46	GB0291	P42	GD10336	P59	GD11311	P20
GA8328	P68	GB0301	P6	GD10337	P60	GD11313	P14
GA8329	P46	GB0314	P16	GD10403	P56	GD1132	P36
GA8329	P68	GB0331	P16	GD10407	P60	GD1132	P38
GA8343	P20	GB0383	P40	GD1041	P20	GD1132	P40
GA8364	P28	GB0387	P38	GD1042	P20	GD1132	P42
GA8366	P28	GB0387	P40	GD10473	P6	GD11413	P16
GA8371	P26	GB0387	P42	GD10473	P10	GD11413	P28
GA8393	P66	GB0410	P20	GD10519	P40	GD11423	P8
GA8603	P32	GB0464	P40	GD10519	P42	GD11424	P26
GA8603	P42	GB0554	P74	GD10525	P66	GD1143	P31
GA8641	P32	GB0676	P24	GD10527	P66	GD1144	P31
GA8641	P42	GB0697	P24	GD10528	P66	GD1145	P31
GA8747	P68	GB0780	P24	GD10529	P66	GD11453	P8
GA8760	P40	GB0815	P24	GD1059L	P26	GD11474	P84
GA9131	P42	GB0816	P24	GD1059R	P26	GD11490	P56
GA9144	P83	GB0818	P24	GD1060	P26	GD11508	P14
GA9507	P81	GB0823	P24	GD1061	P28	GD11509	P14
GA9509	P81	GB0827	P52	GD1063	P28	GD11528	P20
GA9714	P17	GB0902	P24	GD1065	P2	GD1166	P56
GA9844	P42	GB0907	P24	GD1083	P20	GD11677	P32
GA9845	P42	GB0910	P24	GD1085	P12	GD11787	P20
GA9846	P58	GB0920	P24	GD1086	P8	GD11845	P2
GA9861	P42	GB0921	P24	GD10963	P30	GD11845	P6
GA9862	P42	GB0926	P24	GD10984	P30	GD11845	P10
GA9865	P42	GB0960	P24	GD10991	P8	GD11962	P2
GA9978	P83	GD0438	P70	GD10993	P2	GD11962	P26
GA9979	P83	GD0453-02	P70	GD11017	P6	GD11993	P83
GB0110	P20	GD0453-03	P72	GD11045	P62	GD11993	P83
GB0115	P28	GD0453-04	P72	GD11045	P66	GD11993	P83
GB0116	P28	GD0453-08	P72	GD11089	P81	GD12101	P75
GB0120	P20	GD0462	P70	GD11089	P84	GD12101	P76
GB0213	P42	GD0746	P74	GD1109	P10	GD12510	P75
GB0218	P16	GD0752-41	P72	GD1109	P12	GD12510	P76
GB0218	P42	GD0840	P74	GD11120	P66	GD12561	P17
GB0218	P42	GD0844	P56	GD11122	P22	GD12561	P17
GB0239	P10	GD0914-126	P62	GD1114	P54	GD12726	P68
GB0239	P12	GD0914-66	P62	GD1115L	P30	GD12817	P42
GB0254	P12	GD0914-86	P62	GD1115R	P30	GD12826	P42
GB0258	P60	GD0914-96	P62	GD1116	P30	GD12827	P42
GB0258	P64	GD10103	P66	GD1118	P30	GD12829	P42
GB0265	P2	GD10104	P66	GD11219	P26	GD13348	P83
GB0266	P2	GD10123	P66	GD11239	P16	GD13361	P2
GB0267	P2	GD10200	P66	GD11239	P26	GD13394	P60

Part No.	Page	Part No.	Page	Part No.	Page	Part No.	Page
GD13394	P62	GD21540	P74	GD7041	P56	GM0244-02	P91
GD13422	P60	GD2161	P72	GD7127	P59	GR0146MPP	P91
GD13422	P62	GD22685	P92	GD7145	P52	GR0150	P74
GD14065	P12	GD22692	P92	GD7145	P54	GR0151	P74
GD14170	P42	GD2423	P30	GD7145	P66	GR0155MPP	P91
GD14258	P46	GD24545	P2	GD7148	P28	GR0193	P70
GD14398	P32	GD2460	P31	GD7258	P28	GR0193	P70
GD14413	P59	GD25147	P24	GD7318	P2	GR0196	P28
GD14414	P59	GD25147	P24	GD7426	P60	GR0196	P2
GD14426	P59	GD2557	P54	GD7803	P32	GR0270	P56
GD14429	P59	GD2558	P58	GD7803	P42	GR0367	P70
GD14430	P59	GD2558	P59	GD7804	P32	GR0375	P70
GD14431	P59	GD2597	P74	GD7804	P42	GR0434	P56
GD14432	P59	GD26419	P20	GD7817-01	P36	GR0586	P83
GD14512	P66	GD26593	P24	GD7817-04	P36	GR0594	P83
GD14513	P66	GD26973	P40	GD7823	P36	GR0664	P20
GD14536	P46	GD2721	P70	GD7878	P22	GR0911	P62
GD14595	P60	GD2721	P72	GD7889	P34	GR0912	P58
GD14626	P52	GD27233	P75	GD7889	P36	GR0912	P59
GD14627	P52	GD27233	P76	GD7889	P60	GR0912	P62
GD14660	P46	GD28390	P2	GD7889	P62	GR0912	P64
GD1512	P90	GD28631	P24	GD7890	P34	GR1037	P80
GD15386	P72	GD28776	P24	GD7890	P36	GR1037	P80
GD15696	P60	GD2947	P30	GD8175	P56	GR1037	P80
GD15698	P20	GD29507	P16	GD8237	P22	GR1037	P80
GD15699	P22	GD29656	P24	GD8266	P34	GR1045	P49
GD15789	P46	GD29689	P75	GD8307	P36	GR1045	P50
GD15790	P46	GD29689	P76	GD8460	P12	GR1045	P50
GD15791-03	P52	GD2971-10	P26	GD8701	P54	GR1045	P50
GD15792-07	P52	GD2971-26	P6	GD8751	P83	GR1045	P78
GD15792-15	P52	GD29798	P2	GD8770	P83	GR1208	P81
GD15799	P52	GD29806	P2	GD8771	P83	GR1208	P81
GD15803	P46	GD30725	P6	GD8778	P22	GR1303	P66
GD15804	P46	GD30725	P40	GD9120	P12	GR1304	P66
GD15849-02	P46	GD30902	P66	GD9254	P32	GR1305	P66
GD15850	P52	GD30903	P66	GD9254	P42	GR1306	P66
GD15854	P52	GD31353	P12	GD9290	P10	GR1414	P84
GD15856-01	P52	GD3180-12	P10	GD9305	P10	GR1415	P84
GD15856-02	P52	GD3180-15	P58	GD9529	P68	GR1447	P68
GD15863	P46	GD3180-15	P62	GD9530	P68	GR1450	P68
GD16188	P50	GD3180-15	P64	GD9562	P10	GR1465	P80
GD16224-01	P46	GD3612	P2	GD9667	P66	GR1466	P50
GD16245	P2	GD4086	P48	GD9671	P66	GR1466	P50
GD1755	P22	GD5752	P58	GD9672	P66	GR1467	P49
GD18118	P84	GD5753	P58	GD9715	P38	GR1467	P49
GD18168	P84	GD5804	P56	GD9720	P38	GR1467	P50
GD18704	P20	GD5857	P38	GD9724	P38	GR1467	P50
GD19292	P32	GD5857	P59	GD9724	P40	GR1467	P50
GD19292	P42	GD5857	P62	GD9724	P42	GR1569	P20
GD19333	P20	GD5860	P62	GD9749	P54	GR1570MPP	P91
GD19790	P20	GD5875	P72	GD9750	P54	GR1734	P49
GD2117	P90	GD5892	P70	GM0244-01	P91	GR1736	P46

Part No.	Page	Part No.	Page	Part No.	Page	Part No.	Page
GR1762 .....	P83						
GR1763 .....	P84						
GR1777 .....	P46						
GR1828 .....	P91						
GR1848 .....	P20						
GR1956 .....	P81						
GR1956 .....	P81						
GR1957 .....	P81						
GR1958 .....	P81						
GR2154 .....	P20						
GR2190 .....	P49						
GR2229 .....	P75						
GR2229 .....	P76						

**This page left blank intentionally.**