

MODEL 3110 MOUNTED PLANTER PARTS MANUAL

M0244-02

Rev. 5/14

This manual applies to: Model: 3110 Mounted Planters
 2013 to 2014 Production

Record serial number of your planter and date purchased:

Serial Number _____

Date Purchased _____

Information in this manual was current at time of printing. However, due to Kinze's ongoing product improvement, production changes may cause your machine to appear slightly different in detail. Kinze Manufacturing, Inc. reserves the right to change specifications or design without notice and without incurring obligation to install the same on machines previously manufactured.

Right hand (R.H.) and left hand (L.H.), as used throughout this manual, are determined by facing in the direction the machine will travel when in use, unless otherwise stated.

This page left blank intentionally.

ROW UNIT

Shank Assembly, Seed Tube, and Depth Adjustment P1

Parallel Arms, Mounting Support Plate, and
Quick Adjustable Down Force Springs P3

15" Seed Opener Disc Blade/Bearing
Assembly and Scrapers P5

Gauge Wheels P7

Covering Discs/Single Press Wheel. P9

"V" Closing Wheels P11

Drag Closing Attachment. P13

Hopper Support and Meter Drive. P15

Seed Hopper and Lid. P17

Finger Pickup Seed Meter P19

Brush-Type Seed Meter. P21

EdgeVac Seed Meter. P23

Granular Chemical Hopper and
Hopper Panel Extension P25

Granular Chemical Meter and Meter Drive P27

Granular Chemical Banding Options P29

Spring Tooth Incorporator P31

Row Unit Mounted No Till Coulter P32

Row Unit Mounted Bed Leveler P33

Row Unit Mounted Disc Furrower P35

Row Unit Mounted Residue Wheel P37

Coulter Mounted Residue Wheels P39

Frame Mounted Coulter W/Residue Wheels P41

EDGEVAC SYSTEM

Digital Vacuum Gauge, Analog Vacuum
Gauge, and Vacuum Fan Assembly P43

Vacuum Fan Hydraulic Components P45

Vacuum Fan Hydraulic Motor Assembly P47

Optional Flow Control Needle Valve Kit P47

Vacuum Fan Motor Valve Block Assembly
(Located Below Vacuum Fan Assembly) P48

Manifolds and Distribution Hoses P49

BASE MACHINE

Toolbar Assembly. P51

Ground Drive Wheel Assembly P53

Contact Drive Wheel Assembly P55

Seed Rate Transmission and
Module Drive Assembly. P57

Module Drive P59

Front Mounted Drive Wheel. P61

Point Row Clutch P63

Point Row Clutch Electrical Components P65

Row Marker Assembly, Conventional 6 Row 30" P67

Row Marker Assembly, Two-Fold Low Profile
6 Row 36"/38"/40", 8 Row 30",
and 8 Row 36"/38"/40" P69

Row Marker Spindle/Hub/Blade. P71

HYDRAULICS

Row Marker Cylinder, 6 Row 30" P73

Row Marker Cylinder, 6 Row 36"/38"/40"
and 8 Row 36"/38"/40" P73

Row Marker Sequencing/Flow Control Valve. P74

Row Marker Hydraulic System. P76

ELECTRONICS

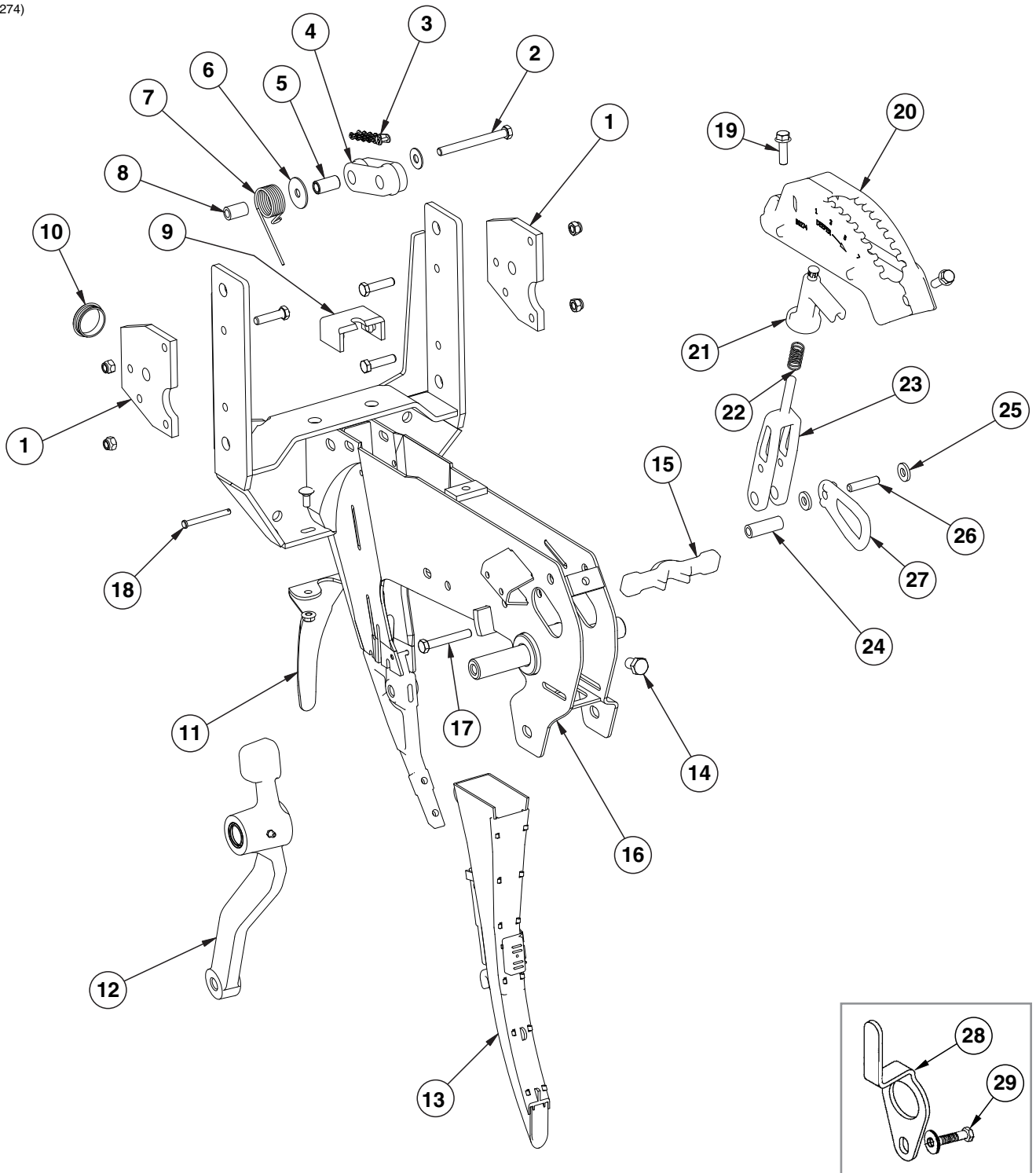
Electrical Components. P78

KPM III Electronic Seed Monitor P79

MISCELLANEOUS P82

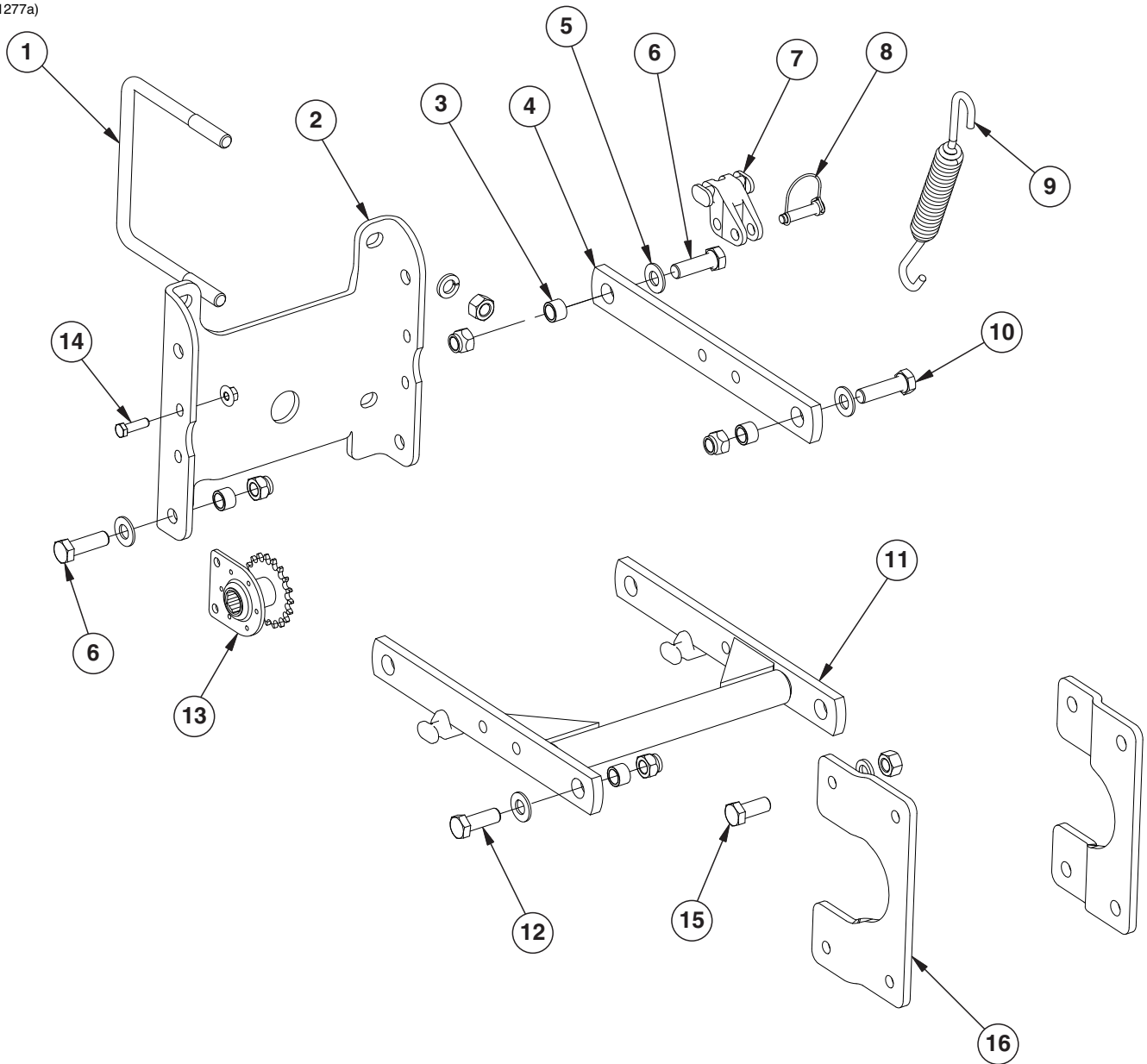
NUMERICAL INDEX. P90

(IP1274)



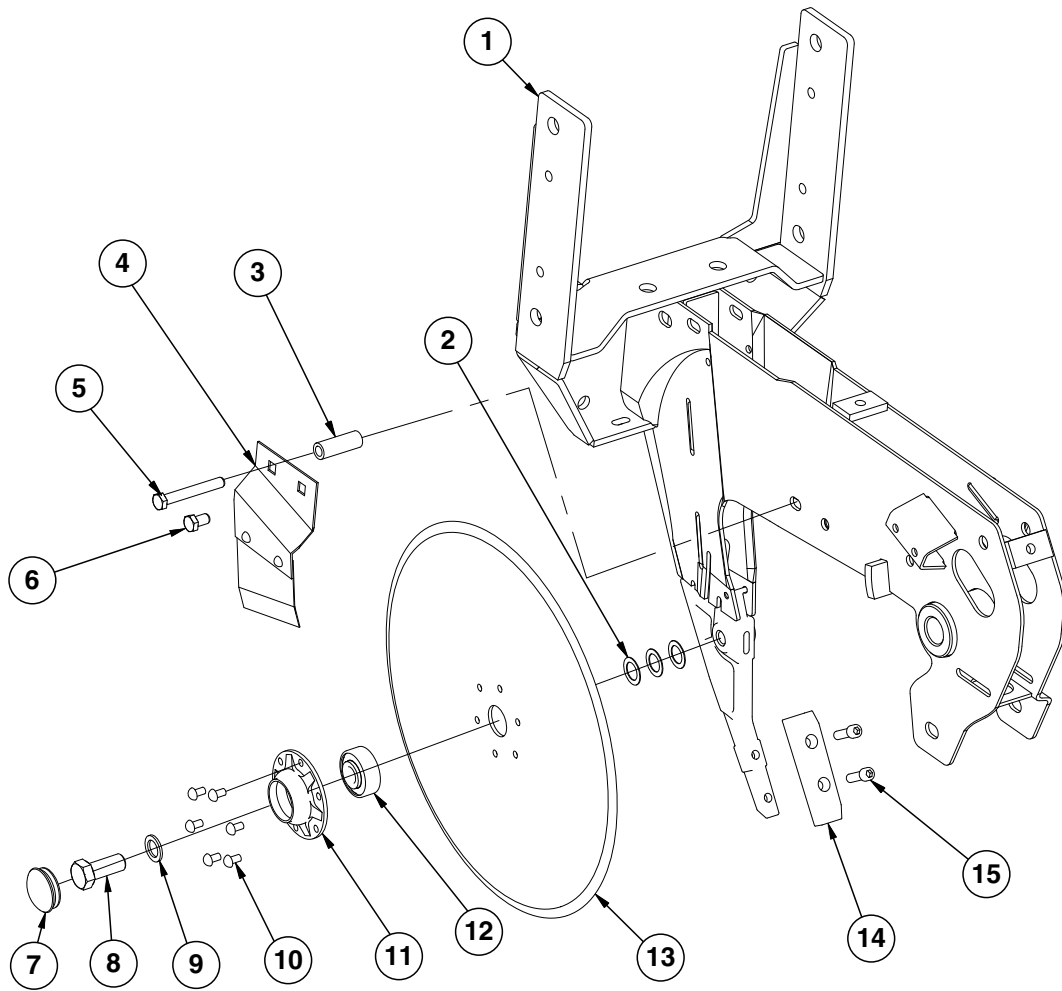
| ITEM | PART NO. | QTY. (Per Row) | DESCRIPTION |
|------|-----------|-------------------|---|
| 1 | GD24545 | 2 | Stop |
| | G10003 | 3 | Hex Head Cap Screw, 3/8"-16 x 1 1/2" |
| | G10108 | 4 | Lock Nut, 3/8"-16 |
| 2 | G10326 | 1 | Hex Head Cap Screw, 3/8"-16 x 3/4" |
| | G11387 | 1 | Flat Washer, 3/8" SAE |
| 3 | G3303-98 | - | Chain, No. 41, 98 Pitch Including Connector Link (Mechanical) |
| | G3303-108 | - | Chain, No. 41, 108 Pitch Including Connector Link (EdgeVac) |
| | G3303-16 | - | Chain, No. 41, 16 Pitch Including Connector Link (Used W/Row Unit Extension Brackets) |
| | GR0196 | - | Connector Link, No. 41 |
| 4 | GD11962 | 1 | Idler |
| 5 | GD1026 | 1 | Sleeve, 1 3/16" Long |
| 6 | G10201 | 1 | Special Washer, 3/8" x 1 1/2" O.D. |
| 7 | GD1065 | 1 | Idler Spring |
| 8 | GD7318 | 1 | Sleeve, 1" Long |
| 9 | GD16245 | 1 | Sun Shade (Rubber) |
| 10 | GD11845 | 1 | Dust Cap |
| 11 | GD28390 | 1 | Shield |
| | G10312 | 2 | Carriage Bolt, 5/16"-18 x 3/4" |
| | G10620 | 2 | Serrated Flange Nut, 5/16"-18 |
| 12 | --- | - | See "Gauge Wheels" on page P7 |
| 13 | --- | - | See "KPM III Electronic Seed Monitor" on page P78 |
| 14 | G10438 | 1 | Hex Head Cap Screw, 1/2"-13 x 3/4" |
| 15 | GB0265 | 1 | Pivot Link, Depth Adjustment |
| 16 | GA10157 | 1 | Shank W/Gauge Wheel Pivot Spindle And Set Screw |
| 17 | G11592 | 1 | Hex Head Cap Screw, 3/8"-24 x 2 3/4", Grade 8 |
| | G11591 | 1 | Nylon Lock Nut, 3/8"-24, Grade C |
| 18 | G10551 | 1 | Clevis Pin, 1/4" x 2 1/2" |
| | G10669 | 1 | Hair Pin Clip, No. 22 |
| 19 | G11015 | 2 | Hex Washer Head Cap Screw, 3/8"-16 x 1 1/4" |
| 20 | GB0274 | 1 | Cover, Depth Adjustment |
| 21 | GB0266 | 1 | Handle, Depth Adjustment |
| | GD3612 | - | Cap Plug |
| 22 | GD10993 | 1 | Spring |
| 23 | GB0267 | 1 | Lever, Depth Adjustment |
| 24 | GD11259 | 1 | Sleeve, 3/8" I.D. x 5/8" O.D. x 1 25/32" Long |
| 25 | G10207 | 1 | Washer, 7/8" O.D. x 1 3/32" I.D. x .134" (If Applicable) |
| 26 | GD13361 | 1 | Pin, 3/8" x 1 2/3" |
| 27 | GB0285 | 1 | Collar, Depth Adjustment |
| 28 | GD17014 | 1 | Hose Guide |
| 29 | G10047 | 1 | Hex Head Cap Screw, 3/8"-16 x 1 3/4" |
| | G11387 | 2-3 | Flat Washer, 3/8" SAE |
| | G10108 | 1 | Lock Nut, 3/8"-16 |

(IP1277a)



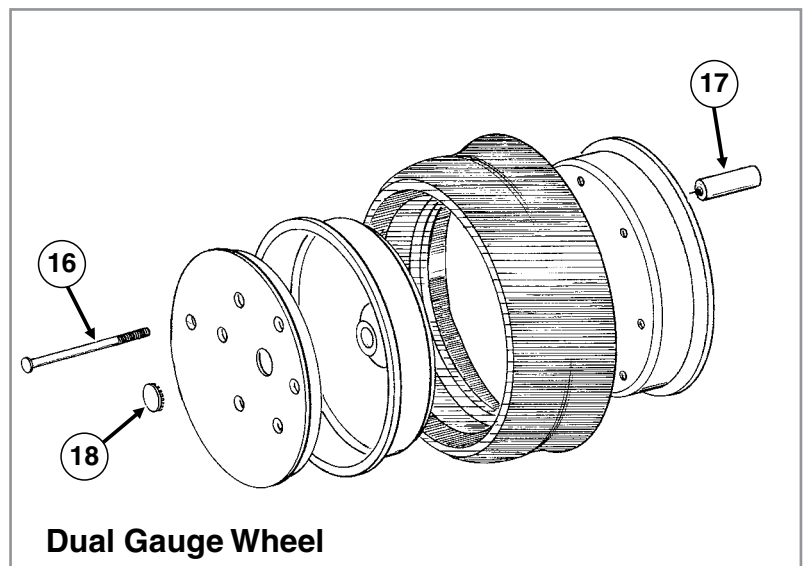
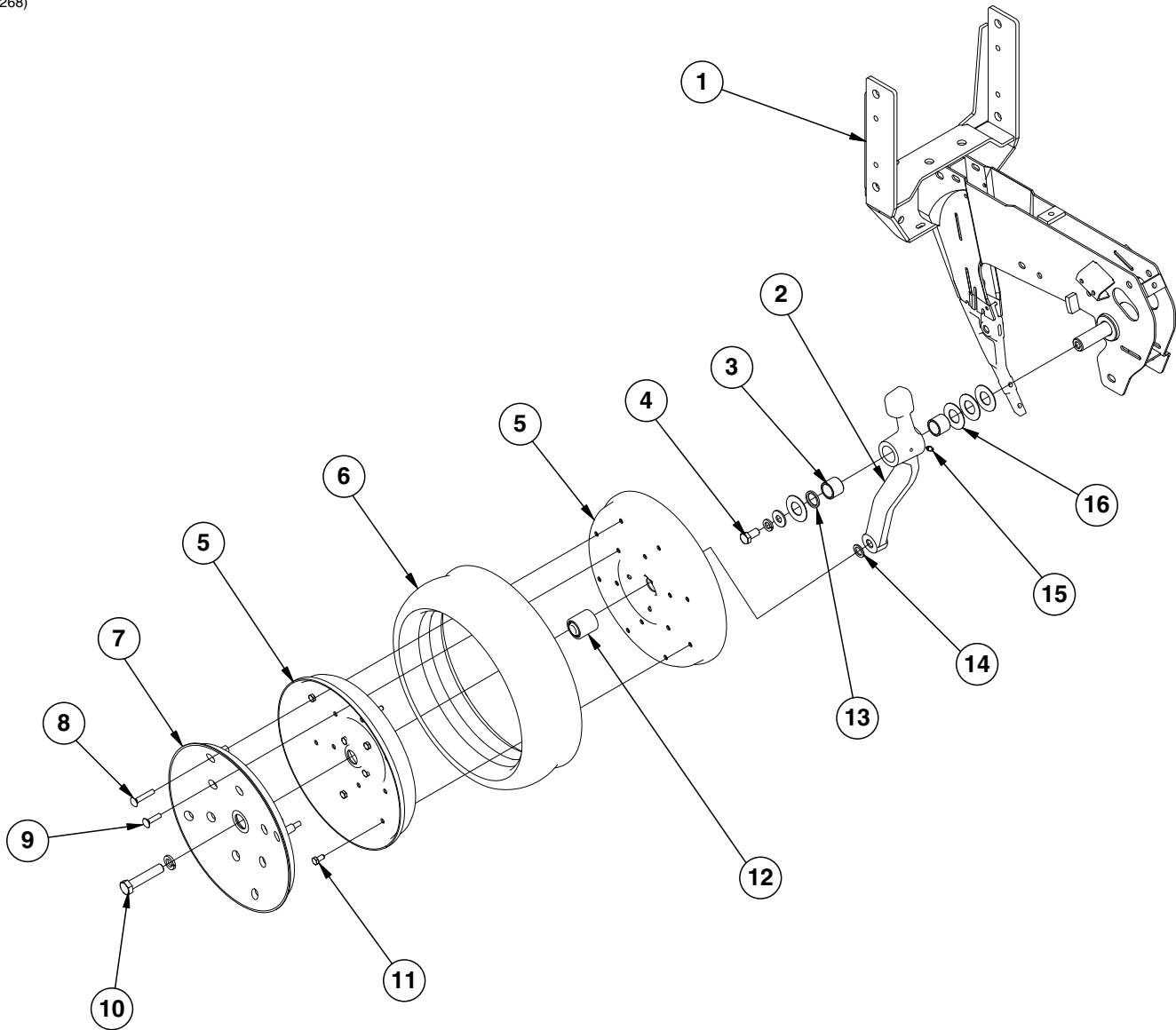
| ITEM | PART NO. | QTY. (Per Row) | DESCRIPTION |
|------|----------|-------------------|--|
| 1 | GD1113 | 2 | U-Bolt, 5" x 7" x 5/8"-11 |
| | G10230 | 4 | Lock Washer, 5/8" |
| | G10104 | 4 | Hex Nut, 5/8"-11 |
| 2 | GD10036 | 1 | Mounting Support Plate |
| 3 | GB0218 | 8 | Bushing, 2 1/32" I.D. x 7/8" O.D. x 1 9/32" Long |
| 4 | GD11422 | 2 | Upper Parallel Arm |
| 5 | G11391 | 8 | Flat Washer, 5/8" SAE |
| 6 | G10732 | 4 | Hex Head Cap Screw, 5/8"-18 x 2" |
| | G11514 | 4 | Lock Nut, 5/8"-18 |
| 7 | GB0186 | 2 | Spring Anchor |
| 8 | GD14217 | 2 | Tab Lock Pin, 7/16" x 1 1/2" |
| 9 | GD8249 | 4 | Standard Down Pressure Spring |
| | GD21337 | - | Heavy Duty Down Pressure Spring |
| 10 | G10752 | 2 | Hex Head Cap Screw, 5/8"-18 x 2 1/4" |
| | G11514 | 2 | Lock Nut, 5/8"-18 |
| 11 | GA5651 | 1 | Lower Parallel Arm |
| 12 | G10751 | 2 | Hex Head Cap Screw, 5/8"-18 x 1 3/4" |
| | G11514 | 2 | Lock Nut, 5/8"-18 |
| 13 | GA1720 | 1 | Bearing/Sprocket, 7/8" Hex Bore |
| 14 | G10004 | 2 | Hex Head Cap Screw, 3/8"-16 x 1 1/4" |
| | G11091 | 2 | Serrated Flange Nut, 3/8"-16 |
| 15 | G10007 | 4 | Hex Head Cap Screw, 5/8"-11 x 1 1/2" |
| | G10230 | 4 | Lock Washer, 5/8" |
| | G10104 | 4 | Hex Nut, 5/8"-11 |
| 16 | GB0366 | 2 | Extension Bracket |
| A | G6325X | - | U-Bolt Package For 5" x 7" Toolbar, Includes: (2) GD1113, (4) G10230, (4) G10104 |

(IP1272)



| ITEM | PART NO. | QTY. (Per Row) | DESCRIPTION |
|------|--------------------|-------------------|---|
| 1 | --- | - | See "Shank Assembly, Seed Tube, and Depth Adjustment" on page P1 |
| 2 | G10213 | - | Machine Bushing, 5/8" (.030" Thick)(As Required) |
| 3 | GD11259 | 1 | Sleeve, 3/8" I.D. x 5/8" O.D. x 1 ²⁵ / ₃₂ " Long |
| 4 | GA2012R GA2012L | 1 - | Disc Scraper, R.H. Disc Scraper, L.H. (Shown) |
| 5 | G10325 G10622 | 1 1 | Hex Head Cap Screw, 3/8"-16 x 2 ³ / ₄ " Serrated Flange Nut, 3/8"-16 |
| 6 | G10328 G10622 | 2 1 | Hex Head Cap Screw, 3/8"-16 x 5/8" Serrated Flange Nut, 3/8"-16 |
| 7 | GD11845 | 2 | Dust Cap |
| 8 | GD11017 | 1 | Special Hex Head Cap Screw, 5/8"-11 x 1 ¹ / ₂ ", L.H. Threads |
| 9 | G10204 | 2 | Special Machine Bushing, 5/8" x 1" O.D. |
| 10 | G10427 | 12 | Rivet, 1/4" x 1/2" |
| 11 | GD10473 | 2 | Bearing Housing |
| 12 | GA2014 | 2 | Bearing |
| 13 | GD11306 | 2 | Disc Blade, 3.5 mm x 15" |
| 14 | GB0301 | 1 | Seed Tube Guard/Inner Scraper |
| 15 | G10912 | 2 | Hex Socket Head Cap Screw, 5/16"-18 x 1", Grade 8 |
| A | GA8324 | - | Disc Blade/Bearing Assembly, Less Dust Cap (Items 10-13) |

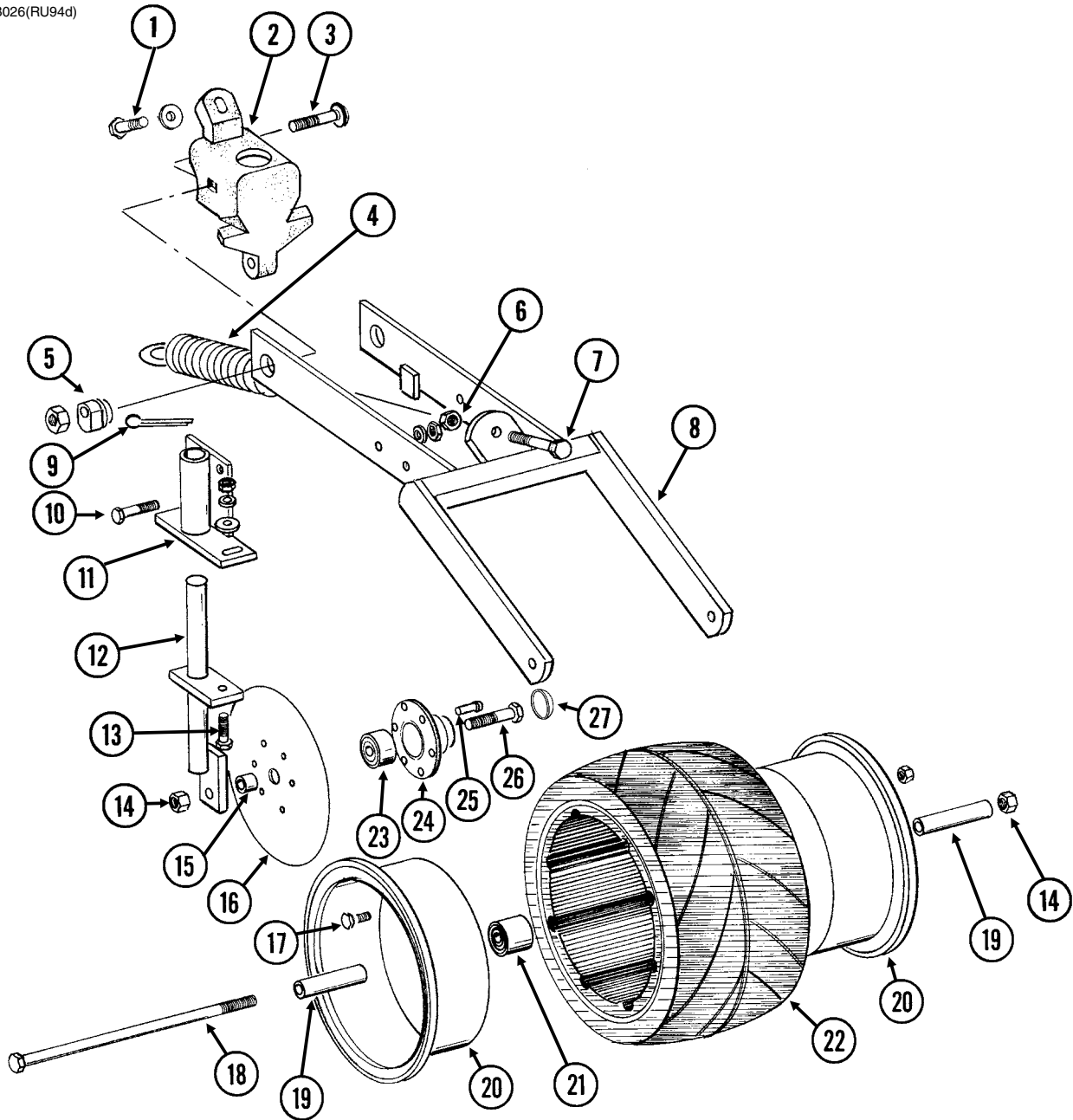
(IP1268)



Dual Gauge Wheel

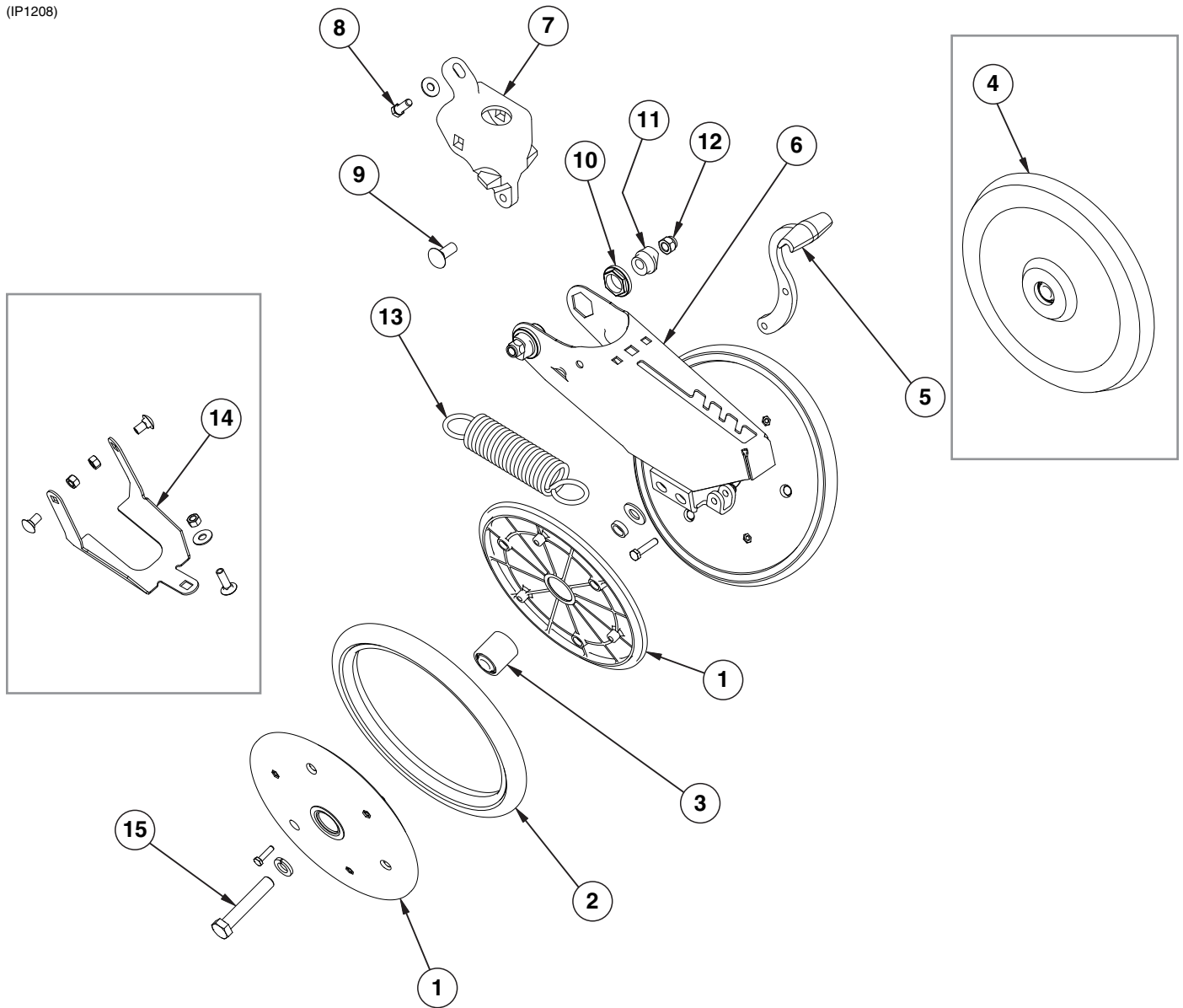
| ITEM | PART NO. | QTY. (Per Row) | DESCRIPTION |
|------|----------|-------------------|---|
| 1 | --- | - | See "Shank Assembly, Seed Tube, and Depth Adjustment" on page P1 |
| 2 | GA7975 | 1 | Wheel Arm W/Grease Fitting, Bushings And Seals, L.H. (Shown) (Includes Items 3 and 13) |
| | GA7976 | 1 | Wheel Arm W/Grease Fitting, Bushings And Seals, R.H. (Includes Items 3 and 13) |
| 3 | GB0276 | 2 | Bushing, 1" I.D. x 1¼" O.D. x 1" Long (Per Arm) |
| 4 | G10014 | 1 | Hex Head Cap Screw, ½"-13 x 1" |
| | G10228 | 2 | Lock Washer, ½" |
| | G10216 | 2 | Washer, ½" USS |
| 5 | GD11423 | 4 | Half Wheel |
| 6 | GD1086 | 2 | Tire |
| 7 | GD11453 | 2 | Cover |
| 8 | G10924 | 8 | Carriage Bolt, ⅝"-18 x 1¾" |
| | G10620 | 8 | Serrated Flange Nut, ⅝"-18 |
| 9 | G10338 | 12 | Carriage Bolt, ⅝"-18 x 1¼" |
| | G10620 | 12 | Serrated Flange Nut, ⅝"-18 |
| 10 | G10010 | 2 | Hex Head Cap Screw, ⅝"-11 x 3" |
| 11 | G10018 | 14 | Hex Head Cap Screw, ⅝"-18 x ⅝" |
| | G10109 | 14 | Lock Nut, ⅝"-18, Grade 8 |
| 12 | GA6171 | 2 | Bearing |
| 13 | GD10991 | 2 | Seal (Per Arm) |
| 14 | G10204 | 2 | Special Machine Bushing, ⅝" x 1" O.D. |
| 15 | G10640 | 1 | Grease Fitting, ¼"-28 (Per Arm) |
| 16 | G10940 | - | Machine Bushing, 1" (.048" Thick) |
| A | GA7949 | - | Gauge Wheel Complete (Items 5-9 And 11-12) |
| B | G1K296 | - | Gauge Wheel Arm Bushing And Seal Driver Kit, Includes: (1) Seal Driver, (1) Bushing Driver, (1) Instruction |

RUA054/RUB026(RU94d)



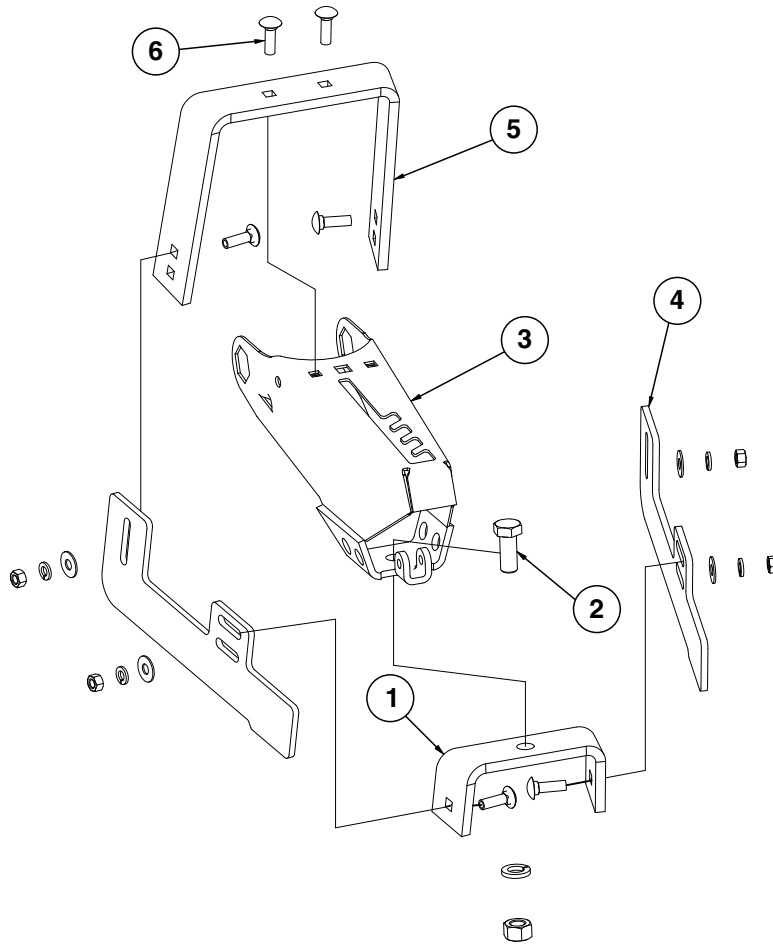
| ITEM | PART NO. | QTY. (Per Row) | DESCRIPTION |
|------|-----------|-------------------|--|
| 1 | G10001 | 1 | Hex Head Cap Screw, 3/8"-16 x 1" |
| | G11387 | 1 | Flat Washer, 3/8" SAE |
| 2 | GB0268 | 1 | Wheel Arm Stop |
| 3 | G10801 | 2 | Carriage Bolt, 1/2"-13 x 2 1/4" |
| | G10315 | - | Carriage Bolt, 1/2"-13 x 2 1/2" (Used W/Straight Drop In-Furrow Granular Chemical Bracket) |
| | G10102 | 2 | Hex Nut, 1/2"-13 |
| 4 | GA2054 | 1 | Spring |
| 5 | GB0239 | 2 | Eccentric Bushing |
| 6 | G10102 | 1 | Hex Nut, 1/2"-13 |
| 7 | G10015 | 1 | Adjusting Bolt, 1/2"-13 x 5" |
| 8 | GA6619 | 1 | Mounting Arm |
| 9 | G10463 | 2 | Cotter Pin, 1/4" x 1 1/2" |
| 10 | G10171 | 4 | Hex Head Cap Screw, 5/16"-18 x 1 1/4" |
| | G10232 | 4 | Lock Washer, 5/16" |
| | G10106 | 4 | Hex Nut, 5/16"-18 |
| 11 | GA6620 | 2 | Bracket |
| 12 | GA6618 | 2 | Mount |
| 13 | G10303 | 2 | Carriage Bolt, 5/16"-18 x 1" |
| | G11386 | 2 | Flat Washer, 5/16" SAE |
| | G10232 | 2 | Lock Washer, 5/16" |
| | G10106 | 2 | Hex Nut, 5/16"-18 |
| 14 | G10107 | 3 | Lock Nut, 5/8"-11 |
| 15 | GD1109 | 2 | Bushing, 4 1/64" I.D. x 7/8" O.D. x 1/4" Long |
| 16 | GD9290 | 2 | Disc Blade, 8" |
| 17 | G10018 | 7 | Hex Head Cap Screw, 5/16"-18 x 5/8" |
| | G10109 | 7 | Lock Nut, 5/16"-18, Grade 8 |
| 18 | G10152 | 1 | Hex Head Cap Screw, 5/8"-11 x 9" |
| 19 | GD3180-12 | 2 | Sleeve, 5/8" I.D. x 7/8" O.D. x 2 7/8" Long |
| 20 | GD9562 | 2 | Half Wheel |
| 21 | GA6171 | 1 | Bearing |
| 22 | GD9305 | 1 | Tire |
| 23 | GA2014 | 2 | Bearing |
| 24 | GD10473 | 2 | Bearing Housing |
| 25 | G10427 | 12 | Rivet, 1/4" x 1/2" |
| 26 | G10006 | 2 | Hex Head Cap Screw, 5/8"-11 x 2 1/4" |
| 27 | GD11845 | 2 | Dust Cap |
| A | GA6733 | - | Single Press Wheel Complete W/Bearing (Items 17 and 20-22) |
| B | GA6801 | - | Covering Disc Blade Complete W/Bearing (Items 16 and 23-25) |

(IP1208)



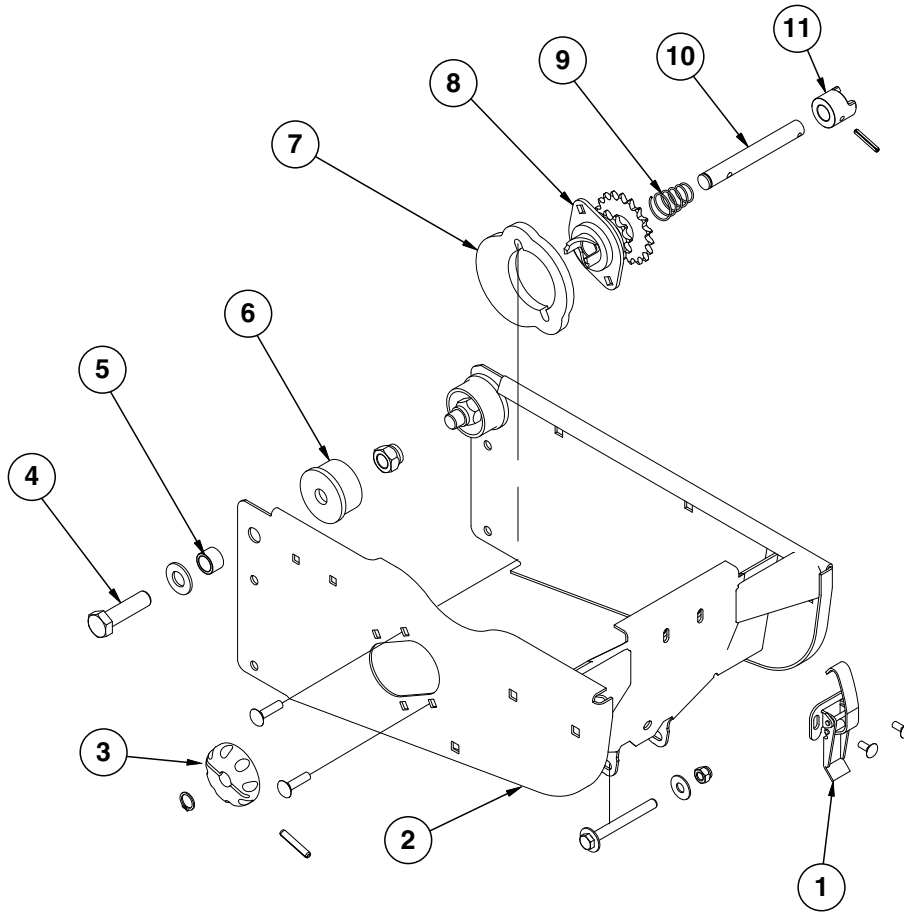
| ITEM | PART NO. | QTY. (Per Row) | DESCRIPTION |
|------|----------|-------------------|--|
| 1 | GD9120 | 4 | Nylon Half Wheel |
| | G10064 | 12 | Hex Head Cap Screw, 1/4"-20 x 1" |
| 2 | GD1085 | 2 | Rubber Tire, 1" x 12" |
| 3 | GA6171 | 2 | Bearing |
| 4 | GA6597 | 1 | Cast Iron Closing Wheel W/Bearing |
| | GA6171 | 1 | Bearing |
| 5 | GB0254 | 1 | Lever |
| | G10133 | 1 | Hex Head Cap Screw, 5/16"-18 x 1 1/2" |
| | G10109 | 1 | Lock Nut, 5/16"-18, Grade 8 |
| 6 | GA15197 | 1 | Arm |
| 7 | GB0268 | 1 | Wheel Arm Mount |
| 8 | G10001 | 1 | Hex Head Cap Screw, 3/8"-16 x 1" |
| | G11387 | 2 | Flat Washer, 3/8" SAE |
| 9 | G11419 | 2 | Carriage Bolt, 1/2"-13 x 2 1/4" |
| | G10315 | - | Carriage Bolt, 1/2"-13 x 2 1/2" (Used W/Straight Drop In-Furrow Granular Chemical Bracket) |
| | G11387 | - | Flat Washer, 3/8" SAE |
| 10 | GB0282 | 2 | Stepped Bushing |
| 11 | GB0239 | 2 | Eccentric Bushing |
| 12 | G10111 | 2 | Lock Nut, 1/2"-13 |
| 13 | GD8460 | 1 | Spring |
| 14 | G1K345 | - | Closing Wheel Shield Kit W/Hardware and Instruction |
| | GD14065 | 1 | Closing Wheel Shield |
| | G10599 | 1 | Carriage Bolt, 3/8"-16 x 1 1/4" |
| | G10308 | 2 | Carriage Bolt, 3/8"-16 x 3/4" |
| | G10101 | 3 | Hex Nut, 3/8"-16 |
| 15 | G10013 | 2 | Hex Head Cap Screw, 5/8"-11 x 3 1/2" |
| | G11391 | 2 | Flat Washer, 5/8" SAE |
| | GD1109 | 2 | Bushing, 4 1/64" I.D. x 7/8" O.D. x 1/4" Long |
| | G10230 | 2 | Lock Washer, 5/8" |
| | G10107 | 2 | Lock Nut, 5/8"-11 |
| A | GA6434 | - | Rubber Closing Wheel Complete W/Bearing (Items 1-3) |

(IP1202)



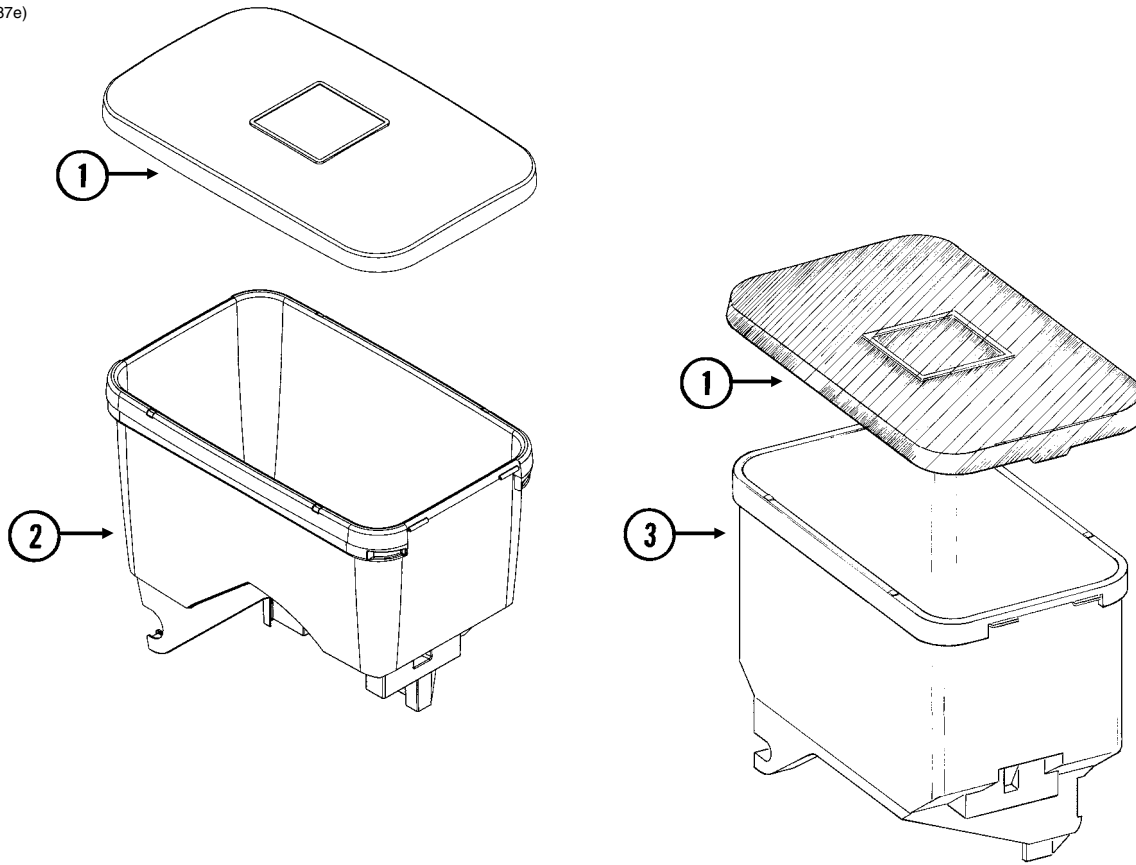
| ITEM | PART NO. | QTY. (Per Row) | DESCRIPTION |
|------|----------|-------------------|--|
| 1 | GD11509 | 1 | Rear Bracket |
| 2 | G10007 | 1 | Hex Head Cap Screw, 5/8"-11 x 1 1/2" |
| | G10230 | 1 | Lock Washer, 5/8" |
| | G10104 | 1 | Hex Nut, 5/8"-11 |
| 3 | GA15197 | 1 | Arm |
| 4 | GD11313 | 2 | Blade |
| 5 | GD11508 | 1 | Front Bracket |
| 6 | G10599 | 6 | Carriage Bolt, 3/8"-16 x 1 1/4" |
| | G10229 | 6 | Lock Washer, 3/8" |
| | G11387 | 6 | Flat Washer, 3/8" SAE |
| | G10101 | 6 | Hex Nut, 3/8"-16 |
| A | G7566X | - | Drag Closing Attachment Complete (Items 1-6) |

(IP1209)



| ITEM | PART NO. | QTY. (Per Row) | DESCRIPTION |
|------|----------|-------------------|--|
| 1 | GA2007 | 1 | Hopper Hold Down Latch |
| | G10621 | 2 | Serrated Flange Nut, 1/4"-20 |
| | G10309 | 2 | Carriage Bolt, 1/4"-20 x 5/8", Grade 2 |
| 2 | GA10155 | 1 | Hopper Support |
| | G10061 | 1 | Hex Head Cap Screw, 3/8"-16 x 3 1/2" |
| | G11387 | 2 | Flat Washer, 3/8" SAE |
| | G10108 | 1 | Lock Nut, 3/8"-16 |
| 3 | GD11239 | 1 | Knob |
| | G10602 | 1 | Spring Pin, 1/4" x 1 1/2" |
| | G10567 | 1 | External Retaining Ring, 5/8" |
| 4 | G10752 | 2 | Hex Head Cap Screw, 5/8"-18 x 2 1/4" |
| | G11391 | 2 | Flat Washer, 5/8" SAE |
| | G10412 | 2 | Lock Nut, 5/8"-18 |
| 5 | GB0218 | 2 | Bushing, 2 1/32" I.D. x 7/8" O.D. x 1 9/32" Long |
| 6 | GB0314 | 2 | Hopper Mount |
| 7 | GB0331 | 1 | Clutch Adapter Plate |
| | G10620 | 2 | Serrated Flange Nut, 5/16"-18 |
| | G10338 | 2 | Carriage Bolt, 5/16"-18 x 1 1/4" |
| 8 | GA10137 | 1 | Double Sprocket And Bearing, Drive Clutch, 11/19 Tooth (Mechanical) |
| | GA12143 | 1 | Double Sprocket And Bearing, Drive Clutch, 11/28 Tooth (EdgeVac) |
| 9 | GD11413 | 1 | Spring |
| 10 | GD15747 | 1 | Shaft |
| 11 | GB0278 | 1 | Coupler |
| | G10546 | 1 | Spring Pin, 3/16" x 1 1/4" |
| A | GA12144 | - | Meter Drive Assembly, 11/28 Tooth (Items 3 And 8-11) (EdgeVac Shown) |
| B | GA10151 | - | Meter Drive Assembly Complete, 11/19 Tooth (Items 3 And 8-11) |

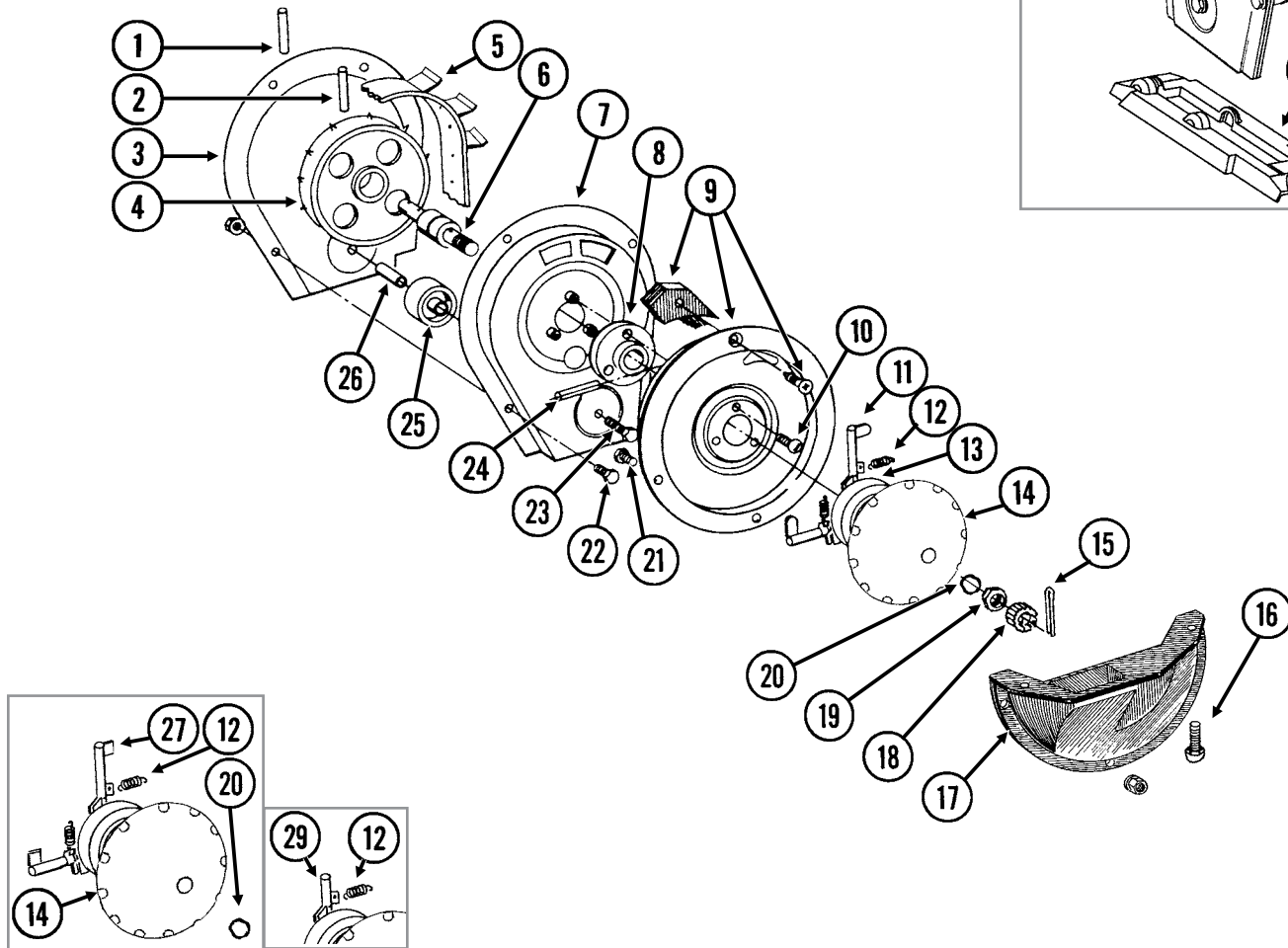
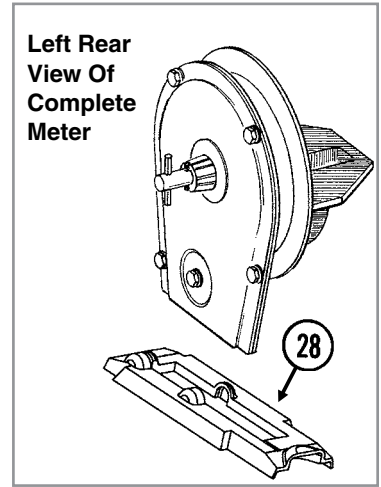
(METR12/RU87e)



| ITEM | PART NO. | QTY. | DESCRIPTION |
|------|----------|------|--------------------------------------|
| 1 | GD11279 | 1 | Lid |
| 2 | GA10634 | 1 | Seed Hopper (EdgeVac) |
| | GD12561 | - | Threaded Insert, 5/16"-18 |
| 3 | GA9714 | 1 | Seed Hopper, Reinforced (Mechanical) |
| | GD12561 | - | Threaded Insert, 5/16"-18 |

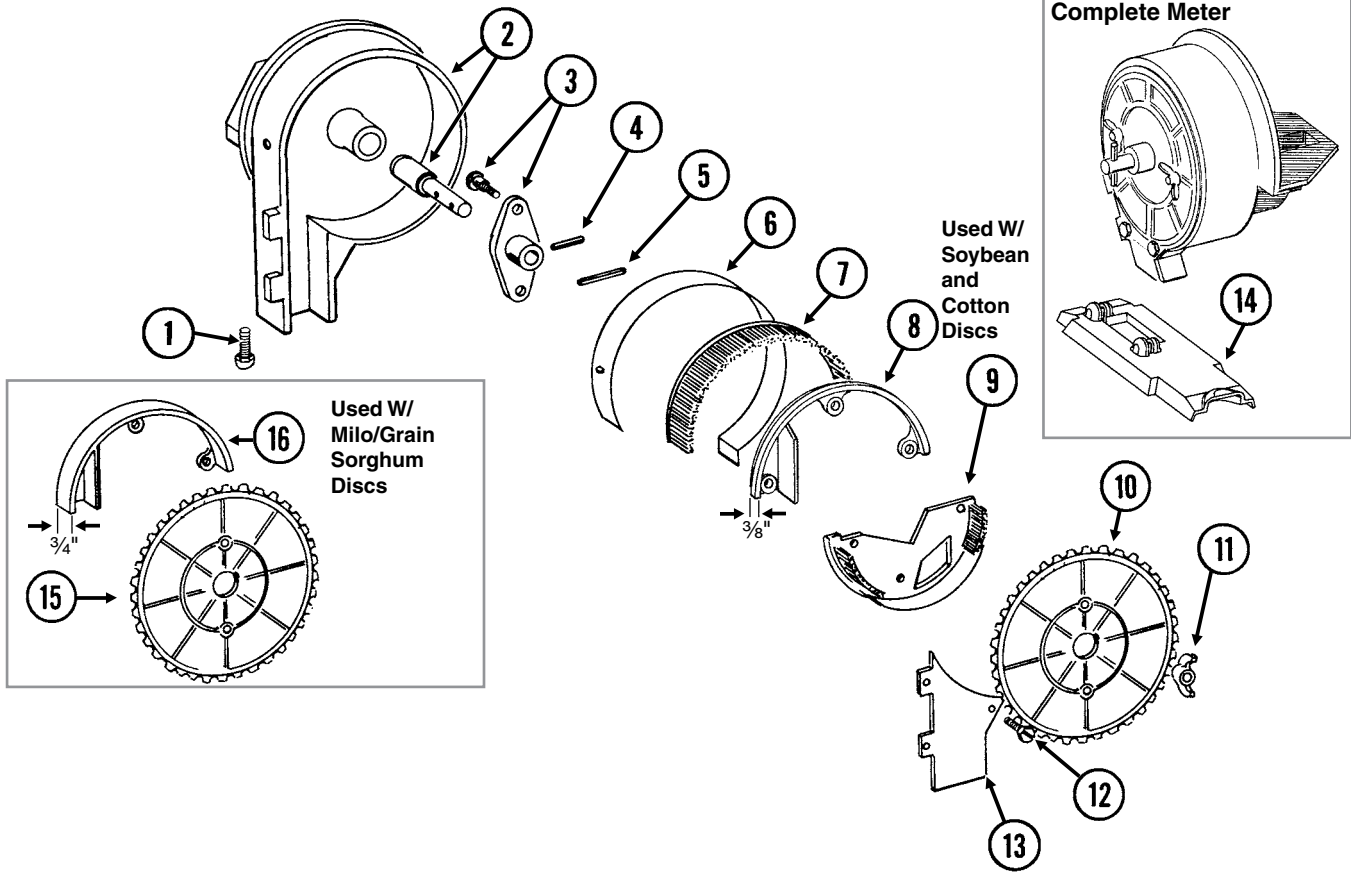
This page left blank intentionally.

RUA015/RUA056/RUA057(RU13k/RU13d)



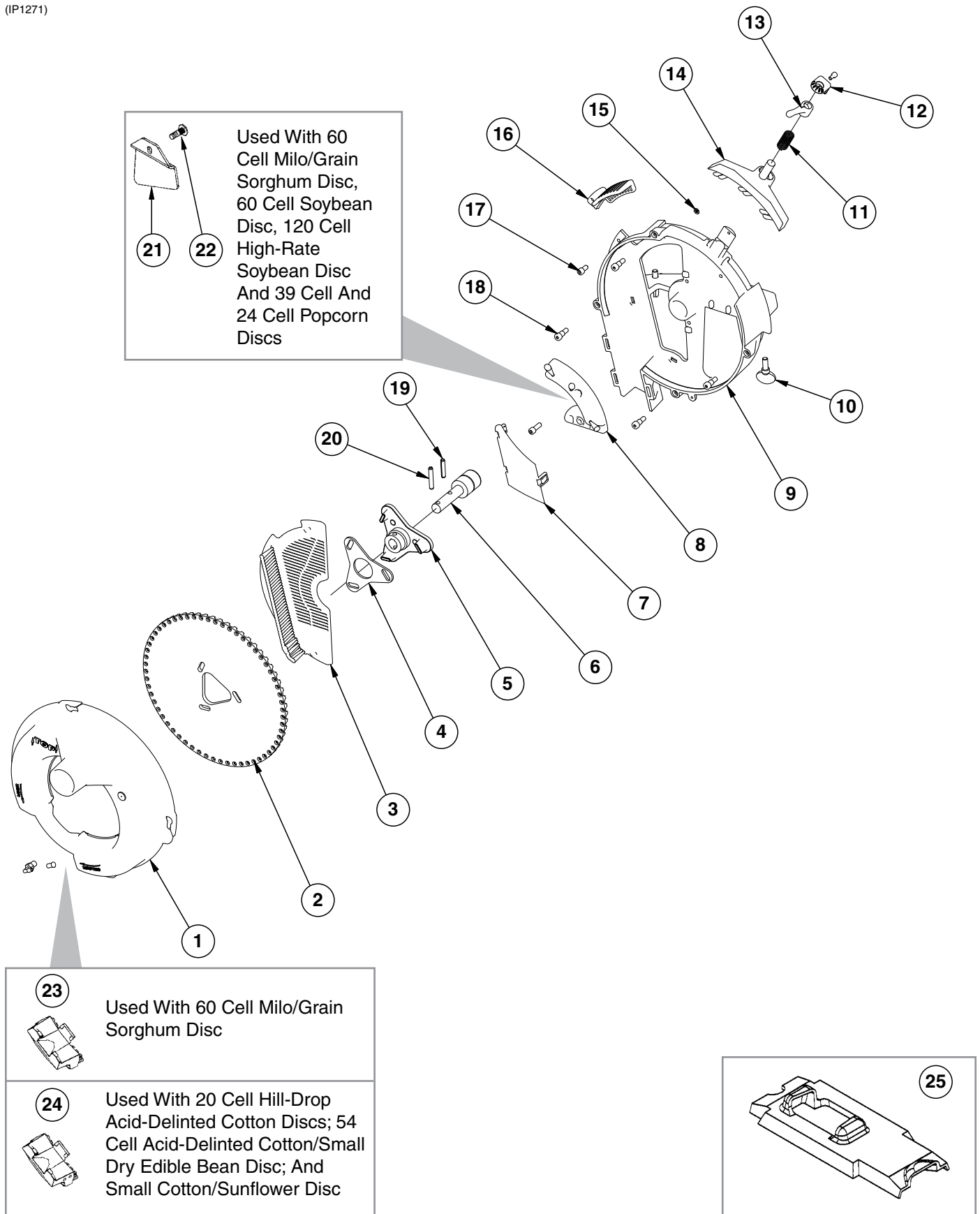
| ITEM | PART NO. | QTY. (Per Row) | DESCRIPTION |
|------|-----------|-------------------|---|
| 1 | G10602 | 1 | Spring Pin, 1/4" x 1 1/2" |
| 2 | G10604 | 1 | Spring Pin, 3/16" x 1 1/2" |
| 3 | GD26419 | 1 | Housing Cover |
| 4 | GD1041 | 1 | Belt Drive Sprocket |
| 5 | GD11286 | 1 | Seed Belt |
| 6 | GA2019 | 1 | Bearing |
| 7 | GA18201 | 1 | Conveyor Housing |
| 8 | GB0110 | 1 | Bearing Housing |
| 9 | GR1569 | - | Carrier Plate W/Brush and Screw (Corn) |
| | GR0664 | - | Carrier Plate W/Brush and Screw (Sunflower) |
| | GA2020 | - | Brush |
| | G10690 | - | Rolling Thread Screw, No. 10 x 3/4" |
| 10 | G10401 | 3 | Slotted Hex Washer Head Screw, No. 10-32 x 5/8" |
| 11 | GD18704 | 12 | Finger, Corn |
| 12 | GD19790 | 12 | Spring |
| 13 | GB0410 | 1 | Cam |
| 14 | GD11528 | 1 | Finger Holder |
| 15 | G10470 | 1 | Cotter Pin, 5/32" x 1" |
| 16 | G11009 | 2 | Locking Thumbscrew, 5/16"-18 x 3/4" |
| 17 | GD11311 | 1 | Seed Baffle |
| 18 | GD1083 | 1 | Cover Nut |
| 19 | G10500 | 1 | Jam Nut, 5/8"-18 UNF |
| 20 | GA8343 | 1 | Wave Washer, 5/8" (Triple Wave) |
| 21 | G10020 | 3 | Hex Head Cap Screw, 1/4"-20 x 5/8" |
| | G10323 | 3 | Hex Flange Nut, 1/4"-20, No Serrations |
| 22 | G10022 | 4 | Hex Head Cap Screw, 1/4"-20 x 1/2" |
| | G10621 | 4 | Serrated Flange Nut, 1/4"-20 |
| 23 | G10021 | 1 | Hex Head Cap Screw, 1/4"-20 x 1 1/2" |
| | G10621 | 1 | Serrated Flange Nut, 1/4"-20 |
| 24 | G10603 | 1 | Spring Pin, 1/4" x 1 1/4" |
| 25 | GD1042 | 1 | Idler |
| 26 | GB0120 | 1 | Bushing, 1 7/64" I.D. x 1 1/32" Long |
| 27 | GD19333 | 12 | Finger, Oil Sunflower |
| 28 | GD15698 | 1 | Shank Cover, Finger Pickup Seed Meter |
| 29 | GD11787 | - | Half Rate Blank Finger |
| A | GR1848 | - | Finger Assembly, Corn (Items 11-14 and 20) |
| B | GR1897 | - | Finger Assembly, Oil Sunflower (Items 12, 14, 20, 27, and 30) |
| C | 700-01078 | - | Corn Meter (Items 1-26 and 28) |

RUA037/RUA056/RUA057(RU14f)



| ITEM | PART NO. | QTY. (Per Row) | DESCRIPTION |
|------|-----------|-------------------|---|
| 1 | G11009 | 2 | Locking Thumbscrew, 5/16"-18 x 3/4" |
| 2 | GA18208 | 1 | Housing W/Bearing |
| | GA5698 | - | Bearing |
| 3 | GA6038 | 1 | Hub W/Shoulder Bolts |
| | GD1755 | - | Shoulder Bolt, 1/4"-20 (2 Used) |
| 4 | G10603 | 1 | Spring Pin, 1/4" x 1 1/4" |
| 5 | G10602 | 1 | Spring Pin, 1/4" x 1 1/2" |
| 6 | GD8778 | 1 | Wear Strip |
| 7 | GA5699 | 1 | Upper Brush |
| 8 | GD11122 | 1 | Upper Brush Retainer (Used W/Soybean and Cotton Discs) |
| 9 | GA5834 | 1 | Lower Brush |
| 10 | GA5794 | - | Seed Disc, Soybean, 60 Cell, Black Color-Coded |
| | GA6184 | - | Seed Disc, Specialty Soybean, 48 Cell, Dark Blue Color-Coded |
| | GA5796 | - | Seed Disc, Cotton, Acid-Delinted, 30 Cell, White Color-Coded |
| | GA6168 | - | Seed Disc, Large Cotton, Acid-Delinted, 36 Cell, Tan Color-Coded |
| | GA6478 | - | Seed Disc, High-Rate Cotton, Acid-Delinted, 48 Cell, Light Green Color-Coded |
| | GA6182 | - | Seed Disc, Hill-Drop Cotton, Acid-Delinted, 12 Cell, Brown Color-Coded |
| | GA7255 | - | Seed Disc, Small Hill-Drop Cotton, Acid-Delinted, 12 Cell, Dark Green Color-Coded |
| 11 | G10531 | 2 | Wing Nut W/Nylon Insert, 1/4"-20 |
| 12 | G11151 | 9 | Hex Washer Head Screw, No. 10-16 x 1/2" |
| | G10634 | - | Slotted Tap Screw, No. 10-24 x 5/8" (Use As Required) |
| 13 | GD7878 | 1 | Cover |
| 14 | GD15699 | 1 | Shank Cover, Brush-Type Seed Meter |
| 15 | GA5982 | - | Seed Disc, Small Milo/Grain Sorghum, 30 Cell, Red Color-Coded |
| | GA6187 | - | Seed Disc, Large Milo/Grain Sorghum, 30 Cell, Light Blue Color-Coded |
| | GA5795 | - | Seed Disc, High-Rate Small Milo/Grain Sorghum, 60 Cell, Red Color-Coded |
| | GA6633 | - | Seed Disc, High-Rate Large Milo/Grain Sorghum, 60 Cell, Yellow Color-Coded |
| 16 | GD8237 | - | Upper Brush Retainer (Used W/Milo/Grain Sorghum Discs) |
| A | 700-01079 | - | Brush Meter (Items 1-9 and 11-14) |

(IP1271)



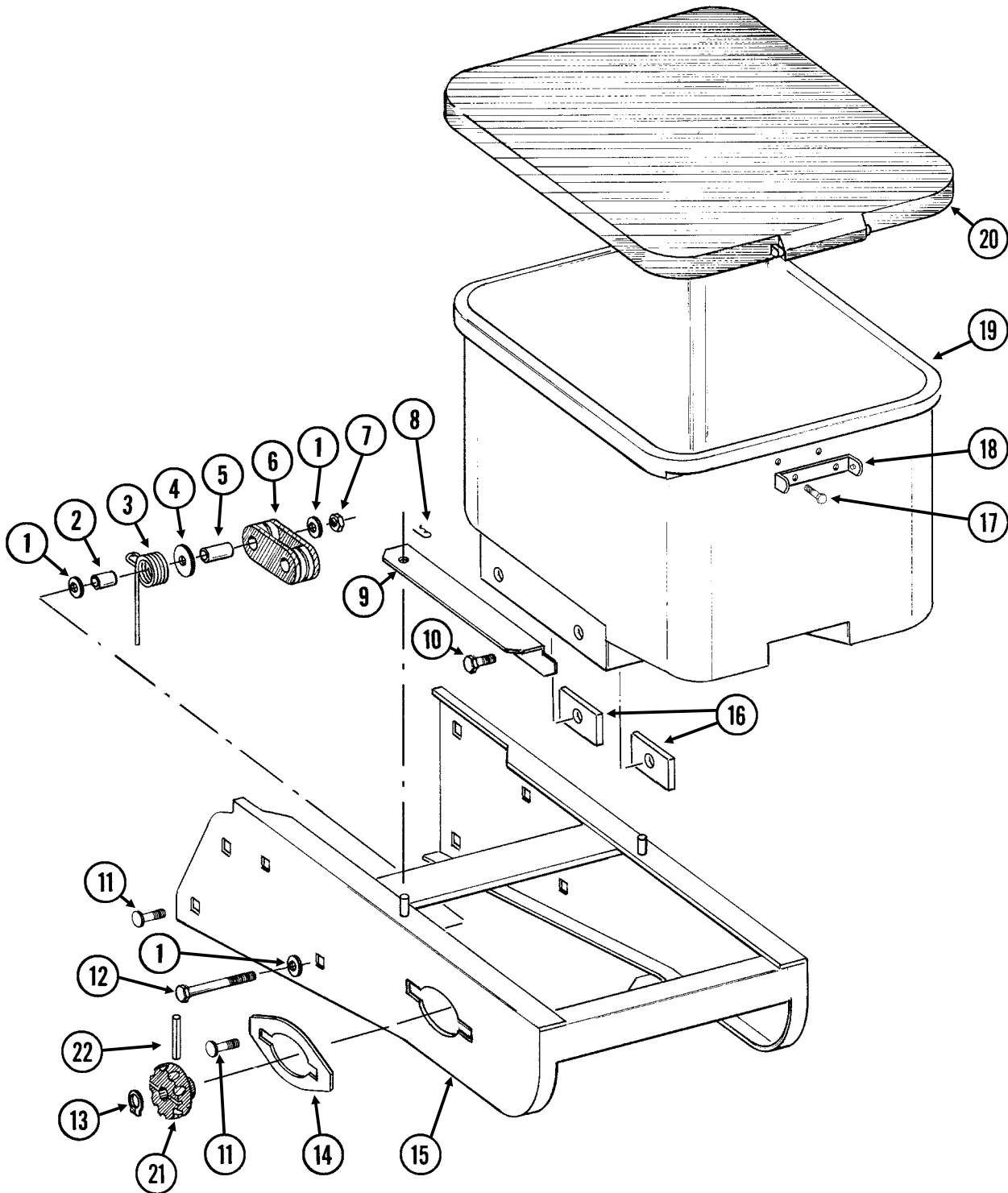
EdgeVac Seed Meter

Model 3110

M0244-02

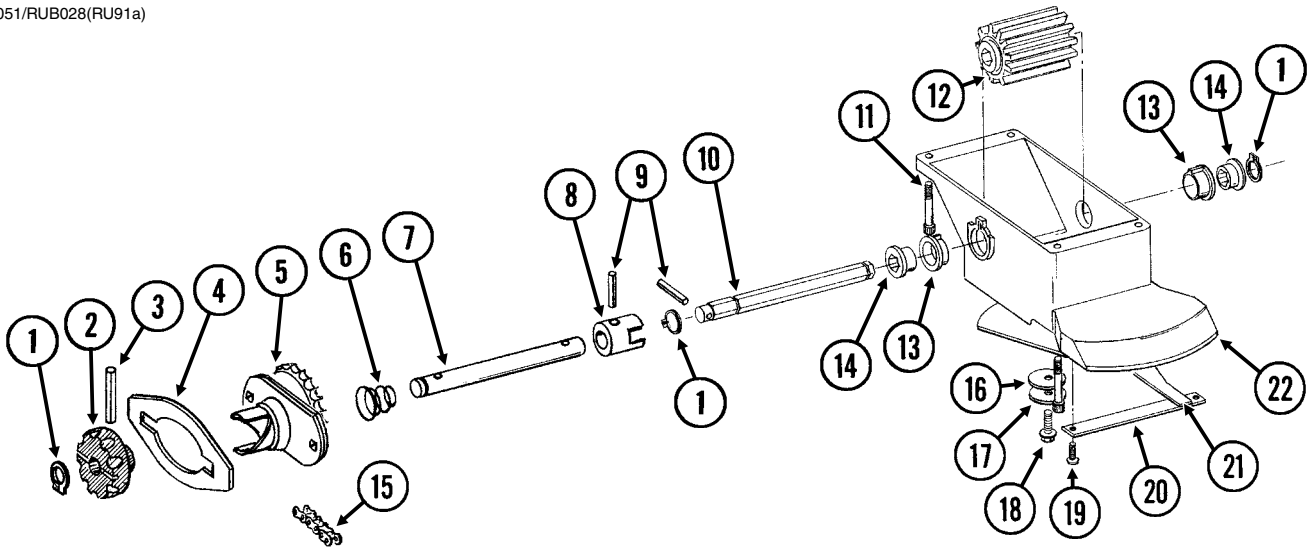
| ITEM | PART NO. | QTY. | DESCRIPTION |
|---------|----------|---|--|
| 1 | GA11911 | 1 | Vacuum Cover W/Elbow And Cap |
| | GD17099 | 1 | 3/16" Hose Barb Elbow |
| | GD17152 | 1 | Cap |
| 2 | GD17049 | - | Seed Disc, Corn/Popcorn, 39 Cell, Light Blue Color-Coded |
| | GD17048 | - | Seed Disc, Low-Rate Corn/Popcorn, 24 Cell, Light Green Color-Coded |
| | GD14467 | - | Seed Disc, Soybean, 60 Cell, Black Color-Coded |
| | GD14468 | - | Seed Disc, High-Rate Soybean, 120 Cell, Dark Blue Color-Coded |
| | GD17050 | - | Seed Disc, Milo/Grain Sorghum, 60 Cell, Yellow Color-Coded |
| | GD17187 | - | Seed Disc, Hill-Drop Cotton, Acid-Delinted, 3 Seeds Per Cell, 20 Cell, Brown Color-Coded |
| | GD18095 | - | Seed Disc, Small Hill-Drop Cotton, Acid-Delinted, 20 Cell (3 Seeds Per Cell), Grey Color-Coded |
| | GD17186 | - | Seed Disc, Cotton, Acid-Delinted/Small Dry Edible Bean, 54 Cell, Dark Green Color-Coded |
| | GD18098 | - | Seed Disc, Small Cotton/Sunflower, 54 Cell, White Color-Coded |
| | GD14477 | - | Seed Disc, Large Dry Edible Bean, 54 Cell, Tan Color-Coded |
| GD24805 | - | Seed Disc, Sugar Beets, 80 Cell, Blue Color-Coded | |
| 3 | GD17028 | 1 | Wall Brush/Vent |
| 4 | GD17021 | 1 | Foam Spacer |
| 5 | GB0328 | 1 | Mount |
| 6 | GA5698 | 1 | Bearing |
| 7 | GD14541 | 1 | Discharge Cover |
| 8 | GA11935 | 1 | Crowder Brush |
| | G11213 | 1 | Hex Socket Head Cap Screw, 1/4"-20 x 3/4" |
| 9 | GB0319 | 1 | Housing |
| 10 | G11009 | 2 | Locking Thumbscrew, 5/16"-18 x 3/4" |
| 11 | GD14592 | 1 | Spring |
| 12 | GB0358 | 1 | Cap |
| | G11173 | 1 | Hex Socket Head Cap Screw, No. 10-24 x 3/8", Stainless Steel |
| 13 | GD15663 | 1 | Brush Adjustment Lever |
| 14 | GA12848 | 1 | Singulator Brush |
| 15 | GD17162 | 3 | Push Nut, 1/8" I.D. |
| 16 | GD17047 | 1 | Air Inlet Screen |
| 17 | G10260 | 1 | Hex Socket Head Cap Screw, 1/4"-20 x 1/2" |
| 18 | G11172 | 4 | Hex Socket Head Shoulder Screw, 1/4"-20 x 3/8", Stainless Steel |
| 19 | G10603 | 1 | Spring Pin, 1/4" x 1 1/4" |
| 20 | G10602 | 1 | Spring Pin, 1/4" x 1 1/2" |
| 21 | GD17104 | 1 | Seed Baffle (Used With 60 Cell Milo/Grain Sorghum Disc, 60 Cell Soybean Disc, 120 Cell High-Rate Soybean Disc And 39 Cell And 24 Cell Popcorn Discs and 80 Cell Sugar Beet Disc) |
| 22 | G11210 | 1 | Rib Neck Bolt, 1/4"-20 x 3/4" |
| | G10323 | 1 | Hex Flange Nut, 1/4"-20, No Serrations |
| 23 | GA12133 | 1 | Cleanout Brush (Used With 60 Cell Milo/Grain Sorghum Disc) |
| 24 | GA12154 | - | Cleanout Brush W/Ball-Type Ejector (Used With 20 Cell Hill-Drop Acid-Delinted Cotton Discs And 54 Cell Acid-Delinted Cotton/Small Dry Edible Bean And Small Cotton/Sunflower Discs) |
| 25 | GD15700 | 1 | Shank Cover, EdgeVac Meter |
| A | G8158X | - | EdgeVac Meter Assembly (Items; 1, 3-20, 22, and 25) |

(METR14d)



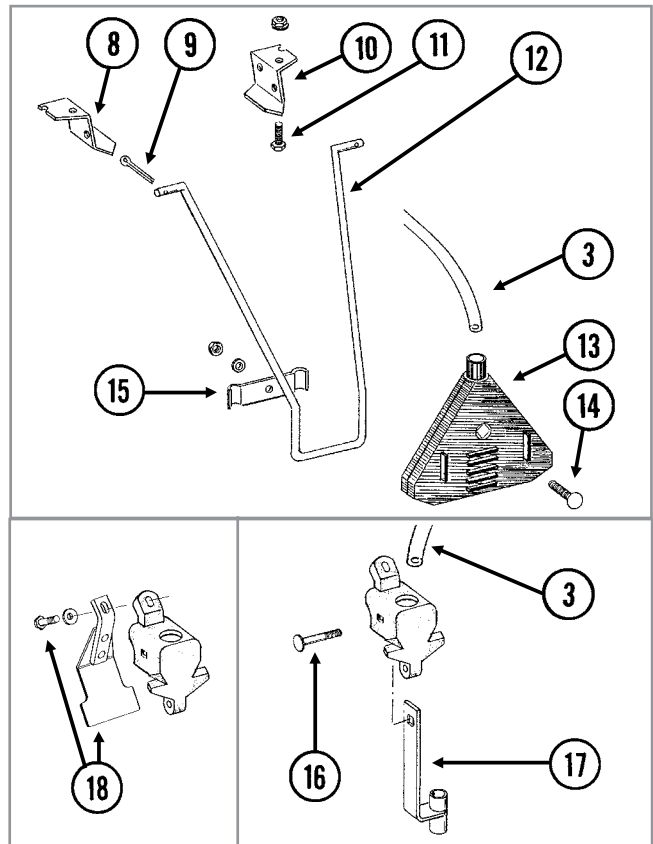
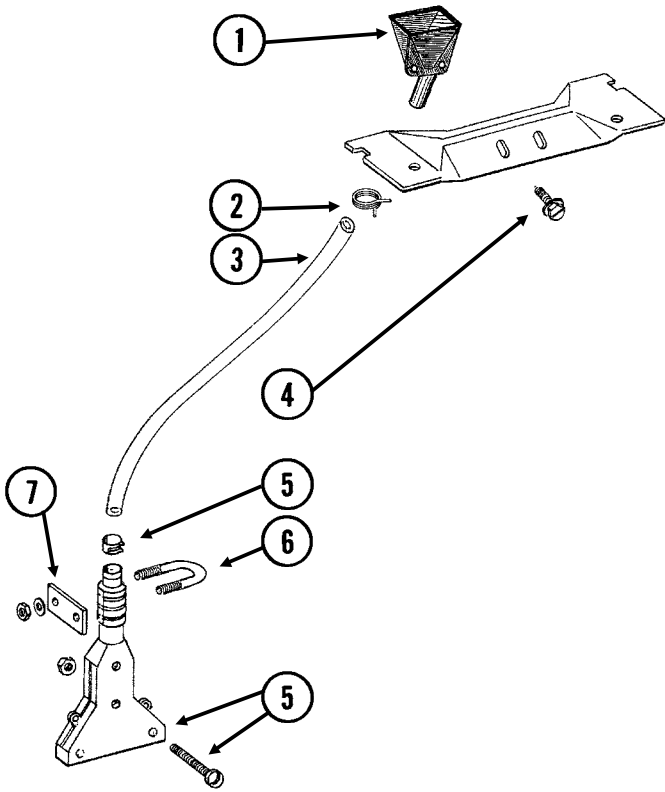
| ITEM | PART NO. | QTY. (Per Row) | DESCRIPTION |
|------|-----------|-------------------|--|
| 1 | G11387 | 3 | Flat Washer, 3/8" SAE |
| 2 | GD2971-10 | 1 | Sleeve, 9/16" Long |
| 3 | GD11219 | 1 | Spring |
| 4 | G10201 | 1 | Special Washer, 3/8" x 1 1/2" O.D. |
| 5 | GD1026 | 1 | Sleeve, 1 3/16" Long |
| 6 | GD11962 | 1 | Idler |
| 7 | G10108 | 1 | Lock Nut, 3/8"-16 |
| 8 | G10670 | 2 | Hair Pin Clip, No. 3 |
| 9 | GD1059L | 1 | Support, L.H. (Shown) |
| | GD1059R | 1 | Support, R.H. |
| 10 | G10002 | 4 | Hex Head Cap Screw, 3/8"-16 x 3/4" |
| | G10229 | 4 | Lock Washer, 3/8" |
| 11 | G10312 | 8 | Carriage Bolt, 5/16"-18 x 3/4" |
| | G10620 | 8 | Serrated Flange Nut, 5/16"-18 |
| 12 | G10325 | 1 | Hex Head Cap Screw, 3/8"-16 x 2 3/4" |
| 13 | G10567 | 3 | External Retaining Ring, 5/8" |
| 14 | GD11305 | 1 | Plate |
| 15 | A10759 | 1 | Hopper Panel Extension (Non-Stock Item) (Sub Wholegoods Order Code 700-01099) |
| 16 | GD11424 | 4 | Block |
| 17 | G10023 | 2 | Hex Head Cap Screw, 1/4"-20 x 3/4" |
| | G10621 | 2 | Serrated Flange Nut, 1/4"-20 |
| 18 | GD1060 | 1 | Hinge |
| 19 | GA8371 | 1 | Hopper |
| 20 | GA4444 | 1 | Lid |
| 21 | GD11239 | 1 | Knob |
| 22 | G10602 | 1 | Spring Pin, 1/4" x 1 1/2" |

RUA051/RUB028(RU91a)



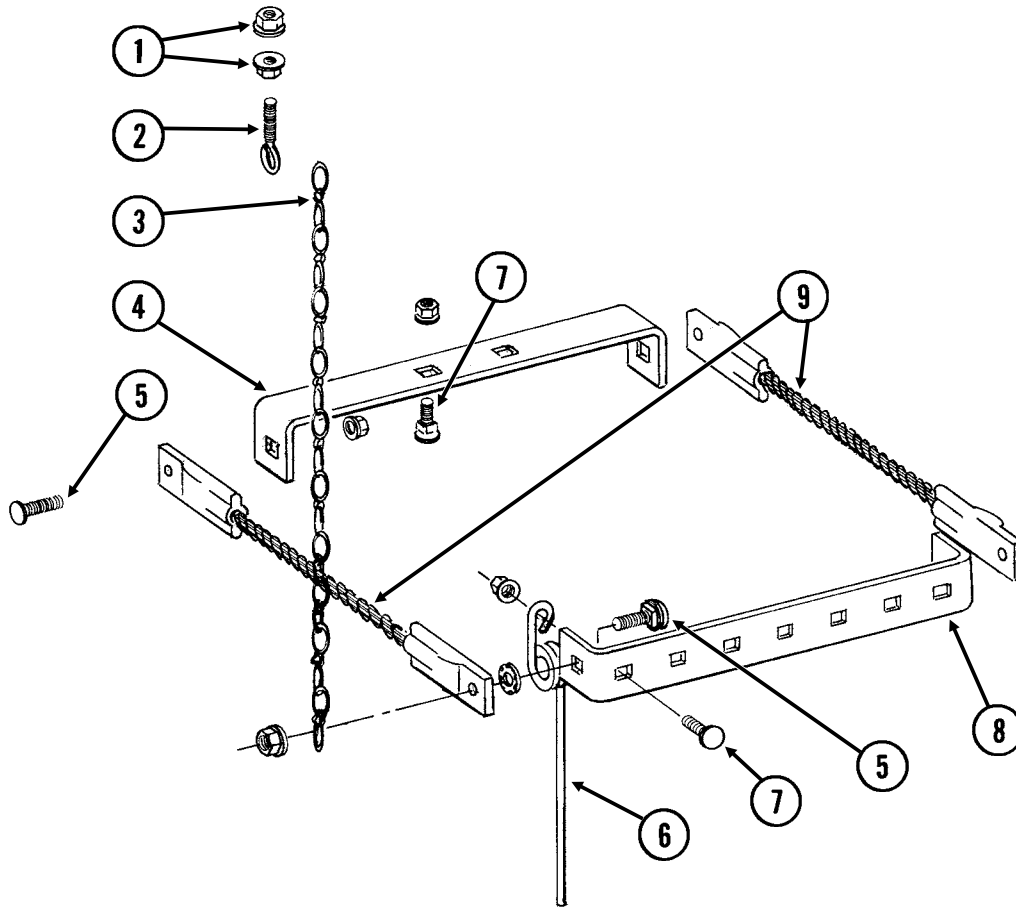
| ITEM | PART NO. | QTY. (Per Row) | DESCRIPTION |
|------|-----------|-------------------|---|
| 1 | G10567 | 3 | External Retaining Ring, 5/8" |
| 2 | GD11239 | 1 | Knob |
| 3 | G10602 | 1 | Spring Pin, 1/4" x 1 1/2" |
| 4 | --- | - | See "Granular Chemical Hopper and Hopper Panel Extension" on page P25 |
| 5 | GA8364 | 1 | Sprocket and Bearing, Drive Clutch, 24 Tooth |
| 6 | GD11413 | 1 | Spring |
| 7 | GD11240 | 1 | Shaft |
| 8 | GB0278 | 1 | Coupler |
| 9 | G10546 | 2 | Spring Pin, 3/16" x 1 1/4" |
| 10 | GD11297 | 1 | Shaft |
| 11 | G10921 | 4 | Hex Socket Head Cap Screw, No. 10-24 x 7/8" |
| 12 | GD7148 | 1 | Feed Roller, Hex Bore |
| 13 | GB0115 | 2 | Bearing |
| 14 | GD7258 | 2 | Hex Bushing |
| 15 | G3303-114 | 1 | Chain, No. 41, 114 Pitch Including Connector Link |
| | GR0196 | 1 | Connector Link, No. 41 |
| 16 | G10660 | 1 | Wave Washer, 1/2" |
| 17 | G11385 | 1 | Flat Washer, 1/4" SAE |
| 18 | G10570 | 1 | Slotted Hex Self-Tapping Screw, 1/4"-20 x 3/4" |
| 19 | G11073 | 2 | Slotted Hex Self-Tapping Screw, No. 10 x 3/8" |
| 20 | GD1061 | 1 | Support Strap |
| 21 | GD1063 | 1 | Metering Gate |
| 22 | GB0116 | 1 | Granular Housing |
| A | GA8326 | - | Granular Chemical Meter Complete (Items 1, 9, 10, 12-14 and 16-22) |
| B | GA8366 | - | Granular Chemical Meter Clutch (Items 1-3 and 5-9) |

RUA061/RUA073(RU101mm/RU83m)



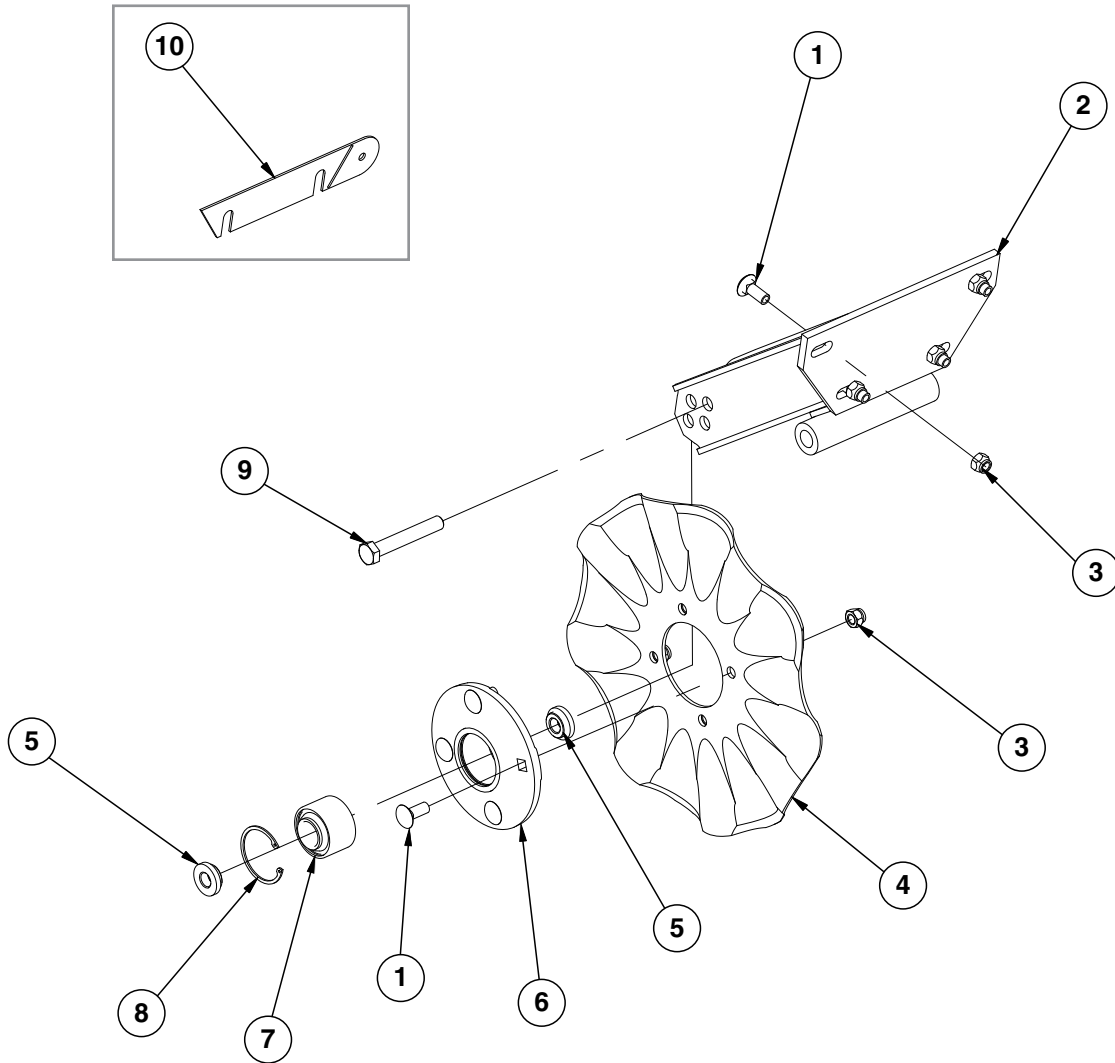
| ITEM | PART NO. | QTY. | DESCRIPTION |
|------|----------|------|--|
| 1 | GD2423 | 1 | Funnel |
| 2 | G11209 | 1 | Wire Hose Clamp, ¾" |
| 3 | GD2947 | 1 | Hose, 7/16" x 28" |
| 4 | G10523 | 2 | Slotted Pan Head Self-Tapping Screw, No. 10 x ½" |
| 5 | GA6907 | 1 | Slope-Compensating Bander W/Hardware (4½" Band Width) |
| | G10864 | 1 | Uni-Clamp |
| | G10757 | 2 | Pan Head Screw, No. 10-32 x 1¼" |
| | G10758 | 2 | Hex Nut, No. 10-32 |
| 6 | GD10963 | 1 | U-Bolt, 1½" x 1⅝" x ¼"-20 |
| | G11385 | 2 | Flat Washer, ¼" SAE |
| | G10110 | 2 | Lock Nut, ¼"-20, Grade B |
| 7 | GD10984 | 1 | Spacer |
| 8 | GD1115L | - | Hanger Bracket, L.H. |
| 9 | G10452 | - | Cotter Pin, ⅛" x ½" |
| 10 | GD1115R | - | Hanger Bracket, R.H. |
| 11 | G10310 | - | Carriage Bolt, ¼"-20 x ¾", Grade 2 |
| | G10227 | - | Lock Washer, ¼" |
| | G10103 | - | Hex Nut, ¼"-20 |
| 12 | GD1116 | - | Hanger |
| 13 | GA2075 | - | Diffuser, 14" Band |
| 14 | G10306 | - | Carriage Bolt, ⅜"-16 x 2" |
| | G10229 | - | Lock Washer, ⅜" |
| | G10101 | - | Hex Nut, ⅜"-16 |
| 15 | GD1118 | - | Clamp |
| 16 | G10315 | 1 | Carriage Bolt, ½"-13 x 2½" (Replaces Existing ½" x 2¼" Hardware) |
| 17 | GA6741 | 1 | Bracket (Straight Drop In-Furrow) |
| 18 | G1K385 | - | Bander Shield Kit W/Hardware and Instruction |
| | G10003 | 1 | Hex Head Cap Screw, ⅜"-16 x 1½" |
| | G11387 | 1 | Flat Washer, ⅜" SAE |

RUA055(RU95)



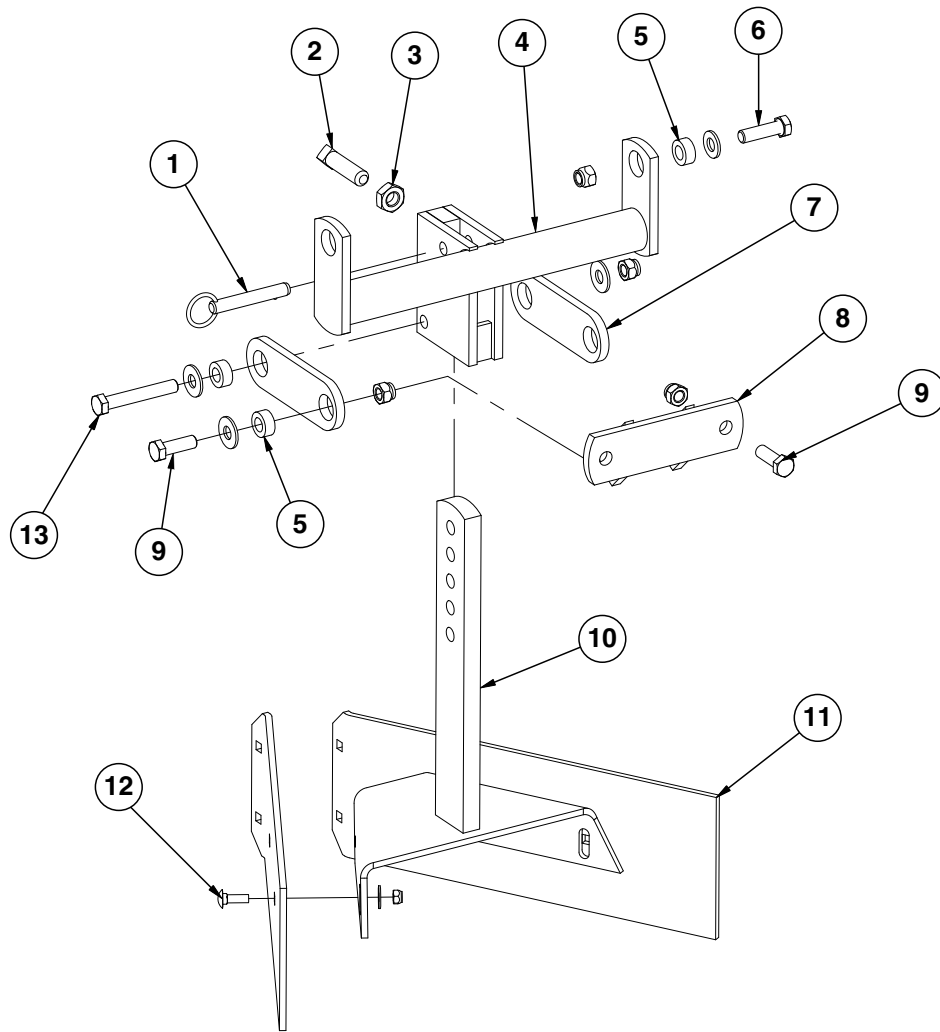
| ITEM | PART NO. | QTY. (Per Row) | DESCRIPTION |
|------|----------|-------------------|----------------------------------|
| 1 | G10621 | 4 | Serrated Flange Nut, 1/4"-20 |
| 2 | GD2460 | 2 | Eyebolt, 1/4"-20 |
| 3 | G3305-01 | 2 | Twin Loop Chain, 9 Links |
| 4 | GD1143 | 1 | Front Bracket |
| 5 | G10305 | 4 | Carriage Bolt, 3/8"-16 x 1" |
| | G10529 | 4 | External Tooth Lock Washer, 3/8" |
| | G10622 | 4 | Serrated Flange Nut, 3/8"-16 |
| 6 | GD1145 | 7 | Spring Tooth |
| 7 | G10305 | 9 | Carriage Bolt, 3/8"-16 x 1" |
| | G10622 | 9 | Serrated Flange Nut, 3/8"-16 |
| 8 | GD1144 | 1 | Rear Bracket |
| 9 | GA2094 | 2 | Cable Assembly |

(IP1279)



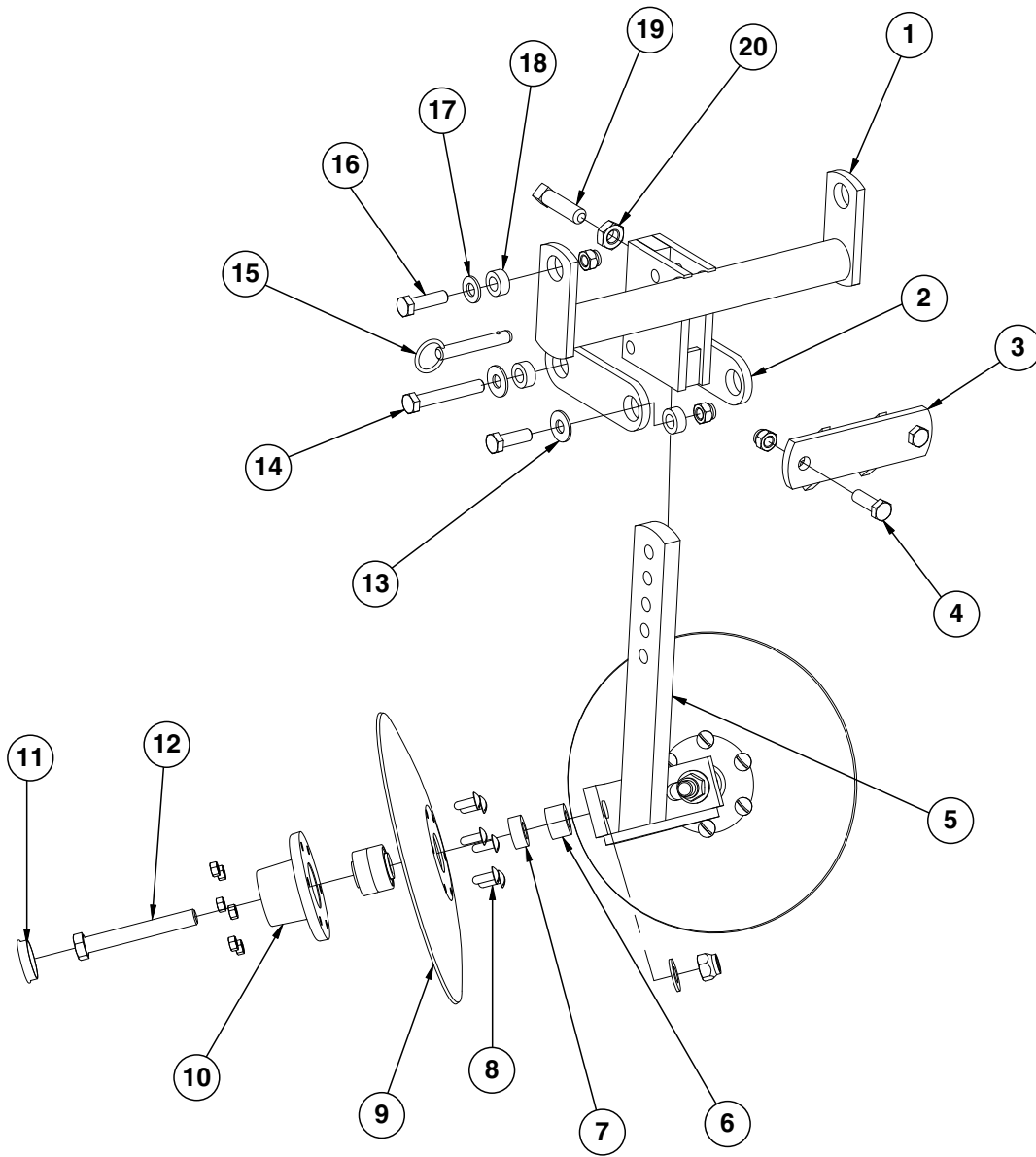
| ITEM | PART NO. | QTY. (Per Row) | DESCRIPTION |
|------|----------|-------------------|---|
| 1 | G10574 | 8 | Carriage Bolt, 1/2"-13 x 1 1/4" |
| 2 | GA11520 | 1 | Arm |
| 3 | G10111 | 8 | Lock Nut, 1/2"-13 |
| 4 | GD7803 | 1 | Disc Blade, Fluted, 1", 8 Flutes (Shown) |
| | GD7804 | - | Disc Blade, Bubbled, 1" |
| | GD9254 | - | Disc Blade, Fluted, 3/4", 13 Flutes |
| 5 | GD11677 | 2 | Adapter |
| 6 | GA8641 | 1 | Hub W/Bearing And Retaining Ring (Includes items 7 and 8) |
| 7 | GA8603 | 1 | Bearing, Double Row |
| 8 | GD19292 | 1 | Retaining Ring (Square), 27/16" |
| 9 | G10036 | 1 | Hex Head Cap Screw, 5/8"-11 x 4" |
| | G10107 | 1 | Lock Nut, 5/8"-11 |
| 10 | GD14398 | 1 | Spacer |

(IP1283)



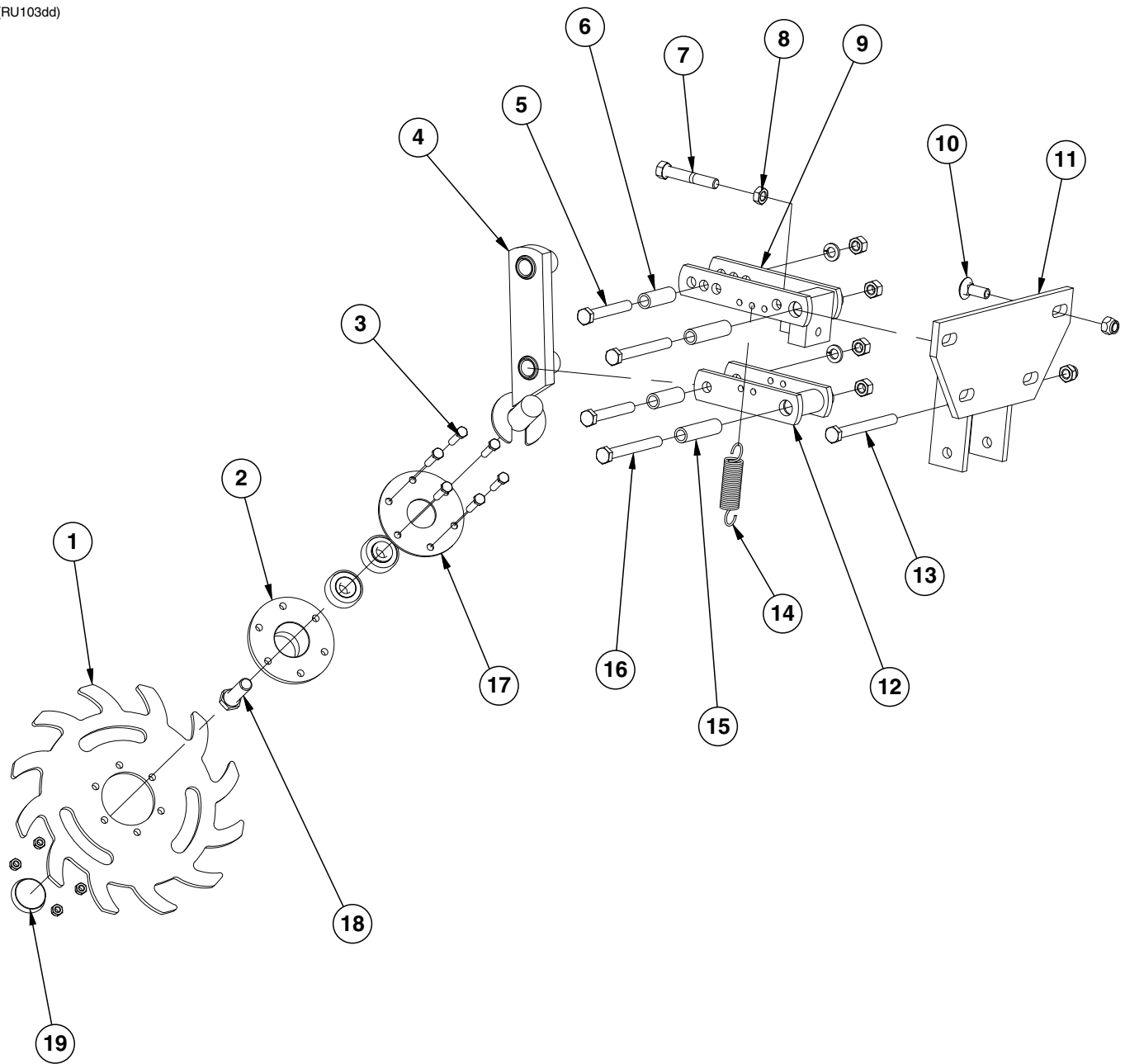
| ITEM | PART NO. | QTY. (Per Row) | DESCRIPTION |
|------|----------|-------------------|--|
| 1 | G10536 | 1 | Detent Pin, 1/2" x 2 1/2" Grip |
| 2 | G10597 | 1 | Square Head Set Screw, 5/8"-11 x 2 1/4" |
| 3 | G10503 | 1 | Hex Jam Nut, 5/8"-11, Grade 2 |
| 4 | GA5719 | 1 | Mounting Bracket |
| 5 | GD7889 | 6 | Bushing, 1" O.D. x 9/16" I.D. x 7/16" Long |
| 6 | G10039 | 2 | Hex Head Cap Screw, 1/2"-13 x 1 3/4" |
| | G11389 | 2 | Flat Washer, 1/2" SAE |
| | G10111 | 2 | Lock Nut, 1/2"-13 |
| 7 | GD7890 | 2 | Link |
| 8 | GA5715 | 1 | Anchor |
| 9 | G10017 | 4 | Hex Head Cap Screw, 1/2"-13 x 1 1/2" |
| | G11389 | 2 | Flat Washer, 1/2" SAE |
| | G10111 | 4 | Lock Nut, 1/2"-13 |
| 10 | GA5892 | 1 | Leveler |
| 11 | GD8266 | 2 | Blade |
| 12 | G10303 | 6 | Carriage Bolt, 5/16"-18 x 1" |
| | G11386 | 4 | Flat Washer, 5/16" SAE |
| | G10109 | 6 | Lock Nut, 5/16"-18, Grade 8 |
| 13 | G10585 | 1 | Hex Head Cap Screw, 1/2"-13 x 3 1/4" |
| | G11389 | 2 | Flat Washer, 1/2" SAE |
| | G10111 | 1 | Lock Nut, 1/2"-13 |

(IP1284)



| ITEM | PART NO. | QTY. (Per Row) | DESCRIPTION |
|------|-----------|-------------------|---|
| 1 | GA5719 | 1 | Mounting Bracket |
| 2 | GD7890 | 2 | Link |
| 3 | GA5715 | 1 | Anchor |
| 4 | G10017 | 2 | Hex Head Cap Screw, 1/2"-13 x 1 1/2" |
| | G10111 | 2 | Lock Nut, 1/2"-13 |
| 5 | GA5718 | 1 | Support Arm |
| 6 | GD7817-01 | 2 | Spacer, 1 1/16" I.D. x 3/4" Long |
| 7 | GD7817-04 | 2 | Spacer, 1 1/16" I.D. x 1/2" Long |
| 8 | G10572 | 12 | Truss Head Slotted Machine Screw, 5/16"-18 x 7/8" |
| | G10106 | 12 | Hex Nut, 5/16"-18 |
| 9 | GD7823 | - | Disc Blade, Solid, 12" (Shown) |
| | GD8307 | - | Disc Blade, Notched, 12" |
| 10 | GA5654 | 2 | Hub W/Bearings |
| | GA2014 | - | Bearing |
| 11 | GD1132 | 2 | Dust Cap |
| 12 | G10318 | 2 | Hex Head Cap Screw, 5/8"-11 x 4 1/2" |
| | G10107 | 2 | Lock Nut, 5/8"-11 |
| | G11391 | 2 | Flat Washer, 5/8" SAE |
| 13 | G11389 | 2 | Flat Washer, 1/2" SAE |
| | G10017 | 2 | Hex Head Cap Screw, 1/2"-13 x 1 1/2" |
| | G10111 | 2 | Lock Nut, 1/2"-13 |
| 14 | G10585 | 1 | Hex Head Cap Screw, 1/2"-13 x 3 1/4" |
| | G11389 | 2 | Flat Washer, 1/2" SAE |
| | G10111 | 1 | Lock Nut, 1/2"-13 |
| 15 | G10536 | 1 | Detent Pin, 1/2" x 2 1/2" Grip |
| 16 | G10039 | 2 | Hex Head Cap Screw, 1/2"-13 x 1 3/4" |
| | G10111 | 2 | Lock Nut, 1/2"-13 |
| 17 | G11389 | 2 | Flat Washer, 1/2" SAE |
| 18 | GD7889 | 6 | Bushing, 1" O.D. x 9/16" I.D. x 7/16" Long |
| 19 | G10597 | 1 | Square Head Set Screw, 5/8"-11 x 2 1/4" |
| 20 | G10503 | 1 | Hex Jam Nut, 5/8"-11, Grade 2 |

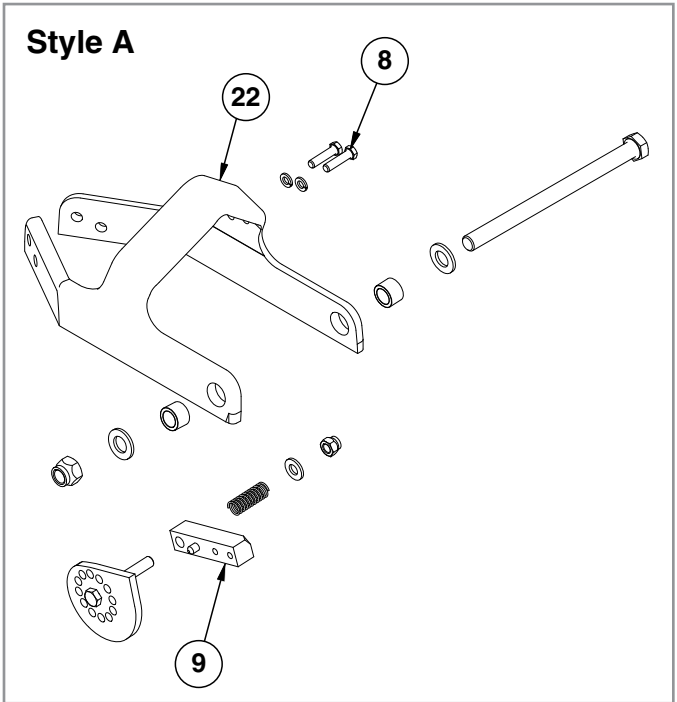
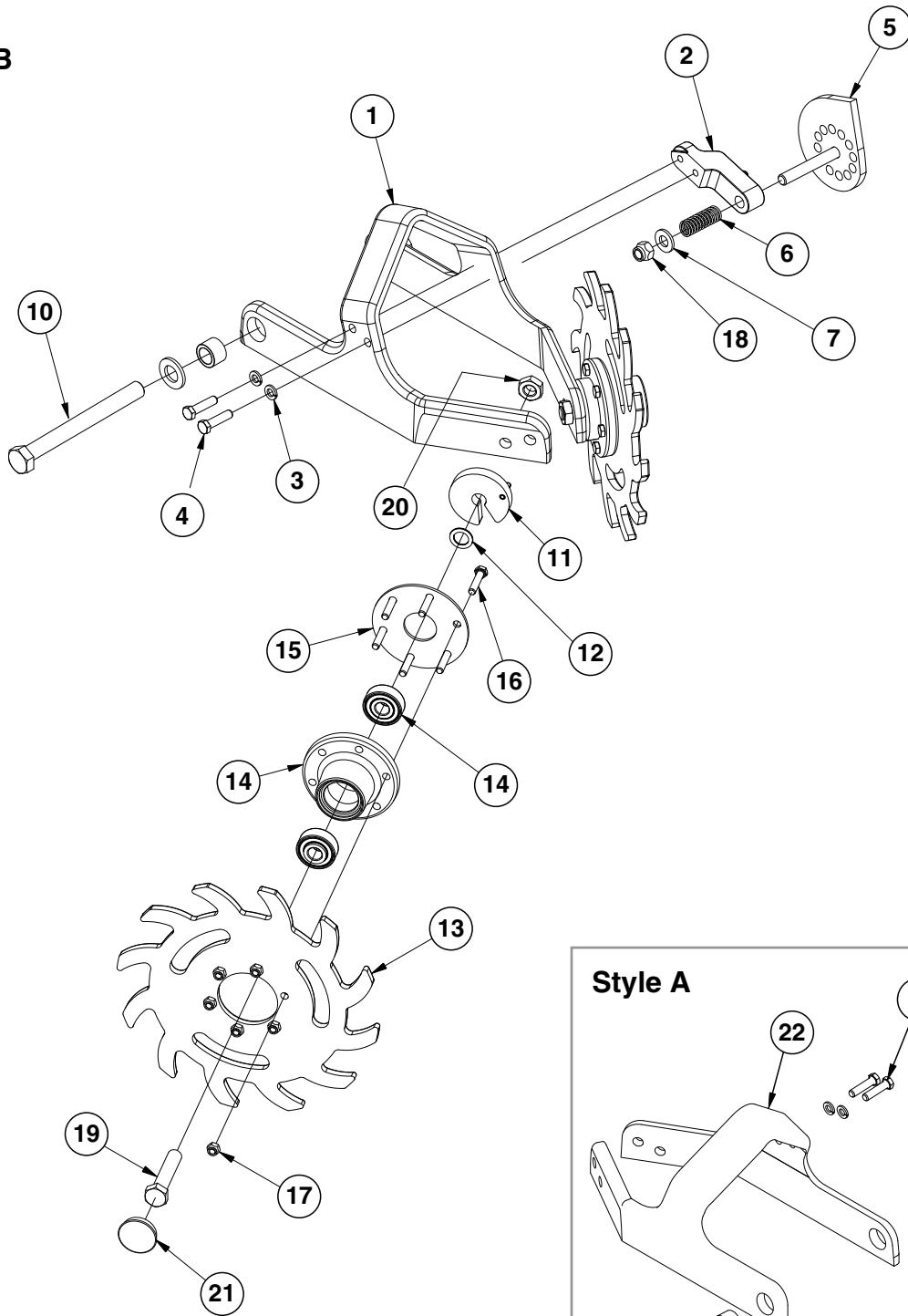
(RU103dd)



| ITEM | PART NO. | QTY. (Per Row) | DESCRIPTION |
|------|----------|-------------------|--|
| 1 | GB0387 | 1 | Wheel, 12 Tine, 3/8" x 12" |
| 2 | GA5654 | 1 | Hub W/Bearings |
| | GA2014 | - | Bearing |
| 3 | G10133 | 6 | Hex Head Cap Screw, 5/16"-18 x 1 1/2" |
| | G10109 | 6 | Lock Nut, 5/16"-18, Grade 8 |
| 4 | GA6838 | 1 | Wheel Mount |
| 5 | G10033 | 2 | Hex Head Cap Screw, 1/2"-13 x 3 1/2" |
| | G10228 | 2 | Lock Washer, 1/2" |
| | G10102 | 2 | Hex Nut, 1/2"-13 |
| 6 | GD9720 | 2 | Spacer, 1/2" x 2 3/16" Long |
| 7 | G10371 | 1 | Hex Head Cap Screw, 1/2"-13 x 3", Full Thread |
| 8 | G10501 | 1 | Hex Jam Nut, 1/2"-13, Grade 2 |
| 9 | GA6833 | 1 | Upper Link |
| 10 | G10574 | 4 | Carriage Bolt, 1/2"-13 x 1 1/4" |
| | G10111 | 4 | Lock Nut, 1/2"-13 |
| 11 | GA6832 | 1 | Mount |
| 12 | GA6834 | 1 | Lower Link |
| 13 | G10348 | 1 | Hex Head Cap Screw, 1/2"-13 x 5" (Lockup Bolt) |
| | G10111 | 1 | Lock Nut, 1/2"-13 |
| 14 | GD5857 | 2 | Spring |
| 15 | GD9715 | 2 | Spacer, 1/2" x 3" Long |
| 16 | G10045 | 2 | Hex Head Cap Screw, 1/2"-13 x 4 1/2" |
| | G10228 | 2 | Lock Washer, 1/2" |
| | G10102 | 2 | Hex Nut, 1/2"-13 |
| 17 | GD9724 | 1 | Backing Plate |
| 18 | G10006 | 1 | Hex Head Cap Screw, 5/8"-11 x 2 1/4" |
| 19 | GD1132 | 1 | Dust Cap |
| A | GA12236 | - | Wheel Assembly, 12 Tine, R.H. (Items 1-3 and 18) |

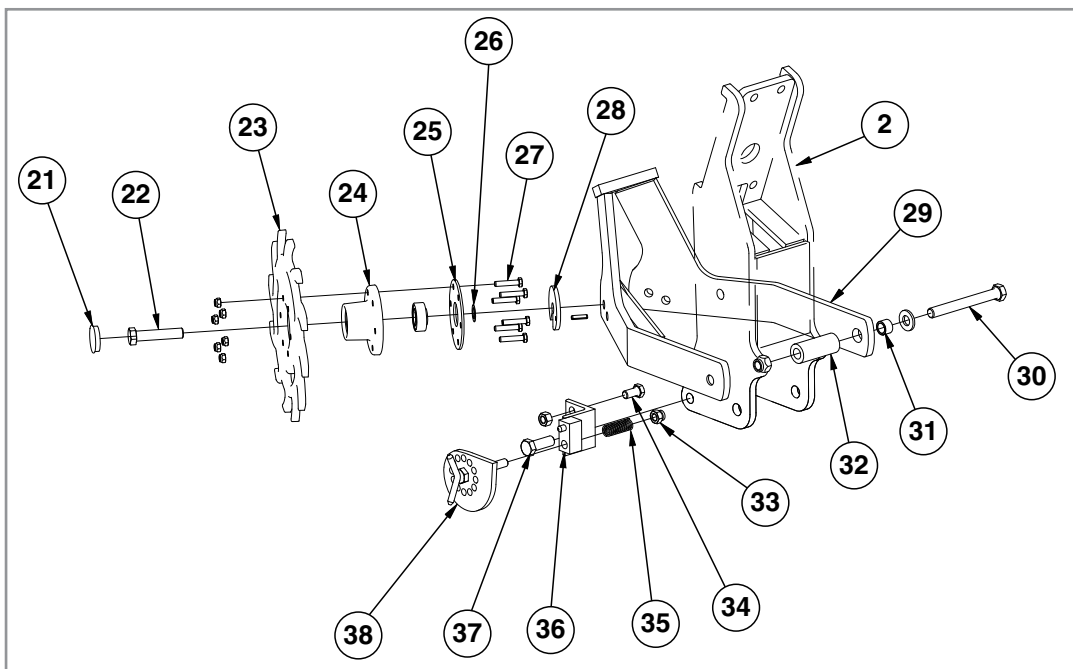
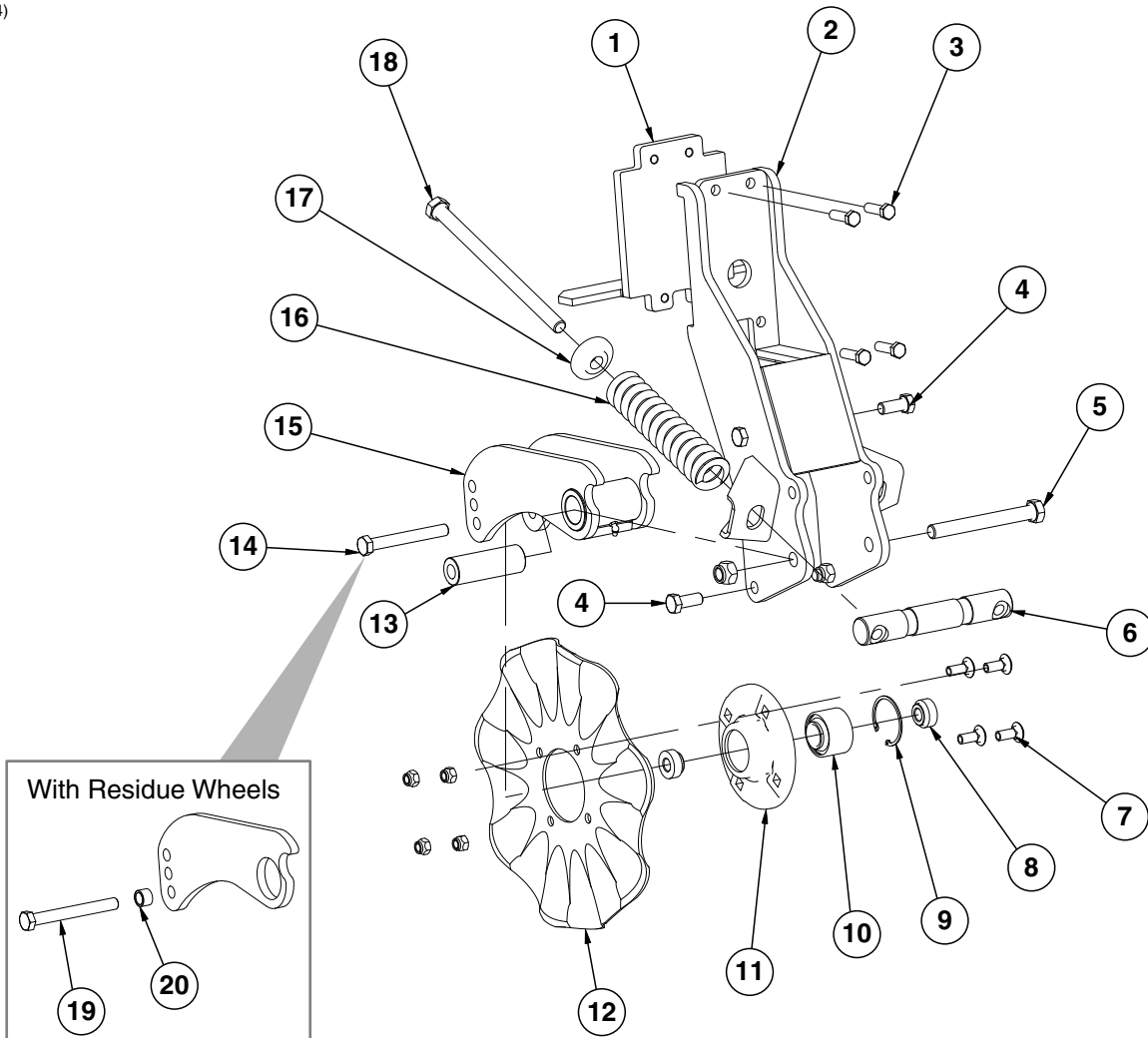
(IP1468)

Style B

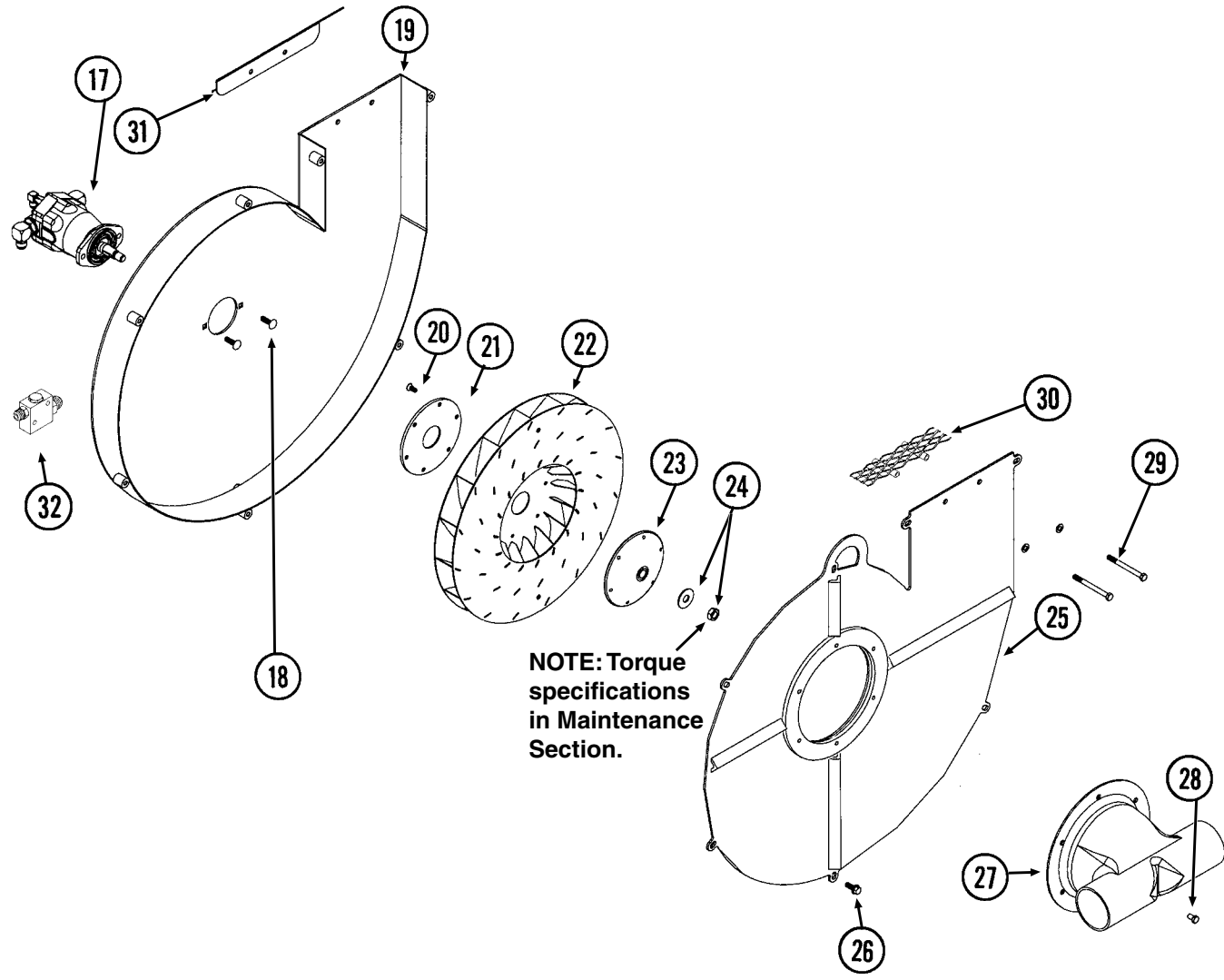
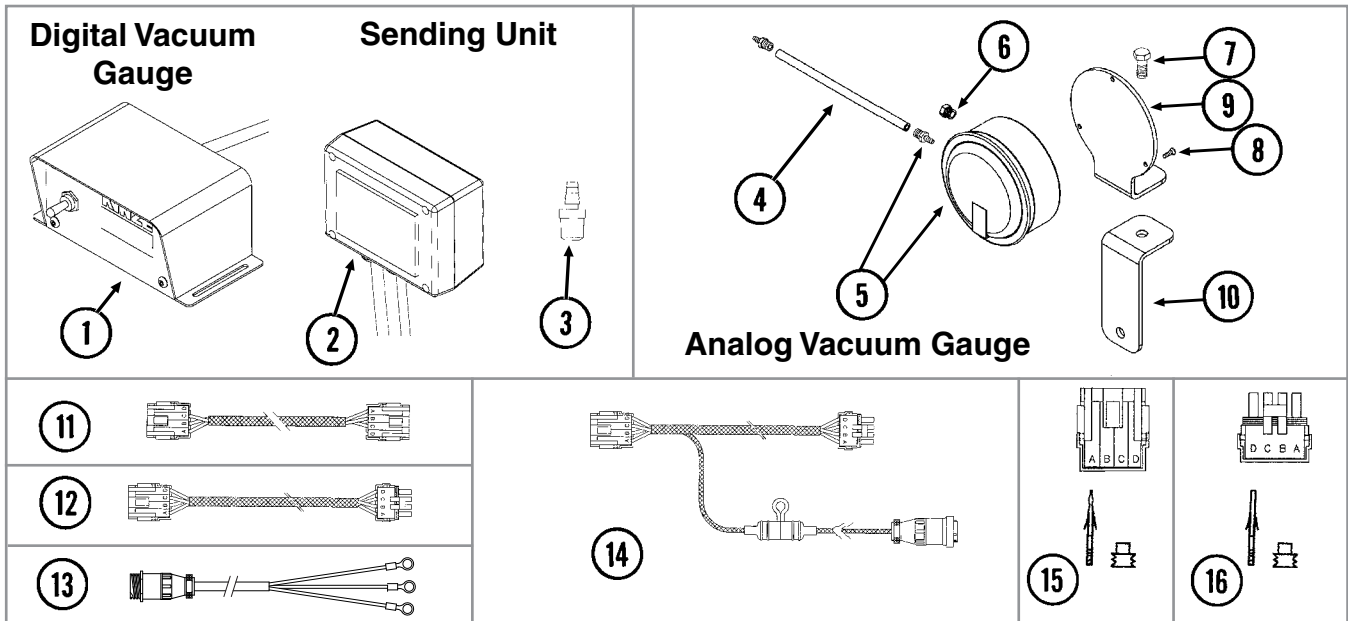


| ITEM | PART NO. | QTY. (Per Row) | DESCRIPTION |
|------|----------|-------------------|--|
| 1 | GB0464 | 1 | Residue Wheel Mount |
| 2 | GD26793 | 1 | Cam Locking Pin |
| 3 | G10229 | 2 | Lock Washer, 3/8" |
| 4 | G10004 | 2 | Hex Head Cap Screw, 3/8"-16 x 1 1/4" |
| 5 | GA14251 | 1 | Cam |
| 6 | GD10519 | 1 | Spring |
| 7 | G11389 | 1 | Flat Washer, 1/2" Plated SAE |
| 8 | G10003 | 2 | Hex Head Cap Screw, 3/8"-16 x 1 1/2" |
| | G10229 | 2 | Lock Washer, 3/8" |
| 9 | GA14250 | 1 | Locking Pin |
| 10 | G11236 | 1 | Hex Head Cap Screw, 3/4"-10 x 10 1/2" |
| | G11392 | 2 | Flat Washer, 3/4" SAE |
| | GB0383 | 2 | Bushing, 1 1/8" O.D. x 25/32" I.D. x 3/4" Long |
| | G11228 | 1 | Lock Nut, 3/4"-10 |
| 11 | GA8760 | 2 | Weed Guard W/Spring Pin |
| | G10765 | - | Spring Pin, 1/4" x 1" |
| 12 | G10213 | 4 | Machine Bushing, 5/8" (.030" Thick) |
| 13 | GB0387 | 2 | Wheel, 12 Tine, 3/8" x 12" |
| 14 | GA5654 | 2 | Hub W/Bearings |
| | GA2014 | - | Bearing |
| 15 | GD9724 | 2 | Backing Plate |
| 16 | G10133 | 12 | Hex Head Cap Screw, 5/16"-18 x 1 1/2" |
| 17 | G10109 | 12 | Lock Nut, 5/16"-18, Grade 8 |
| 18 | G10974 | 1 | Lock Nut W/Nylon Insert, 1/2"-13 |
| 19 | G10010 | 2 | Hex Head Cap Screw, 5/8"-11 x 3" |
| 20 | G10503 | 2 | Hex Jam Nut, 5/8"-11, Grade 2 |
| 21 | GD1132 | 2 | Dust Cap |
| 22 | GB0464 | 1 | Residue Wheel Mount |
| A | GA12235 | - | L.H. Residue Wheel (Items 13-17) |
| B | GA12236 | - | R.H. Residue Wheel (Items 13-17) |

(IP1292/IP1294)

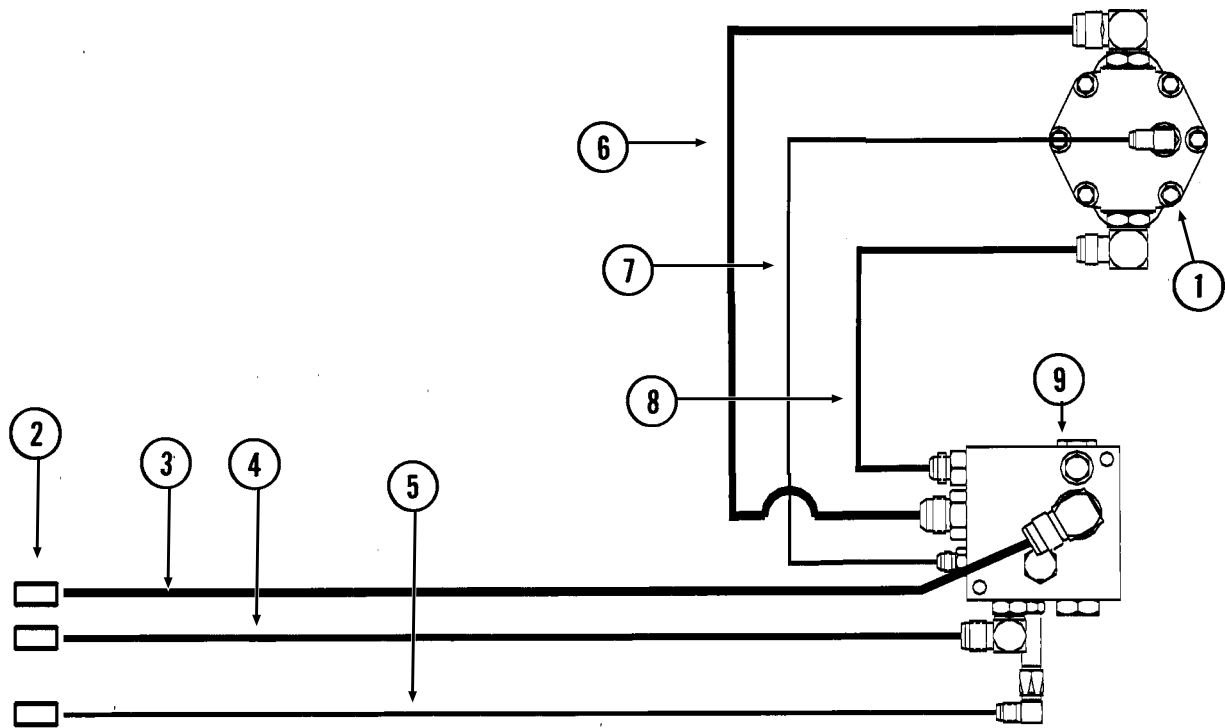


| ITEM | PART NO. | QTY. (Per Row) | DESCRIPTION |
|------|----------|-------------------|--|
| 1 | GA9844 | 1 | Plate W/Angle |
| 2 | GA9131 | 1 | Coulter Frame |
| 3 | G10039 | 4 | Hex Head Cap Screw, 1/2"-13 x 1 3/4" |
| 4 | G10007 | 4 | Hex Head Cap Screw, 5/8"-11 x 1 1/2" |
| | G10107 | 4 | Lock Nut, 5/8"-11 |
| 5 | G10400 | 1 | Hex Head Cap Screw, 3/4"-10 x 6 1/2" |
| | G10112 | 1 | Lock Nut, 3/4"-10 |
| 6 | GD12826 | 1 | Spring Anchor Bar |
| 7 | G10574 | 4 | Carriage Bolt, 1/2"-13 x 1 1/4" |
| | G10111 | 4 | Lock Nut, 1/2"-13 |
| 8 | GD12827 | 2 | Adapter |
| 9 | GD19292 | 1 | Retaining Ring, 2 7/16" |
| 10 | GA8603 | 1 | Bearing, Double Row |
| 11 | GB0291 | 1 | Coulter Hub |
| 12 | GD7803 | 1 | Disc Blade, Fluted, 1", 8 Flutes (Shown) |
| | GD7804 | - | Disc Blade, Bubbled, 1" |
| | GD9254 | - | Disc Blade, Fluted, 3/4", 13 Flutes |
| 13 | GD12829 | 1 | Sleeve |
| 14 | G10046 | 1 | Hex Head Cap Screw, 5/8"-11 x 5" |
| | G10107 | 1 | Lock Nut, 5/8"-11 |
| 15 | GA9845 | 1 | Coulter Arm W/Grease Fitting |
| | G10643 | - | Grease Fitting, 45°, 1/4"-28 |
| 16 | GD12817 | 2 | Compression Spring |
| 17 | GB0213 | 2 | Spring Seat |
| 18 | G11010 | 2 | Hex Head Cap Screw, 3/4"-10 x 12" |
| 19 | G10011 | 1 | Hex Head Cap Screw, 5/8"-11 x 5 1/2" |
| 20 | GB0218 | 1 | Bushing, 2 1/32" I.D. x 7/8" O.D. x 1 9/32" Long |
| 21 | GD1132 | 2 | Dust Cap |
| 22 | G10010 | 2 | Hex Head Cap Screw, 5/8"-11 x 3" |
| | G10503 | 2 | Hex Jam Nut, 5/8"-11, Grade 2 |
| 23 | GB0387 | 2 | Wheel, 12 Tine, 3/8" x 12" |
| 24 | GA5654 | 2 | Hub W/Bearings |
| | GA2014 | 2 | Bearing |
| 25 | GD9724 | 2 | Backing Plate |
| 26 | G10213 | 2 | Machine Bushing, 5/8" (.030" Thick) |
| 27 | G10133 | 12 | Hex Head Cap Screw, 5/16"-18 x 1 1/2" |
| | G10109 | 12 | Lock Nut, 5/16"-18, Grade 8 |
| 28 | GA9862 | 2 | Weed Guard W/Spring Pin |
| | G10765 | 1 | Spring Pin, 1/4" x 1" |
| 29 | GA9865 | 1 | Mount |
| 30 | G10011 | 2 | Hex Head Cap Screw, 5/8"-11 x 5 1/2" |
| | G11391 | 2 | Flat Washer, 5/8" SAE |
| | G10730 | 2 | Lock Nut W/Nylon Insert, 5/8"-11 |
| 31 | GB0218 | 2 | Bushing, 2 1/32" I.D. x 7/8" O.D. x 1 9/32" Long |
| 32 | GD14170 | 2 | Sleeve, 3" |
| 34 | G10014 | 1 | Hex Head Cap Screw, 1/2"-13 x 1" |
| | G10102 | 1 | Hex Nut, 1/2"-13 |
| 33 | G10974 | 1 | Lock Nut W/Nylon Insert, 1/2"-13 |
| 35 | GD10519 | 1 | Spring |
| 36 | GA15312 | 1 | Support |
| 37 | G10005 | 1 | Hex Head Cap Screw, 5/8"-11 x 1 3/4" |
| | G10107 | 1 | Lock Nut, 5/8"-11 |
| 38 | GA9861 | 1 | Cam |
| A | GA12236 | - | Wheel Assembly, 12 Tine, R.H. (Items 23-25 and 27) (Shown) |
| | GA12235 | - | Wheel Assembly, 12 Tine, L.H. (Items 23-25 and 27) |
| B | GA8641 | 1 | Hub W/Bearing And Retaining Ring (Items 9-11) |



| ITEM | PART NO. | QTY. (Per Assy.) | DESCRIPTION |
|------|------------|---------------------|--|
| 1 | GA11154 | 1 | Digital Vacuum Gauge W/4-Pin Connector |
| 2 | GA11156 | 1 | Sending Unit W/ 1/4" Tubing And Harness W/4-Pin Male Connector |
| | GD16224-01 | - | Tubing, 1/4" x 45" |
| | GA11175 | - | Strain Relief |
| 3 | GR1736 | 1 | Hose Barb, 3/16" To 1/8" NPT |
| 4 | GD15849-02 | 1 | Clear Plastic Tubing, 5/16" O.D. x 120" |
| 5 | GA10765 | 1 | Analog Vacuum Gauge W/Hose Barb |
| | GR1777 | - | Hose Barb, 1/8" NPT To 3/16" Barb |
| 6 | GA10799 | 1 | Breather, 1/8" Male NPT |
| 7 | G10001 | 1 | Hex Head Cap Screw, 3/8"-16 x 1" |
| | G10108 | 1 | Lock Nut, 3/8"-16 |
| 8 | G11215 | 3 | Hex Socket Head Cap Screw, No. 6-32 x 3/8", Grade 8 |
| 9 | GD15804 | 1 | Mount |
| 10 | GD15803 | 1 | Support |
| 11 | GA11157 | 1 | Harness, 120" |
| 12 | GA11699 | - | Extension Harness, 180" |
| 13 | GA17547 | - | Power Adapter Cable |
| 14 | GA11155 | 1 | Harness W/Fuse Holder And Fuse, 132" |
| | GD14258 | - | Fuse Holder |
| | GD14660 | - | Fuse, 2 Amp Delay Action |
| | G1K268 | - | Console Cable Connector Kit, Includes: (1) 3-Pin Connector, (1) Cable Clamp, (1) Lock Ring, (3) Female Terminal Pins |
| 15 | GA8328 | - | 4-Pin Connector W/Female Housing, 4 Seals And 4 Pin Contacts |
| 16 | GA8329 | - | 4-Pin Connector W/Male Housing, 4 Seals And 4 Sockets |
| 17 | --- | - | See "Vacuum Fan Hydraulic Motor Assembly" on page P47 |
| 18 | G10599 | 2 | Carriage Bolt, 3/8"-16 x 1 1/4" |
| | G10229 | 2 | Lock Washer, 3/8" |
| | G10101 | 2 | Hex Nut, 3/8"-16 |
| 19 | GA10148 | 1 | Shroud |
| 20 | G11133 | 6 | Hex Socket Head Cap Screw, 5/16"-18 x 3/4", Grade 8 |
| 21 | GD15789 | 1 | Backing Plate |
| 22 | GA10635 | 1 | Impeller |
| 23 | GD15790 | 1 | Hub |
| 24 | G11391 | 1 | Flat Washer, 5/8" SAE |
| | G10499 | 1 | Hex Jam Nut, 5/8"-18, Grade 2 |
| 25 | GA10752 | 1 | Cover |
| 26 | G11124 | 7 | Whiz Lock Bolt, 3/8"-18 x 1" |
| 27 | GD14536 | 1 | Manifold |
| 28 | G11123 | 6 | Whiz Lock Bolt, 3/8"-16 x 3/4" |
| 29 | G10063 | 2 | Hex Head Cap Screw, 3/8"-16 x 4" |
| | G10753 | 2 | Hex Head Cap Screw, 3/8"-16 x 4 1/2" |
| | G11387 | 2 | Flat Washer, 3/8" SAE |
| | G10108 | 2 | Lock Nut, 3/8"-16 |
| 30 | GA11987 | 1 | Screen |
| 31 | GD15863 | 1 | Discharge Deflector |
| 32 | --- | - | See "Vacuum Fan Motor Valve Block Assembly (Located Below Vacuum Fan Assembly)" on page P48 |
| A | GA10143 | - | Vacuum Fan Assembly (Items 17-26 And 29-31) |

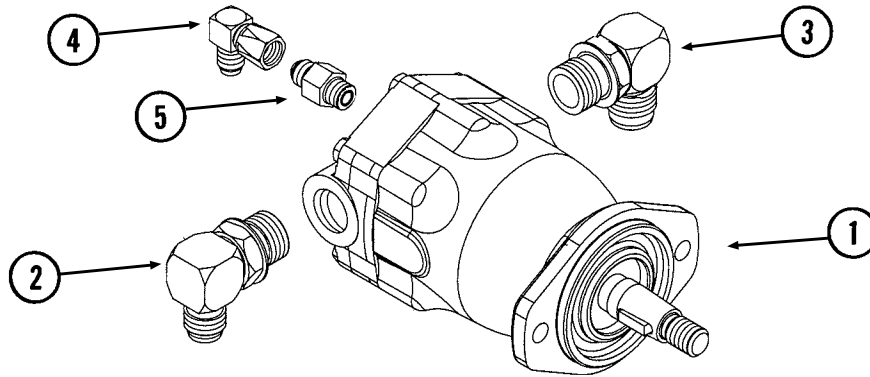
(METR35a)



| ITEM | PART NO. | QTY. (Per Assy.) | DESCRIPTION |
|------|----------|---------------------|---|
| 1 | --- | - | See "Vacuum Fan Hydraulic Motor Assembly" on page P47 |
| 2 | GD4086 | 3 | ISO Coupler |
| 3 | *A3337 | 1 | Hose Assembly, 3/4" x 60" |
| 4 | *A8247 | 1 | Hose Assembly, 1/2" x 60" |
| 5 | *A3266 | 1 | Hose Assembly, 3/8" x 60" |
| 6 | *A3367 | 1 | Hose Assembly, 3/4" x 21" |
| 7 | *A3292 | 1 | Hose Assembly, 3/8" x 23" |
| 8 | *A8273 | 1 | Hose Assembly, 1/2" x 21" |
| 9 | --- | - | See "Vacuum Fan Motor Valve Block Assembly (Located Below Vacuum Fan Assembly)" on page P48 |

* Hydraulic hose is not stocked by Kinze Repair Parts, but can be made available on a special order basis. Call for quote.

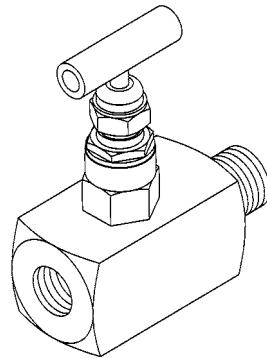
(METR21a)



| ITEM | PART NO. | QTY. | DESCRIPTION |
|------|-----------------------|--------|--|
| 1 | GA10149 GR1734 | 1 - | Hydraulic Motor Seal Kit |
| 2 | G6801-10-12 GR1467 | 1 - | Elbow W/O-Ring, 90°, 7/8"-14 Male JIC To 1 1/16"-12 O-Ring |
| 3 | G6801-12 GR1467 | 1 - | Elbow W/O-Ring, 90°, 1 1/8"-12 Male JIC To O-Ring |
| 4 | G6500-06 | 1 | Swivel Elbow, 90°, 9/16"-18 Male JIC To Female |
| 5 | G6400-06 GR1045 | 1 - | Connector W/O-Ring, 9/16"-18 Male JIC To O-Ring |

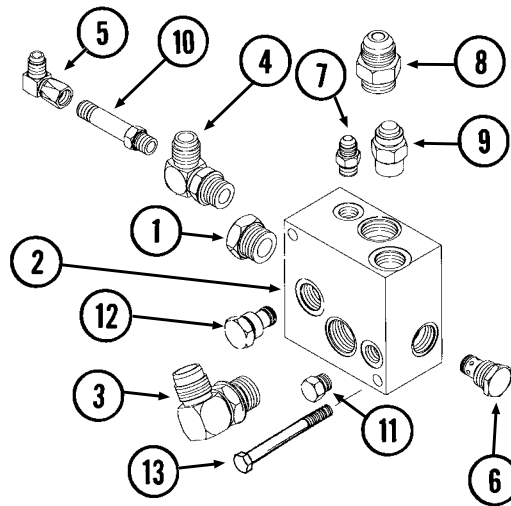
Optional Flow Control Needle Valve Kit

(A11650)



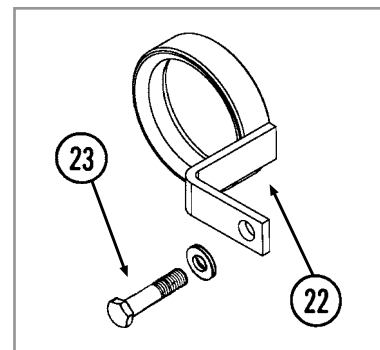
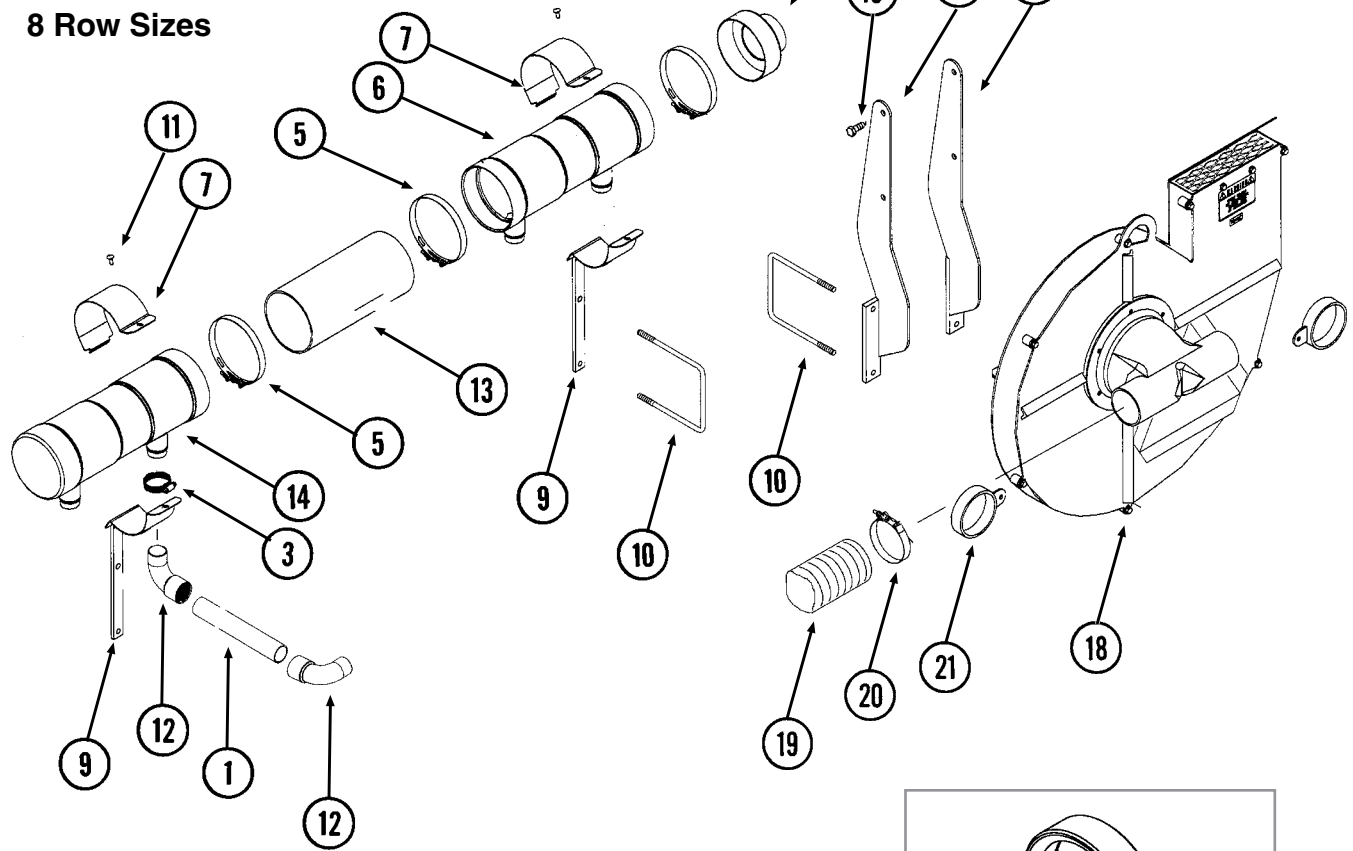
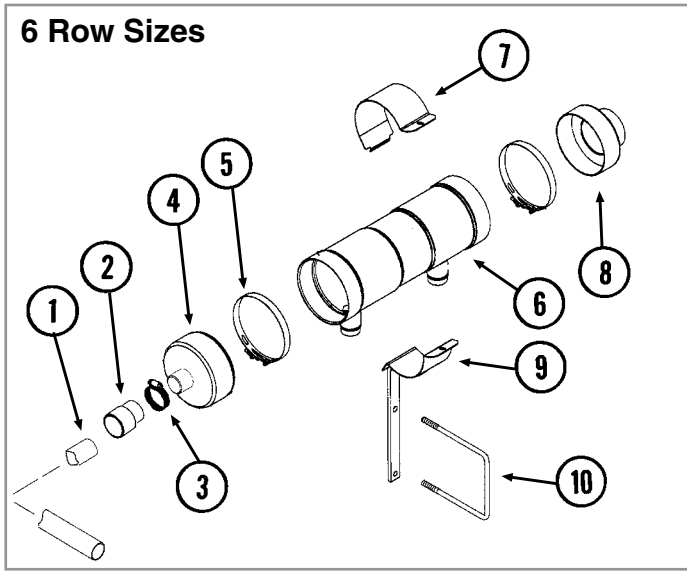
| ITEM | PART NO. | QTY. | DESCRIPTION |
|------|----------|------|---------------------------------|
| 1 | G1K426 | - | Needle Valve Kit W/Instructions |

(A11060a)



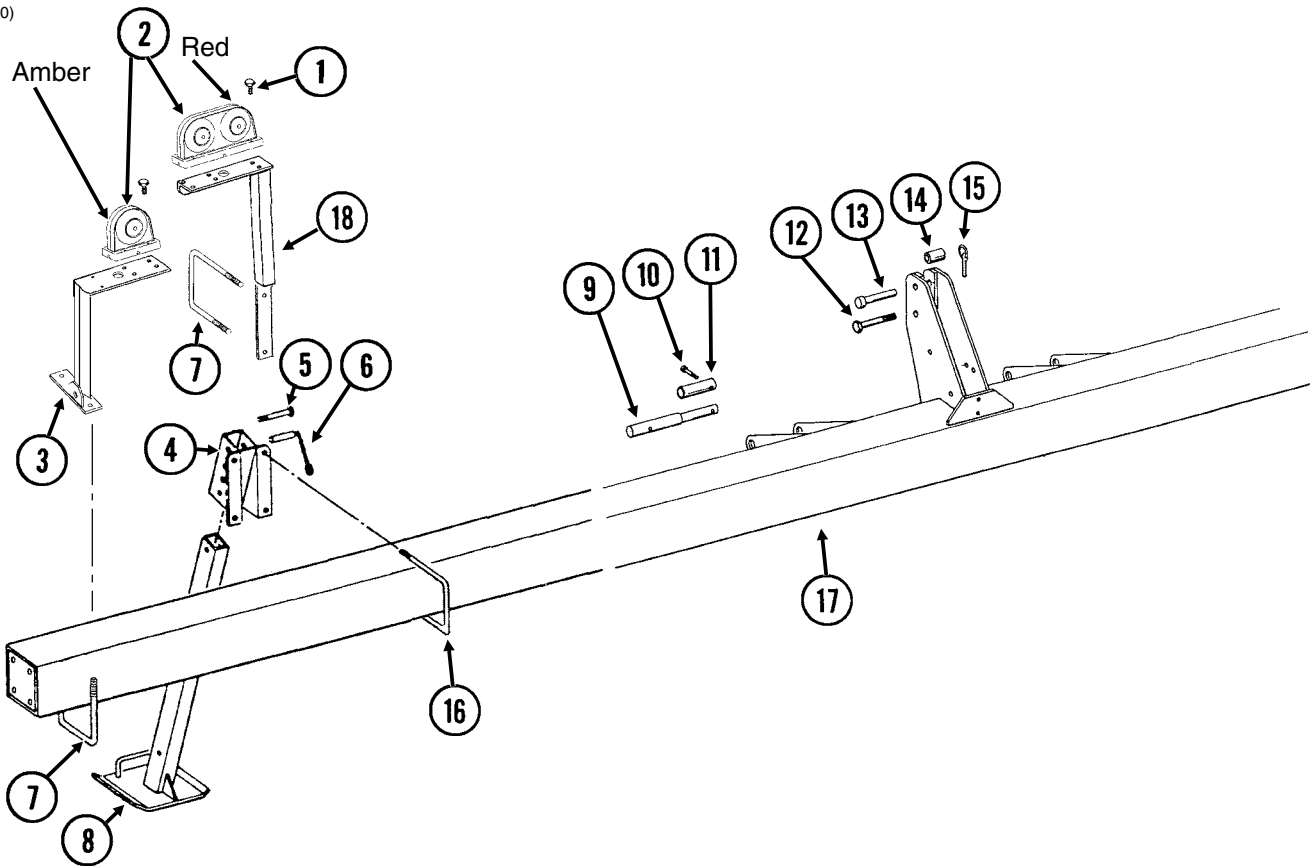
| ITEM | PART NO. | QTY. | DESCRIPTION |
|------|--------------------------------------|------------------|---|
| 1 | G6408-12 GR1467 | 1 - | Plug W/O-Ring, 1 1/16"-12 O-Ring O-Ring |
| 2 | GD16188 | 1 | Valve Block |
| 3 | G6801-12 GR1467 | 1 - | Elbow W/O-Ring, 90°, 1 1/16"-12 Male JIC To O-Ring O-Ring |
| 4 | G6801-10 GR1466 | 1 - | Elbow W/O-Ring, 90°, 7/8"-14 Male JIC To O-Ring O-Ring |
| 5 | G6500-06 | 1 | Swivel Elbow, 90°, 9/16"-18 Male JIC To Female |
| 6 | GA4293 | 1 | Check Valve |
| 7 | G6400-06 GR1045 | 1 - | Connector W/O-Ring, 9/16"-18 Male JIC To O-Ring O-Ring |
| 8 | G6400-12 GR1467 | 1 - | Connector W/O-Ring, 1 1/16"-12 Male JIC To O-Ring O-Ring |
| 9 | G6400-10 GR1466 | 1 - | Connector W/O-Ring, 7/8"-14 Male JIC To O-Ring O-Ring |
| 10 | G6400-L-06 GR1045 | 1 - | Long Connector W/O-Ring, 9/16"-18 Male JIC To O-Ring O-Ring |
| 11 | G6408-06 GR1045 | 1 - | Plug W/O-Ring, 9/16"-18 O-Ring O-Ring |
| 12 | GA11934 | 1 | Relief Valve Cartridge |
| 13 | G10038 G11389 G10228 G10102 | 2 2 2 2 | Hex Head Cap Screw, 1/2"-13 x 3" Flat Washer, 1/2" Plated SAE Lock Washer, 1/2" Hex Nut, 1/2"-13 |

(MT37a/METR36a)



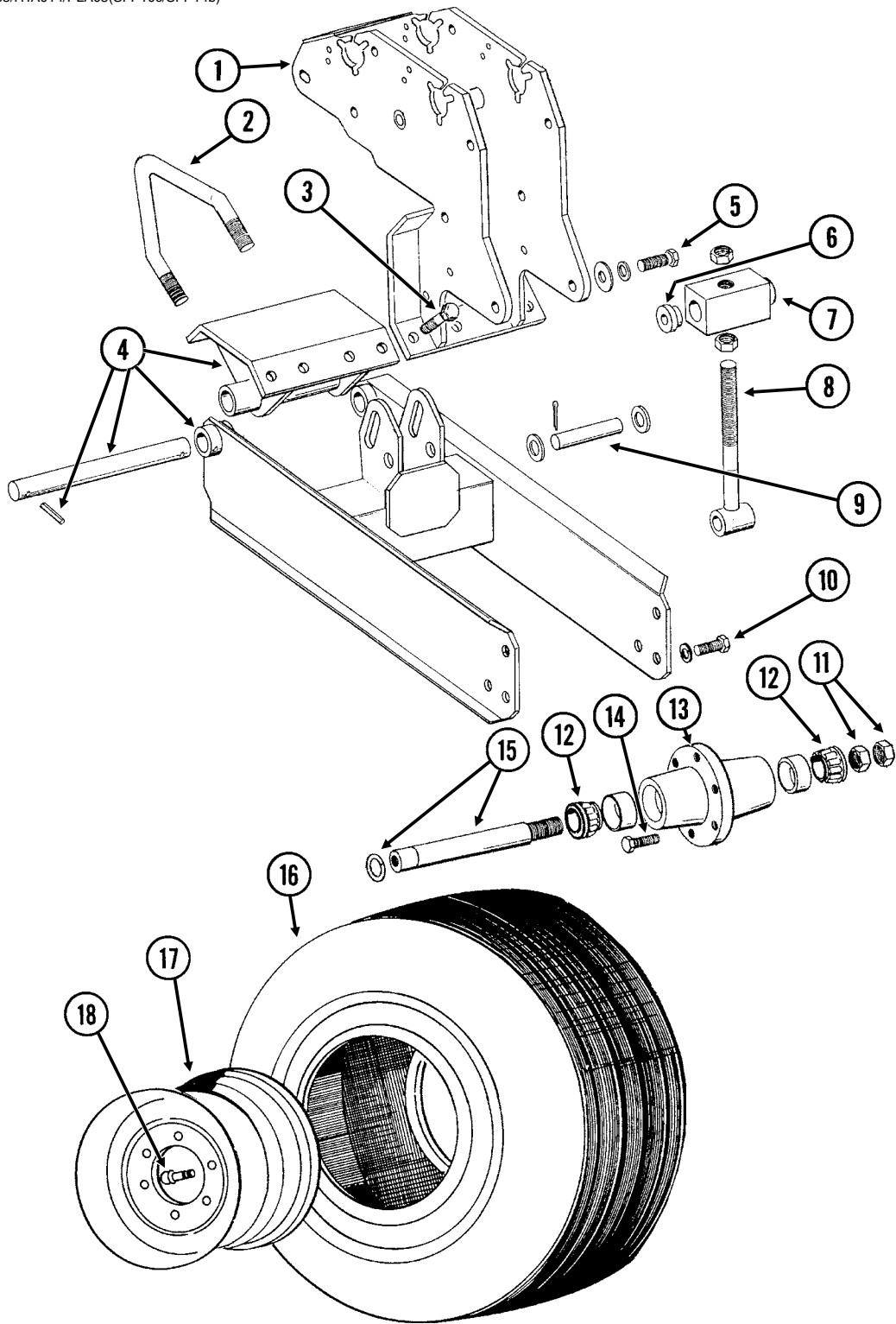
| ITEM | PART NO. | QTY. | DESCRIPTION |
|------|------------|------|--|
| 1 | GD15792-10 | - | Hose, 2" x 60" |
| | GD15792-15 | - | Hose, 2" x 120" |
| 2 | GD14627 | 2 | Coupler, 2", 6 Row 36"/38"/40" |
| 3 | G10676 | 2 | Hose Clamp, No. 36 |
| 4 | GA11065 | 2 | End Cap, 2" |
| 5 | G11145 | 4-6 | T-Bolt Clamp, 7" |
| 6 | GD15799 | 2 | Manifold, 19 1/2" Long (Open Both Ends) |
| 7 | GD15854 | 2-4 | Clamp |
| 8 | GA11061 | 1 | End, 4" |
| 9 | GA10808 | 2-4 | Mount |
| 10 | GD7145 | 4-6 | U-Bolt, 7" x 7" x 1/2"-13 |
| | G10228 | 8-12 | Lock Washer, 1/2" |
| | G10102 | 8-12 | Hex Nut, 1/2"-13 |
| 11 | G10312 | 2-4 | Carriage Bolt, 5/16"-18 x 3/4" |
| | G10620 | 2-4 | Serrated Flange Nut, 5/16"-18 |
| 12 | GD14626 | - | Elbow, 90°, 2" |
| 13 | GD15856-01 | 2 | Pipe, 6" x 14", 8 Row 30" |
| | GD15856-02 | - | Pipe, 6" x 20", 8 Row 36"/38"/40" |
| 14 | GD15850 | 2 | Manifold, 21" (Open One End) |
| 15 | G10037 | 4 | Hex Head Cap Screw, 1/2"-13 x 1 1/4" |
| | G10228 | 4 | Lock Washer, 1/2" |
| | G10102 | 4 | Hex Nut, 1/2"-13 |
| 16 | GA10767 | 1 | Mount, L.H. |
| 17 | GA10768 | 1 | Mount, R.H. |
| 18 | --- | - | See "Digital Vacuum Gauge, Analog Vacuum Gauge, and Vacuum Fan Assembly" on page P43 |
| 19 | GD15791-03 | 2 | Hose, 4" x 46" |
| 20 | G11137 | 4 | T-Bolt Clamp, 4 1/4" |
| 21 | GA11062 | 2 | Guide, 4" |
| 22 | GA10824 | 2 | Hose Protector |
| 23 | G10038 | 2 | Hex Head Cap Screw, 1/2"-13 x 3" (At Transmission Assembly) |
| | G11389 | 2 | Flat Washer, 1/2" Plated SAE |
| | G10228 | 2 | Lock Washer, 1/2" |
| | G10102 | 2 | Hex Nut, 1/2"-13 |
| | G10104 | 2 | Hex Nut, 5/8"-11 (At U-Bolt On Row Unit) |

(MT40)



| ITEM | PART NO. | QTY. | DESCRIPTION |
|------|----------|------|--|
| 1 | G10064 | 16 | Hex Head Cap Screw, 1/4"-20 x 1" |
| | G11385 | 16 | Flat Washer, 1/4" SAE |
| | G10110 | 16 | Lock Nut, 1/4"-20, Grade B |
| 2 | --- | - | See "Electrical Components" on page P77 |
| 3 | GA6824 | 1 | Bracket, R.H. (Shown) |
| | GA6823 | 1 | Bracket, L.H. |
| 4 | GA4707 | 2 | Mount |
| 5 | G10016 | 2 | Hex Head Cap Screw, 1/2"-13 x 2" |
| | G10111 | 2 | Lock Nut, 1/2"-13 |
| 6 | GA4733 | 2 | Detent Pin W/Chain |
| 7 | GD7145 | 4 | U-Bolt, 7" x 7" x 1/2"-13 |
| | G10228 | 8 | Lock Washer, 1/2" |
| | G10102 | 8 | Hex Nut, 1/2"-13 |
| 8 | GA4732 | 2 | Parking Stand |
| 9 | GD9750 | 2 | Pin, 11 3/4" Long |
| 10 | G10048 | 4 | Hex Head Cap Screw, 3/8"-16 x 2" |
| | G10108 | 4 | Lock Nut, 3/8"-16 |
| 11 | GD9749 | 2 | Bushing, 3 3/4" |
| 12 | G10678 | 1 | Hex Head Cap Screw, 1"-8 x 5 1/2" (Category 2) |
| | G10396 | 1 | Lock Nut, 1"-8 |
| 13 | GA6078 | 1 | Pin, 1" x 4 1/2" (Category 3N And 3) |
| 14 | GD8701 | 1 | Bushing, 2" |
| 15 | GD2557 | 3 | Lynch Pin, 7/16" |
| 16 | GD1114 | 4 | U-Bolt, 7" x 7" x 5/8"-11 |
| | G10230 | 8 | Lock Washer, 5/8" |
| | G10104 | 8 | Hex Nut, 5/8"-11 |
| 17 | A6911 | - | Toolbar, 7" x 7" x 180", 6 Row 30" (Non-Stock Item) |
| | A6912 | - | Toolbar, 7" x 7" x 230", 6 Row 36"/38"/40" (Non-Stock Item) |
| | A6913 | - | Toolbar, 7" x 7" x 240", 8 Row 30" (Non-Stock Item) |
| | A6914 | - | Toolbar, 7" x 7" x 310", 8 Row 36"/38"/40" (Non-Stock Item) |
| 18 | GA10781 | 1 | Bracket, L.H. (Shown) |
| | GA10782 | 1 | Bracket, R.H. |

PLA029/PLA028/PTD085/HTA014/PLA05(SFP10c/SFP14b)

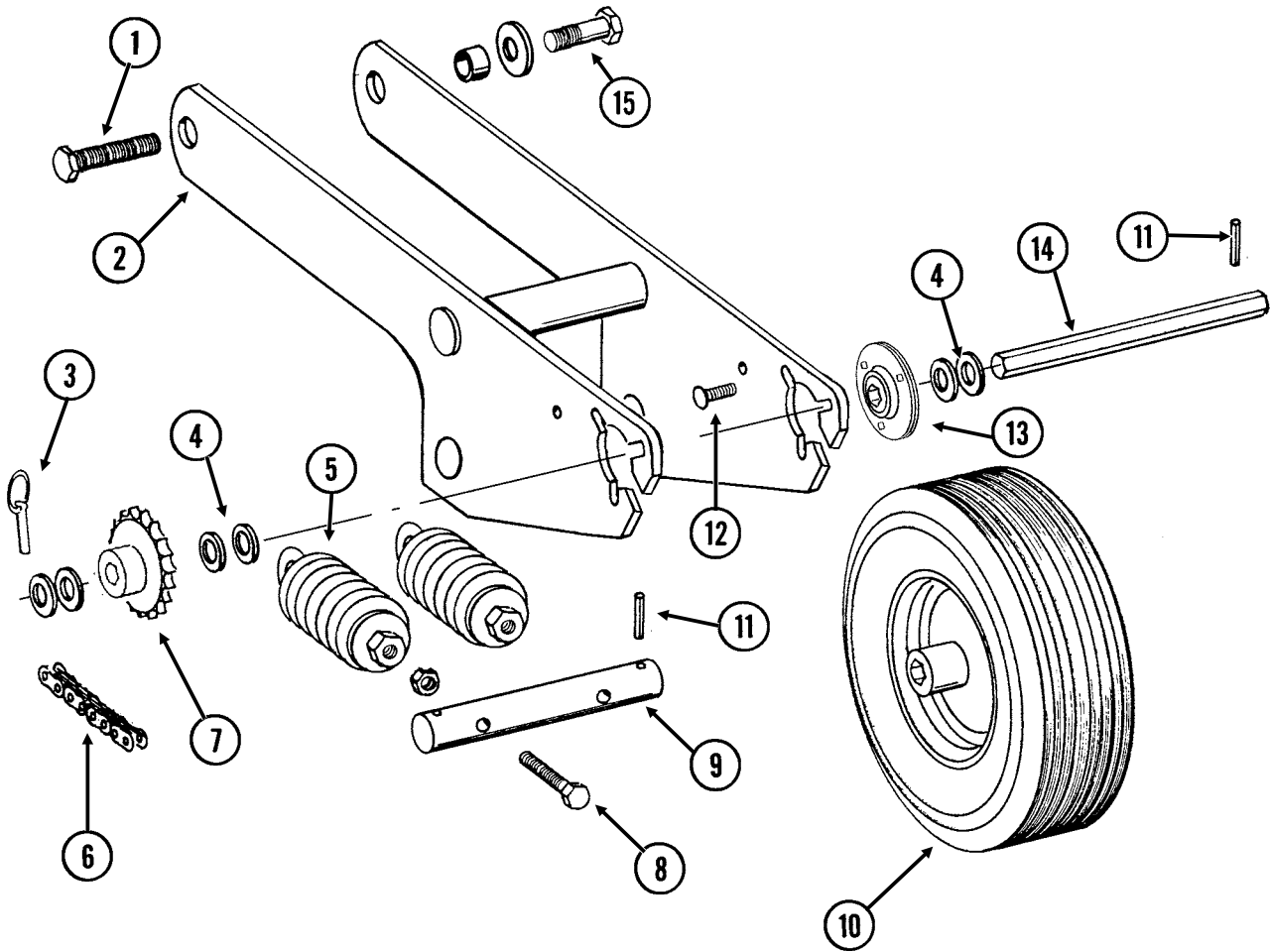


| ITEM | PART NO. | QTY. (Per Assy.) | DESCRIPTION |
|------|----------|---------------------|---|
| 1 | --- | - | See "Seed Rate Transmission and Module Drive Assembly" on page P57 |
| 2 | GD8175 | 2 | U-Bolt, 7" x 7" x 5/8"-11 (Diamond) |
| | G11391 | 4 | Flat Washer, 5/8" SAE |
| | G10230 | 4 | Lock Washer, 5/8" |
| | G10104 | 4 | Hex Nut, 5/8"-11 |
| 3 | G10005 | 4 | Hex Head Cap Screw, 5/8"-11 x 1 3/4" |
| | G11391 | 4 | Flat Washer, 5/8" SAE |
| | G10230 | 4 | Lock Washer, 5/8" |
| | G10104 | 4 | Hex Nut, 5/8"-11 |
| 4 | GA7294 | 1 | Arm W/Pin, Lower Clamp And Spring Pins |
| | GD5804 | 1 | Pin, 1 1/4" x 12" |
| | GA7295 | 1 | Clamp W/Grease Fittings |
| | G10641 | - | Grease Fitting, 1/8" NPT |
| | G10610 | - | Spring Pin, 3/8" x 2" |
| 5 | G10026 | 2 | Hex Head Cap Screw, 3/4"-10 x 2" |
| | G11392 | 2 | Flat Washer, 3/4" SAE |
| | G10231 | 2 | Lock Washer, 3/4" |
| 6 | GD10403 | 2 | Concentric Spacer |
| 7 | GD10328 | 1 | Adjustment Block |
| 8 | GA4705 | 1 | Adjusting Screw |
| | G10117 | 2 | Hex Nut, 1"-8 |
| 9 | GD7041 | 1 | Pin, 1" x 4" |
| | G10082 | 2 | Flat Washer, 1" SAE |
| | G10459 | 2 | Cotter Pin, 3/16" x 1 1/2" |
| 10 | G10026 | 2 | Hex Head Cap Screw, 3/4"-10 x 2" |
| | G10231 | 2 | Lock Washer, 3/4" |
| 11 | G11081 | - | Hex Jam Nut, 1 1/2"-12, Grade 2 |
| 12 | GA0895 | 2 | Bearing |
| 13 | GA2148 | 1 | Hub W/Cups, 6 Bolt |
| | GR0434 | - | Cup |
| 14 | GR0270 | 6 | Lug Bolt, 9/16"-18 |
| 15 | GA2558 | 1 | Spindle W/Round External Retaining Ring, 9 1/2" |
| | GD11490 | - | Round External Retaining Ring |
| 16 | GD0844 | 1 | Tire, 7.60" x 15", 8 Ply (Specify Brand*) |
| 17 | GA5196 | 1 | Wheel W/Valve Protector, 5" x 15" |
| 18 | GD1166 | 1 | Valve Stem |
| A | GA2147 | - | Hub And Spindle Assembly (Items 11, 12, 13, and 15) |
| B | GA10660 | - | Ground Drive and Contact Wheel Assembly, R.H. (Items 1-18 On This Page, Items 2-15 See "Contact Drive Wheel Assembly" on page P55 , Items 1-10 And 12-40 See "Seed Rate Transmission and Module Drive Assembly" on page P57 and Items 2-20 See "Module Drive" on page P59 |
| | GA10661 | - | Ground Drive And Contact Wheel Assembly, L.H. (Items 1-18 On This Page, Items 2-15 See "Contact Drive Wheel Assembly" on page P55 , Items 1-10 And 12-40 See "Seed Rate Transmission and Module Drive Assembly" on page P57 and Items 2-20 See "Module Drive" on page P59 |

*Specific brand requests will be supplied only as available from current Kinze Repair Parts stock. If a specific brand requested is not in stock, the brand available will be supplied.

PLA027(SFP9dd)

R.H. Side Shown

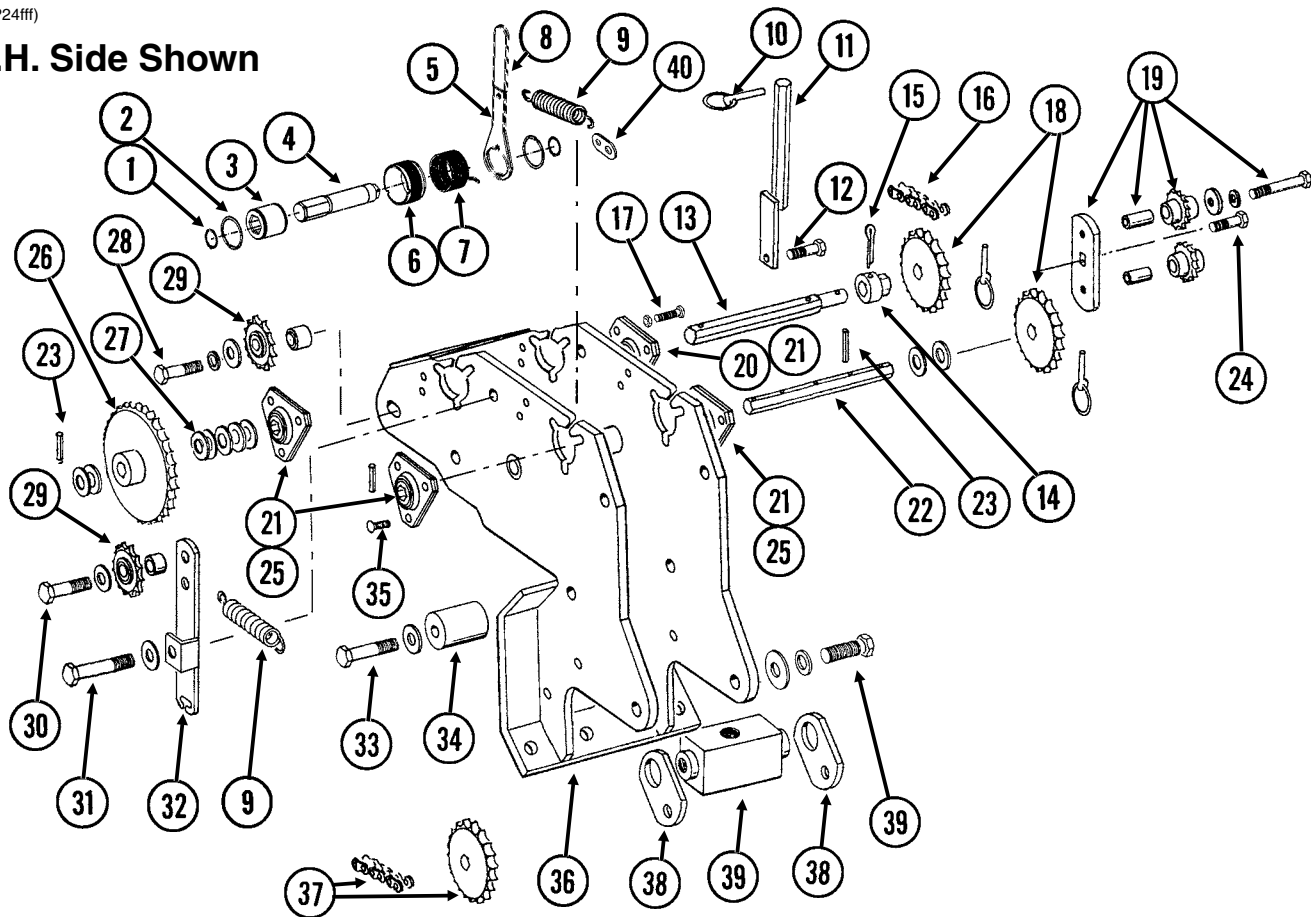


| ITEM | PART NO. | QTY. (Per Assy.) | DESCRIPTION |
|------|-----------|---------------------|---|
| 1 | --- | - | See "Module Drive" on page P59 (Item 7) |
| 2 | GA7297 | 1 | Arm |
| 3 | GD2558 | 1 | Lynch Pin, 1/4" |
| 4 | G10233 | - | Machine Bushing, 1", 10 Gauge |
| 5 | GA2068 | 2 | Spring W/Plug |
| 6 | G3310-218 | 1 | Chain, No. 40, 218 Pitch Including Connector Link (Used With 15 And 19 Tooth Sprockets) |
| | G3310-224 | 1 | Chain, No. 40, 224 Pitch Including Connector Link (Used With 30 Tooth Sprocket) |
| | GR0912 | - | Connector Link, No. 40 |
| 7 | GA5105 | - | Sprocket, 15 Tooth |
| | GA5107 | - | Sprocket, 19 Tooth |
| | GA5114 | 1 | Sprocket, 30 Tooth |
| 8 | G10861 | 2 | Hex Head Cap Screw, 1/2"-13 x 5", Full Thread |
| | G11389 | 2 | Flat Washer, 1/2" Plated SAE |
| | G10501 | 2 | Hex Jam Nut, 1/2"-13, Grade 2 |
| 9 | GD10329 | 1 | Shaft |
| 10 | GA5090 | 1 | Tire And Rim Assembly (Specify Brand*) |
| | GD5753 | 1 | Tire, 4.10" x 6" (Specify Brand*) |
| | GD5752 | 1 | Inner Tube |
| 11 | G10602 | 2 | Spring Pin, 1/4" x 1 1/2" |
| 12 | G10303 | 6 | Carriage Bolt, 5/16"-18 x 1" |
| | G10232 | 6 | Lock Washer, 5/16" |
| | G10106 | 6 | Hex Nut, 5/16"-18 |
| 13 | GA9846 | - | Flanged Bearing, 7/8" Hex Bore |
| 14 | GD10332 | 1 | Shaft, 7/8" x 11" |
| 15 | G10005 | 1 | Hex Head Cap Screw, 5/8"-11 x 1 3/4" |
| | G11391 | 1 | Flat Washer, 5/8" SAE |
| | GD3180-15 | 1 | Sleeve, 5/8" I.D. x 7/8" O.D. x 1 1/2" Long |
| | G10107 | 1 | Lock Nut, 5/8"-11 |

* Specific brand requests will be supplied only as available from current Kinze Repair Parts stock. If a specific brand requested is not in stock, the brand available will be supplied. Different brand tires may have different diameters. Change in tire brand may affect rates. Field checks are recommended after any change in contact tires.

(SFP24ff)

R.H. Side Shown



| ITEM | PART NO. | QTY. (Per Assy.) | DESCRIPTION |
|------|----------|---------------------|--|
| 1 | G11075 | 2 | External Inverted Snap Ring, 7/8" |
| 2 | G10496 | 2 | External Inverted Snap Ring, 1 1/2" |
| 3 | GD14432 | 1 | Sleeve, 1 1/4" |
| 4 | GD14426 | 1 | Tightener Shaft, 3 3/8" |
| 5 | GD14431 | 1 | Handle |
| 6 | GD14430 | 1 | Release Collar, Gold, R.H. (Shown) |
| | GD14429 | - | Release Collar, Silver, L.H. |
| 7 | GD14414 | 1 | Torsion Spring, R.H. (Used In L.H. Wrap Spring Wrench) |
| | GD14413 | - | Torsion Spring, L.H. (Shown) (Used In R.H. Wrap Spring Wrench) |
| 8 | G11078 | 1 | Vinyl Cap |
| 9 | GD5857 | 2 | Spring |
| 10 | GD2558 | 3 | Lynch Pin, 1/4" |
| 11 | GA11052 | 1 | Sprocket Storage Rod (EdgeVac) |
| | GA4630 | - | Sprocket Storage Rod (Mechanical) |
| 12 | G10037 | 1 | Hex Head Cap Screw, 1/2"-13 x 1 1/4" |
| | G11389 | 1 | Flat Washer, 1/2" Plated SAE |
| | G10111 | 1 | Lock Nut, 1/2"-13 |
| 13 | GD10336 | 1 | Shaft, 7/8" x 11" |
| 14 | GD7127 | 1 | Shear Coupler |
| 15 | G10462 | 1 | Cotter Pin, 3/16" x 2" |
| 16 | G3310-68 | 1 | Chain, No. 40, 68 Pitch Including Connector Link |
| | GR0912 | - | Connector Link, No. 40 |
| 17 | G10338 | 1 | Carriage Bolt, 5/16"-18 x 1 1/4" |
| | G10232 | 1 | Lock Washer, 5/16" |
| | G10106 | 1 | Hex Nut, 5/16"-18 |
| | G10109 | 1 | Lock Nut, 5/16"-18, Grade 8 |

Seed Rate Transmission and Module Drive Assembly

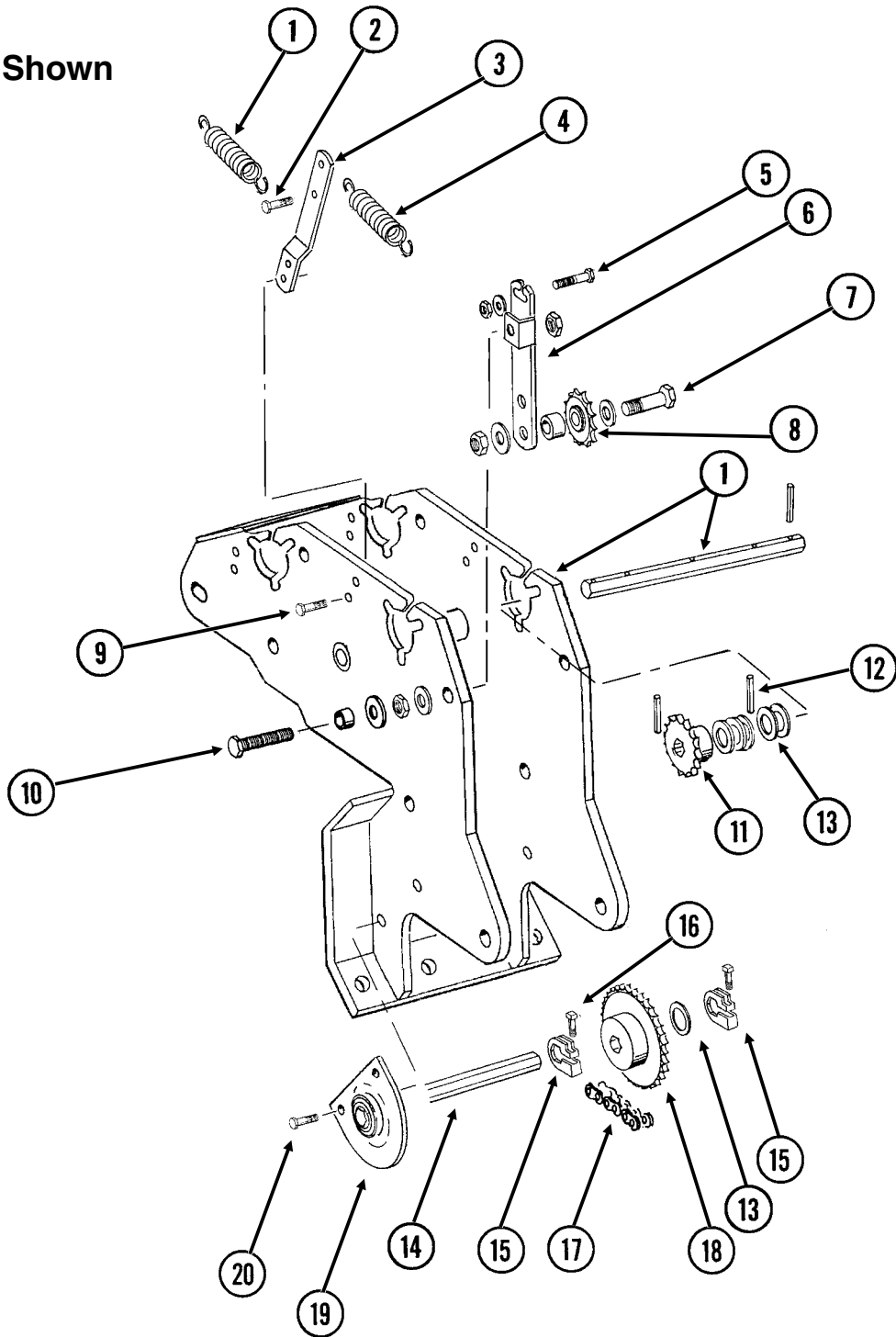
Model 3110

M0244-02

| ITEM | PART NO. | QTY. (Per Assy.) | DESCRIPTION |
|------|----------|---------------------|--|
| 18 | GA5105 | 1 | Sprocket, 15 Tooth |
| | GA5106 | 1 | Sprocket, 17 Tooth |
| | GA5107 | 2 | Sprocket, 19 Tooth |
| | GA5108 | 2 | Sprocket, 23 Tooth |
| | GA5109 | 1 | Sprocket, 24 Tooth |
| | GA5110 | 1 | Sprocket, 25 Tooth |
| | GA5111 | 1 | Sprocket, 26 Tooth |
| | GA5112 | 1 | Sprocket, 27 Tooth |
| | GA5113 | 1 | Sprocket, 28 Tooth |
| 19 | GA7336 | 1 | Idler W/Bolt-On Sprockets |
| | GD7426 | - | Sprocket, 12 Tooth |
| | GD1026 | - | Sleeve, 1 ³ / ₁₆ " Long |
| | G11387 | - | Flat Washer, ³ / ₈ " SAE |
| | G10229 | - | Lock Washer, ³ / ₈ " |
| | G10047 | - | Hex Head Cap Screw, ³ / ₈ "-16 x 1 ³ / ₄ " |
| 20 | GA5548 | 1 | Special Bearing |
| 21 | G3400-01 | 4 | Flangette |
| 22 | GD10337 | 1 | Shaft, ⁷ / ₈ " x 10 ¹ / ₂ " |
| 23 | G10602 | 7 | Spring Pin, ¹ / ₄ " x 1 ¹ / ₂ " |
| 24 | G11100 | 1 | Hex Socket Button Head Cap Screw, ¹ / ₄ "-20 x ¹ / ₂ ", Grade 8 |
| | G10227 | 1 | Lock Washer, ¹ / ₄ " |
| | G11385 | 1 | Flat Washer, ¹ / ₄ " SAE |
| 25 | G2100-03 | 3 | Bearing, ⁷ / ₈ " Hex Bore, Spherical |
| 26 | GA5202 | 1 | Sprocket, 34 Tooth, See "Point Row Clutch" on page P63 , For Machines Equipped With Point Row Clutches |
| 27 | G10233 | - | Machine Bushing, 1", 10 Gauge (As Required) |
| 28 | G10038 | 1 | Hex Head Cap Screw, ¹ / ₂ "-13 x 3" |
| | G10128 | 1 | Machine Bushing, ¹ / ₂ ", 14 Gauge |
| | GB0258 | 1 | Stepped Spacer, ⁷ / ₈ " |
| | G11389 | 1 | Flat Washer, ¹ / ₂ " Plated SAE |
| | G10228 | 1 | Lock Washer, ¹ / ₂ " |
| | G10102 | 1 | Hex Nut, ¹ / ₂ "-13 |
| 29 | GA7154 | 2 | Sprocket W/Bearing, 18 Tooth |
| 30 | G10581 | 1 | Hex Head Cap Screw, ¹ / ₂ "-13 x 2 ¹ / ₄ " |
| | G10128 | 1 | Machine Bushing, ¹ / ₂ ", 14 Gauge |
| | GD7889 | 1 | Bushing, 1" O.D. x ⁹ / ₁₆ " I.D. x ⁷ / ₁₆ " Long |
| | G10228 | 1 | Lock Washer, ¹ / ₂ " |
| | G10102 | 1 | Hex Nut, ¹ / ₂ "-13 |
| 31 | G10036 | 1 | Hex Head Cap Screw, ⁵ / ₈ "-11 x 4" |
| | G11391 | 1 | Flat Washer, ⁵ / ₈ " SAE |
| | G10503 | 1 | Hex Jam Nut, ⁵ / ₈ "-11, Grade 2 |
| | G10107 | 1 | Lock Nut, ⁵ / ₈ "-11 |
| 32 | GD13422 | 1 | Idler Arm, R.H. Side Of Planter (Shown) |
| | GD13394 | - | Idler Arm, L.H. Side Of Planter |
| 33 | G10033 | 1 | Hex Head Cap Screw, ¹ / ₂ "-13 x 3 ¹ / ₂ " |
| | G11389 | 1 | Flat Washer, ¹ / ₂ " Plated SAE |
| | G10228 | 1 | Lock Washer, ¹ / ₂ " |
| | G10102 | 1 | Hex Nut, ¹ / ₂ "-13 |
| 34 | GD10407 | 1 | Chain Support |
| 35 | G10303 | 12 | Carriage Bolt, ⁵ / ₁₆ "-18 x 1" |
| | G10232 | 12 | Lock Washer, ⁵ / ₁₆ " |
| | G10106 | 12 | Hex Nut, ⁵ / ₁₆ "-18 |
| 36 | GA10063 | 1 | Module |
| 37 | --- | - | See "Contact Drive Wheel Assembly" on page P55 |
| 38 | GD15696 | 2 | Strap |
| 39 | --- | - | See "Ground Drive Wheel Assembly" on page P53 |
| 40 | GD14595 | 1 | Spring Tension Link |
| A | G1K380 | 1 | Wrap Spring Wrench Replacement Kit, Gold Collar, R.H. (Items 1-8 And 24) (Shown) |
| | G1K381 | - | Wrap Spring Wrench Replacement Kit, Silver Collar, L.H. (Items 1-8 And 24) |

(SFP25hh)

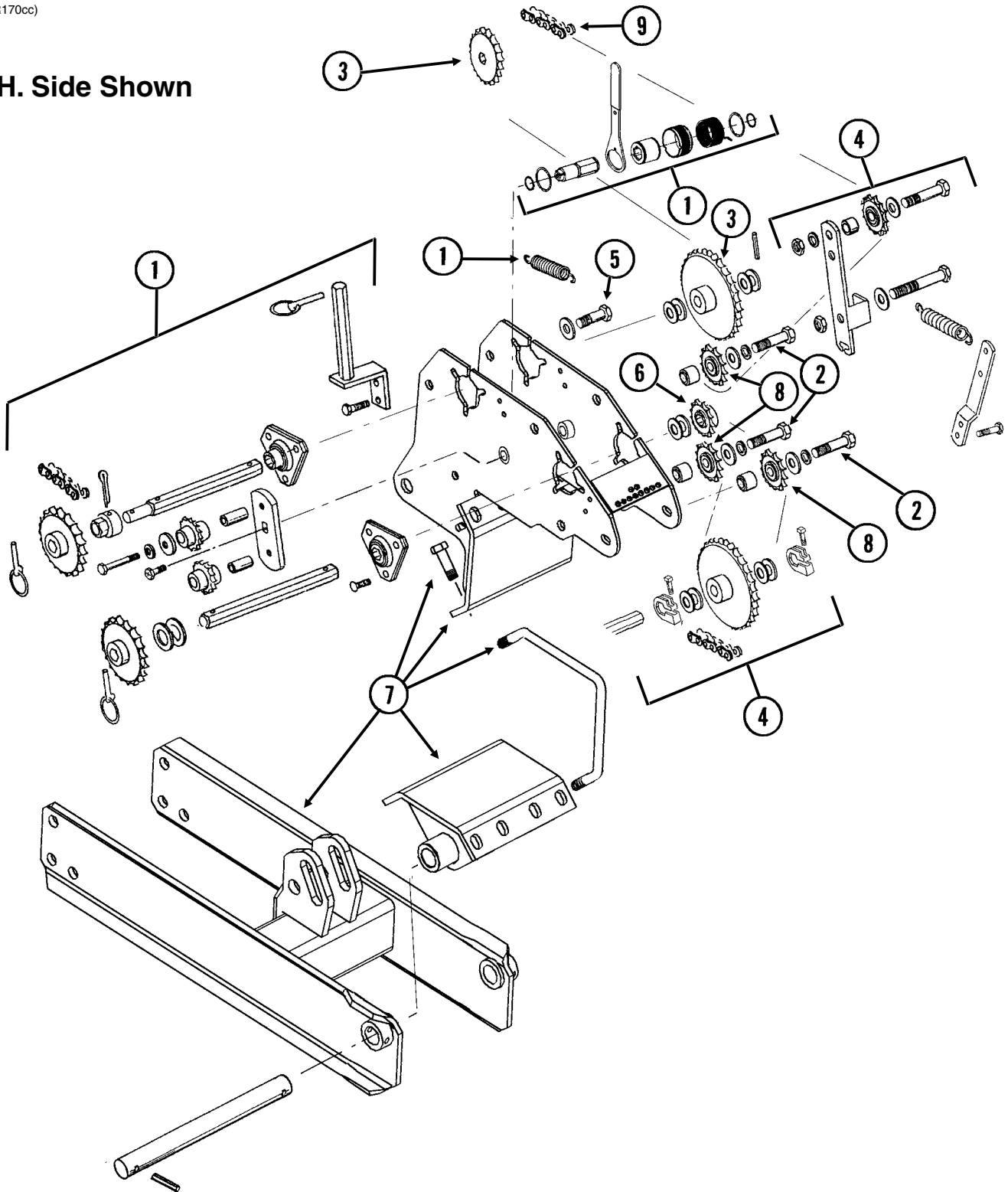
R.H. Side Shown



| ITEM | PART NO. | QTY. (Per Assy.) | DESCRIPTION |
|------|------------|---------------------|--|
| 1 | --- | - | See "Seed Rate Transmission and Module Drive Assembly" on page P57 |
| 2 | G10040 | 1 | Hex Head Cap Screw, ¼"-20 x 1¾" |
| | G10103 | 1 | Hex Nut, ¼"-20 |
| 3 | GD5860 | 1 | Bar |
| 4 | GD5857 | 1 | Spring |
| 5 | G10069 | 1 | Hex Head Cap Screw, ⅝"-18 x 2¼" |
| | G11386 | 1 | Flat Washer, ⅝" SAE |
| | G10106 | 1 | Hex Nut, ⅝"-18 |
| 6 | GD13394 | - | Idler Arm, R.H. Side Of Planter (Shown) |
| | GD13422 | 1 | Idler Arm, L.H. Side Of Planter |
| 7 | G10581 | 1 | Hex Head Cap Screw, ½"-13 x 2¼" |
| | G10128 | 1 | Machine Bushing, ½", 14 Gauge |
| | GD7889 | 1 | Bushing, 1" O.D. x ⅝" I.D. x ⅞" Long |
| | G10228 | 1 | Lock Washer, ½" |
| | G10102 | 1 | Hex Nut, ½"-13 |
| 8 | GA7154 | 1 | Sprocket W/Bearing, 18 Tooth |
| 9 | G10064 | 1 | Hex Head Cap Screw, ¼"-20 x 1" |
| | G10227 | 1 | Lock Washer, ¼" |
| | G10103 | 1 | Hex Nut, ¼"-20 |
| 10 | G11028 | 1 | Hex Head Cap Screw, ⅝"-11 x 4½", Full Thread |
| | G11391 | 1 | Flat Washer, ⅝" SAE |
| | GD3180-15 | 1 | Sleeve, ⅝" I.D. x ⅞" O.D. x 1⅝" Long |
| | G10104 | 1 | Hex Nut, ⅝"-11 |
| | G11391 | 1 | Flat Washer, ⅝" SAE |
| | G10107 | 1 | Lock Nut, ⅝"-11 |
| 11 | GA5105 | 1 | Sprocket, 15 Tooth |
| 12 | G10602 | 7 | Spring Pin, ¼" x 1½" |
| 13 | G10233 | 1 | Machine Bushing, 1", 10 Gauge |
| 14 | GD0914-66 | - | Hex Shaft, ⅞" x 66", 6 Row 30" (No Holes) (Two Per Planter) |
| | GD0914-86 | - | Hex Shaft, ⅞" x 86", 6 Row 36"/38"/40" (No Holes) (Two Per Planter) |
| | GD0914-96 | - | Hex Shaft, ⅞" x 96", 8 Row 30" (No Holes) (Two Per Planter) |
| | GD0914-126 | - | Hex Shaft, ⅞" x 126", 8 Row 36"/38"/40" (No Holes) (Two Per Planter) |
| 15 | GD11045 | 2 | Lock Clamp |
| 16 | G10130 | 2 | Square Head Machine Bolt, ⅝"-18 x 1 ¾" |
| | G10923 | 2 | Flange Nut, ⅝"-18, No Serration |
| 17 | G3310-75 | 1 | Chain, No. 40, 75 Pitch Including Connector Link And Offset Link |
| | GR0912 | - | Connector Link, No. 40 |
| | GR0911 | - | Offset Link, No. 40 |
| 18 | GA5114 | 1 | Sprocket, 30 Tooth |
| 19 | GA2180 | 1 | Hanger Bearing, ⅞" Hex Bore |
| 20 | G10004 | 2 | Hex Head Cap Screw, ⅝"-16 x 1¼" |
| | G11387 | 2 | Flat Washer, ⅝" SAE |
| | G10229 | 2 | Lock Washer, ⅝" |
| | G10101 | 2 | Hex Nut, ⅝"-16 |
| A | G1K269 | - | Lock Clamp Kit (Items 15 And 16) |

(PLTR170cc)

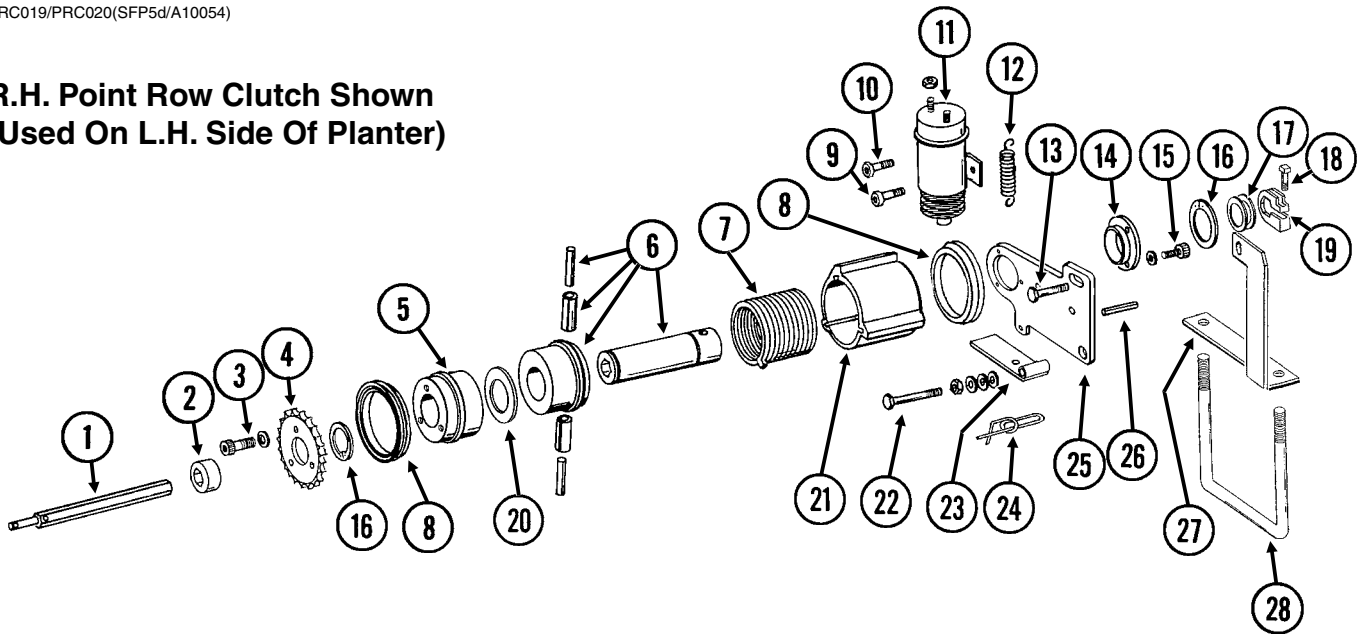
R.H. Side Shown



| ITEM | PART NO. | QTY. (Per Assy.) | DESCRIPTION |
|------|-----------|---------------------|--|
| 1 | --- | - | See "Seed Rate Transmission and Module Drive Assembly" on page P57 |
| 2 | G10397 | 3 | Hex Head Cap Screw, 1/2"-13 x 2 3/4" |
| | G10128 | 3 | Machine Bushing, 1/2", 14 Gauge |
| | G11389 | 3 | Flat Washer, 1/2" Plated SAE |
| | GB0258 | 3 | Stepped Spacer, 7/8" |
| | G10228 | 3 | Lock Washer, 1/2" |
| | G10102 | 3 | Hex Nut, 1/2"-13 |
| 3 | --- | - | See "Contact Drive Wheel Assembly" on page P55 |
| 4 | --- | - | See "Module Drive" on page P59 |
| 5 | G10005 | 2 | Hex Head Cap Screw, 5/8"-11 x 1 3/4" |
| | G11391 | 2 | Flat Washer, 5/8" SAE |
| | GD3180-15 | 2 | Sleeve, 5/8" I.D. x 7/8" O.D. x 1 1/2" Long |
| | G10107 | 2 | Lock Nut, 5/8"-11 |
| 6 | GA5105 | 1 | Sprocket, 15 Tooth |
| 7 | --- | - | See "Ground Drive Wheel Assembly" on page P53 |
| 8 | GA7154 | 2 | Sprocket W/Bearing, 18 Tooth |
| 9 | G3310-204 | 1 | Chain, No. 40, 204 Pitch Including Connector Link |
| | GR0912 | - | Connector Link, No. 40 |
| A | G1K377 | - | Front Drive Wheel Conversion Package (Items 2, 5, and 8 On This Page, Items 15 and 16 See "Module Drive" on page P59 , and G7100-298 and G7100-299 on page P86 |

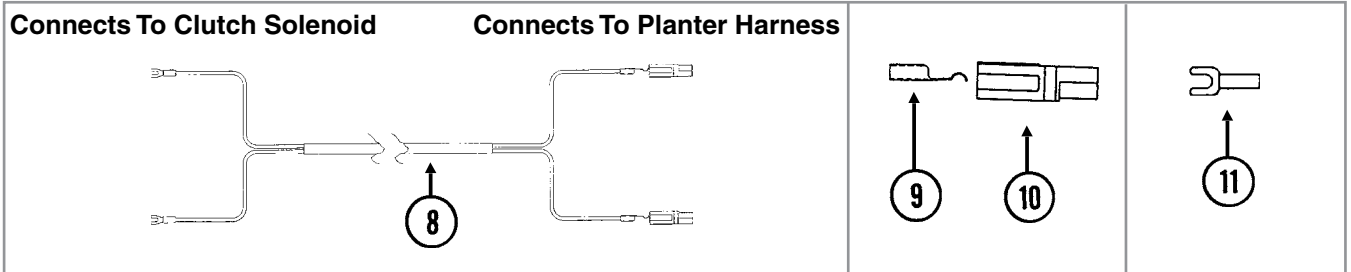
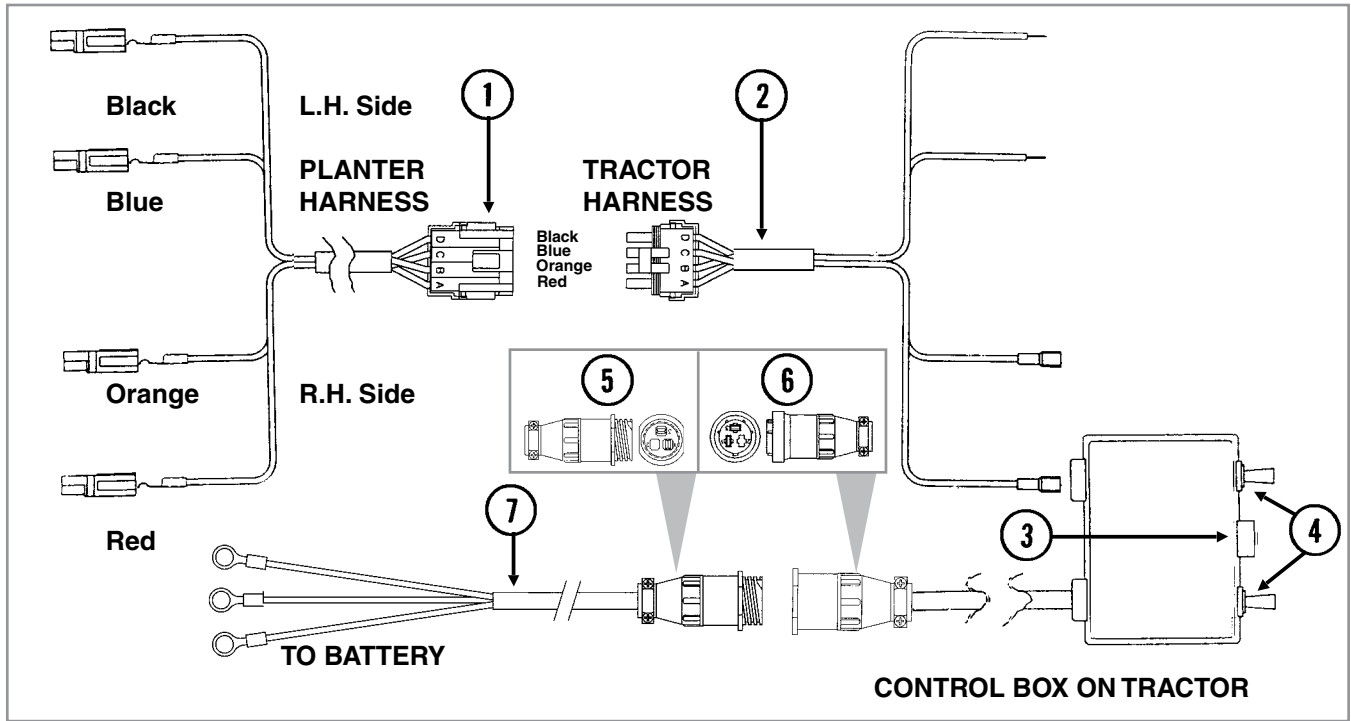
PRC019/PRC020(SFP5d/A10054)

**R.H. Point Row Clutch Shown
(Used On L.H. Side Of Planter)**



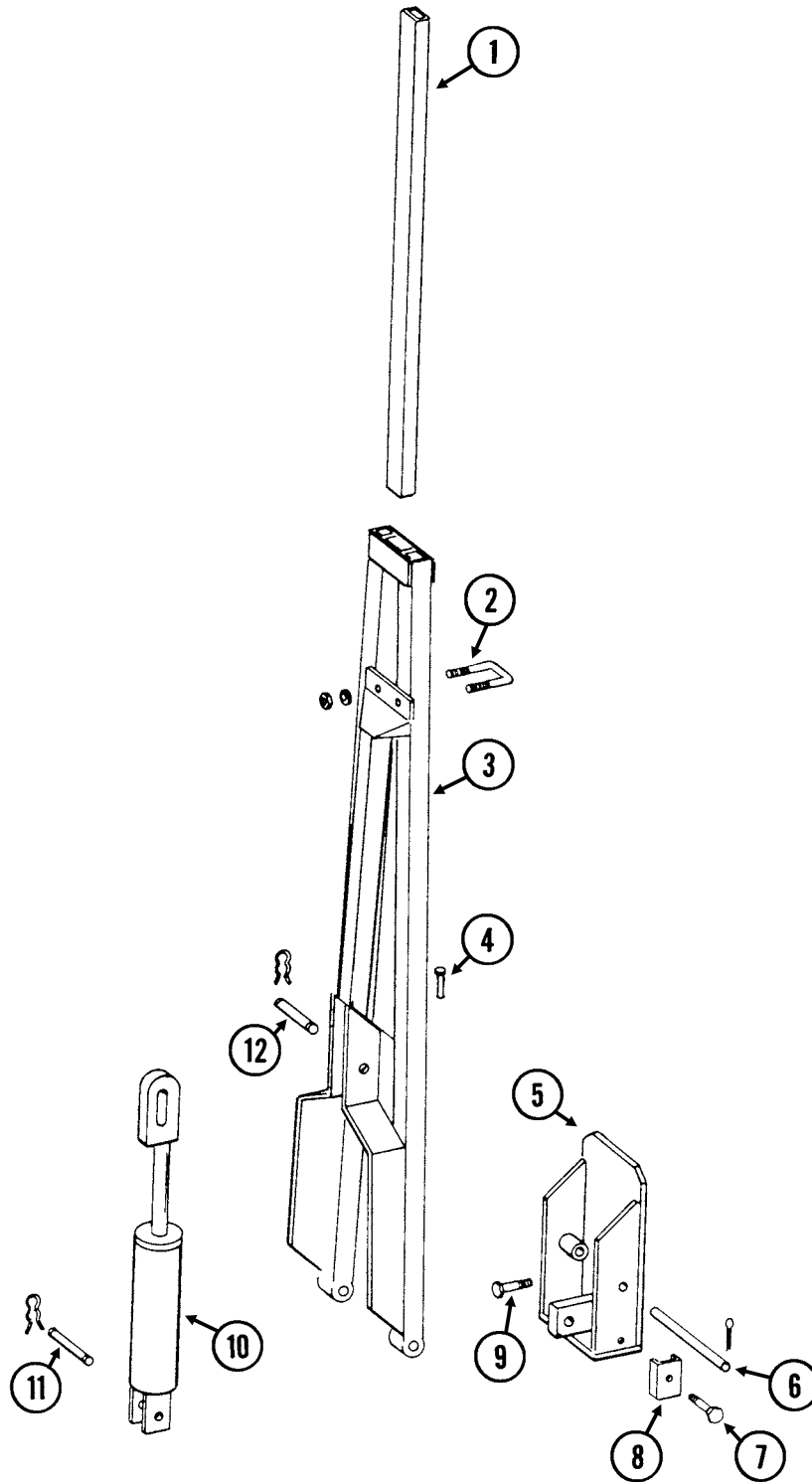
| ITEM | PART NO. | QTY. (Per Assy.) | DESCRIPTION |
|------|----------|---------------------|---|
| 1 | GD10527 | 1 | Input Shaft, 7/8" x 15 1/2" |
| 2 | GD10200 | 1 | Sleeve, 3/4" Long |
| 3 | G10023 | 3 | Hex Head Cap Screw, 1/4"-20 x 3/4" |
| | G10227 | 3 | Lock Washer, 1/4" |
| 4 | GD10525 | 1 | Sprocket, 34 Tooth |
| 5 | GD10104 | 1 | Input Hub |
| 6 | GA7137 | 1 | Hub/Sleeve Assembly W/Spring Pins |
| | G10804 | - | Spring Pin, 5/32" x 7/8" |
| | G10765 | - | Spring Pin, 1/4" x 1" |
| 7 | GD9672 | 1 | Spring, R.H. (Shown) |
| | GD9671 | - | Spring, L.H. |
| 8 | GD14512 | 2 | V-Ring Seal |
| 9 | G10900 | 1 | Hex Socket Head Cap Screw, 1/4"-20 x 1 3/4", Grade 8 |
| | G10227 | 1 | Lock Washer, 1/4" |
| | G10103 | 2 | Hex Nut, 1/4"-20 |
| 10 | G10023 | 1 | Hex Head Cap Screw, 1/4"-20 x 3/4" |
| | G10227 | 1 | Lock Washer, 1/4" |
| | G10103 | 1 | Hex Nut, 1/4"-20 |
| 11 | GA8393 | 1 | Solenoid Complete |
| | GR1306 | 1 | Snap Ring |
| | GR1303 | 1 | Spring |
| | GR1304 | 1 | Boot |
| | GR1305 | 1 | Plunger |
| 12 | GD10123 | 1 | Spring |
| 13 | G10003 | 1 | Hex Head Cap Screw, 3/8"-16 x 1 1/2" |
| | G11387 | 2 | Flat Washer, 3/8" SAE |
| | G10101 | 1 | Hex Nut, 3/8"-16 |
| 14 | GD9667 | 1 | Bushing |
| 15 | G10253 | 3 | Hex Socket Head Screw, No. 10-32 x 1/2" |
| | G10257 | 3 | Lock Washer, No. 10 |
| 16 | G10496 | 2 | External Inverted Snap Ring, 1 1/2" |
| 17 | G10233 | - | Machine Bushing, 1", 10 Gauge |
| 18 | G10130 | - | Square Head Machine Bolt, 5/16"-18 x 1 3/4" |
| | G10923 | - | Flange Nut, 5/16"-18, No Serration |
| 19 | GD11045 | - | Lock Clamp |
| 20 | GD14513 | 1 | Felt Washer |
| 21 | GD10102 | 1 | Stop Collar |
| 22 | G10049 | 1 | Hex Head Cap Screw, 3/8"-16 x 2 1/2" |
| | G10101 | 1 | Hex Nut, 3/8"-16 |
| | G11387 | 1 | Flat Washer, 3/8" SAE |
| | G10229 | 2 | Lock Washer, 3/8" |
| | G10497 | 1 | Hex Jam Nut, 3/8"-16, Grade 2 |
| 23 | GD10510 | 1 | Actuator Arm |
| 24 | GD11120 | 1 | Rue Ring Cotter, 5/16" |
| 25 | GD10103 | 1 | Mounting Plate |
| 26 | G10859 | 1 | Spring Pin, 3/16" x 2 1/4" |
| 27 | GD10529 | 1 | Bracket, L.H. (Shown) |
| | GD10528 | - | Bracket, R.H. |
| 28 | GD7145 | 1 | U-Bolt, 7" x 7" x 1/2"-13 |
| | G10111 | 2 | Lock Nut, 1/2"-13 |
| 29 | GA10054 | 1 | Ground Cable, Green |
| A | G1K269 | - | Lock Clamp Kit (Items 18 And 19) |
| B | GA7418 | - | Point Row Clutch Assembly, R.H. (Shown) (Items 3-12, 14-16, 20-26 And 29) |
| | GA7417 | - | Point Row Clutch Assembly, L.H. (Items 3-12, 14-16, 20-26 And 29) |

(EF10b/ELC34/ELC35/EF10c/SFP6/TWL18/TWL76)



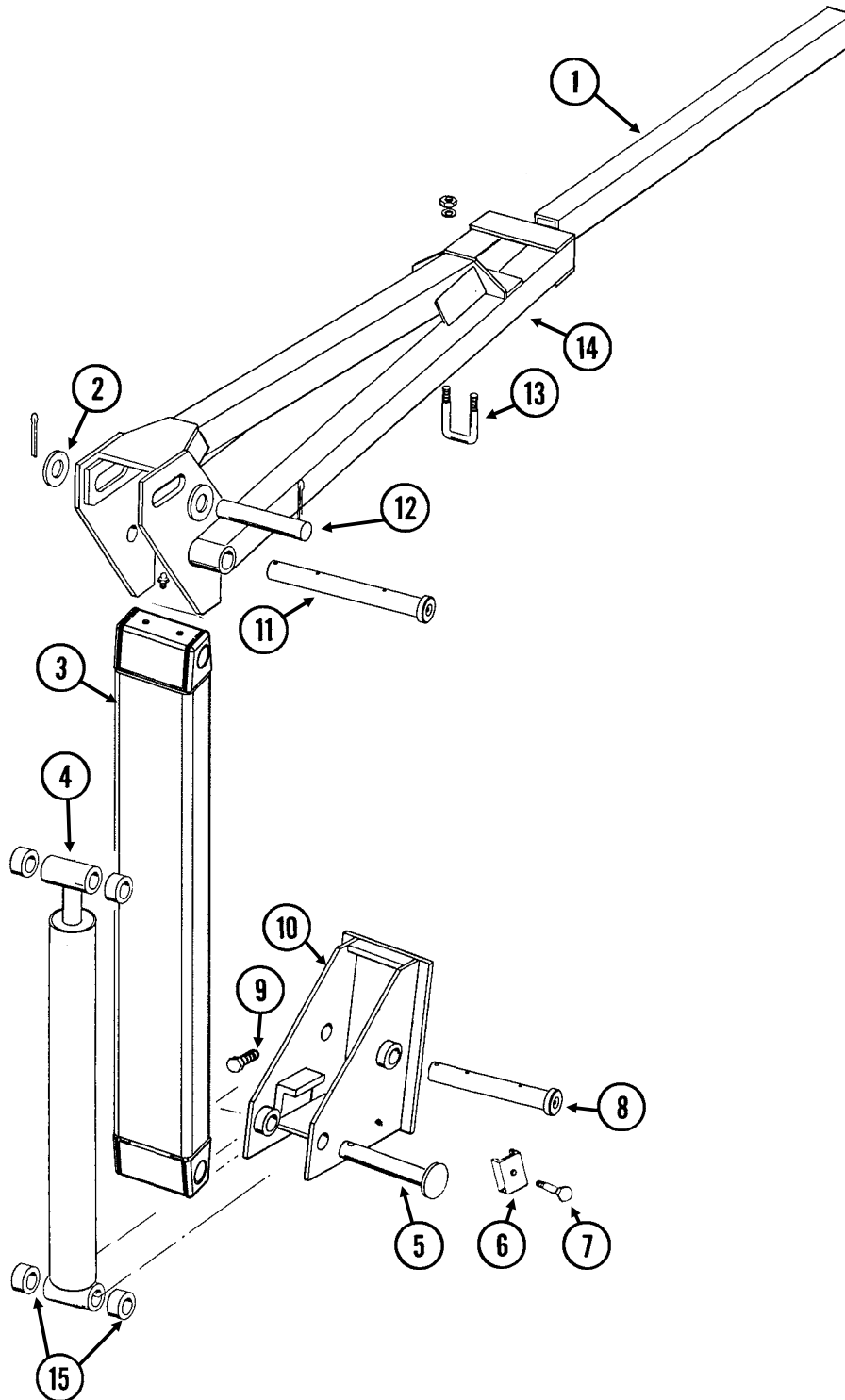
| ITEM | PART NO. | QTY. (Per Assy.) | DESCRIPTION |
|------|-------------------|---------------------|--|
| 1 | GR1450 GA8328 | - - | Harness W/4-Pin Connector, 60" 4-Pin Connector W/Female Housing, 4 Seals And 4 Pin Contacts |
| 2 | GR1447 GA8329 | - - | Harness W/4-Pin Connector, 152" 4-Pin Connector W/Male Housing, 4 Seals And 4 Socket Contacts |
| 3 | GA7165 | - | Circuit Breaker, 12 Amp |
| 4 | GA7144 | - | Two Position Switch |
| 5 | G1K267 | - | Power Lead Adapter Connector Kit, Includes: (1) 3-Pin Connector, (1) Cable Clamp, (3) Male Terminal Pins |
| 6 | G1K268 | - | Console Cable Connector Kit, Includes: (1) 3-Pin Connector, (1) Cable Clamp, (1) Lock Ring, (3) Female Terminal Pins |
| 7 | GA17547 | 1 | Power Adapter Cable |
| 8 | GA7416 | 1 | Wiring Harness, 288" |
| 9 | GD9530 | - | Contact |
| 10 | GD9529 GD12726 | - - | Housing, Black Housing, Red |
| 11 | G10996 | - | Fork Terminal |
| A | GA8747 | - | Control Box Assembly (Items 1-4 and 10) |

MKR010(MKR1a)



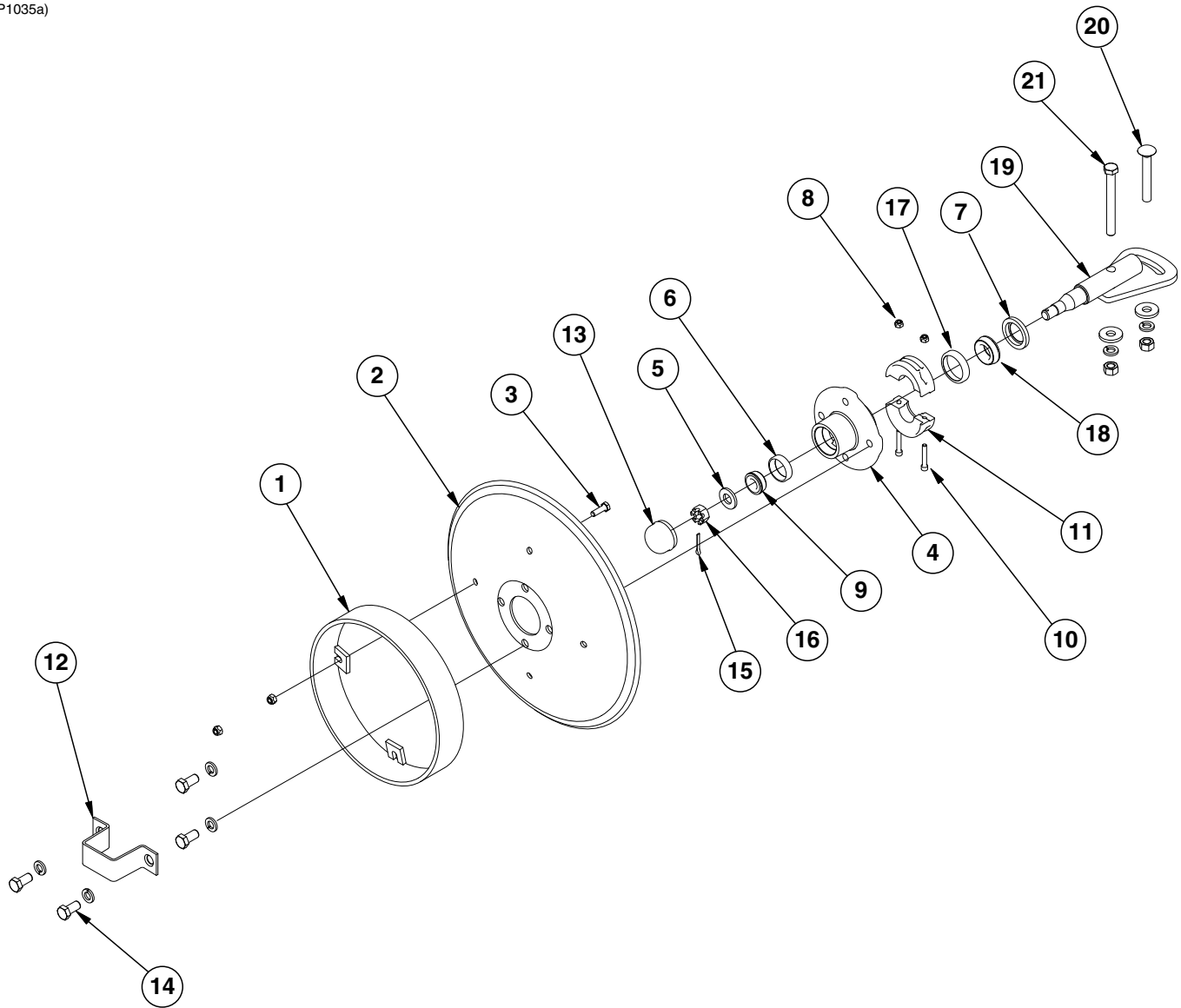
| ITEM | PART NO. | QTY. (Per Assy.) | DESCRIPTION |
|------|-----------|---------------------|---|
| 1 | GD0453-02 | 1 | Extension Tube, 40" |
| 2 | GD2721 | 1 | U-Bolt, 2" x 2" x 1/2"-13 |
| | G10228 | 2 | Lock Washer, 1/2" |
| | G10102 | 2 | Hex Nut, 1/2"-13 |
| 3 | GA5183 | - | Arm W/Grease Fittings, 58 1/2" |
| | G10640 | - | Grease Fitting, 1/4"-28 |
| 4 | GD0462 | 1 | Safety Lockup Pin |
| | G10670 | 1 | Hair Pin Clip, No. 3 |
| | G10187 | 1 | Spring Pin, 5/32" x 2" |
| 5 | GA5178 | - | Mount W/Grease Fittings |
| | G10640 | - | Grease Fitting, 1/4"-28 |
| 6 | GD0438 | 1 | Pin, 13 1/2" |
| | G10460 | 2 | Cotter Pin, 1/4" x 2" |
| 7 | G10133 | 1 | Hex Head Cap Screw, 5/16"-18 x 1 1/2" |
| | G10232 | 1 | Lock Washer, 5/16" |
| | G10106 | 1 | Hex Nut, 5/16"-18 |
| 8 | GD5892 | 1 | Hose Clamp, 5/8" x 1 1/2" x 1 1/2" |
| 9 | G10008 | 4 | Hex Head Cap Screw, 5/8"-11 x 2" |
| | G10230 | 4 | Lock Washer, 5/8" |
| 10 | --- | - | See "Row Marker Cylinder, 6 Row 30" on page P73 |
| 11 | GR0367 | 1 | Pin, 1" x 2 7/8" |
| | GR0193 | 2 | Hair Pin Clip |
| 12 | GR0375 | 1 | Pin, 1" x 3 1/2" |
| | GR0193 | 2 | Hair Pin Clip |

(MKR2ff)



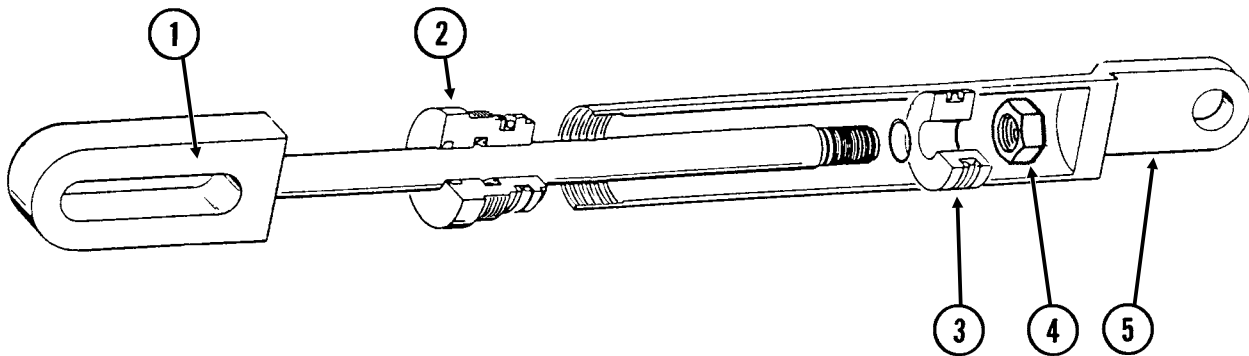
| ITEM | PART NO. | QTY. (Per Assy.) | DESCRIPTION |
|------|-----------|---------------------|---|
| 1 | GD0453-04 | 1 | Extension Tube, 60", 6 Row 36"/38"/40" |
| | GD0453-03 | - | Extension Tube, 50", 8 Row 30" |
| | GD0453-08 | - | Extension Tube, 65", 8 Row 36"/38"/40" |
| 2 | G11396 | 2 | Flat Washer, 1¼" SAE |
| 3 | GA11591 | 1 | Arm, First Stage |
| 4 | --- | - | See "Row Marker Cylinder, 6 Row 36"/38"/40" and 8 Row 36"/38"/40" on page P73 |
| 5 | GD15386 | 1 | Pin, 1¼" x 7⅝" |
| | G10460 | 1 | Cotter Pin, ¼" x 2" |
| 6 | GD5875 | 1 | Hose Clamp, ⅞" x 2½" x 2" |
| 7 | G10133 | 1 | Hex Head Cap Screw, ⅝"-18 x 1½" |
| | G10232 | 1 | Lock Washer, ⅝" |
| | G10106 | 1 | Hex Nut, ⅝"-18 |
| | G10228 | 2 | Lock Washer, ½" |
| | G10102 | 2 | Hex Nut, ½"-13 |
| 8 | GA11767 | 1 | Pin W/Grease Fitting, 1¼" x 9½" |
| | G10640 | 1 | Grease Fitting, ¼"-28 |
| | G10460 | 2 | Cotter Pin, ¼" x 2" |
| 9 | G10879 | 4 | Flanged 12 Point Bolt, ⅝"-11 x 2", Special Hardened |
| 10 | GA5130 | 1 | Mount |
| 11 | GA11766 | 1 | Pin W/Grease Fitting, 1¼" x 11⅝" |
| | G10640 | 1 | Grease Fitting, ¼"-28 |
| | G10460 | 2 | Cotter Pin, ¼" x 2" |
| 12 | GD2161 | 1 | Pin, 1¼" x 8¼" |
| | G10460 | 2 | Cotter Pin, ¼" x 2" |
| 13 | GD2721 | 1 | U-Bolt, 2" x 2" x ½"-13 |
| 14 | GA5190 | 1 | Arm, Second Stage, 35", 6 Row 36"/38"/40" |
| | GA5188 | - | Arm, Second Stage, 46", 8 Row 30" |
| | GA5192 | - | Arm, Second Stage, 67", 8 Row 36"/38"/40" |
| 15 | GD0752-41 | - | Sleeve, 1" (If Applicable) |

(IP1035a)



| ITEM | PART NO. | QTY. (Per Assy.) | DESCRIPTION |
|------|----------|---------------------|---|
| 1 | GA5853 | 1 | Depth Band |
| 2 | GD0746 | 1 | Disc Blade, Solid, 16" (Shown) |
| | GD10283 | - | Disc Blade, Notched, 16" (Optional) |
| 3 | G10019 | 4 | Hex Head Cap Screw, 5/16"-18 x 1" |
| | G10109 | 4 | Lock Nut, 5/16"-18, Grade 8 |
| 4 | GA0167 | 1 | Hub W/Cups, 4 Bolt (Includes Items 6 and 17) |
| 5 | G11391 | 1 | Flat Washer, 5/8" SAE |
| 6 | GR0151 | 1 | Outer Cup |
| 7 | GD21540 | 1 | Grease Seal |
| 8 | G10110 | 2 | Lock Nut, 1/4"-20, Grade B |
| 9 | GA0257 | 1 | Bearing |
| 10 | G11418 | 2 | Hex Socket Head Cap Screw, 1/4"-20 x 1 1/2" |
| 11 | GB0554 | 2 | Hub Shield |
| 12 | GD2597 | 1 | Retainer |
| 13 | GD0840 | 1 | Dust Cap |
| 14 | G10722 | 4 | Hex Head Cap Screw, 1/2"-20 x 1" |
| | G10228 | 4 | Lock Washer, 1/2" |
| 15 | G10544 | 1 | Cotter Pin, 5/32" x 1" |
| 16 | G10725 | 1 | Slotted Hex Nut, 5/8"-18 |
| 17 | GR0150 | 1 | Inner Cup |
| 18 | GA0245 | 1 | Bearing |
| 19 | GA15151 | 1 | Spindle |
| 20 | G10844 | 1 | Carriage Bolt, 1/2"-13 x 3 1/2" |
| | G10168 | 1 | Machine Bushing, 1/2", 7 Gauge |
| | G10228 | 1 | Lock Washer, 1/2" |
| | G10102 | 1 | Hex Nut, 1/2"-13 |
| 21 | G10045 | 1 | Hex Head Cap Screw, 1/2"-13 x 4 1/2" |
| | G10168 | 2 | Machine Bushing, 1/2", 7 Gauge |
| | G10228 | 2 | Lock Washer, 1/2" |
| | G10102 | 2 | Hex Nut, 1/2"-13 |
| A | GA13719 | - | Hub And Spindle Assembly, (Items 4-7, 9, and 12-19) |

(CYL2c)

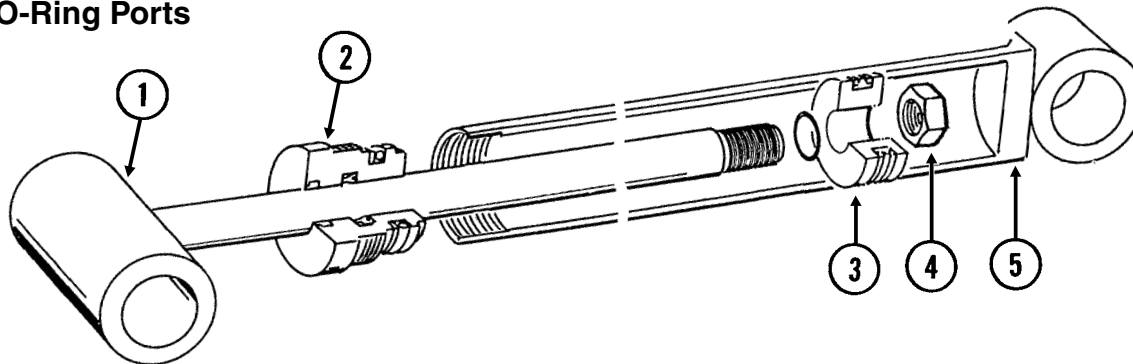


| ITEM | PART NO. | QTY. | DESCRIPTION |
|------|----------|------|--|
| 1 | GA8918 | 1 | Rod Assembly |
| 2 | GD12510 | 1 | Gland |
| 3 | GD12511 | 1 | Piston |
| 4 | GD27233 | 1 | Nylon Lock Nut, 3/4"-16, Grade 8 |
| 5 | A8775 | 1 | Barrel (Non-Stock Item) |
| A | GA8919 | - | Cylinder Complete, 2" x 8" <i>(Part Number Stamped On Barrel)</i> |
| B | GR1529 | - | Seal Kit, Includes: (1) T-Seal, (2) O-Rings, (1) BU Ring, (2) U-Cups, (1) Wiper, (1) IS511 Instruction |

Row Marker Cylinder, 6 Row 36"/38"/40" and 8 Row 36"/38"/40"

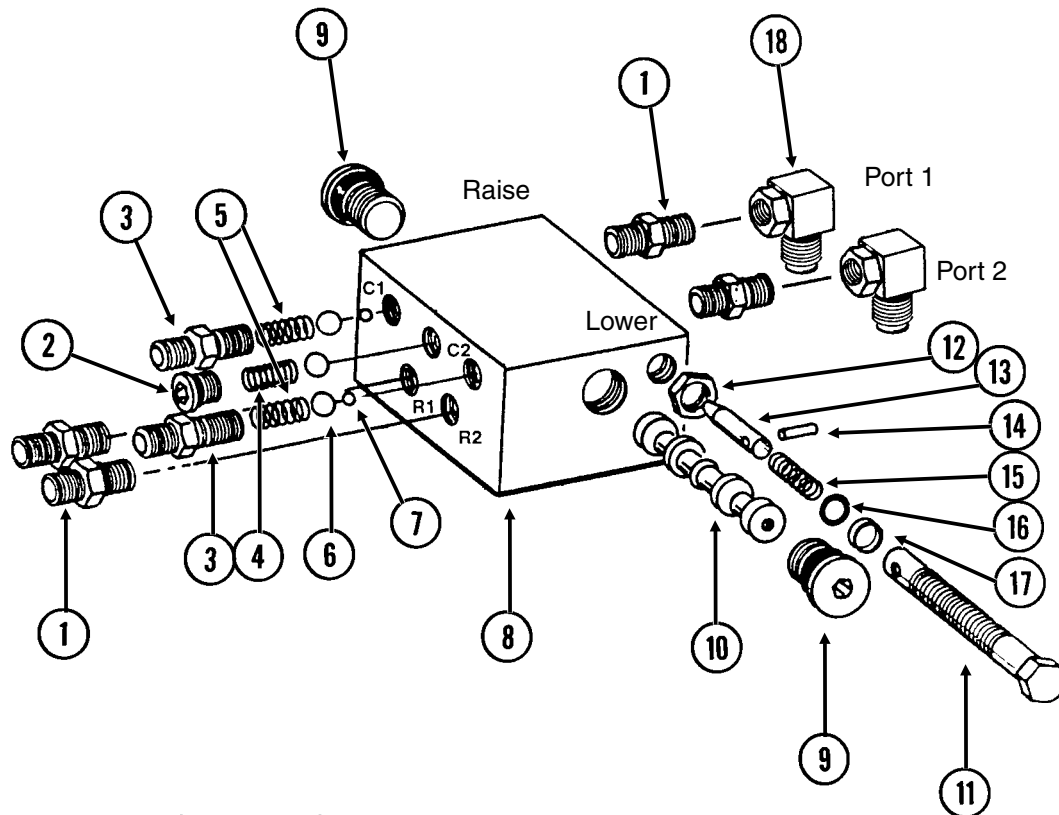
(CYL3e)

3/4"-16 O-Ring Ports



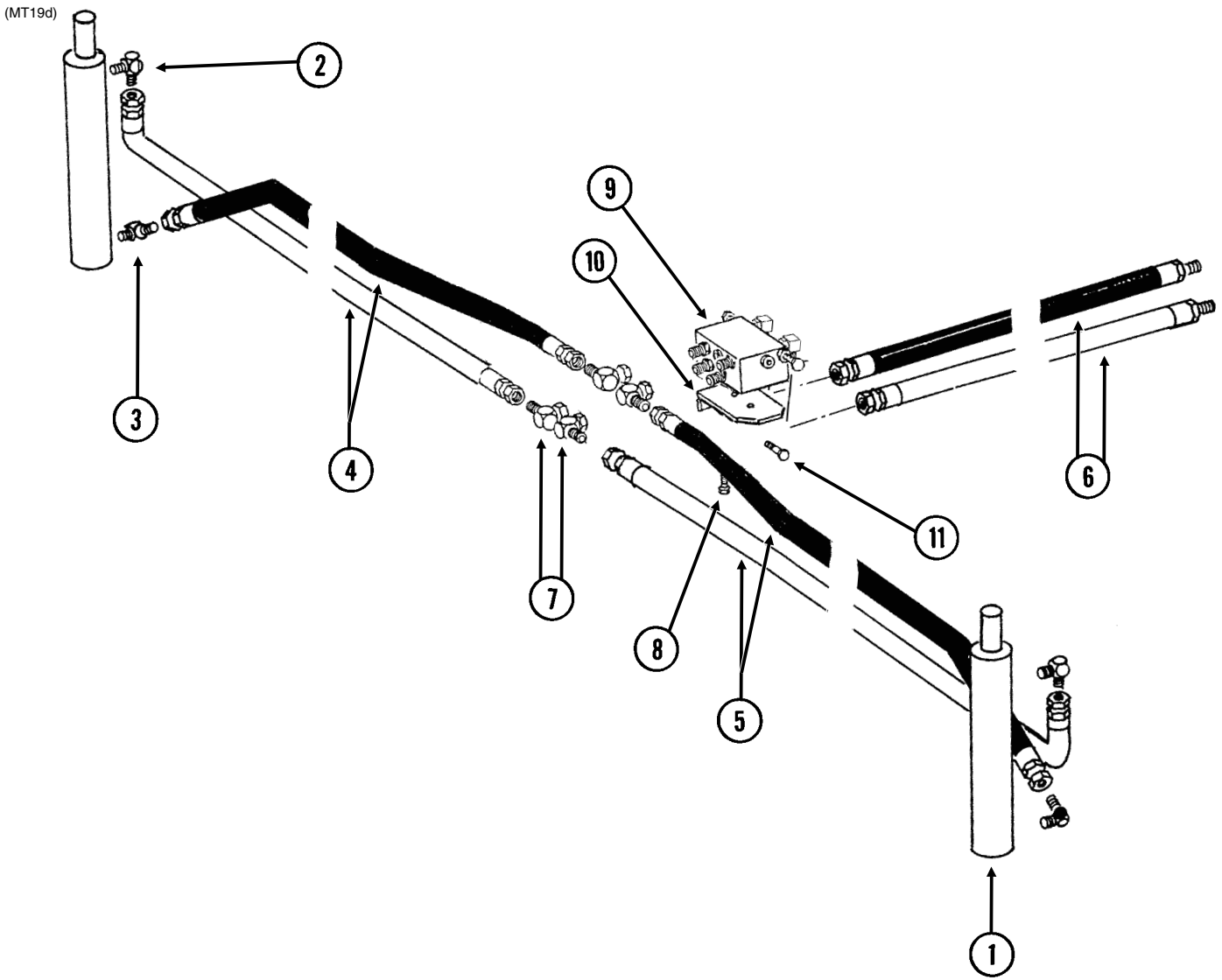
| ITEM | PART NO. | QTY. | DESCRIPTION |
|------|----------|------|--|
| 1 | GA9440 | 1 | Rod Assembly |
| 2 | GD12510 | 1 | Gland |
| 3 | GD12511 | 1 | Piston |
| 4 | G10967 | 1 | Lock Nut, 3/4"-16 |
| 5 | A9442 | 1 | Barrel (Non-Stock Item) |
| A | GA9443 | - | Cylinder Complete, 2" x 20 1/16" <i>(Part Number Stamped On Barrel)</i> |
| B | GR1529 | - | Seal Kit, Includes: (1) T-Seal, (2) O-Rings, (1) BU Ring, (2) U-Cups, (1) Wiper, (1) IS511 Instruction |

(PT9cc)



| ITEM | PART NO. | QTY. | DESCRIPTION |
|------|---------------------|--------|--|
| 1 | *G6400-06 GR1045 | 4 - | Connector W/O-Ring, 1/16"-18 Male JIC To O-Ring O-Ring |
| 2 | GR1034 GR1035 | 1 - | Hex Socket Plug W/O-Ring O-Ring |
| 3 | GR1032 GR1045 | 2 - | Port Adapter W/O-Ring O-Ring |
| 4 | GR1033 | 1 | Detent Spring |
| 5 | GR1036 | 2 | Spring |
| 6 | GR1044 | 3 | 7/16" Check Ball |
| 7 | GR1043 | 2 | 1/4" Steel Ball |
| 8 | --- | - | Valve Body (Non-Stock Item) |
| 9 | GR1047 GR1037 | 2 - | Hex Socket Plug W/O-Ring O-Ring |
| 10 | --- | - | Spool (Non-Stock Item) |
| 11 | GR1042 | 2 | Adjustment Screw |
| 12 | GR1048 | 2 | Hex Jam Nut, 1/2"-20 |
| 13 | GR1038 | 2 | Needle |
| 14 | GR1039 | 2 | Spring Pin |
| 15 | GR1046 | 2 | Compression Spring |
| 16 | GR1040 | 2 | O-Ring |
| 17 | GR1041 | 2 | Teflon BU Ring |
| 18 | G6801-06 GR1045 | 2 - | Elbow W/O-Ring, 90°, 1/16"-18 Male JIC To O-Ring O-Ring |
| A | GA5552 | - | Valve Assembly Complete (Items 1-17) |
| B | GA5572 | - | Flow Control Portion Only (Items 11-17) |

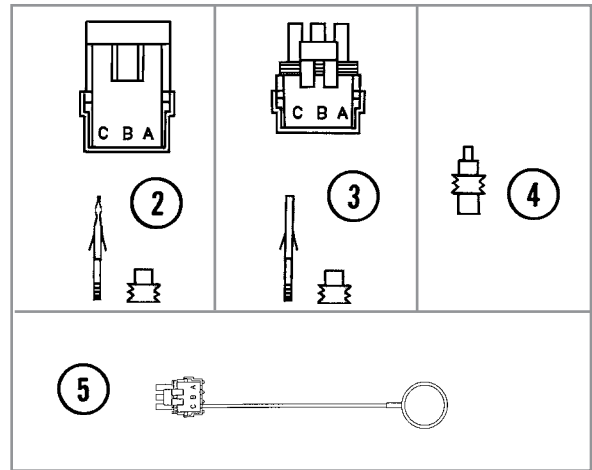
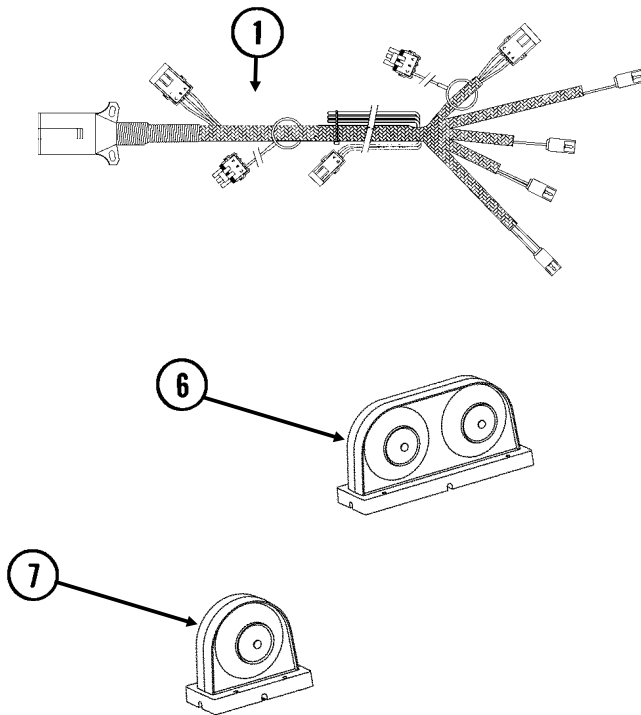
*Not used on sizes with 3/8" hoses.



| ITEM | PART NO. | QTY. | DESCRIPTION |
|------|-------------|------|--|
| 1 | --- | - | See "Row Marker Cylinder, 6 Row 30"" on page P73 See "Row Marker Cylinder, 6 Row 36"/38"/40" and 8 Row 36"/38"/40"" on page P73 |
| 2 | G6801-06-08 | 2 | Elbow W/O-Ring, 90°, 1/16"-18 Male JIC To 3/4"-16 O-Ring, 6 Row 30" |
| | GR1037 | - | O-Ring |
| | G6801-08 | - | Elbow W/O-Ring, 90°, 3/4"-16 Male JIC To O-Ring, 6 Row 36"/38"/40" And 8 Row 30"/36"/38"/40" |
| | GR1037 | - | O-Ring |
| 3 | G6801-06-08 | 2 | Elbow W/O-Ring, 90°, 1/16"-18 Male JIC To 3/4"-16 O-Ring, 6 Row 30" |
| | GR1037 | - | O-Ring |
| | G6400-08 | - | Connector W/O-Ring, 3/4"-16 Male JIC To O-Ring, 6 Row 36"/38"/40" And 8 Row 30"/36"/38"/40" |
| | GR1037 | - | O-Ring |
| | G6400-08-04 | - | Connector W/O-Ring, 3/4"-16 Male JIC To 7/16"-20 O-Ring, 6 Row 36"/38"/40" And 8 Row 30"/36"/38"/40" |
| | GR1465 | - | O-Ring |
| 4 | *A1106 | - | Hose Assembly, 1/4" x 130", 6 Row 30" |
| | *A3114 | - | Hose Assembly, 3/8" x 156", 6 Row 36"/38"/40" |
| | *A1049 | - | Hose Assembly, 3/8" x 160", 8 Row 30" |
| | *A3154 | - | Hose Assembly, 3/8" x 196", 8 Row 36"/38"/40" |
| 5 | *A1168 | - | Hose Assembly, 1/4" x 120", 6 Row 30" |
| | *A3115 | - | Hose Assembly, 3/8" x 146", 6 Row 36"/38"/40" |
| | *A1013 | - | Hose Assembly, 3/8" x 150", 8 Row 30" |
| | *A1028 | - | Hose Assembly, 3/8" x 186", 8 Row 36"/38"/40" |
| 6 | *A3186 | 2 | Hose Assembly, 3/8" x 56" |
| 7 | G6500-06 | 4 | Swivel Elbow, 90°, 1/16"-18 Male JIC To Female, 6 Row 30" |
| | G6500-08-06 | - | Swivel Elbow, 90°, 3/4"-16 Male JIC To 1/16"-18 Female, 6 Row 36"/38"/40" And 8 Row 30"/36"/38"/40" |
| 8 | G10001 | 2 | Hex Head Cap Screw, 3/8"-16 x 1" |
| | G10229 | 2 | Lock Washer, 3/8" |
| 9 | --- | - | See "Row Marker Sequencing/Flow Control Valve" on page P74 |
| 10 | GD10205 | 1 | Mounting Angle |
| 11 | G10017 | 2 | Hex Head Cap Screw, 1/2"-13 x 1 1/2" |
| | G10111 | 2 | Lock Nut, 1/2"-13 |

* Hydraulic hose is not stocked by Kinze Repair Parts, but can be made available on a special order basis. Call for quote.

(PT49a/A9507a/MTR27a/ELC8)



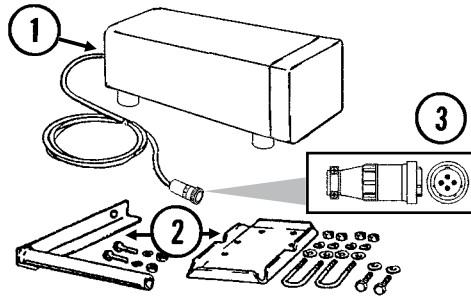
See ["Toolbar Assembly" on page P51](#) for light brackets.

See ["Digital Vacuum Gauge, Analog Vacuum Gauge, and Vacuum Fan Assembly" on page P43](#) for those electrical components.

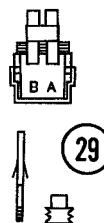
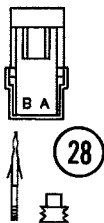
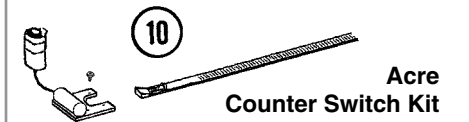
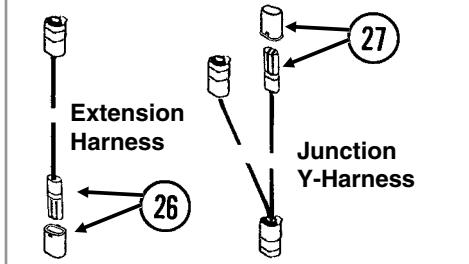
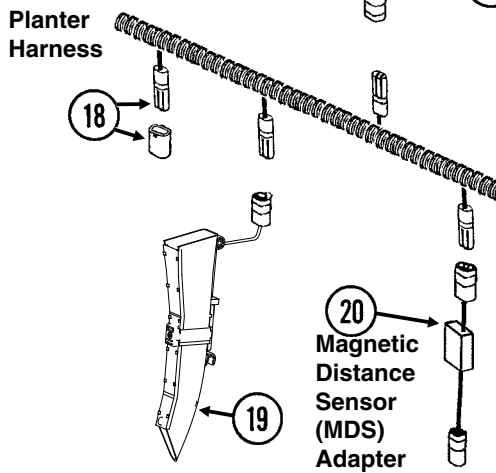
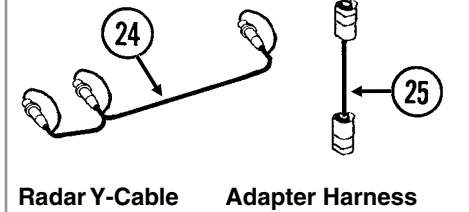
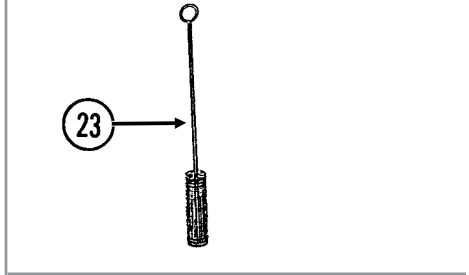
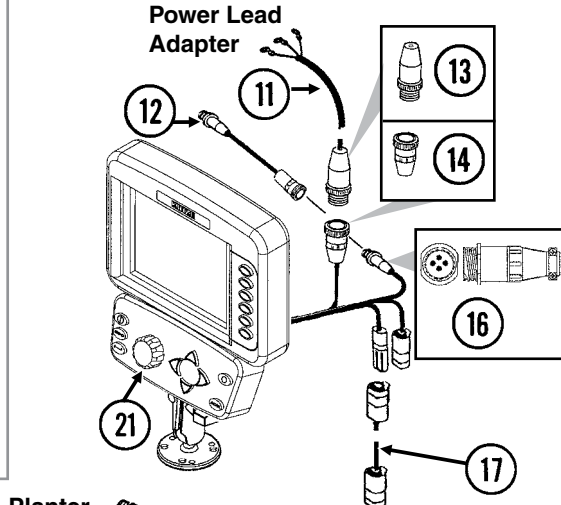
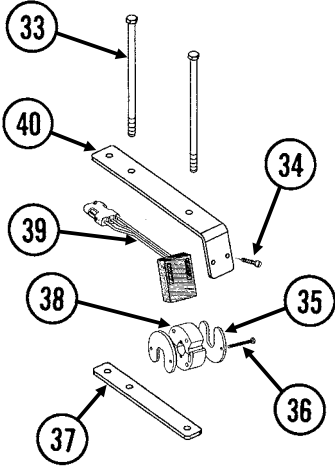
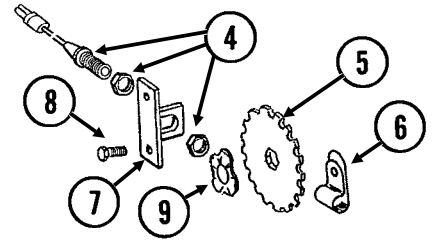
| ITEM | PART NO. | QTY. | DESCRIPTION |
|------|----------|------|--|
| 1 | GA9507 | - | Wiring Harness W/7 Terminal Female Connector, 186", 6 Row 30" (4 Light Connections) |
| | GA9509 | - | Wiring Harness W/7 Terminal Female Connector, 264", 6 Row 36"/38"/40", 8 Row 30"/36"/38"/40" (4 Light Connections) |
| | GA5385 | - | 7 Terminal Female Connector |
| 2 | G1K248 | - | 3-Pin Female Connector Kit (Black), Includes: (3) 3-Pin Female Housings, (9) Pin Contacts, (9) Seals |
| 3 | G1K252 | - | 3-Pin Male Connector Kit (Black), Includes: (3) 3-Pin Male Housings, (9) Socket Contacts, (9) Seals |
| 4 | GD11089 | - | Sealing Plug |
| 5 | GA8047 | - | Dust Plug (Black) |
| 6 | GA6699 | 1 | Double Light Assembly |
| | GA6700 | 1 | Double Light Assembly (Shown) |
| | GR1956 | - | Amber Lens Kit, Includes: (1) Amber Lens, (1) Gasket, and (3) Hex Head Cap Screws |
| | GR1957 | - | Red Lens Kit, Includes: (1) Red Lens, (1) Gasket, and (3) Hex Head Cap Screws |
| | GR1958 | - | Black Cover Kit, Includes: (1) Black Cover, (1) Gasket, and (3) Hex Head Cap Screws |
| | GR1208 | - | Bulb |
| 7 | GA6701 | 2 | Single Amber Light Assembly |
| | GR1956 | - | Amber Lens Kit, Includes: (1) Amber Lens, (1) Gasket, and (3) Hex Head Cap Screws |
| | GR1208 | - | Bulb |

(MTR46dd)


Radar Distance Sensor



Magnetic Distance Sensor (MDS)

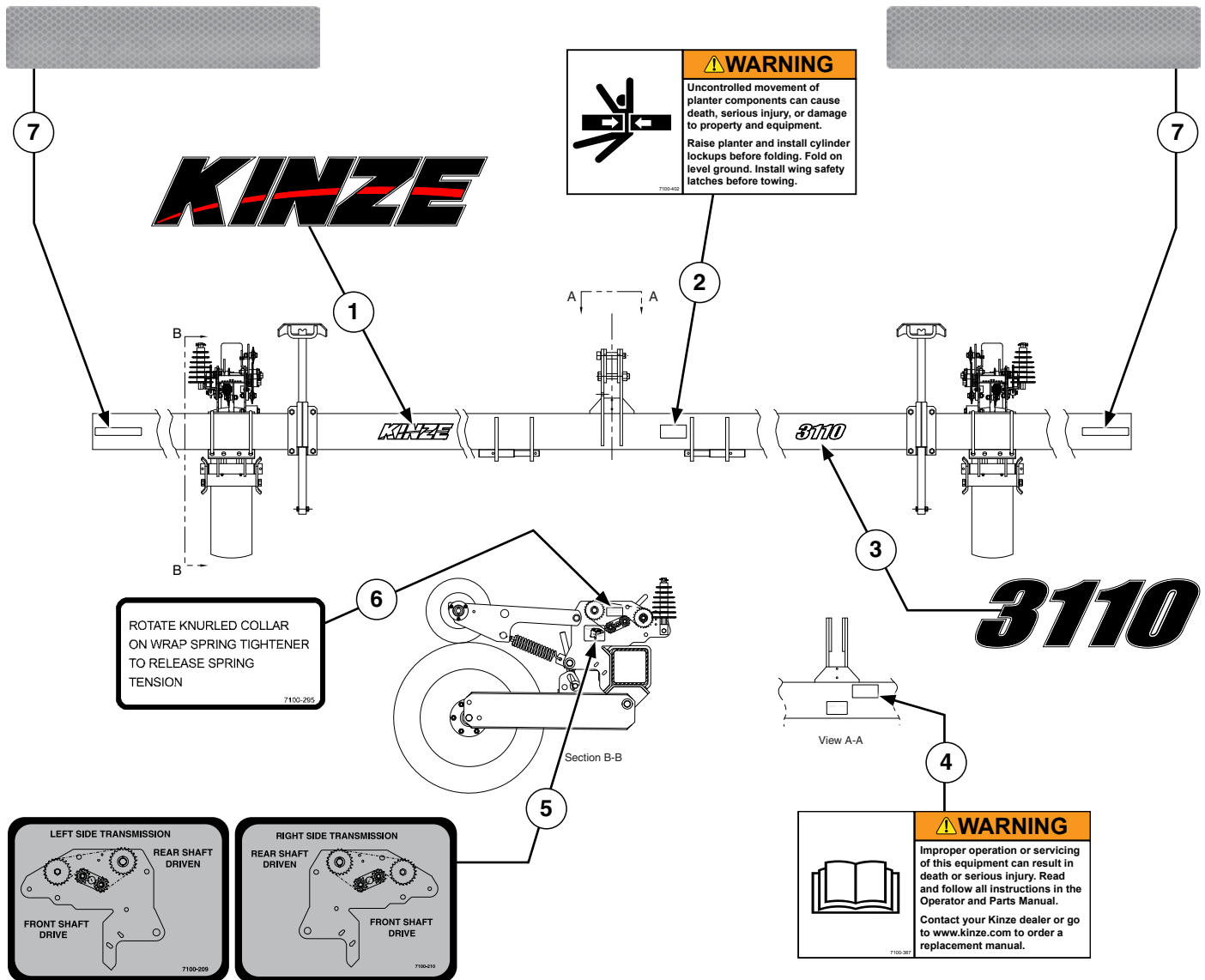


32

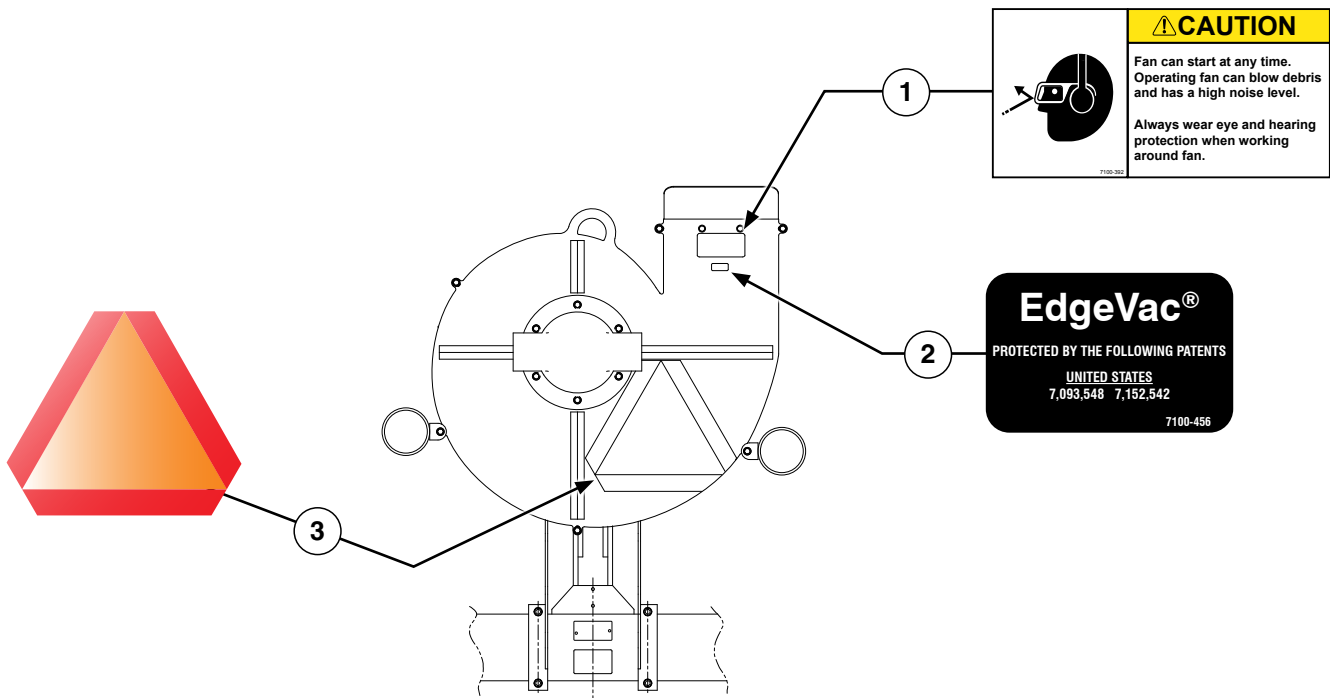


| ITEM | PART NO. | QTY. | DESCRIPTION |
|------|----------|------|---|
| 1 | GA7858 | - | Radar Distance Sensor W/20' Cable |
| 2 | GA8026 | - | Radar Sensor Pipe/Mounting Bracket Package |
| 3 | G1K323 | - | 4-Pin Connector Kit W/Female Housing, Includes: (4) Pins and (1) Cable Clamp |
| 4 | GA5600 | 1 | Magnetic Distance Sensor |
| 5 | GD8751 | - | Magnetic Distance Sensor Pulse Wheel |
| 6 | GD6291 | - | Insulated Clamp, 3/8" |
| 7 | GD8770 | 1 | Bracket |
| 8 | G10001 | 2 | Hex Head Cap Screw, 3/8"-16 x 1" |
| | G10229 | 2 | Lock Washer, 3/8" |
| | G10101 | 2 | Hex Nut, 3/8"-16 |
| 9 | GD8771 | 1 | Spring Wave Washer |
| 10 | G1K249 | - | Acre Counter Switch Kit |
| 11 | GA17547 | 1 | Power Adapter Cable |
| 12 | GA9144 | - | Monitor/Radar Adapter Cable, 10" |
| 13 | G1K267 | - | Power Lead Adapter Connector Kit, Includes: (1) Cable Clamp, (1) 3-Pin Connector, (3) Male Terminal Pins |
| 14 | G1K268 | - | Console Cable Connector Kit, Includes: (1) Cable Clamp, (1) 3-Pin Connector, (1) Lock Ring, (3) Female Terminal Pins |
| 15 | GA8046 | - | Dust Plug (Black) |
| | GA9978 | - | Dust Plug (Blue) |
| 16 | G1K322 | - | 4-Pin Connector Kit W/Male Housing, (4) Female Socket Contacts and (1) Cable Clamp |
| 17 | --- | - | Included In Planter Wiring Harness, See Item 1 on page P77 |
| 18 | GA8021 | - | Planter Harness W/Dust Caps, 4 Row (7 Connectors) |
| | GA8022 | - | Planter Harness W/Dust Caps, 6 Row (9 Connectors) |
| | GA7850 | - | Planter Harness W/Dust Caps, 8 Row (12 Connectors) |
| | GD11993 | - | Dust Cap |
| 19 | GA19961 | - | Seed Tube W/Computerized Sensor |
| | GA19960 | - | Seed Tube (With Holes For Sensor Installation) |
| 20 | GA7859 | 1 | Magnetic Distance Sensor Adapter (Analog To Digital) |
| 21 | G8647x | 1 | KPM III Backlit Console W/Brush (Item 23), Dust Plug (Item 15), Console Mounting Bracket Hardware and Power Harness |
| | GA12403 | - | Mounting Bracket Assembly, Includes: (2) Mounting Brackets, (2) Connector Halves, (1) Compression Spring, (1) Tension Knob, (1) 1/4"-20 x 1 3/4" Hex Head Cap Screw, (1) 1/4" Plastic Washer, (1) 1/4" Steel Washer |
| | GR1762 | - | Console Mounting Bracket Hardware Package, Includes: (3) No. 10-32 x 5/8" Hex Socket Pan Head Plated Screw, (3) 1/4" Plated Lock Washers |
| | GA16082 | - | Power Harness |
| 22 | GA8047 | - | Dust Plug (Black) |
| | GA9979 | - | Dust Plug (Blue) |
| 23 | GR0594 | - | Brush |
| 24 | GR0586 | 1 | Radar Y-Cable (Used To Connect Radar Distance Sensor For Multiple |
| 25 | GA7857 | - | Adapter Harness, 1' |
| 26 | GA7854 | - | Extension Harness W/Dust Cap, 15' |
| | GA7855 | - | Extension Harness W/Dust Cap, 30' |
| | GD11993 | - | Dust Cap |
| 27 | GA7853 | - | Junction Y-Harness W/Dust Cap |
| | GD11993 | - | Dust Cap |
| 28 | G1K321 | - | 2-Pin Female Connector Kit (Black), Includes: (3) 2-Pin Female Housings, (6) Pin Contacts, (6) Seals |
| 29 | G1K320 | - | 2-Pin Male Connector Kit (Black), Includes: (3) 2-Pin Male Housings, (6) Socket Contacts, (6) Seals |

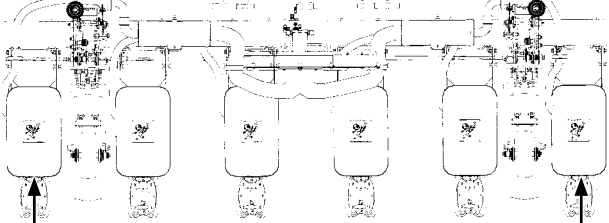


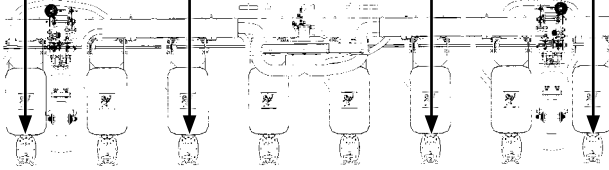

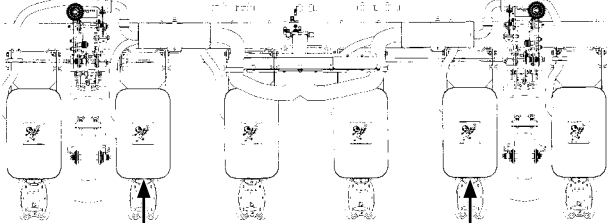


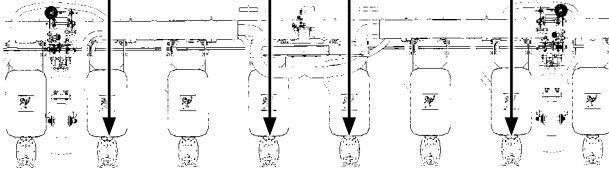

| ITEM | PART NO. | QTY. | DESCRIPTION |
|------|----------|------|--|
| 30 | G1K248 | - | 3-Pin Female Connector Kit (Black), Includes: (3) 3-Pin Female Housings, (9) Pin Contacts, (9) Seals |
| | G1K362 | - | 3-Pin Female Connector Kit (Blue), Includes: (3) 3-Pin Female Housings, (9) Pin Contacts, (9) Seals |
| 31 | G1K252 | - | 3-Pin Male Connector Kit (Black), Includes: (3) 3-Pin Male Housings, (9) Pin Contacts, (9) Seals |
| | G1K363 | - | 3-Pin Male Connector Kit (Blue), Includes: (3) 3-Pin Male Housings, (9) Pin Contacts, (9) Seals |
| 32 | GD11089 | - | Sealing Plug |
| 33 | G10686 | 2 | Hex Head Cap Screw, 3/8"-16 x 8" |
| | G10229 | 2 | Lock Washer, 3/8" |
| | G10101 | 2 | Hex Nut, 3/8"-16 |
| 34 | G11288 | 2 | Pan Head Screw, No. 10-32 x 1 1/4" |
| | G10243 | 2 | Washer, No. 10 SAE |
| | G10758 | 2 | Hex Nut, No. 10-32 |
| 35 | GD11474 | 2 | Cover |
| 36 | G10927 | 2 | Pan Head Machine Screw, No. 8-32 x 1 1/4", Stainless Steel |
| | G10931 | 2 | Lock Washer, No. 8, Internal/External, Stainless Steel |
| | G10928 | 2 | Hex Nut, No. 8-32, Stainless Steel |
| 37 | GD18168 | 1 | Mount |
| 38 | GR1414 | 1 | Actuator |
| 39 | GR1415 | 1 | Rotation Sensor |
| 40 | GD18118 | 1 | Shaft Sensor Mount |
| A | GA6147 | - | Magnetic Distance Sensor and Mounting Package (Items 4-9) |
| B | GR1763 | - | KPM III Loaner (Display Only) |
| C | GA13521 | - | Shaft Sensor Mounting Package (Items 33-40) |
| D | GA8135 | - | Shaft Rotation Kit, Includes: (2) Actuators, (2) Rotation Sensors |








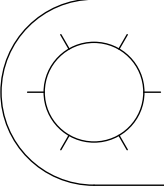

| ITEM | PART NO. | QTY. | DESCRIPTION |
|------|-----------|------|--|
| 1 | G7100-404 | 1 | Decal, Kinze |
| 2 | G7100-402 | 1 | Decal, Warning |
| 3 | G7100-405 | 1 | Decal, 3110 |
| 4 | G7100-387 | 1 | Decal, Warning |
| 5 | G7100-209 | 1 | Decal, Transmission, L.H. Side |
| | G7100-210 | 1 | Decal, Transmission, R.H. Side |
| 6 | G7100-295 | - | Decal, Spring Tension Release |
| 7 | G7100-259 | - | Reflective Decal, Amber, 1½" x 9", Rectangular |

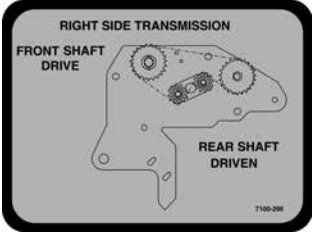
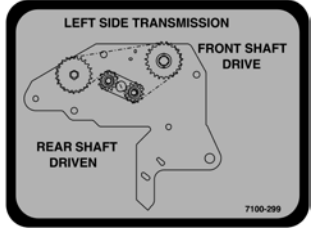
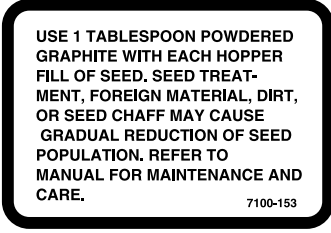











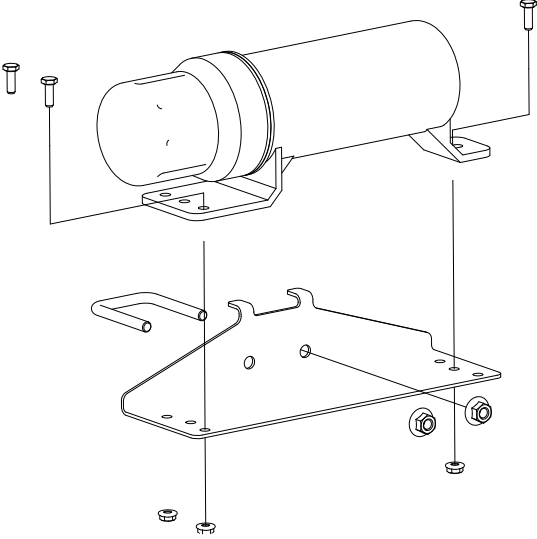
| ITEM | PART NO. | QTY. | DESCRIPTION |
|------|-----------|------|----------------|
| 1 | G7100-392 | 1 | Decal, Caution |
| 2 | G7100-456 | 1 | Decal, EdgeVac |
| 3 | G7100-36 | 1 | SMV Sign |


| | |
|--|---|
|  <p style="text-align: center;">6 Row Sizes</p> |  <p>Part No.: G7100-261 Description: Reflective Decal, Red, 1 3/4" x 9", Die-Cut Quantity: 6 Row - Qty. 2; 8 Row - Qty. 4 - one per row unit - located on the hopper support</p> |
|  <p style="text-align: center;">Optional Granular Chemical</p>  <p style="text-align: center;">8 Row Sizes</p> |  <p>Part No.: G7100-258 Description: Reflective Decal, Red, 1 1/2" x 9", Rectangular Quantity: 6 Row - Qty. 2; 8 Row - Qty. 4 - one per row unit - located on the granular chemical hopper panel extension (if applicable)</p> |
|  <p style="text-align: center;">6 Row Sizes</p> |  <p>Part No.: G7100-263 Description: Reflective Decal, Orange, 1 3/4" x 9", Die-Cut Quantity: 6 Row - Qty. 2; 8 Row - Qty. 4 - one per row unit - located on the hopper support</p> |
|  <p style="text-align: center;">Optional Granular Chemical</p>  <p style="text-align: center;">8 Row Sizes</p> |  <p>Part No.: G7100-260 Description: Reflective Decal, Orange, 1 1/2" x 9", Rectangular Quantity: 6 Row - Qty. 2; 8 Row - Qty. 4 - one per row unit - located on the granular chemical hopper panel extension (if applicable)</p> |

| | |
|---|---|
| | |
| <p>Conventional Row Marker</p> | <p>Part No.: G7100-258 Description: Reflective Decal, Red, 1½" x 9", Rectangular Quantity: 2 (Conventional - one per row marker on outside rear; Low Profile - one per row marker on bottom rear)</p> |
| | <p>Part No.: G7100-259 Description: Reflective Decal, Amber, 1½" x 9", Rectangular Quantity: 2 (one per row marker on front)</p> |
| <p>Low Profile Row Marker</p> | <p>Part No.: G7100-260 Description: Reflective Decal, Orange, 1½" x 9", Rectangular Quantity: 2 (Conventional - one per row marker on inside rear; Low Profile - one per row marker on bottom rear)</p> |
| <p>NOTE: If the machine is not equipped with row markers, one red and one orange reflective decal are located on the rear side of each safety/warning light mounting bracket and an amber reflective decal is located on the front side of each safety/warning light mounting bracket.</p> | |

| | |
|---|--|
| <div style="display: flex; justify-content: space-around;">   </div> <p style="display: flex; justify-content: space-around;"> Conventional Row Marker Low Profile Row Marker </p> | <div style="border: 1px solid black; padding: 5px;"> <p>⚠ WARNING</p>  <p>Row marker can lower at any time and could cause death or serious injury.</p> <p>Stay away from row markers!</p> <p>Install safety lockup device when not in use.</p> </div> <p>Part No.: G7100-397 Description: Decal, Warning Quantity: 1 (Per Row Marker Cylinder - Conventional) 4 (2 Per Row Marker - Low Profile)</p> |
|  | <div style="border: 1px solid black; padding: 5px;"> <p>⚠ WARNING</p>  <p>Agricultural chemicals can cause death or serious injury to persons, animals, and plants or seriously damage soil, equipment, and property. Read and follow all chemical and equipment manufacturer labels and instructions.</p> </div> <p>Part No.: G7100-381 Description: Decal, Warning Quantity: 1 per row unit - located on underside of granular chemical hopper lids</p> |
| <div style="border: 1px solid black; padding: 10px;">  <p>NOTICE -FAN MOTOR CASE DRAIN- ALWAYS CONNECT THE FAN MOTOR CASE DRAIN HOSE TO THE TRACTOR ZERO PRESSURE RETURN. DO NOT CONNECT TO THE TRACTOR SCV OR MOTOR RETURN PORTS AS FAN HYDRAULIC MOTOR FAILURE WILL OCCUR.</p> <p style="text-align: right; font-size: small;">7100-329</p> </div> | <p>Part No.: G7100-329 Description: Tag, Fan Motor Case Drain</p> |
| <div style="border: 2px solid black; padding: 10px; text-align: center;"> <p>ROTATION</p>  <p style="font-size: x-small;">7100-192</p> </div> | <p>Part No.: G7100-192 Description: Decal, Point Row Clutch Rotation</p> |
| <div style="border: 2px solid black; padding: 10px; text-align: center;"> <p>TORQUE 5/8" SPINDLE BOLTS TO 120 FT/LBS. CHECK PERIODICALLY AND RE-TORQUE AS NEEDED.</p> <p style="font-size: x-small;">7100-234</p> </div> | <p>Part No.: G7100-234 Description: Decal, Bolt Torque</p> |

| | |
|---|---|
|  <p>RIGHT SIDE TRANSMISSION FRONT SHAFT DRIVE REAR SHAFT DRIVEN 7100-298</p> | <p>Part No.: G7100-298 Description: Decal, Transmission, R.H. Side (Front Mounted Drive Wheel)</p> |
|  <p>LEFT SIDE TRANSMISSION FRONT SHAFT DRIVE REAR SHAFT DRIVEN 7100-299</p> | <p>Part No.: G7100-299 Description: Decal, Transmission, L.H. Side (Front Mounted Drive Wheel)</p> |
|  <p>USE 1 TABLESPOON POWDERED GRAPHITE WITH EACH HOPPER FILL OF SEED. SEED TREATMENT, FOREIGN MATERIAL, DIRT, OR SEED CHAFF MAY CAUSE GRADUAL REDUCTION OF SEED POPULATION. REFER TO MANUAL FOR MAINTENANCE AND CARE. 7100-153</p> | <p>Part No.: G7100-153 Description: Decal, Information (1 Per Seed Meter)</p> |
|  <p>EVOLUTION SERIES</p> | <p>Part No.: G7100-247 Description: Decal, Logo, 4³/₈" x 4¹/₂" (2 Per Row Unit)</p> |
| | <p>Part No.: G7100-252 Description: Decal, Logo, 3¹/₂" x 3⁵/₈" (Hopper Panel Extension)</p> |
|  | <p>Part No.: GD1512 Description: Cable Tie, 7¹/₂"</p> |
| | <p>Part No.: GD2117 Description: Cable Tie, 14¹/₂"</p> |
|  <p>DAILY 7100-111</p> | <p>Part No.: G7100-111 Description: Decal, Oil Daily</p> |
|  <p>DAILY 7100-116</p> | <p>Part No.: G7100-116 Description: Decal, Grease Daily</p> |
|  <p>A A</p> | <p>Part No.: GD10057-11 Description: Hose Identification Sleeve, Green PP</p> |
| | <p>Part No.: GD10057-12 Description: Hose Identification Sleeve, Green RR</p> |
| | <p>Part No.: GD10057-19 Description: Hose Identification Sleeve, Orange CD</p> |

| | |
|---|--|
|  | <p>Part No.: GR0146MPP Description: Powdered Graphite, Twenty-Four 1 Pound Containers</p> |
|  | <p>Part No.: GR0155MPP Description: Blue Paint, Twelve Aerosol Cans</p> |
|  | <p>Part No.: GR1570MPP Description: Talc Lubricant, Four 8 Pound Containers</p> |
| | <p>Part No.: GR1828 Description: Talc Lubricant, 30 Pound Container</p> |
|  | <p>Part No.: GM0244-01 Description: Operators Manual</p> |
| | <p>Part No.: GM0244-02 Description: Parts Manual</p> |
| | <p>Part No.: GPR1094 Description: Binder (Contact Kinze Repair Parts To Order)</p> |
|  | <p>Part No.: GA15422 Description: Operator's Manual Canister Quantity: 1</p> |
| | <p>Part No.: GD22685 Description: Manual Canister Bracket Quantity: 1</p> |
| | <p>Part No.: GD22692 Description: U-Bolt, 1 3/4" x 1 3/4" x 3/8"-16 Quantity: 1</p> |
| | <p>Part No.: G11091 Description: Serrated Flange Nut, 3/8"-16 Quantity: 2</p> |
| | <p>Part No.: G11166 Description: Hex Socket Flange Cap Screw, 1/4"-20 x 3/4" Quantity: 3</p> |
| <p>Part No.: G11320 Description: Lock Nut, 1/4"-20, Grade B Quantity: 3</p> | |

| | |
|---|---|
|  | <p>Part No.: <u>G7100-484</u> Description: Decal, American Flag</p> |
|---|---|

This page left blank intentionally.

| Part No. | Page | Part No. | Page | Part No. | Page | Part No. | Page |
|----------------|------|-------------|------|-------------|------|-------------|------|
| *A1013..... | P76 | G10014..... | P8 | G10101..... | P64 | G10107..... | P62 |
| *A1028..... | P76 | G10014..... | P42 | G10101..... | P79 | G10108..... | P2 |
| *A1049..... | P76 | G10015..... | P10 | G10101..... | P80 | G10108..... | P2 |
| *A1106..... | P76 | G10016..... | P52 | G10102..... | P10 | G10108..... | P16 |
| *A1168..... | P76 | G10017..... | P34 | G10102..... | P10 | G10108..... | P26 |
| *A3114..... | P76 | G10017..... | P36 | G10102..... | P38 | G10108..... | P44 |
| *A3115..... | P76 | G10017..... | P36 | G10102..... | P38 | G10108..... | P44 |
| *A3154..... | P76 | G10017..... | P76 | G10102..... | P42 | G10108..... | P52 |
| *A3186..... | P76 | G10018..... | P8 | G10102..... | P48 | G10109..... | P8 |
| *A3266..... | P46 | G10018..... | P10 | G10102..... | P50 | G10109..... | P10 |
| *A3292..... | P46 | G10019..... | P72 | G10102..... | P50 | G10109..... | P12 |
| *A3337..... | P46 | G10020..... | P20 | G10102..... | P50 | G10109..... | P34 |
| *A3367..... | P46 | G10021..... | P20 | G10102..... | P52 | G10109..... | P38 |
| *A8247..... | P46 | G10022..... | P20 | G10102..... | P58 | G10109..... | P40 |
| *A8273..... | P46 | G10023..... | P26 | G10102..... | P58 | G10109..... | P42 |
| *G6400-06..... | P74 | G10023..... | P64 | G10102..... | P58 | G10109..... | P57 |
| 700-01078..... | P20 | G10023..... | P64 | G10102..... | P60 | G10109..... | P72 |
| 700-01079..... | P22 | G10026..... | P54 | G10102..... | P62 | G10110..... | P30 |
| A10759..... | P26 | G10026..... | P54 | G10102..... | P68 | G10110..... | P52 |
| A6911..... | P52 | G10033..... | P38 | G10102..... | P70 | G10110..... | P72 |
| A6912..... | P52 | G10033..... | P58 | G10102..... | P72 | G10111..... | P12 |
| A6913..... | P52 | G10036..... | P32 | G10102..... | P72 | G10111..... | P32 |
| A6914..... | P52 | G10036..... | P58 | G10103..... | P30 | G10111..... | P34 |
| A8775..... | P73 | G10037..... | P50 | G10103..... | P60 | G10111..... | P34 |
| A9442..... | P73 | G10037..... | P57 | G10103..... | P60 | G10111..... | P34 |
| G10001..... | P10 | G10038..... | P48 | G10103..... | P64 | G10111..... | P36 |
| G10001..... | P12 | G10038..... | P50 | G10103..... | P64 | G10111..... | P36 |
| G10001..... | P44 | G10038..... | P58 | G10104..... | P14 | G10111..... | P36 |
| G10001..... | P76 | G10039..... | P34 | G10104..... | P50 | G10111..... | P36 |
| G10001..... | P79 | G10039..... | P36 | G10104..... | P52 | G10111..... | P38 |
| G10002..... | P26 | G10039..... | P42 | G10104..... | P54 | G10111..... | P38 |
| G10003..... | P2 | G10040..... | P60 | G10104..... | P54 | G10111..... | P42 |
| G10003..... | P30 | G10045..... | P38 | G10104..... | P60 | G10111..... | P52 |
| G10003..... | P40 | G10045..... | P72 | G10106..... | P10 | G10111..... | P57 |
| G10003..... | P64 | G10046..... | P42 | G10106..... | P10 | G10111..... | P64 |
| G10004..... | P40 | G10047..... | P2 | G10106..... | P36 | G10111..... | P76 |
| G10004..... | P60 | G10047..... | P58 | G10106..... | P56 | G10112..... | P42 |
| G10005..... | P42 | G10048..... | P52 | G10106..... | P57 | G10117..... | P54 |
| G10005..... | P54 | G10049..... | P64 | G10106..... | P58 | G10128..... | P58 |
| G10005..... | P56 | G10061..... | P16 | G10106..... | P60 | G10128..... | P58 |
| G10005..... | P62 | G10063..... | P44 | G10106..... | P68 | G10128..... | P60 |
| G10006..... | P10 | G10064..... | P12 | G10106..... | P70 | G10128..... | P62 |
| G10006..... | P38 | G10064..... | P52 | G10107..... | P10 | G10130..... | P60 |
| G10007..... | P14 | G10064..... | P60 | G10107..... | P12 | G10130..... | P64 |
| G10007..... | P42 | G10069..... | P60 | G10107..... | P32 | G10133..... | P12 |
| G10008..... | P68 | G10082..... | P54 | G10107..... | P36 | G10133..... | P38 |
| G10010..... | P8 | G10101..... | P12 | G10107..... | P42 | G10133..... | P40 |
| G10010..... | P40 | G10101..... | P14 | G10107..... | P42 | G10133..... | P42 |
| G10010..... | P42 | G10101..... | P30 | G10107..... | P42 | G10133..... | P68 |
| G10011..... | P42 | G10101..... | P44 | G10107..... | P56 | G10133..... | P70 |
| G10011..... | P42 | G10101..... | P60 | G10107..... | P58 | G10152..... | P10 |
| G10013..... | P12 | G10101..... | P64 | G10107..... | P60 | G10168..... | P72 |

| Part No. | Page | Part No. | Page | Part No. | Page | Part No. | Page |
|----------|------|----------|------|----------|------|----------|------|
| G10168 | P72 | G10230 | P54 | G10427 | P6 | G10602 | P20 |
| G10171 | P10 | G10230 | P68 | G10427 | P10 | G10602 | P22 |
| G10187 | P68 | G10231 | P54 | G10438 | P2 | G10602 | P24 |
| G10201 | P2 | G10231 | P54 | G10452 | P30 | G10602 | P26 |
| G10201 | P26 | G10232 | P10 | G10459 | P54 | G10602 | P28 |
| G10204 | P6 | G10232 | P10 | G10460 | P68 | G10602 | P56 |
| G10204 | P8 | G10232 | P56 | G10460 | P70 | G10602 | P58 |
| G10207 | P2 | G10232 | P57 | G10460 | P70 | G10602 | P60 |
| G10213 | P6 | G10232 | P58 | G10460 | P70 | G10603 | P20 |
| G10213 | P40 | G10232 | P68 | G10460 | P70 | G10603 | P22 |
| G10213 | P42 | G10232 | P70 | G10462 | P57 | G10603 | P24 |
| G10216 | P8 | G10233 | P56 | G10463 | P10 | G10604 | P20 |
| G10227 | P30 | G10233 | P58 | G10470 | P20 | G10610 | P54 |
| G10227 | P58 | G10233 | P60 | G10496 | P57 | G10620 | P2 |
| G10227 | P60 | G10233 | P64 | G10496 | P64 | G10620 | P8 |
| G10227 | P64 | G10243 | | G10497 | P64 | G10620 | P8 |
| G10227 | P64 | G10253 | P64 | G10499 | P44 | G10620 | P16 |
| G10227 | P64 | G10257 | P64 | G10500 | P20 | G10620 | P26 |
| G10228 | P8 | G10260 | P24 | G10501 | P38 | G10620 | P50 |
| G10228 | P38 | G10303 | P10 | G10501 | P56 | G10621 | P16 |
| G10228 | P38 | G10303 | P34 | G10503 | P34 | G10621 | P20 |
| G10228 | P48 | G10303 | P56 | G10503 | P36 | G10621 | P20 |
| G10228 | P50 | G10303 | P58 | G10503 | P40 | G10621 | P26 |
| G10228 | P50 | G10305 | P31 | G10503 | P42 | G10621 | P31 |
| G10228 | P50 | G10305 | P31 | G10503 | P58 | G10622 | P6 |
| G10228 | P52 | G10306 | P30 | G10523 | P30 | G10622 | P6 |
| G10228 | P58 | G10308 | P12 | G10529 | P31 | G10622 | P31 |
| G10228 | P58 | G10309 | P16 | G10531 | P22 | G10622 | P31 |
| G10228 | P58 | G10310 | P30 | G10536 | P34 | G10634 | P22 |
| G10228 | P60 | G10312 | P2 | G10536 | P36 | G10640 | P8 |
| G10228 | P62 | G10312 | P26 | G10544 | P72 | G10640 | P68 |
| G10228 | P68 | G10312 | P50 | G10546 | P16 | G10640 | P68 |
| G10228 | P70 | G10315 | P10 | G10546 | P28 | G10640 | P70 |
| G10228 | P72 | G10315 | P12 | G10551 | P2 | G10640 | P70 |
| G10228 | P72 | G10315 | P30 | G10567 | P16 | G10641 | P54 |
| G10228 | P72 | G10318 | P36 | G10567 | P26 | G10643 | P42 |
| G10229 | P14 | G10323 | P20 | G10567 | P28 | G10660 | P28 |
| G10229 | P26 | G10323 | P24 | G10570 | P28 | G10669 | P2 |
| G10229 | P30 | G10325 | P6 | G10572 | P36 | G10670 | P26 |
| G10229 | P40 | G10325 | P26 | G10574 | P32 | G10670 | P68 |
| G10229 | P40 | G10326 | P2 | G10574 | P38 | G10676 | P50 |
| G10229 | P44 | G10328 | P6 | G10574 | P42 | G10678 | P52 |
| G10229 | P58 | G10338 | P8 | G10581 | P58 | G10686 | P80 |
| G10229 | P60 | G10338 | P16 | G10581 | P60 | G10690 | P20 |
| G10229 | P64 | G10338 | P57 | G10585 | P34 | G10722 | P72 |
| G10229 | P76 | G10348 | P38 | G10585 | P36 | G10725 | P72 |
| G10229 | P79 | G10371 | P38 | G10597 | P34 | G10730 | P42 |
| G10229 | P80 | G10396 | P52 | G10597 | P36 | G10752 | P16 |
| G10230 | P12 | G10397 | P62 | G10599 | P12 | G10753 | P44 |
| G10230 | P14 | G10400 | P42 | G10599 | P14 | G10757 | P30 |
| G10230 | P52 | G10401 | P20 | G10599 | P44 | G10758 | P30 |
| G10230 | P54 | G10412 | P16 | G10602 | P16 | G10758 | P80 |

| Part No. | Page | Part No. | Page | Part No. | Page | Part No. | Page |
|----------|------|----------|------|-------------|------|-------------|------|
| G10765 | P40 | G11320 | P87 | G11418 | P72 | G6500-06 | P76 |
| G10765 | P42 | G11385 | P28 | G11419 | P12 | G6500-08-06 | P76 |
| G10765 | P64 | G11385 | P30 | G11591 | P2 | G6801-06 | P74 |
| G10801 | P10 | G11385 | P52 | G11592 | P2 | G6801-06-08 | P76 |
| G10804 | P64 | G11385 | P58 | G1K248 | P77 | G6801-06-08 | P76 |
| G10844 | P72 | G11386 | P10 | G1K248 | P80 | G6801-08 | P76 |
| G10859 | P64 | G11386 | P34 | G1K249 | P79 | G6801-10 | P48 |
| G10861 | P56 | G11386 | P60 | G1K252 | P77 | G6801-10-12 | P47 |
| G10864 | P30 | G11387 | P2 | G1K252 | P80 | G6801-12 | P47 |
| G10879 | P70 | G11387 | P2 | G1K267 | P66 | G6801-12 | P48 |
| G10900 | P64 | G11387 | P10 | G1K267 | P79 | G7100-111 | P86 |
| G10912 | P6 | G11387 | P12 | G1K268 | P44 | G7100-116 | P86 |
| G10921 | P28 | G11387 | P12 | G1K268 | P66 | G7100-153 | P86 |
| G10923 | P60 | G11387 | P14 | G1K268 | P79 | G7100-192 | P85 |
| G10923 | P64 | G11387 | P16 | G1K269 | P60 | G7100-209 | P81 |
| G10924 | P8 | G11387 | P26 | G1K269 | P64 | G7100-210 | P81 |
| G10927 | | G11387 | P30 | G1K296 | P8 | G7100-234 | P85 |
| G10928 | P80 | G11387 | P44 | G1K320 | P79 | G7100-247 | P86 |
| G10931 | P80 | G11387 | P58 | G1K321 | P79 | G7100-252 | P86 |
| G10940 | P8 | G11387 | P60 | G1K322 | P79 | G7100-258 | P84 |
| G10967 | P73 | G11387 | P64 | G1K323 | P79 | G7100-259 | P81 |
| G10974 | P40 | G11387 | P64 | G1K345 | P12 | G7100-259 | P84 |
| G10974 | P42 | G11389 | P34 | G1K362 | P80 | G7100-260 | P84 |
| G10996 | P66 | G11389 | P34 | G1K363 | P80 | G7100-261 | P83 |
| G11009 | P20 | G11389 | P34 | G1K377 | P62 | G7100-295 | P81 |
| G11009 | P22 | G11389 | P36 | G1K380 | P58 | G7100-298 | P86 |
| G11009 | P24 | G11389 | P36 | G1K381 | P58 | G7100-299 | P86 |
| G11010 | P42 | G11389 | P36 | G1K385 | P30 | G7100-329 | P85 |
| G11015 | P2 | G11389 | P40 | G1K426 | P47 | G7100-36 | P82 |
| G11028 | P60 | G11389 | P48 | G2100-03 | P58 | G7100-381 | P85 |
| G11073 | P28 | G11389 | P50 | G3303-108 | P2 | G7100-387 | P81 |
| G11075 | P57 | G11389 | P56 | G3303-114 | P28 | G7100-392 | P82 |
| G11078 | P57 | G11389 | P57 | G3303-16 | P2 | G7100-397 | P85 |
| G11081 | P54 | G11389 | P58 | G3303-98 | P2 | G7100-402 | P81 |
| G11091 | P87 | G11389 | P58 | G3305-01 | P31 | G7100-404 | P81 |
| G11100 | P58 | G11389 | P62 | G3310-204 | P62 | G7100-405 | P81 |
| G11123 | P44 | G11391 | P12 | G3310-218 | P56 | G7100-456 | P82 |
| G11124 | P44 | G11391 | P16 | G3310-224 | P56 | G7566X | P14 |
| G11133 | P44 | G11391 | P36 | G3310-68 | P57 | G8158X | P24 |
| G11137 | P50 | G11391 | P42 | G3310-75 | P60 | G8647x | P79 |
| G11145 | P50 | G11391 | P44 | G3400-01 | P58 | GA0167 | P72 |
| G11151 | P22 | G11391 | P54 | G6400-06 | P47 | GA0245 | P72 |
| G11166 | P87 | G11391 | P54 | G6400-06 | P48 | GA0257 | P72 |
| G11172 | P24 | G11391 | P56 | G6400-08 | P76 | GA0895 | P54 |
| G11173 | P24 | G11391 | P58 | G6400-08-04 | P76 | GA10054 | P64 |
| G11209 | P30 | G11391 | P60 | G6400-10 | P48 | GA10063 | P58 |
| G11210 | P24 | G11391 | P60 | G6400-12 | P48 | GA10137 | P16 |
| G11213 | P24 | G11391 | P62 | G6400-L-06 | P48 | GA10143 | P44 |
| G11215 | P44 | G11391 | P72 | G6408-06 | P48 | GA10148 | P44 |
| G11228 | P40 | G11392 | P40 | G6408-12 | P48 | GA10149 | P47 |
| G11236 | P40 | G11392 | P54 | G6500-06 | P47 | GA10151 | P16 |
| G11288 | P80 | G11396 | P70 | G6500-06 | P48 | GA10155 | P16 |

| Part No. | Page | Part No. | Page | Part No. | Page | Part No. | Page |
|----------|------|----------|------|----------|------|----------|------|
| GA10157 | P2 | GA16082 | P79 | GA5183 | P68 | GA6741 | P30 |
| GA10634 | P17 | GA17547 | P44 | GA5188 | P70 | GA6801 | P10 |
| GA10635 | P44 | GA17547 | P66 | GA5190 | P70 | GA6823 | P52 |
| GA10660 | P54 | GA17547 | P79 | GA5192 | P70 | GA6824 | P52 |
| GA10661 | P54 | GA18201 | P20 | GA5196 | P54 | GA6832 | P38 |
| GA10752 | P44 | GA18208 | P22 | GA5202 | P58 | GA6833 | P38 |
| GA10765 | P44 | GA19960 | P79 | GA5385 | P77 | GA6834 | P38 |
| GA10767 | P50 | GA19961 | P79 | GA5548 | P58 | GA6838 | P38 |
| GA10768 | P50 | GA2007 | P16 | GA5552 | P74 | GA6907 | P30 |
| GA10781 | P52 | GA2012L | P6 | GA5572 | P74 | GA7137 | P64 |
| GA10782 | P52 | GA2012R | P6 | GA5600 | P79 | GA7144 | P66 |
| GA10799 | P44 | GA2014 | P6 | GA5654 | P36 | GA7154 | P58 |
| GA10808 | P50 | GA2014 | P10 | GA5654 | P38 | GA7154 | P60 |
| GA10824 | P50 | GA2014 | P36 | GA5654 | P40 | GA7154 | P62 |
| GA11052 | P57 | GA2014 | P38 | GA5654 | P42 | GA7165 | P66 |
| GA11061 | P50 | GA2014 | P40 | GA5698 | P22 | GA7255 | P22 |
| GA11062 | P50 | GA2014 | P42 | GA5698 | P24 | GA7294 | P54 |
| GA11065 | P50 | GA2019 | P20 | GA5699 | P22 | GA7295 | P54 |
| GA11154 | P44 | GA2020 | P20 | GA5715 | P34 | GA7297 | P56 |
| GA11155 | P44 | GA2054 | P10 | GA5715 | P36 | GA7336 | P58 |
| GA11156 | P44 | GA2068 | P56 | GA5718 | P36 | GA7416 | P66 |
| GA11157 | P44 | GA2075 | P30 | GA5719 | P34 | GA7417 | P64 |
| GA11175 | P44 | GA2094 | P31 | GA5719 | P36 | GA7418 | P64 |
| GA11520 | P32 | GA2147 | P54 | GA5794 | P22 | GA7850 | P79 |
| GA11591 | P70 | GA2148 | P54 | GA5795 | P22 | GA7853 | P79 |
| GA11699 | P44 | GA2180 | P60 | GA5796 | P22 | GA7854 | P79 |
| GA11766 | P70 | GA2558 | P54 | GA5834 | P22 | GA7855 | P79 |
| GA11767 | P70 | GA4293 | P48 | GA5853 | P72 | GA7857 | P79 |
| GA11911 | P24 | GA4444 | P26 | GA5892 | P34 | GA7858 | P79 |
| GA11934 | P48 | GA4630 | P57 | GA5982 | P22 | GA7859 | P79 |
| GA11935 | P24 | GA4705 | P54 | GA6038 | P22 | GA7949 | P8 |
| GA11987 | P44 | GA4707 | P52 | GA6078 | P52 | GA7975 | P8 |
| GA12133 | P24 | GA4732 | P52 | GA6147 | P80 | GA7976 | P8 |
| GA12143 | P16 | GA4733 | P52 | GA6168 | P22 | GA8021 | P79 |
| GA12144 | P16 | GA5090 | P56 | GA6171 | P8 | GA8022 | P79 |
| GA12154 | P24 | GA5105 | P56 | GA6171 | P10 | GA8026 | P79 |
| GA12235 | P40 | GA5105 | P58 | GA6171 | P12 | GA8046 | P79 |
| GA12235 | P42 | GA5105 | P60 | GA6171 | P12 | GA8047 | P77 |
| GA12236 | P38 | GA5105 | P62 | GA6182 | P22 | GA8047 | P79 |
| GA12236 | P40 | GA5106 | P58 | GA6184 | P22 | GA8135 | P80 |
| GA12236 | P42 | GA5107 | P56 | GA6187 | P22 | GA8324 | P6 |
| GA12403 | P79 | GA5107 | P58 | GA6434 | P12 | GA8326 | P28 |
| GA12848 | P24 | GA5108 | P58 | GA6478 | P22 | GA8328 | P44 |
| GA13521 | P80 | GA5109 | P58 | GA6597 | P12 | GA8328 | P66 |
| GA13719 | P72 | GA5110 | P58 | GA6618 | P10 | GA8329 | P44 |
| GA14250 | P40 | GA5111 | P58 | GA6619 | P10 | GA8329 | P66 |
| GA14251 | P40 | GA5112 | P58 | GA6620 | P10 | GA8343 | P20 |
| GA15151 | P72 | GA5113 | P58 | GA6633 | P22 | GA8364 | P28 |
| GA15197 | P12 | GA5114 | P56 | GA6699 | P77 | GA8366 | P28 |
| GA15197 | P14 | GA5114 | P60 | GA6700 | P77 | GA8371 | P26 |
| GA15312 | P42 | GA5130 | P70 | GA6701 | P77 | GA8393 | P64 |
| GA15422 | P87 | GA5178 | P68 | GA6733 | P10 | GA8603 | P32 |

| Part No. | Page | Part No. | Page | Part No. | Page | Part No. | Page |
|----------|------|------------|------|----------|------|----------|------|
| GA8603 | P42 | GB0358 | P24 | GD1059R | P26 | GD11474 | P80 |
| GA8641 | P32 | GB0383 | P40 | GD1060 | P26 | GD11490 | P54 |
| GA8641 | P42 | GB0387 | P38 | GD1061 | P28 | GD11508 | P14 |
| GA8747 | P66 | GB0387 | P40 | GD1063 | P28 | GD11509 | P14 |
| GA8760 | P40 | GB0387 | P42 | GD1065 | P2 | GD11528 | P20 |
| GA8918 | P73 | GB0410 | P20 | GD1083 | P20 | GD1166 | P54 |
| GA8919 | P73 | GB0464 | P40 | GD1085 | P12 | GD11677 | P32 |
| GA9131 | P42 | GB0464 | P40 | GD1086 | P8 | GD11787 | P20 |
| GA9144 | P79 | GB0554 | P72 | GD10963 | P30 | GD11845 | P2 |
| GA9440 | P73 | GD0438 | P68 | GD10984 | P30 | GD11845 | P6 |
| GA9443 | P73 | GD0453-02 | P68 | GD10991 | P8 | GD11845 | P10 |
| GA9507 | P77 | GD0453-03 | P70 | GD10993 | P2 | GD11962 | P2 |
| GA9509 | P77 | GD0453-04 | P70 | GD11017 | P6 | GD11962 | P26 |
| GA9714 | P17 | GD0453-08 | P70 | GD11045 | P60 | GD11993 | P79 |
| GA9844 | P42 | GD0462 | P68 | GD11045 | P64 | GD11993 | P79 |
| GA9845 | P42 | GD0746 | P72 | GD11089 | P77 | GD11993 | P79 |
| GA9846 | P56 | GD0752-41 | P70 | GD11089 | P80 | GD12510 | P73 |
| GA9861 | P42 | GD0840 | P72 | GD1109 | P10 | GD12510 | P73 |
| GA9862 | P42 | GD0844 | P54 | GD1109 | P12 | GD12511 | P73 |
| GA9865 | P42 | GD0914-126 | P60 | GD11120 | P64 | GD12511 | P73 |
| GA9978 | P79 | GD0914-66 | P60 | GD11122 | P22 | GD12561 | P17 |
| GA9979 | P79 | GD0914-86 | P60 | GD1114 | P52 | GD12561 | P17 |
| GB0110 | P20 | GD0914-96 | P60 | GD1115L | P30 | GD12726 | P66 |
| GB0115 | P28 | GD10102 | P64 | GD1115R | P30 | GD12817 | P42 |
| GB0116 | P28 | GD10103 | P64 | GD1116 | P30 | GD12826 | P42 |
| GB0120 | P20 | GD10104 | P64 | GD1118 | P30 | GD12827 | P42 |
| GB0213 | P42 | GD10123 | P64 | GD11219 | P26 | GD12829 | P42 |
| GB0218 | P16 | GD10200 | P64 | GD11239 | P16 | GD13361 | P2 |
| GB0218 | P42 | GD10205 | P76 | GD11239 | P26 | GD13394 | P58 |
| GB0218 | P42 | GD1026 | P2 | GD11239 | P28 | GD13394 | P60 |
| GB0239 | P10 | GD1026 | P26 | GD11240 | P28 | GD13422 | P58 |
| GB0239 | P12 | GD1026 | P58 | GD11259 | P2 | GD13422 | P60 |
| GB0254 | P12 | GD10283 | P72 | GD11259 | P6 | GD14065 | P12 |
| GB0258 | P58 | GD10328 | P54 | GD11279 | P17 | GD14170 | P42 |
| GB0258 | P62 | GD10329 | P56 | GD11286 | P20 | GD14258 | P44 |
| GB0265 | P2 | GD10332 | P56 | GD11297 | P28 | GD14398 | P32 |
| GB0266 | P2 | GD10336 | P57 | GD11305 | P26 | GD14413 | P57 |
| GB0267 | P2 | GD10337 | P58 | GD11306 | P6 | GD14414 | P57 |
| GB0268 | P10 | GD10403 | P54 | GD11311 | P20 | GD14426 | P57 |
| GB0268 | P12 | GD10407 | P58 | GD11313 | P14 | GD14429 | P57 |
| GB0274 | P2 | GD1041 | P20 | GD1132 | P36 | GD14430 | P57 |
| GB0276 | P8 | GD1042 | P20 | GD1132 | P38 | GD14431 | P57 |
| GB0278 | P16 | GD10473 | P6 | GD1132 | P40 | GD14432 | P57 |
| GB0278 | P28 | GD10473 | P10 | GD1132 | P42 | GD14467 | P24 |
| GB0282 | P12 | GD10510 | P64 | GD11413 | P16 | GD14468 | P24 |
| GB0285 | P2 | GD10519 | P40 | GD11413 | P28 | GD14477 | P24 |
| GB0291 | P42 | GD10519 | P42 | GD11423 | P8 | GD14512 | P64 |
| GB0301 | P6 | GD10525 | P64 | GD11424 | P26 | GD14513 | P64 |
| GB0314 | P16 | GD10527 | P64 | GD1143 | P31 | GD14536 | P44 |
| GB0319 | P24 | GD10528 | P64 | GD1144 | P31 | GD14541 | P24 |
| GB0328 | P24 | GD10529 | P64 | GD1145 | P31 | GD14592 | P24 |
| GB0331 | P16 | GD1059L | P26 | GD11453 | P8 | GD14595 | P58 |

| Part No. | Page | Part No. | Page | Part No. | Page | Part No. | Page |
|------------|------|-----------|------|-----------|------|----------|------|
| GD14626 | P50 | GD21540 | P72 | GD7878 | P22 | GR0911 | P60 |
| GD14627 | P50 | GD2161 | P70 | GD7889 | P34 | GR0912 | P56 |
| GD14660 | P44 | GD22685 | P87 | GD7889 | P36 | GR0912 | P57 |
| GD1512 | P86 | GD22692 | P87 | GD7889 | P58 | GR0912 | P60 |
| GD15386 | P70 | GD2423 | P30 | GD7889 | P60 | GR0912 | P62 |
| GD15663 | P24 | GD24545 | P2 | GD7890 | P34 | GR1032 | P74 |
| GD15696 | P58 | GD2460 | P31 | GD7890 | P36 | GR1033 | P74 |
| GD15698 | P20 | GD24805 | P24 | GD8175 | P54 | GR1034 | P74 |
| GD15699 | P22 | GD2557 | P52 | GD8237 | P22 | GR1035 | P74 |
| GD15700 | P24 | GD2558 | P56 | GD8266 | P34 | GR1036 | P74 |
| GD15747 | P16 | GD2558 | P57 | GD8307 | P36 | GR1037 | P74 |
| GD15789 | P44 | GD2597 | P72 | GD8460 | P12 | GR1037 | P76 |
| GD15790 | P44 | GD26419 | P20 | GD8701 | P52 | GR1037 | P76 |
| GD15791-03 | P50 | GD26793 | P40 | GD8751 | P79 | GR1037 | P76 |
| GD15792-10 | P50 | GD2721 | P68 | GD8770 | P79 | GR1037 | P76 |
| GD15792-15 | P50 | GD2721 | P70 | GD8771 | P79 | GR1038 | P74 |
| GD15799 | P50 | GD27233 | P73 | GD8778 | P22 | GR1039 | P74 |
| GD15803 | P44 | GD28390 | P2 | GD9120 | P12 | GR1040 | P74 |
| GD15804 | P44 | GD2947 | P30 | GD9254 | P32 | GR1041 | P74 |
| GD15849-02 | P44 | GD2971-10 | P26 | GD9254 | P42 | GR1042 | P74 |
| GD15850 | P50 | GD3180-12 | P10 | GD9290 | P10 | GR1043 | P74 |
| GD15854 | P50 | GD3180-15 | P56 | GD9305 | P10 | GR1044 | P74 |
| GD15856-01 | P50 | GD3180-15 | P60 | GD9529 | P66 | GR1045 | P47 |
| GD15856-02 | P50 | GD3180-15 | P62 | GD9530 | P66 | GR1045 | P48 |
| GD15863 | P44 | GD3612 | P2 | GD9562 | P10 | GR1045 | P48 |
| GD16188 | P48 | GD4086 | P46 | GD9667 | P64 | GR1045 | P48 |
| GD16224-01 | P44 | GD5752 | P56 | GD9671 | P64 | GR1045 | P74 |
| GD16245 | P2 | GD5753 | P56 | GD9672 | P64 | GR1045 | P74 |
| GD17014 | P2 | GD5804 | P54 | GD9715 | P38 | GR1045 | P74 |
| GD17021 | P24 | GD5857 | P38 | GD9720 | P38 | GR1046 | P74 |
| GD17028 | P24 | GD5857 | P57 | GD9724 | P38 | GR1047 | P74 |
| GD17047 | P24 | GD5857 | P60 | GD9724 | P40 | GR1048 | P74 |
| GD17048 | P24 | GD5860 | P60 | GD9724 | P42 | GR1208 | P77 |
| GD17049 | P24 | GD5875 | P70 | GD9749 | P52 | GR1208 | P77 |
| GD17050 | P24 | GD5892 | P68 | GD9750 | P52 | GR1303 | P64 |
| GD17099 | P24 | GD6291 | P79 | GM0244-01 | P87 | GR1304 | P64 |
| GD17104 | P24 | GD7041 | P54 | GM0244-02 | P87 | GR1305 | P64 |
| GD17152 | P24 | GD7127 | P57 | GR0146MPP | P87 | GR1306 | P64 |
| GD17162 | P24 | GD7145 | P50 | GR0150 | P72 | GR1414 | P80 |
| GD17186 | P24 | GD7145 | P52 | GR0151 | P72 | GR1415 | P80 |
| GD17187 | P24 | GD7145 | P64 | GR0155MPP | P87 | GR1447 | P66 |
| GD1755 | P22 | GD7148 | P28 | GR0193 | P68 | GR1450 | P66 |
| GD18095 | P24 | GD7258 | P28 | GR0193 | P68 | GR1465 | P76 |
| GD18098 | P24 | GD7318 | P2 | GR0196 | P28 | GR1466 | P48 |
| GD18118 | P80 | GD7426 | P58 | GR0196 | P2 | GR1466 | P48 |
| GD18168 | P80 | GD7803 | P32 | GR0270 | P54 | GR1467 | P47 |
| GD18704 | P20 | GD7803 | P42 | GR0367 | P68 | GR1467 | P47 |
| GD19292 | P32 | GD7804 | P32 | GR0375 | P68 | GR1467 | P48 |
| GD19292 | P42 | GD7804 | P42 | GR0434 | P54 | GR1467 | P48 |
| GD19333 | P20 | GD7817-01 | P36 | GR0586 | P79 | GR1467 | P48 |
| GD19790 | P20 | GD7817-04 | P36 | GR0594 | P79 | GR1529 | P73 |
| GD2117 | P86 | GD7823 | P36 | GR0664 | P20 | GR1529 | P73 |

| Part No. | Page | Part No. | Page | Part No. | Page | Part No. | Page |
|-----------------|------|----------|------|----------|------|----------|------|
| GR1569 | P20 | | | | | | |
| GR1570MPP | P87 | | | | | | |
| GR1734 | P47 | | | | | | |
| GR1736 | P44 | | | | | | |
| GR1762 | P79 | | | | | | |
| GR1763 | P80 | | | | | | |
| GR1777 | P44 | | | | | | |
| GR1828 | P87 | | | | | | |
| GR1848 | P20 | | | | | | |
| GR1897 | P20 | | | | | | |
| GR1956 | P77 | | | | | | |
| GR1956 | P77 | | | | | | |
| GR1957 | P77 | | | | | | |
| GR1958 | P77 | | | | | | |

| Part No. | Page | Part No. | Page | Part No. | Page | Part No. | Page |
|----------|------|----------|------|----------|------|----------|------|
| | | | | | | | |