

P2000 SERIES AIR DISK DRILLS

P2080 | P2085



PRECISE SEEDING IN THE TOUGHEST CONDITIONS

The New Holland P2000 Series air disk drills lead the pack with a state-of-the-art design that raises the bar to an all-new level of seed placement accuracy and durability. The design of these models focuses on essential agronomic principles that lead to better stands, higher yields and more profit for you. Durable construction and easy adjustments decrease maintenance and reduce downtime. By combining efficiency and accuracy, the P2000 Series air disk drills provide maximum productivity.



AN OPENER THAT REDEFINES PRECISION

The patented parallel link opener design delivers industry-leading seed placement accuracy at higher speeds and over rougher terrain. It ensures best-in-class seed emergence in a variety of soils, seeding depths and field conditions. And, the low-maintenance design allows operators to spend more time where it counts – in the field.



CUTTING-EDGE TECHNOLOGY FOR THE ULTIMATE IN SEED PLACEMENT

These drills tackle the toughest and most demanding fields with ease. Their parallel-arm mounted row units provide unmatched depth accuracy.

COVER ACRES FASTER AND SMARTER

P2000 Series air disk drills are designed to operate at higher ground speeds of 7 to 8 miles per hour to cover more acres per day. These higher operating speeds, combined with widths up to 60 feet, provide unmatched productivity.

VERSATILITY YOU WILL LIKE

Growers will appreciate superior seeding in a wide spectrum of tillage practices – from conventional to no-till. Whether you are seeding soybeans, wheat, hybrid rice or other small grains, these drills are designed to tackle the toughest and most demanding fields with ease.

CHOOSE THE BEST MODEL FOR YOUR OPERATION:

THE P2080 HANDLES BIGGER ACRES

The **P2080** disk drill model is specifically designed for Flexi-Coil® P Series air cart applications. It's offered in 30-, 40-, 50- and 60-foot widths in 7.5- or 10-inch spacing for big acres and maximum productivity.

THE ALL-IN-ONE P2085

The **P2085** features a mounted, single-product tank and is offered in 30- and 40-foot widths, with 7.5- or 10-inch spacing. The mounted tank holds 70 bushels on the 30-foot disk drill and 100 bushels on the 40-foot model.

Model	Tank Type	Working Width (feet)	Spacing (inches)
P2080	Air Cart	30, 40, 50, 60	7.5, 10
P2085	Mounted	30, 40	7.5, 10

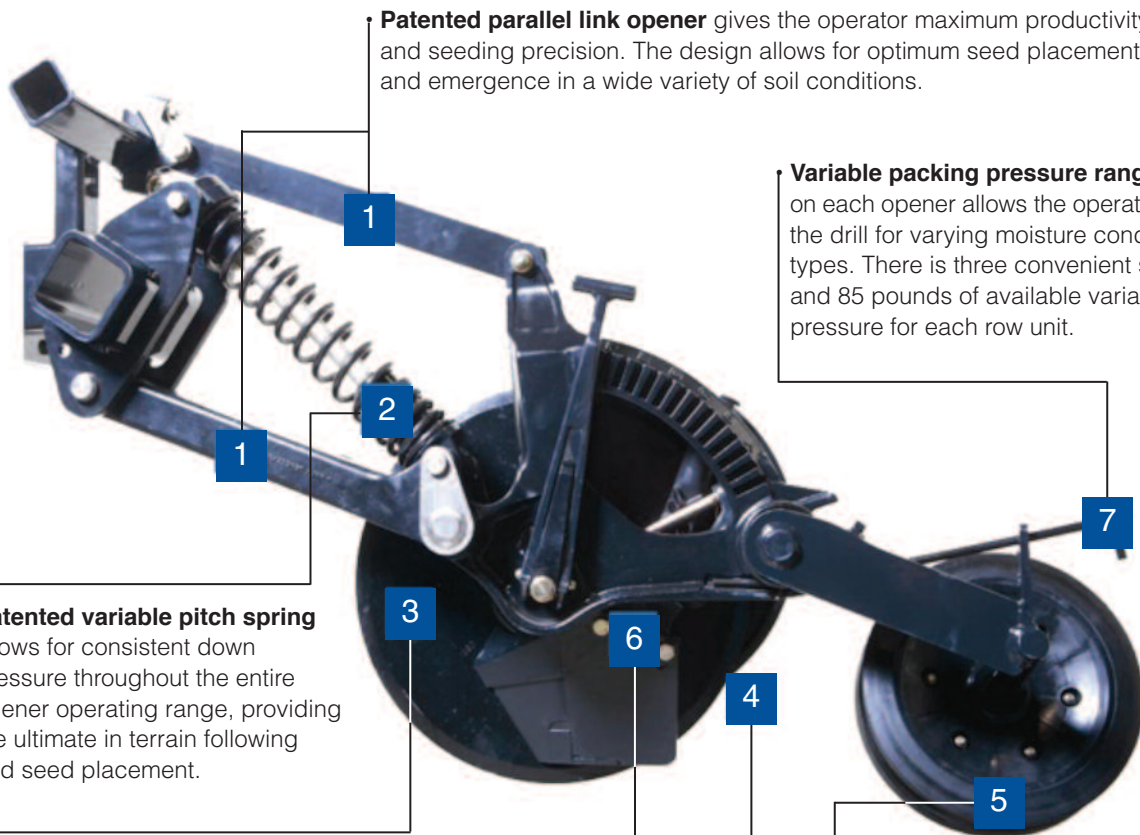
THE HEART OF THE P2000 SERIES DRILL THE OPENER THAT REDEFINES “PRECISION”



NO-TOOLS ADJUSTMENT

No tools are necessary to adjust depth on these drills. The spring-loaded T-handle on each opener allows you to easily adjust depth from 0 to 3.5 inches. The adjustment range is divided into 14 increments which are labeled for a quick visual reference.





Patented parallel link opener gives the operator maximum productivity and seeding precision. The design allows for optimum seed placement and emergence in a wide variety of soil conditions.

Variable packing pressure range adjustment

on each opener allows the operator to further tailor the drill for varying moisture conditions and soil types. There is three convenient settings of 60, 75 and 85 pounds of available variable packing pressure for each row unit.

Patented variable pitch spring allows for consistent down pressure throughout the entire opener operating range, providing the ultimate in terrain following and seed placement.

When the going gets tough the 18-inch disk blade cleanly cuts through the heaviest of crop residue. This ideal disk size reduces residue 'hair pinning' and maximizes seed to soil contact for ideal seed germination. The disks are also set at a seven-degree angle to open a uniform seed trench where the seed is accurately placed.

Angled seed boot leads to consistent and accurate seed depth and placement.

4.5" x 16" semi-pneumatic heavy-duty gauge wheel provides accurate and consistent seed placement.

A closing system to accommodate all soil conditions

A heavy-duty-rubber, smooth-faced concave 4"x12" packer wheel is designed specifically for exceptional closing in tough conditions, whether you have clay, sandy or both types of soils. The double-edge closing wheel follows behind to seal the trench and is effective in a wide variety of soil conditions. The closed trench is essential to providing maximum seed-to-soil contact for uniform germination and plant stand establishment. The hollow center of the closing system further maintains a smooth field finish and reduces soil compaction.



IN-CAB DOWN-PRESSURE CONTROL

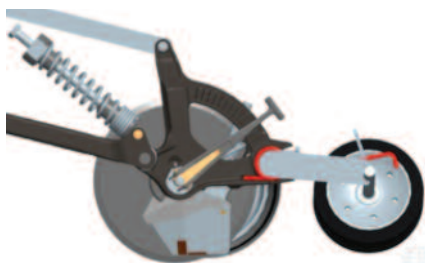
In-cab hydraulic down pressure adjustment is standard equipment, allowing operators to make on-the-go adjustments without leaving the seat by using the IntelliView™ IV display. Three convenient presets help maintain ideal row-unit-down pressure for changing field conditions. (ISO11783 electronics compatible with IntelliView™ IV monitors)

UNMATCHED DURABILITY COMBINED WITH REDUCED MAINTENANCE COSTS



P2000 Series disk drills set a higher standard when it comes to durability. You'll find no other model comes close. And, durability is the key to reducing your downtime and maintenance costs. How tough are your soil and field conditions? Whether you have rocks, sandy soils or corn stalks, wear and tear on P2000 Series disk drills is minimized in unforgiving environments. Take a look and see how New Holland has given careful attention to the durable details of these drills.

- **Earth Metal® formulated boron steel disk blades** are designed to provide unmatched strength and durability in all conditions.
- Each opener features a long-life disk scraper with **integral tungsten carbide wear components**
- The entire row unit is built tough, including **1.25-inch heavy-duty main pivot spindles** and **pivot pins with oil-impregnated copper iron alloy bushings** for unrivaled durability.



- **Hardened wing pins** with replaceable bushings
- **Sealed double row main bearing** with integral triple lip seals and external shield
- **Row unit cast frame**, link and adjustment handle
- **Heavy-duty packer wheel**
- **High-strength chrome silicon springs**
- **High-quality, powder-coat** paint finish
- **Cat IV floating hitch** with hardened pins and replaceable bushings


REDUCED MAINTENANCE AND DOWNTIME

When maintenance is required, New Holland has made it simple, easy and quick. By removing two bolts and one snap ring, you can access the internal triple sealed bearings on each opener in less than 30 seconds. In addition, there is only **one grease point on the entire row unit**, which is located on the gauge wheel adjustable spindle and requires greasing every 50 hours.



OPEN FRAME DESIGN

An open frame design allows for easy accessibility and maintenance across the width of the drill.



TOOLBAR DESIGN

The **split rank toolbar** is changed easily to 15 inches on 7.5-inch models, and to 20 inches on a 10-inch model. To change from 7.5- to 15-inch spacing, simply lock out one of the two desired ranks. You can switch diverters on the P2085 from front, back or both ranks by simply rotating the flow valve on each run. On P2080 models, you can easily switch out the EZ-Flow header inserts to divert product to front or rear ranks.



25° TOTAL WING FLEX

With 25 degrees of total wing flex—15 degrees up and 10 down—these drills provide industry-leading ground following to maintain and maximize uniform seed placement over any topography.

EXCEPTIONAL WEIGHT DISTRIBUTION

These New Holland drills have been designed to provide exceptional weight distribution that's ideal for a wide range of soils and crops such as soybeans, wheat, barley, and rice.

CONVENIENT, NARROW TRANSPORT

All P2080 and P2085 configurations fold to narrow dimensions for easy travel between locations.



50- and 60-foot P2080 models come in a 5-section vertical double-fold.




30- and 40-foot models come in a 3-section vertical single-fold.

GET THE BENEFITS OF A MOUNTED SEED TANK

The P2085 disk drill models feature a mounted seed tank with the capacity needed to get the job done—a roto-molded, non-pressurized-plastic, 70-bushel mounted tank for 30-foot models, and a 100-bushel seed tank for 40-foot models.

IMPROVED MANEUVERABILITY

The mounted seed tank evens the weight distribution across the machine, and adds maneuverability around corners while transporting equipment.



EASY-ACCESS METER BOX

The P2085 meter box is designed specifically for easy access to meter for quick adjustment, cleanout and service. Variable-rate seed drive features easy rate adjustment and monitoring through the IntelliView™ IV OR ISO11783-compatible display. Outstanding accessibility also allows you to quickly change meter segments to accommodate a wide range of seeds and crop types.



LARGE PLATFORM AND TANK OPENING FOR EASY LOADING

A large platform with easy accessibility and large tank opening make loading a breeze.

THE MOST ACCURATE METER AND SECTIONAL CONTROL AVAILABLE

Combine the P2080 with a new Flexi-Coil® P Series air cart and you get the accuracy of the exclusive IntelliRate™ Modular Metering System (IMMS). Add the sectional control option and you are sure to get the most out of every dollar you pay for inputs by shutting off rows or sections to eliminate double applications of seed and fertilizer. With PLM™ auto guidance, the system turns off air drill sections automatically when you encounter areas that have already been covered, or at headland turns, point rows, waterways, and terraces. The system controls up to 8 primary product runs, with potential for future expandability.

VARIABLE RATE CONTROL

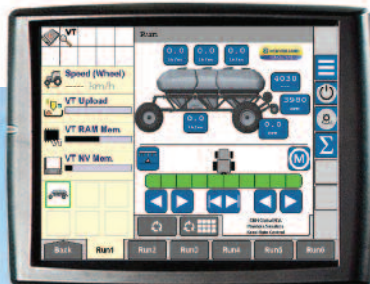
For maximum precision, you can vary application rates on the go manually (standard equipped) or automatically with the optional task controller software combined with pre-loaded prescription maps. GPS position is communicated to the rate controller which varies application rates by zone, based your prescription map criteria like soil ph, fertility, irrigation, etc.

INTELLIVIEW™ IV PLUG AND PLAY, AND SECTIONAL CONTROL READY

The IntelliView™ IV touchscreen display gives you advanced monitoring and control, with even faster processing power. It takes the guesswork out of rate setting and allows for easy on-the-go changes. The task controller is built right into the display. You can load “prescription maps” and transfer data in and out of the monitor using the USB.



IntelliRate™ Modular Metering System (IMMS) Module



FLOW AND BLOCKAGE SENSORS

Keep an eye on your seeding job with sensors. The P2085 features **standard flow and blockage sensors**. When combined with the IntelliView™ IV in-cab display, the flow sensors also provide accurate seed population counts. The P2080 can be ordered with optional primary blockage sensors on each seed run or full secondary blockage on every run, which can also be viewed on the IntelliView™ IV in cab display.

LEADING ACCURACY AND FLEXIBILITY

NEW Flexi-Coil® P Series air carts from New Holland are “resetting the standard” for unprecedented accurate, reliable air delivery. Redesigned from the ground up, these new air carts are a fresh example of Flexi-Coil heritage and innovation. The proof? Over 50 new patents pending, and real advantages that increase your return on investment.



INDUSTRY-LEADING TYPE B DISTRIBUTION SYSTEM FOR UNMATCHED ACCURACY

With primary product division at the meter box, and secondary division on the drill, the Flexi-Coil® system provides unmatched accuracy and the preferred delivery system for air cart applications.



DISTRIBUTE OR COMBINE ANY TANK TO ANY RUN

P Series air carts give you the ability to apply seed, fertilizer or granular products in a single pass. Each primary run on the IntelliRate™ Modular Metering System (IMMS) operates using patented, independent, 24-volt electric-drive motors with integrated controls that provide the flexibility to accurately apply product in either single-shoot or double-shoot applications. This modular system can distribute and combine any tank to any primary run.

CHOOSE FROM SEVEN MODELS

Model	P2350	P3440	P4460	P3550	P4580	P4760	P4950
Capacity, bu.	350	435	460	555	580	760	950
Compartments	2	3	4	3	4	4	4
Configuration	Tow-Behind/Tow-Between					Tow-Behind	Tow-Behind
Main Tank Material	Polyethylene Roto-molded						
Auxiliary Tank Material	N/A	N/A	Steel	N/A	Steel	Steel	Steel
Meter Drive System	IntelliRate™ Multi-Segment / Variable Rate Metering						

P2000 SERIES AIR DISK DRILL SPECIFICATIONS

MODELS		P2080				P2085	
Toolbar width	ft. (m)	30 (9.1)	40 (12.2)	50 (15.2)	60 (18.3)	30 (9.1)	40 (12.2)
Transport height	ft. (m)	13 (3.96)	13.8 (4.2)	13.2 (4.0)	14.75 (4.5)	12.92 (3.94)	13.8 (4.2)
Transport width	ft. (m)	12 (3.65)	18.5 (5.63)	18.7 (5.7)	18.7 (5.7)	12 (3.65)	18.5 (5.63)
Road-to-opener clearance	in. (cm)	8.5 (21.6)	8.5 (21.6)	8.5 (21.6)	8.5 (21.6)	8.5 (21.6)	8.5 (21.6)
Weight 7.5" spacing (empty)	lbs. (kg)	19,600 (8900)	24,800 (11,250)	40,000 (18,144)	45,500 (20,412)	21,000 (9600)	26,500 (12,000)
Weight 10" spacing (empty)	lbs. (kg)	17,500 (7900)	22,100 (10,000)	36,000 (16,329)	41,500 (18,7597)	17,500 (8700)	23,800 (10,800)
Length w/ rear hitch (pin to pin)	in. (m)	36.4 (11.09)	38.6 (11.76)	38.6 (11.76)	38.6 (11.76)	36.4 (11.09)	38.6 (11.76)
Available spacing	in. (cm)	7.5 (19.1) & 10 (25.4)				7.5 (19.1) & 10 (25.4)	
Split rank capability	in. (cm)	15 (38.1) 20 (50.8)	15 (38.1) 20 (50.8)	15 (38.1)	15 (38.1)	15 (38.1) 20 (50.8)	15 (38.1) 20 (50.8)
Number of row units 7.5" spacing		48	64	80	96	48	64
Number of row units 10" spacing		36	48	60	72	36	48
Minimum tractor PTO hp required 7.5" spacing*		195	260	304	365	195	260
Minimum tractor PTO hp required 10" spacing*		145	195	228	274	145	195
Minimum tractor PTO hp required 7.5" spacing with air cart*		260 to 295	325 to 360	369 to 404	430 to 465	260 to 295	325 to 360
Minimum tractor PTO hp required 10" spacing with air cart*		210 to 245	260 to 295	293 to 328	339 to 374	210 to 245	260 to 295
Fold type		Single	Single	Double	Double	Single	Single
Wing sections		3	3	5	5	3	3
Tires total		12 (16 optional)		20 (24 optional)		12 (16 optional)	
Center section walking beam castor tires		12.5L x 15	12.5L x 15	16.5 x 16.1 E	16.5 x 16.1 E	12.5L x 15	12.5L x 15
Rear mainframe dual walking beam tire size		18L x 16.1	18L x 16.1	16.5 x 16.1 E	16.5 x 16.1 E	18L x 16.1	18L x 16.1
Inner and outer wings walking beam castor tire size		12.5L x 15	12.5L x 15	12.5L x 15	12.5L x 15	12.5L x 15	12.5L x 15
Operating speed	mph (kph)	5-8 (8-12.7)				5-8 (8-12.7)	
Hitch type		Floating				Floating	
Ground following design		Parallel link				Parallel link	
Row unit travel from level surface	in. (cm)	8.5 (21.6) up, 11.5 (29.2) down				8.5 (21.6) up, 11.5 (29.2) down	
Wing flex		15 degrees up, 10 degrees down				15 degrees up, 10 degrees down	
Disks	in. (cm)	18 (45.7) at 7 degrees				18 (45.7) at 7 degrees	
Depth settings	in. (cm)	14 position T-handle adjust from 0 to 3.5 (8.9)				14 position T-handle adjust from 0 to 3.5 (8.9)	
Down pressure adjustment		Variable spring				Variable spring	
Closing wheel variable packing pressure	lbs. (kg)	60, 75 or 85 (27.2, 34 or 38.6)				60, 75 or 85 (27.2, 34 or 38.6)	
Standard in-cab down pressure control	lbs. (kg)	200 to 1400 (91 to 635)				200 to 1400 (91 to 635)	
Hydraulic requirements	gpm (lpm)	30 (114) – 3 remotes				30 (114) – 3 remotes	
Hydraulic system		In cab down pressure adjust standard				In cab down pressure adjust standard	
Tow between/behind air cart capacity	bushels (l)	280 to 430 (9867 to 15,153)		280 to 580 (9867 to 20,439)		NA	NA
Mounted seed tank capacity	bushels (l)	NA	NA	NA	NA	70 (2470)	100 (3525)
Mounted tank		NA	NA	NA	NA	Standard	
Display system		Intelliview IV or ISO11783 compliant display				Intelliview IV or ISO11783 compliant display	
Sectional control		Up to 8 sections or primary runs on P-Series air carts				2-section standard with 4-section optional	
Blockage monitoring		Optional				Standard	
Optional equipment		High floatation tire option Hydraulic work switch Weight bracket Meter roll selection (extra fine, fine, coarse) Auxiliary rear hitch Cross tillage hydraulic package Split-rank header insert, 7.5" (19.1 cm) Primary run blockage Secondary run (all run) blockage hydraulic work switch 1/2 width sectional control on air cart Extended wear air package Packer or Gauge wheel deduct option				High floatation tire option Hydraulic work switch Weight bracket Meter roll selection (extra fine, fine, coarse) 4-section metering with overlap control GPS speed sensor Rain shield kit Standing Calibration kit Packer or Gauge wheel deduct option	

* Additional horsepower is required to tow and operate the air cart. Minimum requirements are a starting point only and should be increased based on operating conditions in the field, road transport conditions, and other implements that are used with the drill.



VALUE, SERVICE AND SOLUTIONS

There's a certain way of thinking that comes from living on a farm. Farming takes equal parts brain and brawn. Not to mention thick skin, calloused hands and a fair share of know how. Seasoned farmers know it helps to have equipment that's built by farmers, sold by farmers and used by farmers.

Support at every step. When you place your confidence in New Holland agricultural equipment, you get the finest in local support. Your New Holland dealer understands the many challenges you face and stands behind you at every step with the equipment, parts, service and financial solutions to make your job easier. Look to New Holland for a complete selection of equipment, including a full line of tractors, hay & forage equipment, harvesting, crop production and material handling equipment.

Quality parts and service. Turn to your New Holland dealer after the sale for expert, factory-trained service and genuine New Holland-branded parts. Your dealer has the very latest service updates and training to ensure your equipment keeps working productively season after season.

Financing solutions. Your New Holland dealer can tell you about smart ways to turn your financial challenges into opportunities with a portfolio of innovative financial services available through CNH Industrial Capital, including customized financing, leasing, insurance and the purchasing convenience of a Commercial Revolving Account.

For reliable equipment, parts and service — or just honest advice on farming and finance — turn to New Holland and your trusted New Holland dealer. We know. We're farmers, too.



We are proud to support the FFA.

Learn more at www.newholland.com/na

Design, materials and/or specifications are subject to change without notice and without liability therefor. Specifications are applicable to units sold in Canada, the United States, its territories and possessions, and may vary outside these areas.

© 2015 CNH Industrial America LLC. All rights reserved. New Holland is a trademark registered in the United States and many other countries, owned by or licensed to CNH Industrial N.V., its subsidiaries or affiliates. Any trademarks referred to herein, in association with goods and/or services of companies, other than owned by or licensed to CNH Industrial N.V., its subsidiaries or affiliates, are the property of those respective companies.



Safety begins with a thorough understanding of the equipment. Always make sure you and your operators read the Operator's Manual before using the equipment. Pay close attention to all safety and operating decals and never operate machinery without all shields, protective devices and structures in place.